



HEALTH QUARTERLY STATEMENT

AS OF SEPTEMBER 30, 2012  
OF THE CONDITION AND AFFAIRS OF THE

UnitedHealthcare of Ohio, Inc.

NAIC Group Code 0707 0707 NAIC Company Code 95186 Employer's ID Number 31-1142815  
(Current) (Prior)

Organized under the Laws of Ohio, State of Domicile or Port of Entry Ohio

Country of Domicile United States of America

Licensed as business type: Health Maintenance Organization

Is HMO Federally Qualified? Yes [ ] No [ X ]

Incorporated/Organized 05/14/1985 Commenced Business 08/06/1985

Statutory Home Office OH020-3010, 9200 Worthington Road Westerville, OH 43082-8823  
(Street and Number) (City or Town, State and Zip Code)

Main Administrative Office OH020-3010, 9200 Worthington Road  
(Street and Number)  
Westerville, OH 43082-8823 614-410-7000  
(City or Town, State and Zip Code) (Area Code) (Telephone Number)

Mail Address OH020-3010, 9200 Worthington Road Westerville, OH 43082-8823  
(Street and Number or P.O. Box) (City or Town, State and Zip Code)

Primary Location of Books and Records MN017-E900, 9700 Health Care Lane  
(Street and Number)  
Minnetonka, MN 55343 952-979-6173  
(City or Town, State and Zip Code) (Area Code) (Telephone Number)

Internet Web Site Address www.uhc.com

Statutory Statement Contact Jiang Wang 952-979-6173  
(Name) (Area Code) (Telephone Number)  
jiang\_wang@uhc.com 952-979-7826  
(E-mail Address) (FAX Number)

OFFICERS

Chair and President Jefferson Brooks Walters III  
Secretary Christina Regina Palme-Krizak

Chief Financial Officer William Joseph Hnath  
Treasurer Robert Worth Oberrender

OTHER OFFICERS

Nyle Brent Cottingham Assistant Treasurer  
Richard Gordon Dunlop Vice President, Finance

Michelle Marie Huntley Dill Assistant Secretary  
Robert Charles Falkenberg Chief Executive Officer, Commercial

Juanita Bolland Luis Assistant Secretary

DIRECTORS

Robert Charles Falkenberg  
Richard Gordon Dunlop

David Scott Luby  
Jefferson Brooks Walters III

William Joseph Hnath  
Leonard Alan Wilkerson DO

State of County of

State of County of

State of County of

The officers of this reporting entity being duly sworn, each depose and say that they are the described officers of said reporting entity, and that on the reporting period stated above, all of the herein described assets were the absolute property of the said reporting entity, free and clear from any liens or claims thereon, except as herein stated, and that this statement, together with related exhibits, schedules and explanations therein contained, annexed or referred to, is a full and true statement of all the assets and liabilities and of the condition and affairs of the said reporting entity as of the reporting period stated above, and of its income and deductions therefrom for the period ended, and have been completed in accordance with the NAIC Annual Statement Instructions and Accounting Practices and Procedures manual except to the extent that: (1) state law may differ; or, (2) that state rules or regulations require differences in reporting not related to accounting practices and procedures, according to the best of their information, knowledge and belief, respectively. Furthermore, the scope of this attestation by the described officers also includes the related corresponding electronic filing with the NAIC, when required, that is an exact copy (except for formatting differences due to electronic filing) of the enclosed statement. The electronic filing may be requested by various regulators in lieu of or in addition to the enclosed statement.

Jefferson Brooks Walters III  
Chair and President

Christina Regina Palme-Krizak  
Secretary

William Joseph Hnath  
Chief Financial Officer

Subscribed and sworn to before me this day of

Subscribed and sworn to before me this day of

Subscribed and sworn to before me this day of

- a. Is this an original filing?..... Yes [ X ] No [ ]
- b. If no,

1. State the amendment number.....

2. Date filed.....

3. Number of pages attached.....

ASSETS

	Current Statement Date			4 December 31 Prior Year Net Admitted Assets
	1 Assets	2 Nonadmitted Assets	3 Net Admitted Assets (Cols. 1 - 2)	
1. Bonds .....	166,971,703		166,971,703	169,857,425
2. Stocks:				
2.1 Preferred stocks .....			0	0
2.2 Common stocks .....			0	0
3. Mortgage loans on real estate:				
3.1 First liens .....			0	0
3.2 Other than first liens .....			0	0
4. Real estate:				
4.1 Properties occupied by the company (less \$ encumbrances) .....			0	0
4.2 Properties held for the production of income (less \$ ..... encumbrances) .....			0	0
4.3 Properties held for sale (less \$ encumbrances) .....			0	0
5. Cash (\$ .....(3,882,524) ), cash equivalents (\$ .....0 ) and short-term investments (\$ .....81,322,862 ) .....	77,440,338	0	77,440,338	17,405,289
6. Contract loans (including \$ ..... premium notes) .....			0	0
7. Derivatives .....			0	0
8. Other invested assets .....			0	0
9. Receivables for securities .....	105,777		105,777	37,122
10. Securities lending reinvested collateral assets .....			0	0
11. Aggregate write-ins for invested assets .....	0	0	0	0
12. Subtotals, cash and invested assets (Lines 1 to 11) .....	244,517,818	0	244,517,818	187,299,836
13. Title plants less \$ ..... charged off (for Title insurers only) .....			0	0
14. Investment income due and accrued .....	1,717,289		1,717,289	1,970,081
15. Premiums and considerations:				
15.1 Uncollected premiums and agents' balances in the course of collection .....	6,004,715	94,989	5,909,726	12,111,951
15.2 Deferred premiums, agents' balances and installments booked but deferred and not yet due (including \$ ..... earned but unbilled premiums) .....			0	0
15.3 Accrued retrospective premiums .....			0	0
16. Reinsurance:				
16.1 Amounts recoverable from reinsurers .....			0	0
16.2 Funds held by or deposited with reinsured companies .....			0	0
16.3 Other amounts receivable under reinsurance contracts .....			0	0
17. Amounts receivable relating to uninsured plans .....	7,123,668	642,573	6,481,095	3,809,481
18.1 Current federal and foreign income tax recoverable and interest thereon .....	0		0	8,196,092
18.2 Net deferred tax asset .....	1,336,622	0	1,336,622	1,231,601
19. Guaranty funds receivable or on deposit .....			0	0
20. Electronic data processing equipment and software .....			0	0
21. Furniture and equipment, including health care delivery assets (\$ ..... ) .....			0	0
22. Net adjustment in assets and liabilities due to foreign exchange rates .....			0	0
23. Receivables from parent, subsidiaries and affiliates .....	0	0	0	0
24. Health care (\$ .....11,535,022 ) and other amounts receivable .....	12,100,477	565,455	11,535,022	11,249,706
25. Aggregate write-ins for other than invested assets .....	32,903	1,325	31,578	0
26. Total assets excluding Separate Accounts, Segregated Accounts and Protected Cell Accounts (Lines 12 to 25) .....	272,833,492	1,304,342	271,529,150	225,868,748
27. From Separate Accounts, Segregated Accounts and Protected Cell Accounts .....			0	0
28. Total (Lines 26 and 27)	272,833,492	1,304,342	271,529,150	225,868,748
DETAILS OF WRITE-INS				
1101. ....				
1102. ....				
1103. ....				
1198. Summary of remaining write-ins for Line 11 from overflow page .....	0	0	0	0
1199. Totals (Lines 1101 through 1103 plus 1198)(Line 11 above) .....	0	0	0	0
2501. Prepaid Premium Taxes .....	31,578		31,578	0
2502. Prepaid Commissions .....	1,325	1,325	0	
2503. ....				
2598. Summary of remaining write-ins for Line 25 from overflow page .....	0	0	0	0
2599. Totals (Lines 2501 through 2503 plus 2598)(Line 25 above) .....	32,903	1,325	31,578	0

LIABILITIES, CAPITAL AND SURPLUS

	Current Period			Prior Year
	1 Covered	2 Uncovered	3 Total	4 Total
1. Claims unpaid (less \$                      reinsurance ceded) .....	105,334,168		105,334,168	108,548,238
2. Accrued medical incentive pool and bonus amounts .....	387,425		387,425	161,680
3. Unpaid claims adjustment expenses .....	2,032,426		2,032,426	2,057,539
4. Aggregate health policy reserves, including the liability of \$                      for medical loss ratio rebate per the Public Health Service Act .....	6,059,422		6,059,422	2,899,112
5. Aggregate life policy reserves .....			0	0
6. Property/casualty unearned premium reserve .....			0	0
7. Aggregate health claim reserves .....	141,007		141,007	758,778
8. Premiums received in advance .....	691,264		691,264	371,031
9. General expenses due or accrued .....	155,172		155,172	615,935
10.1 Current federal and foreign income tax payable and interest thereon (including \$                      177,119    on realized gains (losses)) .....	12,287,889		12,287,889	0
10.2 Net deferred tax liability .....	0		0	0
11. Ceded reinsurance premiums payable .....	77,524		77,524	75,788
12. Amounts withheld or retained for the account of others .....			0	0
13. Remittances and items not allocated .....	16,252		16,252	49,151
14. Borrowed money (including \$                      current) and interest thereon \$                      (including \$                      current) .....			0	0
15. Amounts due to parent, subsidiaries and affiliates .....	2,022,622		2,022,622	3,342,857
16. Derivatives .....			0	0
17. Payable for securities .....			0	735,114
18. Payable for securities lending .....			0	0
19. Funds held under reinsurance treaties (with \$ authorized reinsurers and \$                      unauthorized reinsurers) .....			0	0
20. Reinsurance in unauthorized companies .....			0	0
21. Net adjustments in assets and liabilities due to foreign exchange rates .....			0	0
22. Liability for amounts held under uninsured plans .....	3,830,588		3,830,588	5,427,572
23. Aggregate write-ins for other liabilities (including \$ current) .....	21,119	0	21,119	914,169
24. Total liabilities (Lines 1 to 23) .....	133,056,878	0	133,056,878	125,956,964
25. Aggregate write-ins for special surplus funds .....	XXX	XXX	0	0
26. Common capital stock .....	XXX	XXX	37,329,784	37,329,784
27. Preferred capital stock .....	XXX	XXX		
28. Gross paid in and contributed surplus .....	XXX	XXX	42,000,000	42,000,000
29. Surplus notes .....	XXX	XXX		0
30. Aggregate write-ins for other than special surplus funds .....	XXX	XXX	0	0
31. Unassigned funds (surplus) .....	XXX	XXX	59,142,488	20,582,000
32. Less treasury stock, at cost:				
32.1                      shares common (value included in Line 26 \$                      ) .....	XXX	XXX		
32.2                      shares preferred (value included in Line 27 \$                      ) .....	XXX	XXX		
33. Total capital and surplus (Lines 25 to 31 minus Line 32) .....	XXX	XXX	138,472,272	99,911,784
34. Total liabilities, capital and surplus (Lines 24 and 33)	XXX	XXX	271,529,150	225,868,748
DETAILS OF WRITE-INS				
2301. Other Payables .....			0	902,244
2302. Unclaimed Property .....	21,119		21,119	11,925
2303. ....				
2398. Summary of remaining write-ins for Line 23 from overflow page .....	0	0	0	0
2399. Totals (Lines 2301 through 2303 plus 2398)(Line 23 above)	21,119	0	21,119	914,169
2501. ....	XXX	XXX		
2502. ....	XXX	XXX		
2503. ....	XXX	XXX		
2598. Summary of remaining write-ins for Line 25 from overflow page .....	XXX	XXX	0	0
2599. Totals (Lines 2501 through 2503 plus 2598)(Line 25 above)	XXX	XXX	0	0
3001. ....	XXX	XXX		
3002. ....	XXX	XXX		
3003. ....	XXX	XXX		
3098. Summary of remaining write-ins for Line 30 from overflow page .....	XXX	XXX	0	0
3099. Totals (Lines 3001 through 3003 plus 3098)(Line 30 above)	XXX	XXX	0	0

STATEMENT OF REVENUE AND EXPENSES

	Current Year To Date		Prior Year To Date	Prior Year Ended December 31
	1 Uncovered	2 Total	3 Total	4 Total
1. Member Months .....	XXX	840,723	787,147	1,051,220
2. Net premium income ( including \$ ..... non-health premium income) .....	XXX	702,352,962	652,656,976	867,844,073
3. Change in unearned premium reserves and reserve for rate credits.....	XXX	(3,160,310)	(548,519)	(1,069,755)
4. Fee-for-service (net of \$ ..... medical expenses) .....	XXX			0
5. Risk revenue .....	XXX			0
6. Aggregate write-ins for other health care related revenues .....	XXX	0	0	0
7. Aggregate write-ins for other non-health revenues .....	XXX	0	0	0
8. Total revenues (Lines 2 to 7) .....	XXX	699,192,652	652,108,457	866,774,318
<b>Hospital and Medical:</b>				
9. Hospital/medical benefits .....		525,169,931	501,544,910	675,162,839
10. Other professional services .....		2,129,713	3,445,008	3,701,605
11. Outside referrals .....				0
12. Emergency room and out-of-area .....				0
13. Prescription drugs .....		47,646,202	47,973,008	57,876,928
14. Aggregate write-ins for other hospital and medical .....	0	0	0	0
15. Incentive pool, withhold adjustments and bonus amounts .....		286,250	152,635	200,647
16. Subtotal (Lines 9 to 15) .....	0	575,232,096	553,115,561	736,942,019
<b>Less:</b>				
17. Net reinsurance recoveries .....				0
18. Total hospital and medical (Lines 16 minus 17) .....	0	575,232,096	553,115,561	736,942,019
19. Non-health claims (net) .....				
20. Claims adjustment expenses, including \$ .....8,245,653 cost containment expenses .....		13,369,079	15,347,840	24,539,811
21. General administrative expenses .....		57,242,322	78,263,144	105,071,990
22. Increase in reserves for life and accident and health contracts (including \$ ..... increase in reserves for life only) .....			(79,000)	(79,000)
23. Total underwriting deductions (Lines 18 through 22) .....	0	645,843,497	646,647,545	866,474,820
24. Net underwriting gain or (loss) (Lines 8 minus 23) .....	XXX	53,349,155	5,460,912	299,498
25. Net investment income earned .....		4,021,690	4,540,907	5,897,845
26. Net realized capital gains (losses) less capital gains tax of \$ .....177,119 .....		321,450	1,117,399	1,058,340
27. Net investment gains (losses) (Lines 25 plus 26) .....	0	4,343,140	5,658,306	6,956,185
28. Net gain or (loss) from agents' or premium balances charged off [(amount recovered \$ ..... ) (amount charged off \$ ..... )]. .....				
29. Aggregate write-ins for other income or expenses .....	0	(25,000)	(5,049)	3,625
30. Net income or (loss) after capital gains tax and before all other federal income taxes (Lines 24 plus 27 plus 28 plus 29) .....	XXX	57,667,295	11,114,169	7,259,308
31. Federal and foreign income taxes incurred .....	XXX	18,911,768	7,896,085	1,258,967
32. Net income (loss) (Lines 30 minus 31) .....	XXX	38,755,527	3,218,084	6,000,341
<b>DETAILS OF WRITE-INS</b>				
0601. ....	XXX			
0602. ....	XXX			
0603. ....	XXX			
0698. Summary of remaining write-ins for Line 6 from overflow page .....	XXX	0	0	0
0699. Totals (Lines 0601 through 0603 plus 0698)(Line 6 above) .....	XXX	0	0	0
0701. ....	XXX			
0702. ....	XXX			
0703. ....	XXX			
0798. Summary of remaining write-ins for Line 7 from overflow page .....	XXX	0	0	0
0799. Totals (Lines 0701 through 0703 plus 0798)(Line 7 above) .....	XXX	0	0	0
1401. ....				
1402. ....				
1403. ....				
1498. Summary of remaining write-ins for Line 14 from overflow page .....	0	0	0	0
1499. Totals (Lines 1401 through 1403 plus 1498)(Line 14 above) .....	0	0	0	0
2901. Other (Expenses) Revenue .....			(5,049)	3,625
2902. Fines and Penalties .....		(25,000)		
2903. ....				
2998. Summary of remaining write-ins for Line 29 from overflow page .....	0	0	0	0
2999. Totals (Lines 2901 through 2903 plus 2998)(Line 29 above) .....	0	(25,000)	(5,049)	3,625

STATEMENT OF REVENUE AND EXPENSES (Continued)

	1 Current Year to Date	2 Prior Year to Date	3 Prior Year Ended December 31
CAPITAL AND SURPLUS ACCOUNT			
33. Capital and surplus prior reporting year.....	99,911,784	100,081,644	100,081,644
34. Net income or (loss) from Line 32 .....	38,755,527	3,218,084	6,000,341
35. Change in valuation basis of aggregate policy and claim reserves .....			
36. Change in net unrealized capital gains (losses) less capital gains tax of \$ .....			
37. Change in net unrealized foreign exchange capital gain or (loss) .....			
38. Change in net deferred income tax .....	105,021	4,870,595	19,461
39. Change in nonadmitted assets .....	(300,060)	(193,797)	(289,662)
40. Change in unauthorized reinsurance .....	0	0	0
41. Change in treasury stock .....	0	0	0
42. Change in surplus notes .....	0	0	0
43. Cumulative effect of changes in accounting principles.....			
44. Capital Changes:			
44.1 Paid in .....	0	0	0
44.2 Transferred from surplus (Stock Dividend).....	0	0	0
44.3 Transferred to surplus.....			
45. Surplus adjustments:			
45.1 Paid in .....	0	0	15,000,000
45.2 Transferred to capital (Stock Dividend) .....			
45.3 Transferred from capital .....			
46. Dividends to stockholders .....		(20,900,000)	(20,900,000)
47. Aggregate write-ins for gains or (losses) in surplus .....	0	0	0
48. Net change in capital & surplus (Lines 34 to 47) .....	38,560,488	(13,005,118)	(169,860)
49. Capital and surplus end of reporting period (Line 33 plus 48)	138,472,272	87,076,526	99,911,784
DETAILS OF WRITE-INS			
4701. ....			
4702. ....			
4703. ....			
4798. Summary of remaining write-ins for Line 47 from overflow page .....	0	0	0
4799. Totals (Lines 4701 through 4703 plus 4798)(Line 47 above)	0	0	0

CASH FLOW

	1 Current Year To Date	2 Prior Year To Date	3 Prior Year Ended December 31
Cash from Operations			
1. Premiums collected net of reinsurance .....	708,945,637	718,513,073	860,594,073
2. Net investment income .....	5,841,970	5,674,432	7,354,083
3. Miscellaneous income .....	0	0	0
4. Total (Lines 1 to 3) .....	714,787,607	724,187,505	867,948,156
5. Benefit and loss related payments .....	578,938,458	559,637,679	735,823,836
6. Net transfers to Separate Accounts, Segregated Accounts and Protected Cell Accounts .....			
7. Commissions, expenses paid and aggregate write-ins for deductions .....	76,878,170	85,273,160	130,981,999
8. Dividends paid to policyholders .....			
9. Federal and foreign income taxes paid (recovered) net of \$ ..... tax on capital gains (losses) .....	(1,395,094)	5,035,608	10,678,609
10. Total (Lines 5 through 9) .....	654,421,534	649,946,447	877,484,445
11. Net cash from operations (Line 4 minus Line 10) .....	60,366,073	74,241,058	(9,536,288)
Cash from Investments			
12. Proceeds from investments sold, matured or repaid:			
12.1 Bonds .....	28,786,872	65,574,130	77,000,363
12.2 Stocks .....	0	0	0
12.3 Mortgage loans .....	0	0	0
12.4 Real estate .....	0	0	0
12.5 Other invested assets .....	0	0	0
12.6 Net gains or (losses) on cash, cash equivalents and short-term investments .....	982	0	2,137
12.7 Miscellaneous proceeds .....	0	58,505	758,006
12.8 Total investment proceeds (Lines 12.1 to 12.7) .....	28,787,854	65,632,635	77,760,506
13. Cost of investments acquired (long-term only):			
13.1 Bonds .....	26,961,976	64,256,682	86,333,597
13.2 Stocks .....	0	0	0
13.3 Mortgage loans .....	0	0	0
13.4 Real estate .....	0	0	0
13.5 Other invested assets .....	0	0	0
13.6 Miscellaneous applications .....	803,769	0	0
13.7 Total investments acquired (Lines 13.1 to 13.6) .....	27,765,745	64,256,682	86,333,597
14. Net increase (or decrease) in contract loans and premium notes .....	0	0	0
15. Net cash from investments (Line 12.8 minus Line 13.7 and Line 14) .....	1,022,109	1,375,953	(8,573,091)
Cash from Financing and Miscellaneous Sources			
16. Cash provided (applied):			
16.1 Surplus notes, capital notes .....	0	0	0
16.2 Capital and paid in surplus, less treasury stock .....	0	0	15,000,000
16.3 Borrowed funds .....	0	0	0
16.4 Net deposits on deposit-type contracts and other insurance liabilities .....	0	0	0
16.5 Dividends to stockholders .....	0	20,900,000	20,900,000
16.6 Other cash provided (applied) .....	(1,353,133)	(3,227,252)	(2,062,798)
17. Net cash from financing and miscellaneous sources (Line 16.1 through Line 16.4 minus Line 16.5 plus Line 16.6) .....	(1,353,133)	(24,127,252)	(7,962,798)
RECONCILIATION OF CASH, CASH EQUIVALENTS AND SHORT-TERM INVESTMENTS			
18. Net change in cash, cash equivalents and short-term investments (Line 11, plus Lines 15 and 17) ..	60,035,049	51,489,759	(26,072,178)
19. Cash, cash equivalents and short-term investments:			
19.1 Beginning of year .....	17,405,289	43,477,467	43,477,467
19.2 End of period (Line 18 plus Line 19.1) .....	77,440,338	94,967,226	17,405,289

Note: Supplemental disclosures of cash flow information for non-cash transactions:

--	--	--	--

EXHIBIT OF PREMIUMS, ENROLLMENT AND UTILIZATION

	1  Total	Comprehensive (Hospital & Medical)		4  Medicare Supplement	5  Vision Only	6  Dental Only	7  Federal Employees Health Benefit Plan	8  Title XVIII Medicare	9  Title XIX Medicaid	10  Other
		2  Individual	3  Group							
<b>Total Members at end of:</b>										
1. Prior Year .....	88,388	62	4,796	0	0	0	0	83,530	0	0
2. First Quarter .....	92,854	56	5,846					86,952		
3. Second Quarter .....	93,438	54	5,903					87,481		
4. Third Quarter .....	94,874	48	6,435					88,391		
5. Current Year	0									
6. Current Year Member Months	840,723	476	54,190					786,057		
<b>Total Member Ambulatory Encounters for Period:</b>										
7. Physician .....	1,382,099	930	36,780					1,344,389		
8. Non-Physician .....	702,244	49	1,921					700,274		
9. Total	2,084,343	979	38,701	0	0	0	0	2,044,663	0	0
10. Hospital Patient Days Incurred	182,296	16	1,323					180,957		
11. Number of Inpatient Admissions	28,891	4	323					28,564		
12. Health Premiums Written (a) .....	703,055,870	575,574	18,753,609				557,672	683,169,015		
13. Life Premiums Direct .....	0									
14. Property/Casualty Premiums Written .....	0									
15. Health Premiums Earned .....	699,895,560	574,830	18,758,607				557,672	680,004,451		
16. Property/Casualty Premiums Earned .....	0									
17. Amount Paid for Provision of Health Care Services.....	578,938,458	414,751	16,087,993					562,435,714		
18. Amount Incurred for Provision of Health Care Services	575,232,096	376,248	15,232,223				(628)	559,624,253		

(a) For health premiums written: amount of Medicare Title XVIII exempt from state taxes or fees \$ 683,169,015

## CLAIMS UNPAID AND INCENTIVE POOL, WITHHOLD AND BONUS (Reported and Unreported)



UNDERWRITING AND INVESTMENT EXHIBIT

ANALYSIS OF CLAIMS UNPAID - PRIOR YEAR - NET OF REINSURANCE

Line of Business	Claims Paid Year to Date		Liability End of Current Quarter		5  Claims Incurred in Prior Years (Columns 1 + 3)	6  Estimated Claim Reserve and Claim Liability December 31 of Prior Year
	1  On Claims Incurred Prior to January 1 of Current Year	2  On Claims Incurred During the Year	3  On Claims Unpaid Dec. 31 of Prior Year	4  On Claims Incurred During the Year		
1. Comprehensive (hospital and medical) .....	1,272,723	15,231,879	(1,540)	2,081,855	1,271,183	2,974,593
2. Medicare Supplement .....					0	0
3. Dental Only .....					0	0
4. Vision Only .....					0	0
5. Federal Employees Health Benefits Plan .....					0	731
6. Title XVIII - Medicare .....	79,235,605	483,137,746	1,465,683	101,929,177	80,701,288	106,331,692
7. Title XIX - Medicaid .....					0	0
8. Other health .....					0	0
9. Health subtotal (Lines 1 to 8) .....	80,508,328	498,369,625	1,464,143	104,011,032	81,972,471	109,307,016
10. Healthcare receivables (a) .....	139,079	10,795,118		1,166,280	139,079	12,000,212
11. Other non-health .....					0	0
12. Medical incentive pools and bonus amounts .....	47,137	13,368	148,062	239,363	195,199	161,680
13. Totals (Lines 9-10+11+12)	80,416,386	487,587,875	1,612,205	103,084,115	82,028,591	97,468,484

(a) Excludes \$ loans or advances to providers not yet expensed.

## NOTES TO FINANCIAL STATEMENTS

### **Note 1 - Summary of Significant Accounting Policies**

#### Accounting Practices

The financial statements of UnitedHealthcare of Ohio, Inc. (the Company) are presented on the basis of accounting practices prescribed or permitted by the Ohio Department of Insurance (the Department).

The Department recognizes only statutory accounting practices, prescribed or permitted by the State of Ohio, for determining and reporting the financial condition and results of operations of an insurance company, for determining its solvency under Ohio Insurance Law. The state prescribes the use of the National Association of Insurance Commissioners' (NAIC) Accounting Practices and Procedures manual (NAIC SAP) in effect for the accounting periods covered in the financial statement.

1-8. No significant differences exist between the practices prescribed or permitted by the State of Ohio and those prescribed or permitted by the NAIC SAP which materially affect the statutory basis net income and capital and surplus, as illustrated in the table below (in thousands):

	<u>State of Domicile</u>	<u>2012</u>	<u>2011</u>
<u>NET INCOME</u>			
(1) Company state basis (Page 4, Line 32, Columns 2 & 3)	Ohio	\$ 38,756	\$ 6,000
(2) State Prescribed Practices that increase/(decrease) NAIC SAP:	Ohio	-	-
(3) State Permitted Practices that increase/(decrease) NAIC SAP:	Ohio	-	-
(4) NAIC SAP (1-2-3=4)	Ohio	\$ 38,756	\$ 6,000
<u>SURPLUS</u>			
(5) Company state basis (Page 3, Line 33, Columns 3 & 4)	Ohio	\$ 138,472	\$ 99,912
(6) State Prescribed Practices that increase/(decrease) NAIC SAP:	Ohio	-	-
(7) State Permitted Practices that increase/(decrease) NAIC SAP:	Ohio	-	-
(8) NAIC SAP (5-6-7=8)	Ohio	\$ 138,472	\$ 99,912

### **Note 2 - Accounting Changes and Corrections of Errors**

No significant change.

### **Note 3 - Business Combinations and Goodwill**

No significant change.

### **Note 4 - Discontinued Operations**

No significant change.

### **Note 5 – Investments**

#### A. Mortgage Loans, including Mezzanine Real Estate Loans

No significant change.

#### B. Debt restructuring.

No significant change.

#### C. Reverse Mortgages.

No significant change.

#### D. Loan-Backed Securities

- 1) Prepayment assumptions for single class and multi-class mortgage-backed/asset-backed securities were obtained from an external data source vendor.
- 2) The Company did not recognize other-than-temporary impairments on mortgage-type investments as of September 30, 2012.
- 3) The Company did not have mortgage-type investments with an other-than-temporary impairment to report by CUSIP as of September 30, 2012.

---

## NOTES TO FINANCIAL STATEMENTS

---

- 4) The Company did not have any impaired securities for which an other-than-temporary impairment has not been recognized in earnings as a realized loss as of September 30, 2012.
- 5) The Company believes that it will collect all principal and interest due on all investments that have an amortized cost in excess of fair value.

E. Repurchase Agreements and/or Securities Lending Transactions

No significant change.

F. Real Estate

No significant change.

G. Investments in Low-Income Housing Tax Credits

No significant change.

**Note 6 - Joint Ventures, Partnerships and Limited Liability Companies**

No significant change.

**Note 7 - Investment Income**

No significant change.

**Note 8 - Derivative Instruments**

No significant change.

**Note 9 - Income Taxes**

Statement of Statutory Accounting Principles (SSAP) No. 101, *Income Taxes – A Replacement of SSAP No. 10R and SSAP No. 10*, is effective for 2012 interim and annual financial statements and beyond. The new standard includes revised guidance for tax contingencies, non-elective deferred tax asset admissibility test along with significant modifications to the deferred tax assets admissibility test, and disclosure modifications. A change resulting from this adoption should be accounted for prospectively and reflected as a change in accounting principle in accordance with SSAP No. 3 — *Accounting Changes and Corrections of Errors*. The adoption of this pronouncement does not have an impact on the financial statements.

**Note 10 - Information Concerning Parent, Subsidiaries and Affiliates**

Effective January 1, 2012, the Company entered into a revised management agreement with United HealthCare Services, Inc. (UHS). This agreement has been approved by the Department. UHS will continue to provide management services to the Company under a revised fee structure which is changing from a percent of premium to a direct charge based on UHS' expenses for services or use of assets provided to the Company.

Effective September 1, 2012 the company holds a \$50,000,000 subordinated revolving credit agreement with UnitedHealth Group Incorporated at an interest rate of LIBOR plus a margin of .50%, replacing the \$25,000,000 subordinated revolving credit agreement effective through August 31, 2012.

**Note 11 - Debt**

No significant change.

**Note 12 - Retirement Plans, Deferred Compensation, Postemployment Benefits and Compensated Absences and Other Postretirement Benefit Plans**

No significant change.

**Note 13 - Capital and Surplus, Shareholders' Dividend Restrictions and Quasi-Reorganizations**

No significant change.

**Note 14 - Contingencies**

No significant change.

**Note 15 - Leases**

No significant change.

---

## NOTES TO FINANCIAL STATEMENTS

---

### **Note 16 - Information About Financial Instruments With Off-Balance Sheet Risk and Financial Instruments With Concentrations of Credit Risk**

No significant change.

### **Note 17 - Sale, Transfer and Servicing of Financial Assets and Extinguishments of Liabilities**

- A. The Company did not have any transfers of receivables reported as sales as of September 30, 2012 or December 31, 2011.
- B. The Company did not have any transfer and servicing of financial assets as of September 30, 2012 or December 31, 2011.
- C. No transactions involving wash sales of securities with an NAIC designation of 3 or below or unrated securities occurred as of September 30, 2012 or the year ended December 31, 2011.

### **Note 18 - Gain or Loss to the Reporting Entity from Uninsured Plans and the Uninsured Portion of Partially Insured Plans**

Included as a receivable relating to uninsured plans is approximately \$6,481,000 and \$3,809,000 and liability for amounts held under uninsured plans is approximately \$3,831,000 and \$5,428,000 as of September 30, 2012 and December 31, 2011, respectively, related to Medicare Part D program for the catastrophic reinsurance, low-income member cost-sharing subsidies and coverage gap discount program.

### **Note 19 - Direct Premium Written/Produced by Managing General Agents/Third Party Administrators**

No significant change.

### **Note 20 – Fair Value Measurement**

The NAIC SAP defines fair value, establishes a framework for measuring fair value, and outlines the disclosure requirements related to fair value measurements. The fair value hierarchy is as follows:

*Level 1* — Quoted (unadjusted) prices for identical assets in active markets.

*Level 2* — Other observable inputs, either directly or indirectly, including:

- Quoted prices for similar assets in active markets
- Quoted prices for identical or similar assets in inactive markets (few transactions, limited information, noncurrent prices, high variability over time, etc.)
- Inputs other than quoted prices that are observable for the asset (interest rates, yield curves, volatilities, default rates, etc.)
- Inputs that are derived principally from or corroborated by other observable market data

*Level 3* — Unobservable inputs that cannot be corroborated by observable market data.

The estimated fair values of bonds and short-term investments (investments) are based on quoted market prices, where available. The Company obtains one price for each security primarily from a third-party pricing service (pricing service), which generally uses quoted or other observable inputs for the determination of fair value. The pricing service normally derives the security prices through recently reported trades for identical or similar securities, making adjustments through the reporting date based upon available observable market information. For securities not actively traded, the pricing service may use quoted market prices of comparable instruments or discounted cash flow analyses, incorporating inputs that are currently observable in the markets for similar securities. Inputs that are often used in the valuation methodologies include, but are not limited to, non-binding broker quotes, benchmark yields, credit spreads, default rates and prepayment speeds. As the Company is responsible for the determination of fair value, it performs quarterly analyses on the prices received from the pricing service to determine whether the prices are reasonable estimates of fair value. Specifically, the Company compares the prices received from the pricing service to prices reported by its custodian, its investment consultant and third-party investment advisors. Additionally, the Company compares changes in the reported market values and returns to relevant market indices to test the reasonableness of the reported prices. Based on the Company's internal price verification procedures and review of fair value methodology documentation provided by independent pricing services, the Company has not historically adjusted the prices obtained from the pricing service.

In instances in which the inputs used to measure fair value fall into different levels of the fair value hierarchy, the fair value measurement has been determined based on the lowest level input that is

NOTES TO FINANCIAL STATEMENTS

significant to the fair value measurement in its entirety. The Company’s assessment of the significance of a particular item to the fair value measurement in its entirety requires judgment, including the consideration of inputs specific to the asset or liability.

The Company does not have any financial assets that are measured and reported at fair value on the statutory basis statements of admitted assets, liabilities, and capital and surplus at September 30, 2012 and December 31, 2011.

The Company does not have any financial assets with a fair value hierarchy of level 3.

The aggregate fair value by hierarchy of all financial instruments as of September 30, 2012 and December 31, 2011 is presented in the table below (in thousands):

September 30, 2012					
	Total Fair Value	Total Admitted Assets	Quoted Prices in Active Markets (Level 1)	Other Observable Inputs (Level 2)	Unobservable Inputs (Level 3)
U.S. government and Agency Securities	\$ 39,464	\$ 38,508	\$ 17,275	\$ 22,189	\$ -
State and Agency Municipalities	57,253	53,958	-	57,253	-
City and County Municipalities	33,344	31,751	-	33,344	-
Corporate Debt Securities	55,180	50,319	-	55,180	-
Commercial Paper and Money-Market Funds	73,759	73,759	73,759	-	-
Total	\$ 259,000	\$ 248,295	\$ 91,034	\$ 167,966	\$ -

2011					
	Total Fair Value	Total Admitted Assets	Quoted Prices in Active Markets (Level 1)	Other Observable Inputs (Level 2)	Unobservable Inputs (Level 3)
U.S. government and Agency Securities	\$ 35,459	\$ 34,782	\$ 11,038	\$ 24,421	\$ -
State and Agency Municipalities	56,880	54,215	-	56,880	-
City and County Municipalities	35,317	33,653	-	35,317	-
Corporate Debt Securities	50,047	47,207	-	50,047	-
Commercial Paper and Money-Market Funds	21,619	21,619	21,619	-	-
Total	\$ 199,322	\$ 191,476	\$ 32,657	\$ 166,665	\$ -

There were no financial instruments that were not practicable to estimate at fair value.

Fair values of investments are based on quoted market prices, where available. The Company obtains one price for each security primarily from a third-party pricing service (pricing service), which generally uses quoted or other observable inputs for the determination of fair value. The pricing service normally derives the security prices through recently reported trades for identical or similar securities, making adjustments through the reporting date based upon available observable market information. For securities not actively traded, the pricing service may use quoted market prices of comparable instruments or discounted cash flow analyses, incorporating inputs that are currently observable in the markets for similar securities. Inputs that are often used in the valuation methodologies include, but are not limited to, benchmark yields, credit spreads, default rates, prepayment speeds and non-binding broker quotes. As the Company is responsible for the determination of fair value, it performs quarterly analyses on the prices received from the pricing service to determine whether the prices are reasonable estimates of fair value. Specifically, the Company compares the prices received from the pricing service to a secondary pricing source, prices reported by its custodian, its investment consultant and third-party investment advisors. Additionally, the Company compares changes in the reported market values and returns to relevant market indices to test the reasonableness of the reported prices. The Company’s internal price verification procedures and review of fair value methodology documentation provided by independent pricing services has not historically resulted in adjustment in the prices obtained from the pricing service.

Note 21 - Other Items

The Company elected to use rounding in reporting amounts in the notes to statutory basis statements.

Note 22 - Events Subsequent

No significant change.

NOTES TO FINANCIAL STATEMENTS

Note 23 - Reinsurance

No significant change.

Note 24 - Retrospectively Rated Contracts & Contracts Subject to Redetermination

The Company has Medicare business which is subject to a retrospective rating feature related to Part D premiums. The Company has estimated accrued retrospective premiums related to Part D premiums based on guidelines determined by the Center for Medicare and Medicaid Services (CMS). The formula is tiered and based on medical loss ratio. The amount of Part D earned premiums subject to retrospective rating was approximately \$52,281,000 and \$ 63,711,000 representing 7.4% and 7.3% of total net premium income as of September 30, 2012 and December 31, 2011, respectively.

Pursuant to the Health Reform Legislation, the Company is required to maintain specific minimum loss ratios. These minimum loss ratios apply to comprehensive major medical coverage and vary depending on group size. The Company's actual loss ratios were in excess of the minimum requirement as of September 30, 2012 and as a result, no minimum medical loss ratio rebate was required to be established at September 30, 2012. The following table discloses the minimum medical loss ratio rebates required pursuant to the Health Reform Legislation for the period ended December 31, 2011 (in thousands):

	1	2	3	4	5
	Individual	Small Group Employer	Large Group Employer	Other Categories with Rebates	Total
Prior reporting year					
(1) Medical loss ratio rebates incurred	\$ -	\$ -	\$ 7	\$ -	\$ 7
(2) Medical loss ratio rebates paid	-	-	-	-	-
(3) Medical loss rebates unpaid	-	-	7	-	7
(4) Plus reinsurance assumed amounts	XXX	XXX	XXX	XXX	-
(5) Less reinsurance ceded amounts	XXX	XXX	XXX	XXX	-
(6) Rebates unpaid net of reinsurance	XXX	XXX	XXX	XXX	\$ 7

Note 25 - Change in Incurred Losses and Loss Adjustment Expenses

Changes in estimates related to the prior year incurred claims are included in total hospital and medical expenses in the current year in the accompanying statutory basis statements of operations. The following tables disclose paid claims, incurred claims, and the balance in the claims unpaid, accrued medical incentive pool and bonus amounts, aggregate health claim reserves and health care receivables at September 30, 2012 and December 31, 2011 (in thousands):

	September 30, 2012		
	Current Year Incurred Claims	Prior Years Incurred Claims	Total
Beginning of year claim reserve	\$ -	\$ (109,468)	\$ (109,468)
Paid claims, net of health care receivables	498,383	80,555	578,938
End of year claim reserve	<u>104,250</u>	<u>1,612</u>	<u>105,862</u>
Incurred claims excluding the change in health care receivables	602,633	(27,301)	575,332
Beginning of year health care receivables	-	12,000	12,000
End of year health care receivables	<u>(11,961)</u>	<u>(139)</u>	<u>(12,100)</u>
Total incurred claims	<u>\$ 590,672</u>	<u>\$ (15,440)</u>	<u>\$ 575,232</u>

## NOTES TO FINANCIAL STATEMENTS

	2011		
	Current Year Incurred Claims	Prior Years Incurred Claims	Total
Beginning of year claim reserve	\$ -	\$ (105,755)	\$ (105,755)
Paid claims, net of health care receivables	651,124	84,700	735,824
End of year claim reserve	<u>108,532</u>	<u>937</u>	<u>109,469</u>
Incurred claims excluding the change in health care receivables	759,656	(20,118)	739,538
Beginning of year health care receivables	-	9,404	9,404
End of year health care receivables	<u>(11,757)</u>	<u>(243)</u>	<u>(12,000)</u>
Total incurred claims	<u>\$ 747,899</u>	<u>\$ (10,957)</u>	<u>\$ 736,942</u>

The liability for claims unpaid, accrued medical incentive pool and bonus amounts, aggregate health claim reserves and health care receivables as of December 31, 2011 were approximately \$97,469,000. As of September 30, 2012, approximately \$80,555,000 has been paid for incurred claims attributable to insured events of prior years. Reserves remaining for prior years are now approximately \$1,473,000 as a result of re-estimation of unpaid claims. Therefore, there has been approximately \$15,440,000 favorable prior-year development since December 31, 2011 to September 30, 2012. The primary drivers consist of favorable development as a result of ongoing analysis of loss development trends related to the release and reestablishment of approximately \$5,895,000 in known environmental claims and approximately \$8,942,000 in retroactivity for inpatient, outpatient, physician, and pharmacy claims. At December 31, 2011, the Company recorded approximately \$10,957,000 of favorable development. The primary drivers consist of favorable development as a result of ongoing analysis of loss development trends related to the release and reestablishment of approximately \$6,411,000 in known environmental claims and approximately \$3,644,000 in retroactivity for inpatient, physician, and pharmacy claims, and approximately \$1,159,000 related to release of provider settlement reserves. Original estimates are increased or decreased, as additional information becomes known regarding individual claims. Included in this favorable development is the impact related to retrospectively rated policies. As a result of the prior-year effects, on a regular basis, the Company adjusts revenue and the corresponding liability and/or receivable related to retrospectively rated policies and the impact of the change is included as a component of change in unearned premium reserves and reserve for rate credits in the statutory basis statements of operations.

The Company incurred claims adjustment expenses (CAE) of approximately \$13,369,000 and \$24,540,000 for the nine months ended September 30, 2012 and the year ended December 31, 2011, respectively. These costs are included in the management service fees paid by the Company to UHS as a part of its management agreement. The following table discloses paid CAE and incurred CAE for the nine months ended September 30, 2012 and the year ended December 31, 2011, and the balance in the unpaid claim adjustment expenses reserve as of September 30, 2012 and December 31, 2011 (in thousands):

	September 30, 2012	2011
Total claims adjustment expenses incurred	\$ 13,369	\$ 24,540
Less current year unpaid claims adjustment expenses	(2,032)	(2,058)
Add prior year unpaid claims adjustment expenses	<u>2,058</u>	<u>2,152</u>
Total claims adjustment expenses paid	<u>\$ 13,395</u>	<u>\$ 24,634</u>

### **Note 26 - Intercompany Pooling Arrangements**

No significant change.

### **Note 27 - Structured Settlements**

No significant change.

### **Note 28 - Health Care Receivables**

No significant change.

---

# NOTES TO FINANCIAL STATEMENTS

---

**Note 29 - Participating Policies**

No significant change.

**Note 30 - Premium Deficiency Reserves**

No significant change.

**Note 31 – Anticipated Salvage and Subrogation**

No significant change.



GENERAL INTERROGATORIES

PART 1 - COMMON INTERROGATORIES

GENERAL

- 1.1

Did the reporting entity experience any material transactions requiring the filing of Disclosure of Material Transactions with the State of Domicile, as required by the Model Act?

Yes ☐ No ☒
- 1.2

If yes, has the report been filed with the domiciliary state?

Yes ☐ No ☐
- 2.1

Has any change been made during the year of this statement in the charter, by-laws, articles of incorporation, or deed of settlement of the reporting entity?

Yes ☒ No ☐
- 2.2

If yes, date of change:

10/04/2012
3.

Have there been any substantial changes in the organizational chart since the prior quarter end?  
If yes, complete the Schedule Y - Part 1 - organizational chart.

Yes ☒ No ☐
- 4.1

Has the reporting entity been a party to a merger or consolidation during the period covered by this statement?

Yes ☐ No ☒
- 4.2

If yes, provide the name of the entity, NAIC Company Code, and state of domicile (use two letter state abbreviation) for any entity that has ceased to exist as a result of the merger or consolidation.

1 Name of Entity	2 NAIC Company Code	3 State of Domicile

5.

If the reporting entity is subject to a management agreement, including third-party administrator(s), managing general agent(s), attorney-in-fact, or similar agreement, have there been any significant changes regarding the terms of the agreement or principals involved?  
If yes, attach an explanation.  
The new management services agreement was approved on 08/16/12.

Yes ☒ No ☐ N/A ☐
- 6.1

State as of what date the latest financial examination of the reporting entity was made or is being made.

12/31/2009
- 6.2

State the as of date that the latest financial examination report became available from either the state of domicile or the reporting entity. This date should be the date of the examined balance sheet and not the date the report was completed or released.

12/31/2009
- 6.3

State as of what date the latest financial examination report became available to other states or the public from either the state of domicile or the reporting entity. This is the release date or completion date of the examination report and not the date of the examination (balance sheet date).

01/01/2011
- 6.4

By what department or departments?  
Ohio Department of Insurance
- 6.5

Have all financial statement adjustments within the latest financial examination report been accounted for in a subsequent financial statement filed with Departments?

Yes ☐ No ☐ N/A ☒
- 6.6

Have all of the recommendations within the latest financial examination report been complied with?

Yes ☐ No ☐ N/A ☒
- 7.1

Has this reporting entity had any Certificates of Authority, licenses or registrations (including corporate registration, if applicable) suspended or revoked by any governmental entity during the reporting period?

Yes ☐ No ☒
- 7.2

If yes, give full information:
- 8.1

Is the company a subsidiary of a bank holding company regulated by the Federal Reserve Board?

Yes ☐ No ☒
- 8.2

If response to 8.1 is yes, please identify the name of the bank holding company.
- 8.3

Is the company affiliated with one or more banks, thrifts or securities firms?

Yes ☒ No ☐
- 8.4

If response to 8.3 is yes, please provide below the names and location (city and state of the main office) of any affiliates regulated by a federal regulatory services agency [i.e. the Federal Reserve Board (FRB), the Office of the Comptroller of the Currency (OCC), the Federal Deposit Insurance Corporation (FDIC) and the Securities Exchange Commission (SEC)] and identify the affiliate's primary federal regulator.

1 Affiliate Name	2 Location (City, State)	3 FRB	4 OCC	5 FDIC	6 SEC
OptumHealth Bank, Inc	Salt Lake City, Utah	NO	NO	YES	NO

GENERAL INTERROGATORIES

- 9.1

Are the senior officers (principal executive officer, principal financial officer, principal accounting officer or controller, or persons performing similar functions) of the reporting entity subject to a code of ethics, which includes the following standards? .....  
(a) Honest and ethical conduct, including the ethical handling of actual or apparent conflicts of interest between personal and professional relationships;  
(b) Full, fair, accurate, timely and understandable disclosure in the periodic reports required to be filed by the reporting entity;  
(c) Compliance with applicable governmental laws, rules and regulations;  
(d) The prompt internal reporting of violations to an appropriate person or persons identified in the code; and  
(e) Accountability for adherence to the code.

Yes [ X ] No [ ]
- 9.11

If the response to 9.1 is No, please explain:
- 9.2

Has the code of ethics for senior managers been amended? .....

Yes [ ] No [ X ]
- 9.21

If the response to 9.2 is Yes, provide information related to amendment(s).
- 9.3

Have any provisions of the code of ethics been waived for any of the specified officers? .....

Yes [ ] No [ X ]
- 9.31

If the response to 9.3 is Yes, provide the nature of any waiver(s).

FINANCIAL

- 10.1

Does the reporting entity report any amounts due from parent, subsidiaries or affiliates on Page 2 of this statement? .....

Yes [ ] No [ X ]
- 10.2

If yes, indicate any amounts receivable from parent included in the Page 2 amount: .....

\$ .....

INVESTMENT

- 11.1

Were any of the stocks, bonds, or other assets of the reporting entity loaned, placed under option agreement, or otherwise made available for use by another person? (Exclude securities under securities lending agreements.) .....

Yes [ ] No [ X ]
- 11.2

If yes, give full and complete information relating thereto:
12.

Amount of real estate and mortgages held in other invested assets in Schedule BA: .....

\$ .....
13.

Amount of real estate and mortgages held in short-term investments: .....

\$ .....
- 14.1

Does the reporting entity have any investments in parent, subsidiaries and affiliates? .....

Yes [ ] No [ X ]
- 14.2

If yes, please complete the following:
- |   | 1   | 2  |
|---|---|--|
|   | Prior Year-End<br>Book/Adjusted<br>Carrying Value | Current Quarter<br>Book/Adjusted<br>Carrying Value |
| 14.21 Bonds .....   | \$ .....0   | \$ .....   |
| 14.22 Preferred Stock .....   | \$ .....0   | \$ .....   |
| 14.23 Common Stock .....  | \$ .....0   | \$ .....   |
| 14.24 Short-Term Investments .....  | \$ .....0   | \$ .....   |
| 14.25 Mortgage Loans on Real Estate .....   | \$ .....0   | \$ .....   |
| 14.26 All Other .....   | \$ .....0   | \$ .....   |
| 14.27 Total Investment in Parent, Subsidiaries and Affiliates (Subtotal Lines 14.21 to 14.26) ..... | \$ .....0   | \$ .....0  |
| 14.28 Total Investment in Parent included in Lines 14.21 to 14.26 above .....                       | \$ .....  | \$ .....   |
- 15.1

Has the reporting entity entered into any hedging transactions reported on Schedule DB? .....

Yes [ ] No [ X ]
- 15.2

If yes, has a comprehensive description of the hedging program been made available to the domiciliary state? .....

Yes [ ] No [ ]
- If no, attach a description with this statement.

STATEMENT AS OF SEPTEMBER 30, 2012 OF THE UnitedHealthcare of Ohio, Inc.

GENERAL INTERROGATORIES

16. Excluding items in Schedule E - Part 3 - Special Deposits, real estate, mortgage loans and investments held physically in the reporting entity's offices, vaults or safety deposit boxes, were all stocks, bonds and other securities, owned throughout the current year held pursuant to a custodial agreement with a qualified bank or trust company in accordance with Section 1, III - General Examination Considerations, F. Outsourcing of Critical Functions, Custodial or Safekeeping Agreements of the NAIC Financial Condition Examiners Handbook? ..... Yes [ X ] No [ ]
- 16.1 For all agreements that comply with the requirements of the NAIC Financial Condition Examiners Handbook, complete the following:

1 Name of Custodian(s)	2 Custodian Address
Northern Trust .....	50 S. LaSalle, Chicago, IL 60675 .....
Bank of New York Mellon .....	Global Liquidity Services, 1 Wall st, 14th Floor, New York, NY 10286 .....

- 16.2 For all agreements that do not comply with the requirements of the NAIC Financial Condition Examiners Handbook, provide the name, location and a complete explanation:

1 Name(s)	2 Location(s)	3 Complete Explanation(s)

- 16.3 Have there been any changes, including name changes, in the custodian(s) identified in 16.1 during the current quarter? ..... Yes [ ] No [ X ]
- 16.4 If yes, give full information relating thereto:

1 Old Custodian	2 New Custodian	3 Date of Change	4 Reason

- 16.5 Identify all investment advisors, brokers/dealers or individuals acting on behalf of broker/dealers that have access to the investment accounts, handle securities and have authority to make investments on behalf of the reporting entity:

1 Central Registration Depository	2 Name(s)	3 Address
N/A .....	Internally Managed .....	N/A .....
10715 .....	BlackRock Financial Managment, Inc .....	55 East 52nd Street, NY, NY 10055 .....

- 17.1 Have all the filing requirements of the Purposes and Procedures Manual of the NAIC Securities Valuation Office been followed? ..... Yes [ X ] No [ ]
- 17.2 If no, list exceptions:

GENERAL INTERROGATORIES

PART 2 - HEALTH

1.

Operating Percentages:

1.1 A&H loss percent

83.5 %

1.2 A&H cost containment percent

1.2 %

1.3 A&H expense percent excluding cost containment expenses

8.9 %
- 2.1

Do you act as a custodian for health savings accounts?

Yes [ ] No [ X ]
- 2.2

If yes, please provide the amount of custodial funds held as of the reporting date

\$.
- 2.3

Do you act as an administrator for health savings accounts?

Yes [ ] No [ X ]
- 2.4

If yes, please provide the balance of the funds administered as of the reporting date

\$.

SCHEDULE S - CEDED REINSURANCE

Showing All New Reinsurance Treaties - Current Year to Date

1 NAIC Company Code	2 Federal ID Number	3 Effective Date	4 Name of Reinsurer	5 Domiciliary Jurisdiction	6 Type of Reinsurance Ceded	7 Is Insurer Authorized? (Yes or No)
			NONE			

SCHEDULE T - PREMIUMS AND OTHER CONSIDERATIONS

Current Year to Date - Allocated by States and Territories											
			1	Direct Business Only							
				2	3	4	5	6	7	8	9
States, etc.			Active Status	Accident and Health Premiums	Medicare Title XVIII	Medicaid Title XIX	Federal Employees Health Benefits Program Premiums	Life and Annuity Premiums & Other Considerations	Property/ Casualty Premiums	Total Columns 2 Through 7	Deposit-Type Contracts
1.	Alabama	AL	N							.0	
2.	Alaska	AK	N							.0	
3.	Arizona	AZ	N							.0	
4.	Arkansas	AR	N							.0	
5.	California	CA	N							.0	
6.	Colorado	CO	N							.0	
7.	Connecticut	CT	N							.0	
8.	Delaware	DE	N							.0	
9.	District of Columbia	DC	N							.0	
10.	Florida	FL	N							.0	
11.	Georgia	GA	N							.0	
12.	Hawaii	HI	N							.0	
13.	Idaho	ID	N							.0	
14.	Illinois	IL	N							.0	
15.	Indiana	IN	N							.0	
16.	Iowa	IA	N							.0	
17.	Kansas	KS	N							.0	
18.	Kentucky	KY	L	15,017,349	13,468,039					28,485,388	
19.	Louisiana	LA	N							.0	
20.	Maine	ME	N							.0	
21.	Maryland	MD	N							.0	
22.	Massachusetts	MA	N							.0	
23.	Michigan	MI	N							.0	
24.	Minnesota	MN	N							.0	
25.	Mississippi	MS	N							.0	
26.	Missouri	MO	N							.0	
27.	Montana	MT	N							.0	
28.	Nebraska	NE	N							.0	
29.	Nevada	NV	N							.0	
30.	New Hampshire	NH	N							.0	
31.	New Jersey	NJ	N							.0	
32.	New Mexico	NM	N							.0	
33.	New York	NY	N							.0	
34.	North Carolina	NC	N							.0	
35.	North Dakota	ND	N							.0	
36.	Ohio	OH	L	4,311,834	669,700,976		557,672			674,570,482	
37.	Oklahoma	OK	N							.0	
38.	Oregon	OR	N							.0	
39.	Pennsylvania	PA	N							.0	
40.	Rhode Island	RI	N							.0	
41.	South Carolina	SC	N							.0	
42.	South Dakota	SD	N							.0	
43.	Tennessee	TN	N							.0	
44.	Texas	TX	N							.0	
45.	Utah	UT	N							.0	
46.	Vermont	VT	N							.0	
47.	Virginia	VA	N							.0	
48.	Washington	WA	N							.0	
49.	West Virginia	WV	N							.0	
50.	Wisconsin	WI	N							.0	
51.	Wyoming	WY	N							.0	
52.	American Samoa	AS	N							.0	
53.	Guam	GU	N							.0	
54.	Puerto Rico	PR	N							.0	
55.	U.S. Virgin Islands	VI	N							.0	
56.	Northern Mariana Islands	MP	N							.0	
57.	Canada	CN	N							.0	
58.	Aggregate Other Aliens	OT	XXX	.0	.0	.0	.0	.0	.0	.0	.0
59.	Subtotal		XXX	19,329,183	683,169,015	.0	557,672	.0	.0	703,055,870	.0
60.	Reporting Entity Contributions for Employee Benefit Plans		XXX							.0	
61.	Totals (Direct Business)	(a)	2	19,329,183	683,169,015	0	557,672	0	0	703,055,870	0
DETAILS OF WRITE-INS											
5801.			XXX								
5802.			XXX								
5803.			XXX								
5898.	Summary of remaining write-ins for Line 58 from overflow page		XXX	.0	.0	.0	.0	.0	.0	.0	.0
5899.	Totals (Lines 5801 through 5803 plus 5898)(Line 58 above)		XXX	0	0	0	0	0	0	0	0

(L) Licensed or Chartered - Licensed Insurance Carrier or Domiciled RRG; (R) Registered - Non-domiciled RRGs; (Q) Qualified - Qualified or Accredited Reinsurer; (E) Eligible - Reporting Entities eligible or approved to write Surplus Lines in the state; (N) None of the above - Not allowed to write business in the state.  
(a) Insert the number of L responses except for Canada and Other Alien.  
Premiums are allocated by state based on geographic market

SCHEDULE Y - INFORMATION CONCERNING ACTIVITIES OF INSURER MEMBERS OF A HOLDING COMPANY GROUP  
PART 1 - ORGANIZATIONAL CHART

None of the organizational changes had any direct effect on the company listed on the Jurat page of this report (the “Company”). All transactions occurred with affiliates of the Company. Holding Company transactions include (current quarter only):

Q3, 2012 Holding Company Transactions

July 1, 2012	<p>PacifiCare Health Plan Administrators, Inc., an Indiana corporation, merged with and into United HealthCare Services, Inc., a Minnesota corporation. This resulted in the following entities becoming direct subsidiaries of United HealthCare Services, Inc.:</p> <ul style="list-style-type: none"><li>• PacifiCare Life and Health Insurance Company</li><li>• PacifiCare Life Assurance Company</li><li>• PacifiCare of Arizona, Inc.</li><li>• PacifiCare of Colorado, Inc.</li><li>• PacifiCare of Nevada, Inc.</li><li>• UHC of California</li><li>• UnitedHealthcare Benefits of Texas, Inc.</li><li>• UnitedHealthcare of Oklahoma, Inc.</li><li>• UnitedHealthcare of Oregon, Inc.</li><li>• UnitedHealthcare of Washington, Inc.</li><li>• UnitedHealth Group Global Healthcare Services Limited</li></ul>
July 1, 2012	<p>PacifiCare Health Systems, LLC, a Delaware limited liability company, merged with and into United HealthCare Services, Inc., a Minnesota corporation.</p>
July 31, 2012	<p>A-Life Hospital Coding, LLC, a Delaware limited liability company, was merged with and into A-Life Medical, Inc., a California corporation.</p>
August 1, 2012	<p>Inspiris of Texas, Inc., a Tennessee corporation, merged with and into Inspiris Services Company, a Tennessee corporation. This merger resulted in INSPIRIS of Texas Physicians Group becoming a wholly owned subsidiary of Inspiris Services Company.</p>
August 1, 2012	<p>Inspiris of Alabama, Inc., a Tennessee corporation, merged with and into Inspiris Services Company, a Tennessee corporation.</p>
August 1, 2012	<p>Inspiris of Maryland, Inc., a Tennessee corporation, merged with and into Inspiris Services Company, a Tennessee corporation.</p>

Transactions Continued on next page.

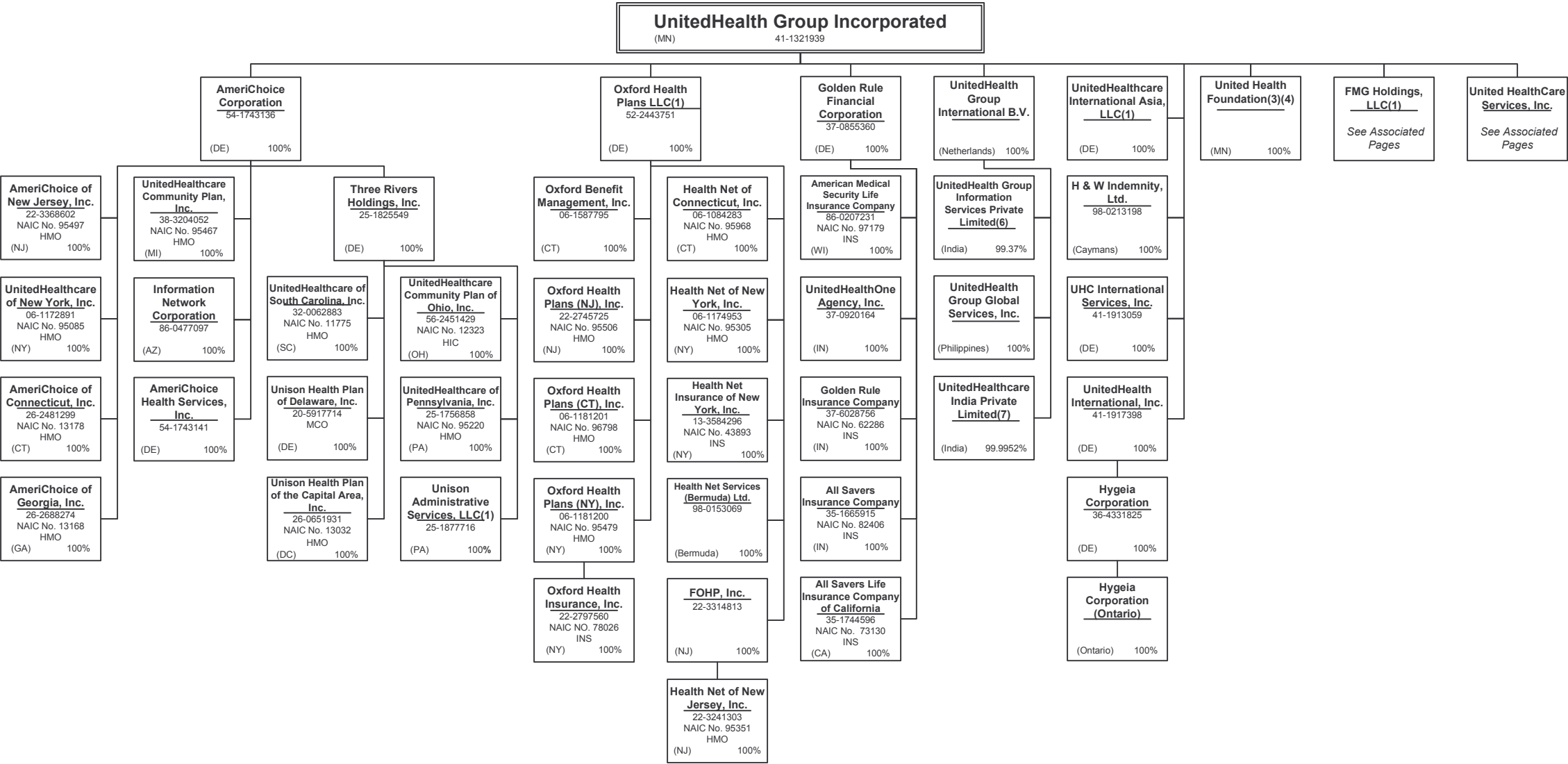
SCHEDULE Y - INFORMATION CONCERNING ACTIVITIES OF INSURER MEMBERS OF A HOLDING COMPANY GROUP  
PART 1 - ORGANIZATIONAL CHART

Q3, 2012 Holding Company Transactions (Continued)

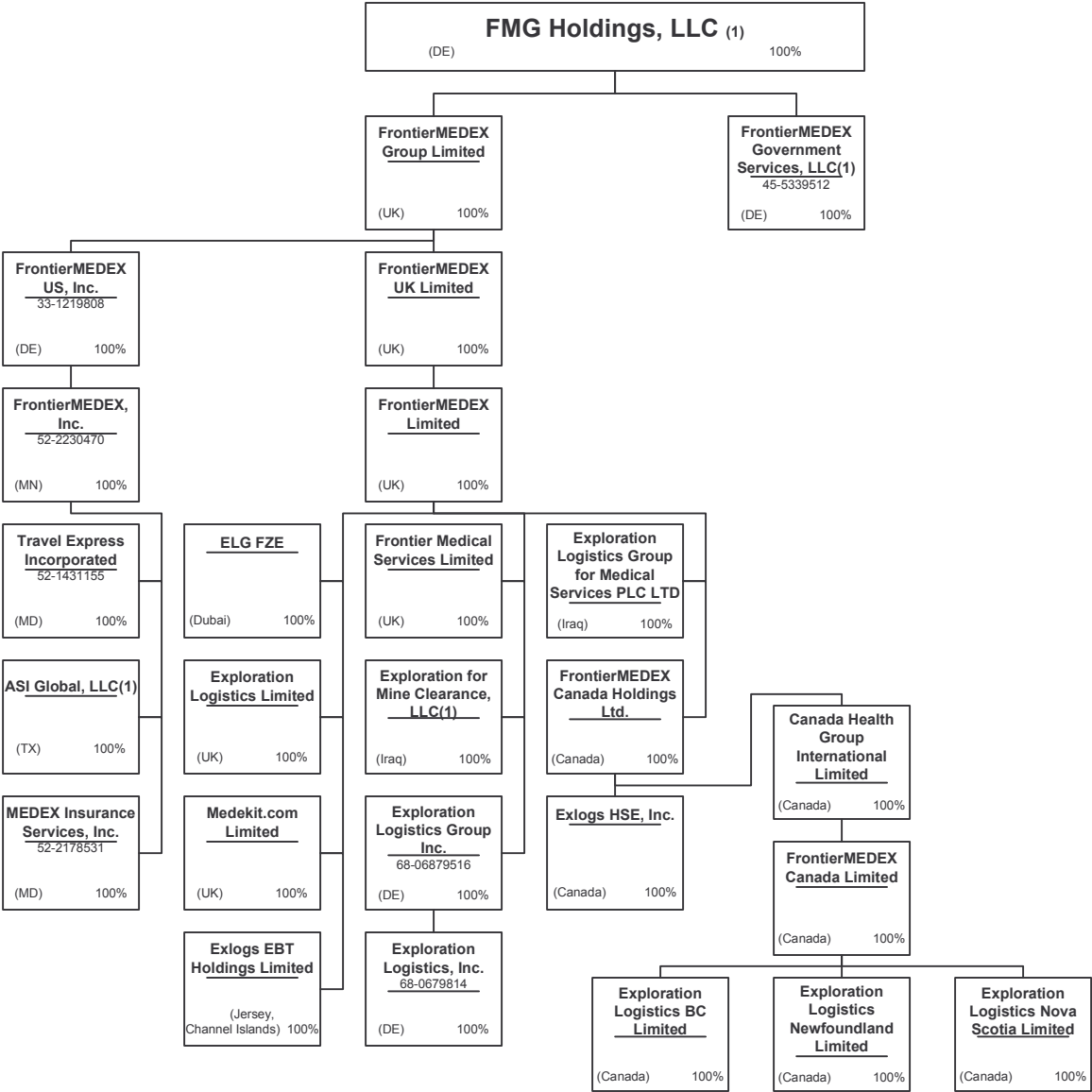
August 1, 2012	Inspiris of Michigan, Inc., a Tennessee corporation, merged with and into Inspiris Services Company, a Tennessee corporation.
August 1, 2012	Inspiris of Pennsylvania, Inc., a Tennessee corporation, merged with and into Inspiris Services Company, a Tennessee corporation.
August 1, 2012	Geriatrics of Massachusetts, Inc., a Tennessee corporation, merged with and into Inspiris Services Company, a Tennessee corporation.
August 10, 2012	Unison Health Plan of Tennessee, Inc., a Tennessee corporation, merged with and into Three Rivers Holdings, Inc., a Delaware corporation.
September 1, 2012	Picis SAS changed its name to Optum (France) SAS.
September 24, 2012	OptumInsight, Inc., a Delaware corporation, acquired a 100% ownership interest in Quality Software Services, Inc., a Maryland corporation. Quality Software Services, Inc. holds a 99.9% ownership interest in QSSI Technologies India Private Limited, a company organized in India. Manjappa Belur Chittaranjan, an individual Indian citizen, holds the remaining 0.1% ownership interest in QSSI Technologies India Private Limited.
September 30, 2012	UnitedHealth Capital, LLC, a Delaware limited liability company, was dissolved.
September 30, 2012	OptumHealth Capital, Inc., a Delaware corporation, was dissolved.



SCHEDULE Y - INFORMATION CONCERNING ACTIVITIES OF INSURER MEMBERS OF A HOLDING COMPANY GROUP  
PART 1 - ORGANIZATIONAL CHART

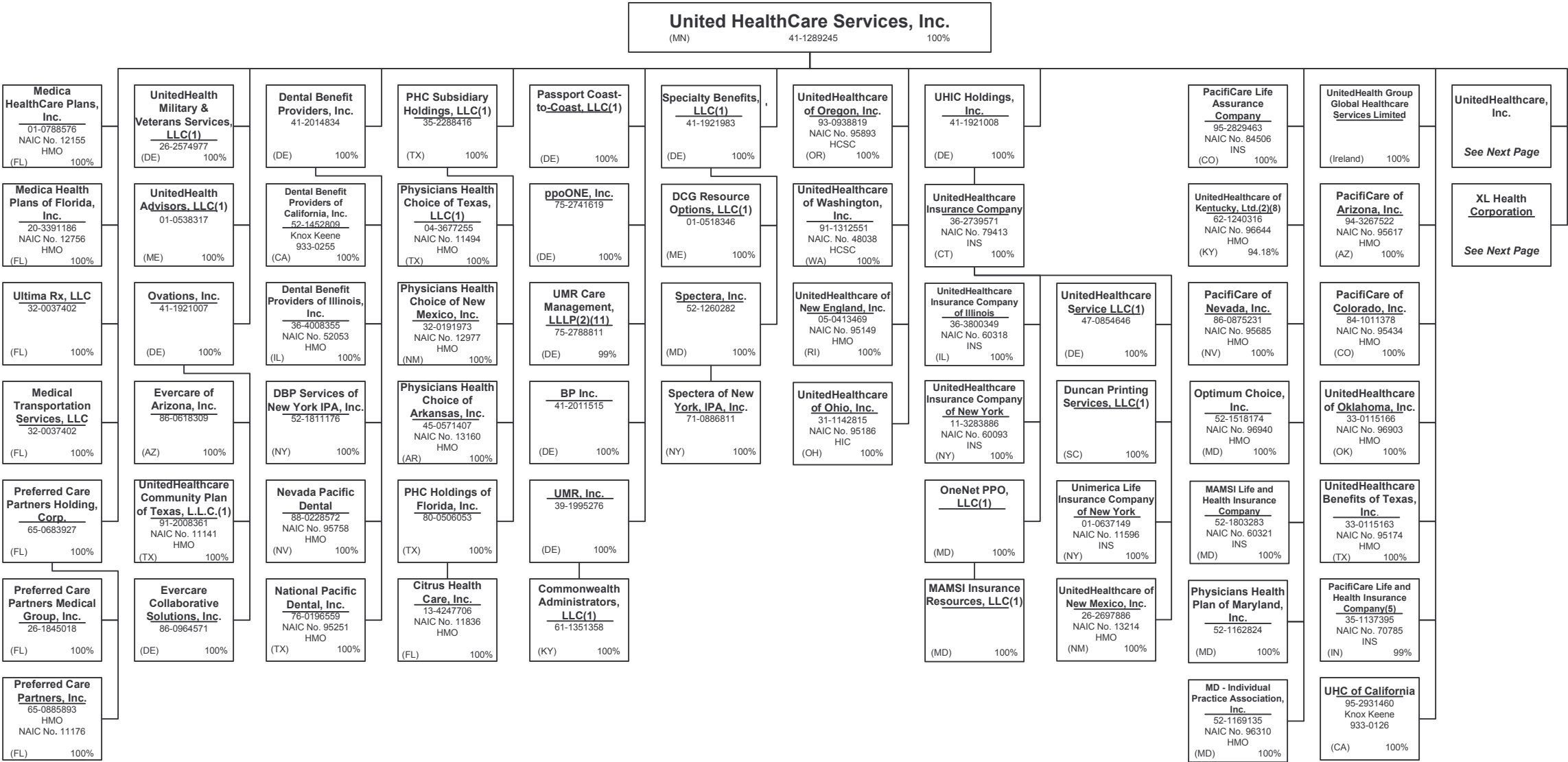


SCHEDULE Y - INFORMATION CONCERNING ACTIVITIES OF INSURER MEMBERS OF A HOLDING COMPANY GROUP  
PART 1 - ORGANIZATIONAL CHART

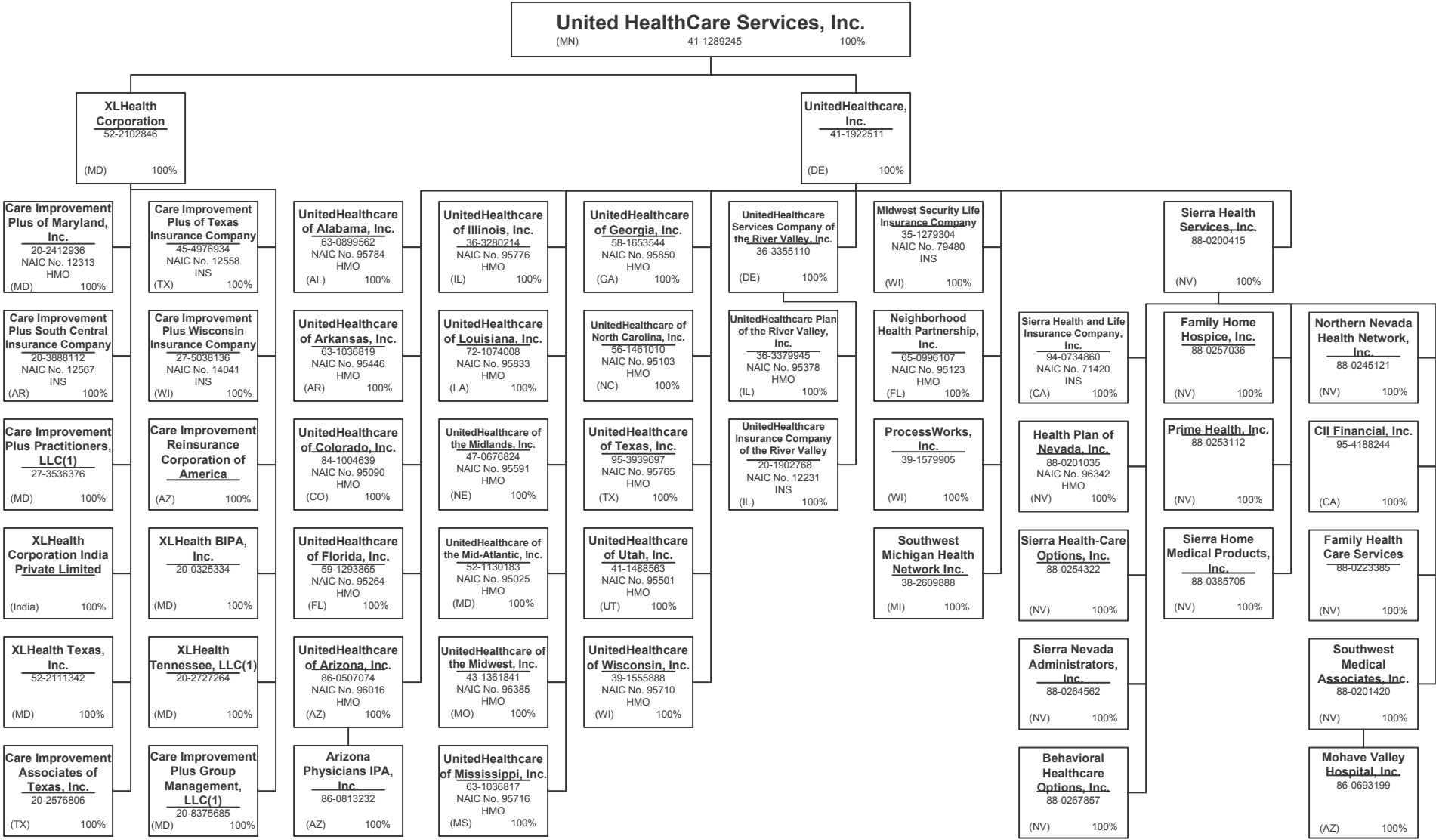


SCHEDULE Y - INFORMATION CONCERNING ACTIVITIES OF INSURER MEMBERS OF A HOLDING COMPANY GROUP  
PART 1 - ORGANIZATIONAL CHART

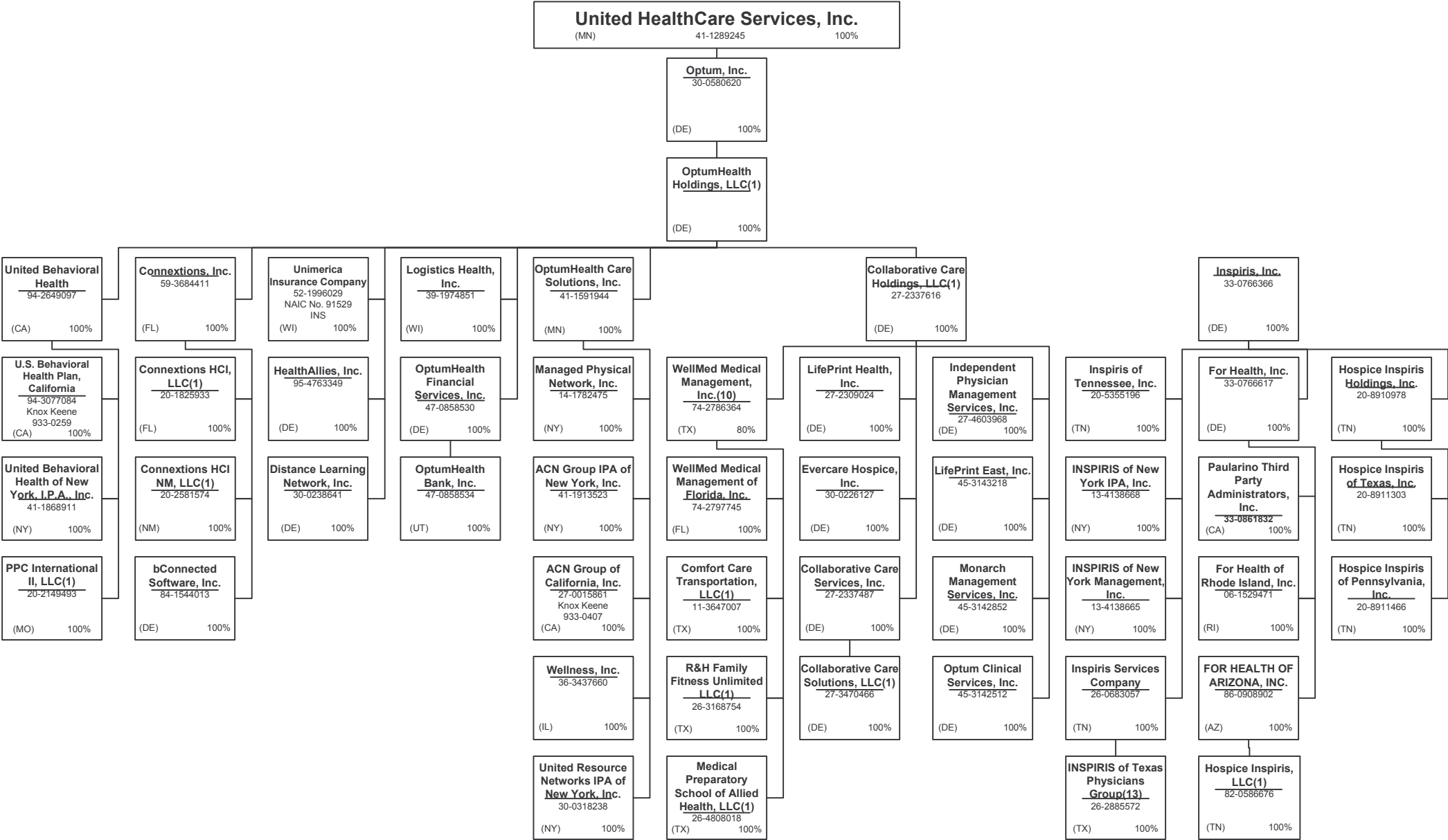
15.4



SCHEDULE Y - INFORMATION CONCERNING ACTIVITIES OF INSURER MEMBERS OF A HOLDING COMPANY GROUP  
PART 1 - ORGANIZATIONAL CHART

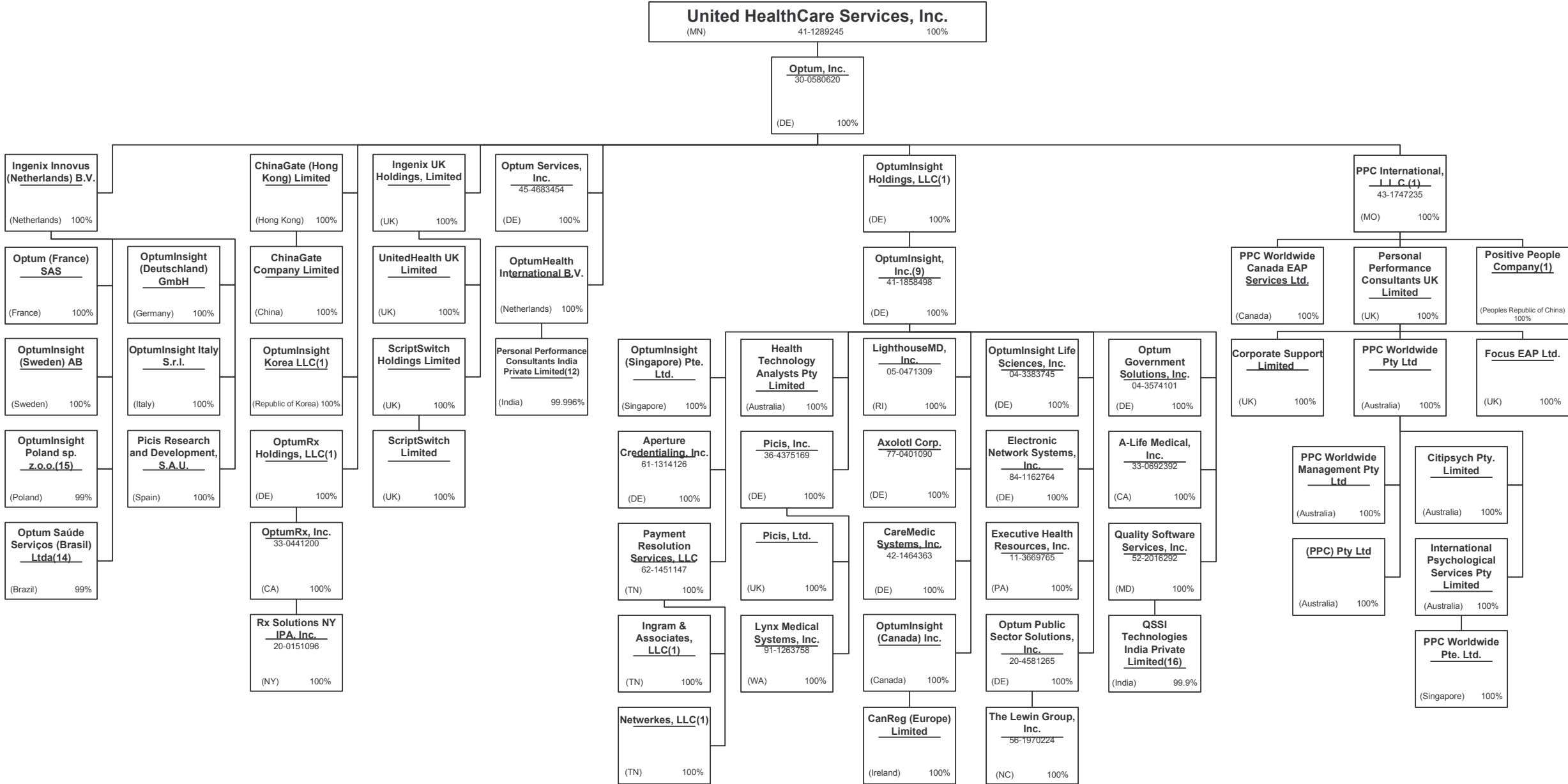


SCHEDULE Y - INFORMATION CONCERNING ACTIVITIES OF INSURER MEMBERS OF A HOLDING COMPANY GROUP  
PART 1 - ORGANIZATIONAL CHART



SCHEDULE Y - INFORMATION CONCERNING ACTIVITIES OF INSURER MEMBERS OF A HOLDING COMPANY GROUP  
PART 1 - ORGANIZATIONAL CHART

15.7



SCHEDULE Y - INFORMATION CONCERNING ACTIVITIES OF INSURER MEMBERS OF A HOLDING COMPANY GROUP  
PART 1 - ORGANIZATIONAL CHART

Notes

All legal entities on the Organization Chart are Corporations unless otherwise indicated.

(1) Entity is a Limited Liability Company

(2) Entity is a Partnership

(3) Entity is a Non-Profit Corporation

(4) Control of the Foundation is based on sole membership, not the ownership of voting securities

(5) PacifiCare Life and Health Insurance Company is 99% owned by PacifiCare Health Plan Administrators, Inc. and 1% owned by PacifiCare Health Systems, LLC

(6) UnitedHealth Group Information Services Private Limited is 99.37% owned by UnitedHealth Group International B.V.. The remaining 0.63% is owned by UnitedHealth International, Inc.

(7) United Healthcare India Private Limited is 99.9952% owned by UnitedHealth Group International B.V. and 0.0048% owned by UnitedHealth International, Inc.

(8) General partnership interests are held by United HealthCare Services, Inc. (89.77%) and by UnitedHealthcare, Inc. (10.23%). United HealthCare Services, Inc. also holds 100% of the limited partnership interests. When combining general and limited partner interests, United HealthCare Services, Inc. owns 94.18% and UnitedHealthcare, Inc. owns 5.83%.

(9) Established a branch, Ingenix, Inc. – Abu Dhabi, located in Abut Dhabi, UAE.

(10) WellMed Medical Management, Inc. is 80% owned by Collaborative Care Holdings, LLC and 20% owned by WMG Healthcare Partners, L.P.

(11) Limited partnership interest is held by United HealthCare Services, Inc. (99%). General partnership interest is held by UMR, Inc. (1%)

(12) Personal Performance Consultants India Private Limited is 99.996% owned by OptumHealth International B.V. and 0.004 % owned by United Behavioral Health.

(13) INSPIRIS of Texas Physicians Group is a Texas non-profit (taxable) whose sole member is Inspiris of Texas, Inc.

(14) Optum Saúde Serviços (Brasil) Ltda. Is 99% owned by Ingenix Innovus (Netherlands) B.V. The remaining 1% is owned by OptumInsight, Inc.

(15) OptumInsight Poland sp. z.o.o. is 99% owned by Ingenix Innovus (Netherlands) B.V. The remaining 1% is owned by OptumInsight, Inc.

(16) QSSI Technologies India Private Limited is 99.9% owned by Quality Software Services, Inc. and 0.1% owned by an Indian citizen.

**SCHEDULE Y**  
**PART 1A - DETAIL OF INSURANCE HOLDING COMPANY SYSTEM**

1	2	3	4	5	6	7	8	9	10	11	12	13	14	15
Group Code	Group Name	NAIC Company Code	Federal ID Number	Federal RSSD	CIK	Name of Securities Exchange if Publicly Traded (U.S. or International)	Names of Parent, Subsidiaries Or Affiliates	Domi-ciliary Location	Relationship to Reporting Entity	Directly Controlled by (Name of Entity/Person)	Type of Control (Ownership, Board, Management, Attorney-in-Fact, Influence, Other)	If Control is Owner-ship Provide Percen-tage	Ultimate Controlling Entity(ies)/Person(s)	*
		.00000					(PPC) Pty Ltd	AU	NIA	PPC Worldwide Pty Ltd	Ownership.....	100.000	UnitedHealth Group Incorporated	
		.00000	41-1913523				ACN Group IPA of New York, Inc.	NY	NIA	OptumHealth Care Solutions, Inc.	Ownership.....	100.000	UnitedHealth Group Incorporated	
		.00000	27-0015861				ACN Group of California, Inc.	CA	JA	OptumHealth Care Solutions, Inc.	Ownership.....	100.000	UnitedHealth Group Incorporated	
		.00000	33-0692392				A-Life Medical, Inc.	CA	NIA	OptumInsight, Inc.	Ownership.....	100.000	UnitedHealth Group Incorporated	
0707	UnitedHealth Group Incorporated	82406	35-1665915				All Savers Insurance Company	IN	JA	Golden Rule Financial Corporation	Ownership.....	100.000	UnitedHealth Group Incorporated	
0707	UnitedHealth Group Incorporated	73130	35-1744596				All Savers Life Insurance Company of California	CA	JA	Golden Rule Financial Corporation	Ownership.....	100.000	UnitedHealth Group Incorporated	
0707	UnitedHealth Group Incorporated	97179	86-0207231				American Medical Security Life Insurance Company	WI	JA	Golden Rule Financial Corporation	Ownership.....	100.000	UnitedHealth Group Incorporated	
		.00000	54-1743136				AmeriChoice Corporation	DE	NIA	UnitedHealth Group Incorporated	Ownership.....	100.000	UnitedHealth Group Incorporated	
		.00000	54-1743141				AmeriChoice Health Services, Inc.	DE	NIA	AmeriChoice Corporation	Ownership.....	100.000	UnitedHealth Group Incorporated	
0707	UnitedHealth Group Incorporated	13178	26-2481299				AmeriChoice of Connecticut, Inc.	CT	JA	AmeriChoice Corporation	Ownership.....	100.000	UnitedHealth Group Incorporated	
0707	UnitedHealth Group Incorporated	13168	26-2688274				AmeriChoice of Georgia, Inc.	GA	JA	AmeriChoice Corporation	Ownership.....	100.000	UnitedHealth Group Incorporated	
0707	UnitedHealth Group Incorporated	95497	22-3368602				AmeriChoice of New Jersey, Inc.	NJ	JA	AmeriChoice Corporation	Ownership.....	100.000	UnitedHealth Group Incorporated	
		.00000	61-1314126				Aperture Credentialing, Inc.	DE	NIA	OptumInsight, Inc.	Ownership.....	100.000	UnitedHealth Group Incorporated	
		.00000	86-0813232				Arizona Physicians IPA, Inc.	AZ	JA	UnitedHealthcare of Arizona, Inc.	Ownership.....	100.000	UnitedHealth Group Incorporated	
		.00000					ASI Global, LLC	TX	NIA	FrontierMEDEX, Inc.	Ownership.....	100.000	UnitedHealth Group Incorporated	
		.00000	77-0401090				Axolotl Corp.	DE	NIA	OptumInsight, Inc.	Ownership.....	100.000	UnitedHealth Group Incorporated	
		.00000	84-1544013				bConnected Software, Inc.	DE	NIA	Connexions, Inc.	Ownership.....	100.000	UnitedHealth Group Incorporated	
		.00000	88-0267857				Behavioral Healthcare Options, Inc.	NV	NIA	Sierra Health Services, Inc.	Ownership.....	100.000	UnitedHealth Group Incorporated	
		.00000	41-2011515				BP Inc.	DE	NIA	United HealthCare Services, Inc.	Ownership.....	100.000	UnitedHealth Group Incorporated	
		.00000					Canada Health Group International Limited	CA	NIA	FrontierMEDEX Canada Holdings Ltd.	Ownership.....	100.000	UnitedHealth Group Incorporated	
		.00000					CanReg (Europe) Limited	IE	NIA	OptumInsight (Canada) Inc.	Ownership.....	100.000	UnitedHealth Group Incorporated	
		.00000	20-2576806				Care Improvement Associates of Texas, Inc.	TX	NIA	XLHealth Corporation	Ownership.....	100.000	UnitedHealth Group Incorporated	
		.00000	20-8375685				Care Improvement Plus Group Management, LLC	MD	NIA	XLHealth Corporation	Ownership.....	100.000	UnitedHealth Group Incorporated	
0707	UnitedHealth Group Incorporated	12313	20-2412936				Care Improvement Plus of Maryland, Inc.	MD	JA	XLHealth Corporation	Ownership.....	100.000	UnitedHealth Group Incorporated	
0707	UnitedHealth Group Incorporated	12558	45-4976934				Care Improvement Plus of Texas Insurance Company	TX	JA	XLHealth Corporation	Ownership.....	100.000	UnitedHealth Group Incorporated	
		.00000	27-3536376				Care Improvement Plus Practitioners, LLC	MD	NIA	XLHealth Corporation	Ownership.....	100.000	UnitedHealth Group Incorporated	
0707	UnitedHealth Group Incorporated	12567	20-3888112				Care Improvement Plus South Central Insurance Company	AR	JA	XLHealth Corporation	Ownership.....	100.000	UnitedHealth Group Incorporated	
0707	UnitedHealth Group Incorporated	14041	27-5038136				Care Improvement Plus Wisconsin Insurance Company	WI	JA	XLHealth Corporation	Ownership.....	100.000	UnitedHealth Group Incorporated	
		.00000	26-1358634				Care Improvement Reinsurance Corporation of America	AZ	NIA	XLHealth Corporation	Ownership.....	100.000	UnitedHealth Group Incorporated	
		.00000	42-1464363				CareMedic Systems, Inc.	DE	NIA	OptumInsight, Inc.	Ownership.....	100.000	UnitedHealth Group Incorporated	
		.00000					ChinaGate (Hong Kong) Limited	HK	NIA	Optum, Inc.	Ownership.....	100.000	UnitedHealth Group Incorporated	
		.00000					ChinaGate Company Limited	CN	NIA	ChinaGate (Hong Kong) Limited	Ownership.....	100.000	UnitedHealth Group Incorporated	
		.00000	95-4188244				CII Financial, Inc.	CA	NIA	Sierra Health Services, Inc.	Ownership.....	100.000	UnitedHealth Group Incorporated	
		.00000					Citipsych Pty. Limited	AU	NIA	PPC Worldwide Pty Ltd	Ownership.....	100.000	UnitedHealth Group Incorporated	
0707	UnitedHealth Group Incorporated	11836	13-4247706				Citrus Health Care, Inc.	FL	JA	PHC Holdings of Florida, Inc.	Ownership.....	100.000	UnitedHealth Group Incorporated	
		.00000	27-2337616				Collaborative Care Holdings, LLC	DE	NIA	OptumHealth Holdings, LLC	Ownership.....	100.000	UnitedHealth Group Incorporated	
		.00000	27-2337487				Collaborative Care Services, Inc.	DE	NIA	Collaborative Care Holdings, LLC	Ownership.....	100.000	UnitedHealth Group Incorporated	
		.00000	27-3470466				Collaborative Care Solutions, LLC	DE	NIA	Collaborative Care Services, Inc.	Ownership.....	100.000	UnitedHealth Group Incorporated	
		.00000	11-3647007				Comfort Care Transportation, LLC	TX	NIA	WellMed Medical Management, Inc.	Ownership.....	100.000	UnitedHealth Group Incorporated	
		.00000	61-1351358				Commonwealth Administrators, LLC	KY	NIA	UMR, Inc.	Ownership.....	100.000	UnitedHealth Group Incorporated	



**SCHEDULE Y**  
**PART 1A - DETAIL OF INSURANCE HOLDING COMPANY SYSTEM**

1	2	3	4	5	6	7	8	9	10	11	12	13	14	15
Group Code	Group Name	NAIC Company Code	Federal ID Number	Federal RSSD	CIK	Name of Securities Exchange if Publicly Traded (U.S. or International)	Names of Parent, Subsidiaries Or Affiliates	Domi-ciliary Location	Relationship to Reporting Entity	Directly Controlled by (Name of Entity/Person)	Type of Control (Ownership, Board, Management, Attorney-in-Fact, Influence, Other)	If Control is Owner-ship Provide Percen-tage	Ultimate Controlling Entity(ies)/Person(s)	*
		.00000	20-2581574				Connexions HCl NM, LLC	NM	NIA	Connexions, Inc.	Ownership	100.000	UnitedHealth Group Incorporated	
		.00000	20-1825933				Connexions HCl, LLC	FL	NIA	Connexions, Inc.	Ownership	100.000	UnitedHealth Group Incorporated	
		.00000	59-3684411				Connexions, Inc.	FL	NIA	OptumHealth Holdings, LLC	Ownership	100.000	UnitedHealth Group Incorporated	
		.00000					Corporate Support Limited	UK	NIA	Personal Performance Consultants UK Limited	Ownership	100.000	UnitedHealth Group Incorporated	
		.00000	52-1811176				DBP Services of New York IPA, Inc.	NY	NIA	Dental Benefit Providers, Inc.	Ownership	100.000	UnitedHealth Group Incorporated	
		.00000	01-0518346				DCG Resource Options, LLC	ME	NIA	Specialty Benefits, LLC	Ownership	100.000	UnitedHealth Group Incorporated	
		.00000	52-1452809				Dental Benefit Providers of California, Inc.	CA	JA	Dental Benefit Providers, Inc.	Ownership	100.000	UnitedHealth Group Incorporated	
0707	UnitedHealth Group Incorporated	.52053	36-4008355				Dental Benefit Providers of Illinois, Inc.	IL	JA	Dental Benefit Providers, Inc.	Ownership	100.000	UnitedHealth Group Incorporated	
		.00000	41-2014834				Dental Benefit Providers, Inc.	DE	NIA	United HealthCare Services, Inc.	Ownership	100.000	UnitedHealth Group Incorporated	
		.00000	30-0238641				Distance Learning Network, Inc.	DE	NIA	OptumHealth Holdings, LLC	Ownership	100.000	UnitedHealth Group Incorporated	
		.00000					Duncan Printing Services, LLC	SC	NIA	UnitedHealthcare Insurance Company	Ownership	100.000	UnitedHealth Group Incorporated	
		.00000	84-1162764				Electronic Network Systems, Inc.	DE	NIA	OptumInsight, Inc.	Ownership	100.000	UnitedHealth Group Incorporated	
		.00000					ELG FZE	AE	NIA	FrontierMEDEX Limited	Ownership	100.000	UnitedHealth Group Incorporated	
		.00000	86-0964571				Evercare Collaborative Solutions, Inc.	DE	NIA	Ovations, Inc.	Ownership	100.000	UnitedHealth Group Incorporated	
		.00000	30-0226127				Evercare Hospice, Inc.	DE	NIA	Collaborative Care Holdings, LLC	Ownership	100.000	UnitedHealth Group Incorporated	
		.00000	86-0618309				Evercare of Arizona, Inc.	AZ	JA	Ovations, Inc.	Ownership	100.000	UnitedHealth Group Incorporated	
		.00000	11-3669765				Executive Health Resources, Inc.	PA	NIA	OptumInsight, Inc.	Ownership	100.000	UnitedHealth Group Incorporated	
		.00000					Exlogs EBT Holdings Limited	JE	NIA	FrontierMEDEX Limited	Ownership	100.000	UnitedHealth Group Incorporated	
		.00000					Exlogs HSE, Inc. (Canada)	CA	NIA	FrontierMEDEX Canada Holdings Ltd.	Ownership	100.000	UnitedHealth Group Incorporated	
		.00000					Exploration for Mine Clearance, LLC	IQ	NIA	FrontierMEDEX Limited	Ownership	100.000	UnitedHealth Group Incorporated	
		.00000					Exploration Logisitics Group for Medical Services PLC LTD	IQ	NIA	FrontierMEDEX Limited	Ownership	100.000	UnitedHealth Group Incorporated	
		.00000					Exploration Logistics BC Limited	CA	NIA	FrontierMEDEX Canada Limited	Ownership	100.000	UnitedHealth Group Incorporated	
		.00000	68-0679516				Exploration Logistics Group Inc.	DE	NIA	FrontierMEDEX Limited	Ownership	100.000	UnitedHealth Group Incorporated	
		.00000	68-0679514				Exploration Logistics Inc.	DE	NIA	Exploration Logistics Group Inc.	Ownership	100.000	UnitedHealth Group Incorporated	
		.00000					Exploration Logistics Limited	UK	NIA	FrontierMEDEX Limited	Ownership	100.000	UnitedHealth Group Incorporated	
		.00000					Exploration Logistics Newfoundland Limited	CA	NIA	FrontierMEDEX Canada Limited	Ownership	100.000	UnitedHealth Group Incorporated	
		.00000					Exploration Logistics Nova Scotia Limited	CA	NIA	FrontierMEDEX Canada Limited	Ownership	100.000	UnitedHealth Group Incorporated	
		.00000	88-0223385				Family Health Care Services	NV	NIA	Sierra Health Services, Inc.	Ownership	100.000	UnitedHealth Group Incorporated	
		.00000	88-0257036				Family Home Hospice, Inc.	NV	NIA	Sierra Health Services, Inc.	Ownership	100.000	UnitedHealth Group Incorporated	
		.00000					FMG Holdings, LLC	DE	NIA	UnitedHealth Group Incorporated	Ownership	100.000	UnitedHealth Group Incorporated	
		.00000					Focus EAP Ltd.	UK	NIA	Personal Performance Consultants UK Limited	Ownership	100.000	UnitedHealth Group Incorporated	
		.00000	22-3314813				FOHP, Inc.	NJ	NIA	Oxford Health Plans LLC	Ownership	100.000	UnitedHealth Group Incorporated	
		.00000	86-0908902				FOR HEALTH OF ARIZONA, INC.	AZ	NIA	For Health, Inc.	Ownership	100.000	UnitedHealth Group Incorporated	
		.00000	06-1529471				For Health of Rhode Island, Inc.	RI	NIA	For Health, Inc.	Ownership	100.000	UnitedHealth Group Incorporated	
		.00000	33-0766617				For Health, Inc.	DE	NIA	Inspiris, Inc.	Ownership	100.000	UnitedHealth Group Incorporated	
		.00000					Frontier Medical Services Limited	UK	NIA	FrontierMEDEX Limited	Ownership	100.000	UnitedHealth Group Incorporated	
		.00000					FrontierMEDEX Canada Holdings Ltd.	CA	NIA	FrontierMEDEX Limited	Ownership	100.000	UnitedHealth Group Incorporated	
		.00000					FrontierMEDEX Canada Limited	CA	NIA	Canada Health Group International Limited	Ownership	100.000	UnitedHealth Group Incorporated	
		.00000	45-5339512				FrontierMEDEX Governement Services, LLC	DE	NIA	FMG Holdings, LLC	Ownership	100.000	UnitedHealth Group Incorporated	
		.00000					FrontierMEDEX Group Limited	UK	NIA	FMG Holdings, LLC	Ownership	100.000	UnitedHealth Group Incorporated	
		.00000					FrontierMEDEX Limited	UK	NIA	FrontierMEDEX UK Limited	Ownership	100.000	UnitedHealth Group Incorporated	

**SCHEDULE Y**  
**PART 1A - DETAIL OF INSURANCE HOLDING COMPANY SYSTEM**

1	2	3	4	5	6	7	8	9	10	11	12	13	14	15
Group Code	Group Name	NAIC Company Code	Federal ID Number	Federal RSSD	CIK	Name of Securities Exchange if Publicly Traded (U.S. or International)	Names of Parent, Subsidiaries Or Affiliates	Domi-ciliary Location	Relationship to Reporting Entity	Directly Controlled by (Name of Entity/Person)	Type of Control (Ownership, Board, Management, Attorney-in-Fact, Influence, Other)	If Control is Owner-ship Provide Percen-tage	Ultimate Controlling Entity(ies)/Person(s)	*
		.00000					FrontierMEDEX UK Limited	UK	NIA	FrontierMEDEX Group Limited	Ownership	100.000	UnitedHealth Group Incorporated	
		.00000	33-1219808				FrontierMEDEX US, Inc.	DE	NIA	FrontierMEDEX Group Limited	Ownership	100.000	UnitedHealth Group Incorporated	
		.00000	52-2230470				FrontierMEDEX, Inc.	MN	NIA	FrontierMEDEX US, Inc.	Ownership	100.000	UnitedHealth Group Incorporated	
		.00000	37-0855360				Golden Rule Financial Corporation	DE	NIA	UnitedHealth Group Incorporated	Ownership	100.000	UnitedHealth Group Incorporated	
.0707	UnitedHealth Group Incorporated	.62286	37-6028756	3057283			Golden Rule Insurance Company	JN	JA	Golden Rule Financial Corporation	Ownership	100.000	UnitedHealth Group Incorporated	
		.00000	98-0213198				H & W Indemnity, Ltd.	KY	NIA	UnitedHealth Group Incorporated	Ownership	100.000	UnitedHealth Group Incorporated	
							Health Net Insurance of New York, Inc.	NY	JA	Oxford Health Plans LLC	Ownership	100.000	UnitedHealth Group Incorporated	
.0707	UnitedHealth Group Incorporated	.43893	13-3584296				Health Net of Connecticut, Inc.	CT	JA	Oxford Health Plans LLC	Ownership	100.000	UnitedHealth Group Incorporated	
.0707	UnitedHealth Group Incorporated	.95968	06-1084283				Health Net of New Jersey, Inc.	NJ	JA	FOHP, Inc.	Ownership	100.000	UnitedHealth Group Incorporated	
.0707	UnitedHealth Group Incorporated	.95351	22-3241303				Health Net of New York, Inc.	NY	JA	Oxford Health Plans LLC	Ownership	100.000	UnitedHealth Group Incorporated	
.0707	UnitedHealth Group Incorporated	.95305	06-1174953				Health Net Services (Bermuda) Ltd.	BM	NIA	Oxford Health Plans LLC	Ownership	100.000	UnitedHealth Group Incorporated	
.0707	UnitedHealth Group Incorporated	.00000	98-0153069				Health Plan of Nevada, Inc.	NV	JA	Sierra Health Services, Inc.	Ownership	100.000	UnitedHealth Group Incorporated	
		.96342	88-0201035				Health Technology Analysts Pty Limited	AU	NIA	OptumInsight, Inc.	Ownership	100.000	UnitedHealth Group Incorporated	
		.00000					HealthAllies, Inc.	DE	NIA	OptumHealth Holdings, LLC	Ownership	100.000	UnitedHealth Group Incorporated	
		.00000	95-4763349				Hospice Inspiris Holdings, Inc.	TN	NIA	Inspiris, Inc.	Ownership	100.000	UnitedHealth Group Incorporated	
			20-8910978				Hospice Inspiris of Pennsylvania, Inc.	TN	NIA	Hospice Inspiris Holdings, Inc.	Ownership	100.000	UnitedHealth Group Incorporated	
		.00000	20-8911466				Hospice Inspiris of Texas, Inc.	TN	NIA	Hospice Inspiris Holdings, Inc.	Ownership	100.000	UnitedHealth Group Incorporated	
		.00000	20-8911303				Hospice Inspiris, LLC	TN	NIA	FOR HEALTH OF ARIZONA, INC.	Ownership	100.000	UnitedHealth Group Incorporated	
		.00000	82-0586676				Hygeia Corporation	DE	NIA	UnitedHealth International, Inc.	Ownership	100.000	UnitedHealth Group Incorporated	
		.00000	36-4331825				Hygeia Corporation (Ontario)	CA	NIA	Hygeia Corporation	Ownership	100.000	UnitedHealth Group Incorporated	
		.00000					Independent Physician Management Services, Inc.	DE	NIA	Collaborative Care Holdings, LLC	Ownership	100.000	UnitedHealth Group Incorporated	
		.00000	27-4603968				Information Network Corporation	AZ	NIA	AmeriChoice Corporation	Ownership	100.000	UnitedHealth Group Incorporated	
		.00000	86-0477097				Ingenix Innovus (Netherlands) B.V.	NL	NIA	Optum, Inc.	Ownership	100.000	UnitedHealth Group Incorporated	
		.00000					Ingenix UK Holdings Limited	UK	NIA	Optum, Inc.	Ownership	100.000	UnitedHealth Group Incorporated	
		.00000	62-1641102				Ingram & Associates, LLC	TN	NIA	Payment Resolution Services, LLC	Ownership	100.000	UnitedHealth Group Incorporated	
		.00000	13-4138668				INSPIRIS of New York IPA, Inc.	NY	NIA	Inspiris, Inc.	Ownership	100.000	UnitedHealth Group Incorporated	
							INSPIRIS of New York Management, Inc.							
		.00000	13-4138665				Inspiris of Tennessee, Inc.	NY	NIA	Inspiris, Inc.	Ownership	100.000	UnitedHealth Group Incorporated	
		.00000	20-5355196				INSPIRIS of Texas Physician Group	TN	NIA	Inspiris, Inc.	Ownership	100.000	UnitedHealth Group Incorporated	
		.00000	26-2885572				Inspiris Services Company	TX	NIA	Inspiris Services Company	Ownership	100.000	UnitedHealth Group Incorporated	
		.00000	26-0683057				Inspiris, Inc.	TN	NIA	Inspiris, Inc.	Ownership	100.000	UnitedHealth Group Incorporated	
		.00000	33-0766366				Inspiris, Inc.	DE	NIA	Collaborative Care Holdings, LLC	Ownership	100.000	UnitedHealth Group Incorporated	
							International Psychological Services Pty Limited	AU	NIA	PPC Worldwide Pty Ltd	Ownership	100.000	UnitedHealth Group Incorporated	
		.00000	45-3143218				Lifeprint East, Inc.	DE	NIA	Collaborative Care Holdings, LLC	Ownership	100.000	UnitedHealth Group Incorporated	
		.00000	27-2309024				Lifeprint Health, Inc.	DE	NIA	Collaborative Care Holdings, LLC	Ownership	100.000	UnitedHealth Group Incorporated	
		.00000	05-0471309				LighthouseMD, Inc.	RI	NIA	OptumInsight, Inc.	Ownership	100.000	UnitedHealth Group Incorporated	
		.00000	39-1974851				Logistics Health, Inc.	WI	NIA	OptumHealth Holdings, LLC	Ownership	100.000	UnitedHealth Group Incorporated	
		.00000	91-1263758				Lynx Medical Systems, Inc.	WA	NIA	Picis, Inc.	Ownership	100.000	UnitedHealth Group Incorporated	
		.00000					MAMSI Insurance Resources, LLC	MD	NIA	OneNet PPO, LLC	Ownership	100.000	UnitedHealth Group Incorporated	
							MAMSI Life and Health Insurance Company	MD	JA	United HealthCare Services, Inc.	Ownership	100.000	UnitedHealth Group Incorporated	
.0707	UnitedHealth Group Incorporated	.60321	52-1803283				Managed Physical Network, Inc.	NY	NIA	OptumHealth Care Solutions, Inc.	Ownership	100.000	UnitedHealth Group Incorporated	
		.00000	14-1782475				MD-Individual Practice Association, Inc.							
.0707	UnitedHealth Group Incorporated	.96310	52-1169135				Medekit.com Limited	MD	JA	United HealthCare Services, Inc.	Ownership	100.000	UnitedHealth Group Incorporated	
		.00000					MEDEX Insurance Services, Inc.	UK	NIA	FrontierMEDEX Limited	Ownership	100.000	UnitedHealth Group Incorporated	
		.00000	52-2178531					MD	NIA	FrontierMEDEX, Inc.	Ownership	100.000	UnitedHealth Group Incorporated	

**SCHEDULE Y**  
**PART 1A - DETAIL OF INSURANCE HOLDING COMPANY SYSTEM**

1	2	3	4	5	6	7	8	9	10	11	12	13	14	15
Group Code	Group Name	NAIC Company Code	Federal ID Number	Federal RSSD	CIK	Name of Securities Exchange if Publicly Traded (U.S. or International)	Names of Parent, Subsidiaries Or Affiliates	Domi-ciliary Location	Relationship to Reporting Entity	Directly Controlled by (Name of Entity/Person)	Type of Control (Ownership, Board, Management, Attorney-in-Fact, Influence, Other)	If Control is Owner-ship Provide Percen-tage	Ultimate Controlling Entity(ies)/Person(s)	*
0707	UnitedHealth Group Incorporated	12756	20-3391186				Medica Health Plans of Florida, Inc.	FL	JA	United HealthCare Services, Inc.	Ownership	100.000	UnitedHealth Group Incorporated	
0707	UnitedHealth Group Incorporated	12155	01-0788576				Medica HealthCare Plans, Inc.	FL	JA	United HealthCare Services, Inc.	Ownership	100.000	UnitedHealth Group Incorporated	
		00000	26-4808018				Medical Preparatory School of Allied Health, LLC	TX	NIA	WellMed Medical Management, Inc.	Ownership	100.000	UnitedHealth Group Incorporated	
		00000	32-0037402				Medical Transportation Services, LLC	FL	NIA	United HealthCare Services, Inc.	Ownership	100.000	UnitedHealth Group Incorporated	
0707	UnitedHealth Group Incorporated	79480	35-1279304				Midwest Security Life Insurance Company	WI	JA	UnitedHealthcare, Inc.	Ownership	100.000	UnitedHealth Group Incorporated	
		00000	86-0693199				Mohave Valley Hospital, Inc.	AZ	NIA	Southwest Medical Associates, Inc.	Ownership	100.000	UnitedHealth Group Incorporated	
		00000	45-3142852				Monarch Management Services, Inc.	DE	NIA	Collaborative Care Holdings, LLC	Ownership	100.000	UnitedHealth Group Incorporated	
0707	UnitedHealth Group Incorporated	95251	76-0196559				National Pacific Dental, Inc.	TX	JA	Dental Benefit Providers, Inc.	Ownership	100.000	UnitedHealth Group Incorporated	
							Neighborhood Health Partnership, Inc.							
0707	UnitedHealth Group Incorporated	95123	65-0996107					FL	JA	UnitedHealthcare, Inc.	Ownership	100.000	UnitedHealth Group Incorporated	
		00000	20-4755277				Netwerkes, LLC	TN	NIA	Payment Resolution Services, LLC	Ownership	100.000	UnitedHealth Group Incorporated	
0707	UnitedHealth Group Incorporated	95758	88-0228572				Nevada Pacific Dental	NV	JA	Dental Benefit Providers, Inc.	Ownership	100.000	UnitedHealth Group Incorporated	
		00000	88-0245121				Northern Nevada Health Network, Inc.	NV	NIA	Sierra Health Services, Inc.	Ownership	100.000	UnitedHealth Group Incorporated	
		00000					OneNet PPO, LLC	MD	NIA	UnitedHealthcare Insurance Company	Ownership	100.000	UnitedHealth Group Incorporated	
0707	UnitedHealth Group Incorporated	96940	52-1518174				Optimum Choice, Inc.	MD	JA	United HealthCare Services, Inc.	Ownership	100.000	UnitedHealth Group Incorporated	
		00000					Optum (France) SAS	FR	NIA	Ingenix Innovus (Netherlands) B.V.	Ownership	100.000	UnitedHealth Group Incorporated	
		00000	45-3142512				Optum Clinical Services, Inc.	DE	NIA	Collaborative Care Holdings, LLC	Ownership	100.000	UnitedHealth Group Incorporated	
		00000	04-3574101				Optum Government Solutions, Inc.	DE	NIA	OptumInsight, Inc.	Ownership	100.000	UnitedHealth Group Incorporated	
		00000	20-4581265				Optum Public Sector Solutions, Inc.	DE	NIA	OptumInsight, Inc.	Ownership	100.000	UnitedHealth Group Incorporated	
		00000					Optum Sa de Servi os (Brasil) Ltda	BR	NIA	Ingenix Innovus (Netherlands) B.V.	Ownership	99.000	UnitedHealth Group Incorporated	
		00000					Optum Sa de Servi os (Brasil) Ltda	BR	NIA	OptumInsight, Inc.	Ownership	1.000	UnitedHealth Group Incorporated	
		00000	45-4683454				Optum Services, Inc.	DE	NIA	Optum, Inc.	Ownership	100.000	UnitedHealth Group Incorporated	
		00000	30-0580620	3119994			Optum, Inc.	DE	NIA	United HealthCare Services, Inc.	Ownership	100.000	UnitedHealth Group Incorporated	
		00000	47-0858534	3202702			OptumHealth Bank, Inc.	UT	NIA	OptumHealth Financial Services, Inc.	Ownership	100.000	UnitedHealth Group Incorporated	
		00000	41-1591944				OptumHealth Care Solutions, Inc.	MN	NIA	OptumHealth Holdings, LLC	Ownership	100.000	UnitedHealth Group Incorporated	
		00000	47-0858530				OptumHealth Financial Services, Inc.	DE	NIA	OptumHealth Holdings, LLC	Ownership	100.000	UnitedHealth Group Incorporated	
		00000					OptumHealth Holdings, LLC	DE	NIA	Optum, Inc.	Ownership	100.000	UnitedHealth Group Incorporated	
		00000					OptumHealth International B.V.	NL	NIA	Optum, Inc.	Ownership	100.000	UnitedHealth Group Incorporated	
		00000					OptumInsight (Canada) Inc.	CA	NIA	OptumInsight, Inc.	Ownership	100.000	UnitedHealth Group Incorporated	
		00000					OptumInsight (Deutschland) GmbH	DE	NIA	Ingenix Innovus (Netherlands) B.V.	Ownership	100.000	UnitedHealth Group Incorporated	
		00000					OptumInsight (Singapore) Pte. Ltd.	SG	NIA	OptumInsight, Inc.	Ownership	100.000	UnitedHealth Group Incorporated	
		00000					OptumInsight (Sweden) AB	SE	NIA	Ingenix Innovus (Netherlands) B.V.	Ownership	100.000	UnitedHealth Group Incorporated	
		00000					OptumInsight Holdings, LLC	DE	NIA	Optum, Inc.	Ownership	100.000	UnitedHealth Group Incorporated	
		00000					OptumInsight Italy S.r.l.	IT	NIA	Ingenix Innovus (Netherlands) B.V.	Ownership	100.000	UnitedHealth Group Incorporated	
		00000					OptumInsight Korea LLC	Re	NIA	Optum, Inc.	Ownership	100.000	UnitedHealth Group Incorporated	
		00000	04-3383745				OptumInsight Life Sciences, Inc.	DE	NIA	OptumInsight, Inc.	Ownership	100.000	UnitedHealth Group Incorporated	
		00000					OptumInsight Poland sp. z.o.o.	Po	NIA	Ingenix Innovus (Netherlands) B.V.	Ownership	99.000	UnitedHealth Group Incorporated	
		00000					OptumInsight Poland sp. z.o.o.	Po	NIA	OptumInsight, Inc.	Ownership	1.000	UnitedHealth Group Incorporated	
		00000	41-1858498				OptumInsight, Inc.	DE	NIA	OptumInsight Holdings, LLC	Ownership	100.000	UnitedHealth Group Incorporated	
		00000					OptumRx Holdings, LLC	DE	NIA	Optum, Inc.	Ownership	100.000	UnitedHealth Group Incorporated	
		00000	33-0441200				OptumRx, Inc.	CA	NIA	OptumRx Holdings, LLC	Ownership	100.000	UnitedHealth Group Incorporated	
		00000	41-1921007				Ovations, Inc.	DE	NIA	United HealthCare Services, Inc.	Ownership	100.000	UnitedHealth Group Incorporated	
		00000	06-1587795				Oxford Benefit Management, Inc.	CT	NIA	Oxford Health Plans LLC	Ownership	100.000	UnitedHealth Group Incorporated	
0707	UnitedHealth Group Incorporated	78026	22-2797560				Oxford Health Insurance, Inc.	NY	JA	Oxford Health Plans (NY), Inc.	Ownership	100.000	UnitedHealth Group Incorporated	
0707	UnitedHealth Group Incorporated	96798	06-1181201				Oxford Health Plans (CT), Inc.	CT	JA	Oxford Health Plans LLC	Ownership	100.000	UnitedHealth Group Incorporated	
0707	UnitedHealth Group Incorporated	95506	22-2745725				Oxford Health Plans (NJ), Inc.	NJ	JA	Oxford Health Plans LLC	Ownership	100.000	UnitedHealth Group Incorporated	
0707	UnitedHealth Group Incorporated	95479	06-1181200				Oxford Health Plans (NY), Inc.	NY	JA	Oxford Health Plans LLC	Ownership	100.000	UnitedHealth Group Incorporated	
		00000	52-2443751				Oxford Health Plans LLC	DE	NIA	UnitedHealth Group Incorporated	Ownership	100.000	UnitedHealth Group Incorporated	

**SCHEDULE Y**  
**PART 1A - DETAIL OF INSURANCE HOLDING COMPANY SYSTEM**

1	2	3	4	5	6	7	8	9	10	11	12	13	14	15
Group Code	Group Name	NAIC Company Code	Federal ID Number	Federal RSSD	CIK	Name of Securities Exchange if Publicly Traded (U.S. or International)	Names of Parent, Subsidiaries Or Affiliates	Domi-ciliary Location	Relationship to Reporting Entity	Directly Controlled by (Name of Entity/Person)	Type of Control (Ownership, Board, Management, Attorney-in-Fact, Influence, Other)	If Control is Owner-ship Provide Per-centage	Ultimate Controlling Entity(ies)/Person(s)	*
...0707 ...	UnitedHealth Group Incorporated .....	...70785 .....	35-1137395 .....	.....	.....	.....	PacifiCare Life and Health Insurance Company .....	..IN.....	..JA.....	United HealthCare Services, Inc. ....	Ownership.....	..100.000 .....	UnitedHealth Group Incorporated .....	.....
...0707 ...	UnitedHealth Group Incorporated .....	...84506 .....	95-2829463 .....	.....	.....	.....	PacifiCare Life Assurance Company .....	..CO.....	..JA.....	United HealthCare Services, Inc. ....	Ownership.....	..100.000 .....	UnitedHealth Group Incorporated .....	.....
...0707 ...	UnitedHealth Group Incorporated .....	...95617 .....	94-3267522 .....	.....	.....	.....	PacifiCare of Arizona, Inc. ....	..AZ.....	..JA.....	United HealthCare Services, Inc. ....	Ownership.....	..100.000 .....	UnitedHealth Group Incorporated .....	.....
...0707 ...	UnitedHealth Group Incorporated .....	...95434 .....	84-1011378 .....	.....	.....	.....	PacifiCare of Colorado, Inc. ....	..CO.....	..JA.....	United HealthCare Services, Inc. ....	Ownership.....	..100.000 .....	UnitedHealth Group Incorporated .....	.....
...0707 ...	UnitedHealth Group Incorporated .....	...95685 .....	86-0875231 .....	.....	.....	.....	PacifiCare of Nevada, Inc. ....	..NV.....	..JA.....	United HealthCare Services, Inc. ....	Ownership.....	..100.000 .....	UnitedHealth Group Incorporated .....	.....
.....	.....	...00000 .....	.....	.....	.....	.....	Passport Coast-to-Coast LLC .....	..DE.....	..NIA.....	United HealthCare Services, Inc. ....	Ownership.....	..100.000 .....	UnitedHealth Group Incorporated .....	.....
.....	.....	...00000 .....	33-0861832 .....	.....	.....	.....	Paularino Third Party Administrators, Inc. ....	..CA.....	..NIA.....	For Health, Inc. ....	Ownership.....	..100.000 .....	UnitedHealth Group Incorporated .....	.....
.....	.....	...00000 .....	62-1451147 .....	.....	.....	.....	Payment Resolution Services, LLC .....	..TN.....	..NIA.....	OptumInsight, Inc. ....	Ownership.....	..100.000 .....	UnitedHealth Group Incorporated .....	.....
.....	.....	...00000 .....	.....	.....	.....	.....	Personal Performance Consultants India Private Limited .....	..IN.....	..NIA.....	OptumHealth International B.V. ....	Ownership.....	..99.996 .....	UnitedHealth Group Incorporated .....	.....
.....	.....	...00000 .....	.....	.....	.....	.....	Personal Performance Consultants India Private Limited .....	..IN.....	..NIA.....	United Behavioral Health .....	Ownership.....	..0.004 .....	UnitedHealth Group Incorporated .....	.....
.....	.....	...00000 .....	.....	.....	.....	.....	Personal Performance Consultants UK Limited .....	..UK.....	..NIA.....	PPC International, L.L.C. ....	Ownership.....	..100.000 .....	UnitedHealth Group Incorporated .....	.....
.....	.....	...00000 .....	80-0506053 .....	.....	.....	.....	PHC Holdings of Florida, Inc. ....	..TX.....	..NIA.....	PHC Subsidiary Holdings, LLC .....	Ownership.....	..100.000 .....	UnitedHealth Group Incorporated .....	.....
.....	.....	...00000 .....	35-2288416 .....	.....	.....	.....	PHC Subsidiary Holdings, LLC .....	..TX.....	..NIA.....	United HealthCare Services, Inc. ....	Ownership.....	..100.000 .....	UnitedHealth Group Incorporated .....	.....
...0707 ...	UnitedHealth Group Incorporated .....	...13160 .....	45-0571407 .....	.....	.....	.....	Physicians Health Choice of Arkansas, Inc. ....	..AR.....	..JA.....	PHC Subsidiary Holdings, LLC .....	Ownership.....	..100.000 .....	UnitedHealth Group Incorporated .....	.....
...0707 ...	UnitedHealth Group Incorporated .....	...12977 .....	32-0191973 .....	.....	.....	.....	Physicians Health Choice of New Mexico, Inc. ....	..NM.....	..JA.....	PHC Subsidiary Holdings, LLC .....	Ownership.....	..100.000 .....	UnitedHealth Group Incorporated .....	.....
...0707 ...	UnitedHealth Group Incorporated .....	...11494 .....	04-3677255 .....	.....	.....	.....	Physicians Health Choice of Texas, LLC .....	..TX.....	..JA.....	PHC Subsidiary Holdings, LLC .....	Ownership.....	..100.000 .....	UnitedHealth Group Incorporated .....	.....
.....	.....	...00000 .....	52-1162824 .....	.....	.....	.....	Physicians Health Plan of Maryland, Inc. ....	..MD.....	..NIA.....	United HealthCare Services, Inc. ....	Ownership.....	..100.000 .....	UnitedHealth Group Incorporated .....	.....
.....	.....	...00000 .....	.....	.....	.....	.....	Picis Research and Development, S.A.U. ....	..ES.....	..NIA.....	Ingenix Innovus (Netherlands) B.V. ....	Ownership.....	..100.000 .....	UnitedHealth Group Incorporated .....	.....
.....	.....	...00000 .....	36-4375169 .....	3886791 .....	.....	.....	Picis, Inc. ....	..DE.....	..NIA.....	OptumInsight, Inc. ....	Ownership.....	..100.000 .....	UnitedHealth Group Incorporated .....	.....
.....	.....	...00000 .....	.....	.....	.....	.....	Picis, Ltd. ....	..UK.....	..NIA.....	Picis, Inc. ....	Ownership.....	..100.000 .....	UnitedHealth Group Incorporated .....	.....
.....	.....	...00000 .....	.....	.....	.....	.....	Positive People Company .....	..CN.....	..NIA.....	PPC International, L.L.C. ....	Ownership.....	..100.000 .....	UnitedHealth Group Incorporated .....	.....
.....	.....	...00000 .....	20-2149493 .....	.....	.....	.....	PPC International II, LLC .....	..MO.....	..NIA.....	United Behavioral Health .....	Ownership.....	..100.000 .....	UnitedHealth Group Incorporated .....	.....
.....	.....	...00000 .....	43-1747235 .....	.....	.....	.....	PPC International, L.L.C. ....	..MO.....	..NIA.....	Optum, Inc. ....	Ownership.....	..100.000 .....	UnitedHealth Group Incorporated .....	.....
.....	.....	...00000 .....	.....	.....	.....	.....	PPC Worldwide Canada EAP Services Ltd. ....	..CA.....	..NIA.....	PPC International, L.L.C. ....	Ownership.....	..100.000 .....	UnitedHealth Group Incorporated .....	.....
.....	.....	...00000 .....	.....	.....	.....	.....	PPC Worldwide Management Pty Ltd .....	..AU.....	..NIA.....	PPC Worldwide Pty Ltd .....	Ownership.....	..100.000 .....	UnitedHealth Group Incorporated .....	.....
.....	.....	...00000 .....	.....	.....	.....	.....	International Psychological Services Pty Limited .....	.....	..NIA.....	International Psychological Services Pty Limited .....	Ownership.....	..100.000 .....	UnitedHealth Group Incorporated .....	.....
.....	.....	...00000 .....	.....	.....	.....	.....	PPC Worldwide Pty Ltd .....	..AU.....	..NIA.....	Personal Performance Consultants UK Limited .....	Ownership.....	..100.000 .....	UnitedHealth Group Incorporated .....	.....
.....	.....	...00000 .....	75-2741619 .....	.....	.....	.....	ppoONE, Inc. ....	..DE.....	..NIA.....	United HealthCare Services, Inc. ....	Ownership.....	..100.000 .....	UnitedHealth Group Incorporated .....	.....
.....	.....	...00000 .....	65-0683927 .....	.....	.....	.....	Preferred Care Partners Holding, Corp. ....	..FL.....	..NIA.....	United HealthCare Services, Inc. ....	Ownership.....	..100.000 .....	UnitedHealth Group Incorporated .....	.....
.....	.....	...00000 .....	26-1845018 .....	.....	.....	.....	Preferred Care Partners Medical Group, Inc. ....	..FL.....	..NIA.....	Preferred Care Partners Holding, Corp. ....	Ownership.....	..100.000 .....	UnitedHealth Group Incorporated .....	.....
.....	.....	...00000 .....	26-1845018 .....	.....	.....	.....	Preferred Care Partners Medical Group, Inc. ....	..FL.....	..NIA.....	Preferred Care Partners Holding, Corp. ....	Ownership.....	..100.000 .....	UnitedHealth Group Incorporated .....	.....
...0707 ...	UnitedHealth Group Incorporated .....	...11176 .....	65-0885893 .....	.....	.....	.....	Preferred Care Partners, Inc. ....	..FL.....	..JA.....	Preferred Care Partners Holding, Corp. ....	Ownership.....	..100.000 .....	UnitedHealth Group Incorporated .....	.....
.....	.....	...00000 .....	88-0253112 .....	.....	.....	.....	Prime Health, Inc. ....	..NV.....	..NIA.....	Sierra Health Services, Inc. ....	Ownership.....	..100.000 .....	UnitedHealth Group Incorporated .....	.....
.....	.....	...00000 .....	39-1579905 .....	.....	.....	.....	ProcessWorks, Inc. ....	..WI.....	..NIA.....	UnitedHealthcare, Inc. ....	Ownership.....	..100.000 .....	UnitedHealth Group Incorporated .....	.....

**SCHEDULE Y**  
**PART 1A - DETAIL OF INSURANCE HOLDING COMPANY SYSTEM**

1	2	3	4	5	6	7	8	9	10	11	12	13	14	15
Group Code	Group Name	NAIC Company Code	Federal ID Number	Federal RSSD	CIK	Name of Securities Exchange if Publicly Traded (U.S. or International)	Names of Parent, Subsidiaries Or Affiliates	Domi-ciliary Location	Relationship to Reporting Entity	Directly Controlled by (Name of Entity/Person)	Type of Control (Ownership, Board, Management, Attorney-in-Fact, Influence, Other)	If Control is Owner-ship Provide Per-centage	Ultimate Controlling Entity(ies)/Person(s)	*
		.00000					QSSI Technologies India Private Limited	IN	NIA	Quality Software Services, Inc.	Ownership	.99.900	UnitedHealth Group Incorporated	1
		.00000	52-2016292				Quality Software Services, Inc.	MD	NIA	OptumInsight, Inc.	Ownership	.100.000	UnitedHealth Group Incorporated	
		.00000	26-3168754				R&H Family Fitness Unlimited LLC	TX	NIA	WellMed Medical Management, Inc.	Ownership	.100.000	UnitedHealth Group Incorporated	
		.00000	20-0151096				Rx Solutions NY IPA, Inc.	NY	NIA	OptumRx, Inc.	Ownership	.100.000	UnitedHealth Group Incorporated	
		.00000					ScriptSwitch Holdings Limited	UK	NIA	Ingenix UK Holdings Limited	Ownership	.100.000	UnitedHealth Group Incorporated	
		.00000					ScriptSwitch Limited	UK	NIA	ScriptSwitch Holdings Limited	Ownership	.100.000	UnitedHealth Group Incorporated	
							Sierra Health and Life Insurance Company, Inc.	CA	JA	Sierra Health Services, Inc.	Ownership	.100.000	UnitedHealth Group Incorporated	
.0707	UnitedHealth Group Incorporated	.71420	94-0734860				Sierra Health Services, Inc.	NV	NIA	UnitedHealthcare, Inc.	Ownership	.100.000	UnitedHealth Group Incorporated	
		.00000	88-0200415				Sierra Health-Care Options, Inc.	NV	NIA	Sierra Health Services, Inc.	Ownership	.100.000	UnitedHealth Group Incorporated	
		.00000	88-0254322				Sierra Home Medical Products, Inc.	NV	NIA	Sierra Health Services, Inc.	Ownership	.100.000	UnitedHealth Group Incorporated	
		.00000	88-0385705				Sierra Nevada Administrators, Inc.	NV	NIA	Sierra Health Services, Inc.	Ownership	.100.000	UnitedHealth Group Incorporated	
		.00000	88-0264562				Southwest Medical Associates, Inc.	NV	NIA	Sierra Health Services, Inc.	Ownership	.100.000	UnitedHealth Group Incorporated	
		.00000	88-0201420				Southwest Michigan Health Network Inc.	MI	NIA	UnitedHealthcare, Inc.	Ownership	.100.000	UnitedHealth Group Incorporated	
		.00000	38-2609888				Specialty Benefits, LLC	DE	NIA	United HealthCare Services, Inc.	Ownership	.100.000	UnitedHealth Group Incorporated	
		.00000	41-1921983				Spectera of New York, IPA, Inc.	NY	NIA	Spectera, Inc.	Ownership	.100.000	UnitedHealth Group Incorporated	
		.00000	71-0886811				Spectera, Inc.	MD	NIA	Specialty Benefits, LLC	Ownership	.100.000	UnitedHealth Group Incorporated	
		.00000	52-1260282				The Lewin Group, Inc.	NC	NIA	Optum Public Sector Solutions, Inc.	Ownership	.100.000	UnitedHealth Group Incorporated	
		.00000	56-1970224				Three Rivers Holdings, Inc.	DE	NIA	AmeriChoice Corporation	Ownership	.100.000	UnitedHealth Group Incorporated	
		.00000	25-1825549				Travel Express Incorporated	MD	NIA	FrontierMEDEX, Inc.	Ownership	.100.000	UnitedHealth Group Incorporated	
		.00000	52-1431155				U.S. Behavioral Health Plan, California	CA	JA	United Behavioral Health	Ownership	.100.000	UnitedHealth Group Incorporated	
		.00000	94-3077084				UHC International Services, Inc.	DE	NIA	UnitedHealth Group Incorporated	Ownership	.100.000	UnitedHealth Group Incorporated	
		.00000	41-1913059				UHC of California	CA	JA	United HealthCare Services, Inc.	Ownership	.100.000	UnitedHealth Group Incorporated	
		.00000	95-2931460				UHC Holdings, Inc.	DE	NIA	United HealthCare Services, Inc.	Ownership	.100.000	UnitedHealth Group Incorporated	
		.00000	41-1921008				Ultima Rx, LLC	FL	NIA	United HealthCare Services, Inc.	Ownership	.100.000	UnitedHealth Group Incorporated	
		.00000	14-1892398				UMR Care Management, LLLP	DE	NIA	United HealthCare Services, Inc.	Ownership	.99.000	UnitedHealth Group Incorporated	
		.00000	75-2788811				UMR Care Management, LLLP	DE	NIA	UMR, Inc.	Ownership	.1.000	UnitedHealth Group Incorporated	
		.00000	75-2788811				UMR, Inc.	DE	NIA	United HealthCare Services, Inc.	Ownership	.100.000	UnitedHealth Group Incorporated	
.0707	UnitedHealth Group Incorporated	.91529	39-1995276				Unimerica Insurance Company	WI	JA	OptumHealth Holdings, LLC	Ownership	.100.000	UnitedHealth Group Incorporated	
			52-1996029				Unimerica Life Insurance Company of New York	NY	JA	UnitedHealthcare Insurance Company	Ownership	.100.000	UnitedHealth Group Incorporated	
.0707	UnitedHealth Group Incorporated	.11596	01-0637149				Unison Administrative Services, LLC	PA	NIA	Three Rivers Holdings, Inc.	Ownership	.100.000	UnitedHealth Group Incorporated	
		.00000	25-1877716				Unison Health Plan of Delaware, Inc.	DE	JA	Three Rivers Holdings, Inc.	Ownership	.100.000	UnitedHealth Group Incorporated	
		.00000	20-5917714				Unison Health Plan of the Capital Area, Inc.	DC	JA	Three Rivers Holdings, Inc.	Ownership	.100.000	UnitedHealth Group Incorporated	
.0707	UnitedHealth Group Incorporated	.13032	26-0651931				United Behavioral Health	CA	NIA	OptumHealth Holdings, LLC	Ownership	.100.000	UnitedHealth Group Incorporated	
		.00000	94-2649097				United Behavioral Health of New York, I.P.A., Inc.	NY	NIA	United Behavioral Health	Ownership	.100.000	UnitedHealth Group Incorporated	
		.00000	41-1868911				United Health Foundation	MN	NIA	UnitedHealth Group Incorporated	Ownership	.100.000	UnitedHealth Group Incorporated	
		.00000	41-1941615		3410132		United HealthCare Services, Inc.	MN	UDP	UnitedHealth Group Incorporated	Ownership	.100.000	UnitedHealth Group Incorporated	
		.00000	41-1289245				United Resource Networks IPA of New York, Inc.	NY	NIA	OptumHealth Care Solutions, Inc.	Ownership	.100.000	UnitedHealth Group Incorporated	
		.00000	30-0318238				UnitedHealth Advisors, LLC	ME	NIA	United HealthCare Services, Inc.	Ownership	.100.000	UnitedHealth Group Incorporated	
		.00000	01-0538317				UnitedHealth Group Global Healthcare Services Limited	IE	NIA	United HealthCare Services, Inc.	Ownership	.100.000	UnitedHealth Group Incorporated	
		.00000					UnitedHealth Group Global Services, Inc.	PH	NIA	UnitedHealth Group International B.V.	Ownership	.100.000	UnitedHealth Group Incorporated	
		.00000	41-1321939		0000731766	New York Stock Exchange	UnitedHealth Group Incorporated	MN	UIP					

**SCHEDULE Y**  
**PART 1A - DETAIL OF INSURANCE HOLDING COMPANY SYSTEM**

1	2	3	4	5	6	7	8	9	10	11	12	13	14	15
Group Code	Group Name	NAIC Company Code	Federal ID Number	Federal RSSD	CIK	Name of Securities Exchange if Publicly Traded (U.S. or International)	Names of Parent, Subsidiaries Or Affiliates	Domi-ciliary Location	Relationship to Reporting Entity	Directly Controlled by (Name of Entity/Person)	Type of Control (Ownership, Board, Management, Attorney-in-Fact, Influence, Other)	If Control is Owner-ship Provide Percen-tage	Ultimate Controlling Entity(ies)/Person(s)	*
		..00000					UnitedHealth Group Information Services Private Limited .....	..IN..	..NIA..	UnitedHealth Group International B.V.	Ownership.....	..99.370 .....	UnitedHealth Group Incorporated .....	
		..00000					UnitedHealth Group Information Services Private Limited .....	..IN..	..NIA..	UnitedHealth International, Inc. ....	Ownership.....	..0.630 .....	UnitedHealth Group Incorporated .....	
		..00000					UnitedHealth Group International B.V.	..NL..	..NIA..	UnitedHealth Group Incorporated .....	Ownership.....	..100.000 .....	UnitedHealth Group Incorporated .....	
		..00000	41-1917398				UnitedHealth International, Inc. ....	..DE..	..NIA..	UnitedHealth Group Incorporated .....	Ownership.....	..100.000 .....	UnitedHealth Group Incorporated .....	
		..00000	26-2574977				UnitedHealth Military & Veterans Services, LLC .....	..DE..	..NIA..	United HealthCare Services, Inc. ....	Ownership.....	..100.000 .....	UnitedHealth Group Incorporated .....	
		..00000					UnitedHealth UK Limited .....	..UK..	..NIA..	Ingenix UK Holdings Limited .....	Ownership.....	..100.000 .....	UnitedHealth Group Incorporated .....	
...0707 ...	UnitedHealth Group Incorporated .....	..95174	33-0115163				UnitedHealthcare Benefits of Texas, Inc. ....	..TX..	..JA..	United HealthCare Services, Inc. ....	Ownership.....	..100.000 .....	UnitedHealth Group Incorporated .....	
...0707 ...	UnitedHealth Group Incorporated .....	..12323	56-2451429				UnitedHealthcare Community Plan of Ohio, Inc. ....	..OH..	..JA..	Three Rivers Holdings, Inc. ....	Ownership.....	..100.000 .....	UnitedHealth Group Incorporated .....	
...0707 ...	UnitedHealth Group Incorporated .....	..11141	91-2008361				UnitedHealthcare Community Plan of Texas, L.L.C. ....	..TX..	..JA..	Ovations, Inc. ....	Ownership.....	..100.000 .....	UnitedHealth Group Incorporated .....	
...0707 ...	UnitedHealth Group Incorporated .....	..95467	38-3204052				UnitedHealthcare Community Plan, Inc.	..MI..	..JA..	AmeriChoice Corporation .....	Ownership.....	..100.000 .....	UnitedHealth Group Incorporated .....	
		..00000					UnitedHealthcare India Private Limited .....	..IN..	..NIA..	UnitedHealth Group International B.V.	Ownership.....	..99.995 .....	UnitedHealth Group Incorporated .....	
		..00000					UnitedHealthcare India Private Limited .....	..IN..	..NIA..	UnitedHealth International, Inc. ....	Ownership.....	..0.005 .....	UnitedHealth Group Incorporated .....	
...0707 ...	UnitedHealth Group Incorporated .....	..79413	36-2739571				UnitedHealthcare Insurance Company ...	..CT..	..JA..	UHC Holdings, Inc. ....	Ownership.....	..100.000 .....	UnitedHealth Group Incorporated .....	
...0707 ...	UnitedHealth Group Incorporated .....	..60318	36-3800349				UnitedHealthcare Insurance Company of Illinois .....	..IL..	..JA..	UnitedHealthcare Insurance Company ...	Ownership.....	..100.000 .....	UnitedHealth Group Incorporated .....	
...0707 ...	UnitedHealth Group Incorporated .....	..60093	11-3283886				UnitedHealthcare Insurance Company of New York .....	..NY..	..JA..	UnitedHealthcare Insurance Company ...	Ownership.....	..100.000 .....	UnitedHealth Group Incorporated .....	
...0707 ...	UnitedHealth Group Incorporated .....	..12231	20-1902768				UnitedHealthcare Insurance Company of the River Valley .....	..IL..	..JA..	UnitedHealthcare Services Company of the River Valley, Inc. ....	Ownership.....	..100.000 .....	UnitedHealth Group Incorporated .....	
		..00000					UnitedHealthcare International Asia, LLC .....	..DE..	..NIA..	UnitedHealth Group Incorporated .....	Ownership.....	..100.000 .....	UnitedHealth Group Incorporated .....	
...0707 ...	UnitedHealth Group Incorporated .....	..95784	63-0899562				UnitedHealthcare of Alabama, Inc. ....	..AL..	..JA..	UnitedHealthcare, Inc. ....	Ownership.....	..100.000 .....	UnitedHealth Group Incorporated .....	
...0707 ...	UnitedHealth Group Incorporated .....	..96016	86-0507074				UnitedHealthcare of Arizona, Inc. ....	..AZ..	..JA..	UnitedHealthcare, Inc. ....	Ownership.....	..100.000 .....	UnitedHealth Group Incorporated .....	
...0707 ...	UnitedHealth Group Incorporated .....	..95446	63-1036819				UnitedHealthcare of Arkansas, Inc. ....	..AR..	..JA..	UnitedHealthcare, Inc. ....	Ownership.....	..100.000 .....	UnitedHealth Group Incorporated .....	
...0707 ...	UnitedHealth Group Incorporated .....	..95090	84-1004639				UnitedHealthcare of Colorado, Inc. ....	..CO..	..JA..	UnitedHealthcare, Inc. ....	Ownership.....	..100.000 .....	UnitedHealth Group Incorporated .....	
...0707 ...	UnitedHealth Group Incorporated .....	..95264	59-1293865				UnitedHealthcare of Florida, Inc. ....	..FL..	..JA..	UnitedHealthcare, Inc. ....	Ownership.....	..100.000 .....	UnitedHealth Group Incorporated .....	
...0707 ...	UnitedHealth Group Incorporated .....	..95850	58-1653544				UnitedHealthcare of Georgia, Inc. ....	..GA..	..JA..	UnitedHealthcare, Inc. ....	Ownership.....	..100.000 .....	UnitedHealth Group Incorporated .....	
...0707 ...	UnitedHealth Group Incorporated .....	..95776	36-3280214				UnitedHealthcare of Illinois, Inc. ....	..IL..	..JA..	UnitedHealthcare, Inc. ....	Ownership.....	..100.000 .....	UnitedHealth Group Incorporated .....	
...0707 ...	UnitedHealth Group Incorporated .....	..96644	62-1240316				UnitedHealthcare of Kentucky, Ltd. ....	..KY..	..JA..	United HealthCare Services, Inc. ....	Ownership.....	..94.180 .....	UnitedHealth Group Incorporated .....	...2 .....
...0707 ...	UnitedHealth Group Incorporated .....	..96644	62-1240316				UnitedHealthcare of Kentucky, Ltd. ....	..KY..	..JA..	UnitedHealthcare, Inc. ....	Ownership.....	..5.820 .....	UnitedHealth Group Incorporated .....	...2 .....
...0707 ...	UnitedHealth Group Incorporated .....	..95833	72-1074008				UnitedHealthcare of Louisiana, Inc. ...	..LA..	..JA..	UnitedHealthcare, Inc. ....	Ownership.....	..100.000 .....	UnitedHealth Group Incorporated .....	
...0707 ...	UnitedHealth Group Incorporated .....	..95716	63-1036817				UnitedHealthcare of Mississippi, Inc.	..MS..	..JA..	UnitedHealthcare, Inc. ....	Ownership.....	..100.000 .....	UnitedHealth Group Incorporated .....	
							UnitedHealthcare of New England, Inc.							
...0707 ...	UnitedHealth Group Incorporated .....	..95149	05-0413469					..RI..	..JA..	United HealthCare Services, Inc. ....	Ownership.....	..100.000 .....	UnitedHealth Group Incorporated .....	
...0707 ...	UnitedHealth Group Incorporated .....	..13214	26-2697886				UnitedHealthcare of New Mexico, Inc. ...	..NM..	..JA..	UnitedHealthcare Insurance Company ...	Ownership.....	..100.000 .....	UnitedHealth Group Incorporated .....	
...0707 ...	UnitedHealth Group Incorporated .....	..95085	06-1172891				UnitedHealthcare of New York, Inc. ....	..NY..	..JA..	AmeriChoice Corporation .....	Ownership.....	..100.000 .....	UnitedHealth Group Incorporated .....	
							UnitedHealthcare of North Carolina, Inc. ....	..NC..	..JA..	UnitedHealthcare, Inc. ....	Ownership.....	..100.000 .....	UnitedHealth Group Incorporated .....	
...0707 ...	UnitedHealth Group Incorporated .....	..95186	31-1142815				UnitedHealthcare of Ohio, Inc. ....	..OH..		United HealthCare Services, Inc. ....	Ownership.....	..100.000 .....	UnitedHealth Group Incorporated .....	
...0707 ...	UnitedHealth Group Incorporated .....	..96903	33-0115166				UnitedHealthcare of Oklahoma, Inc. ....	..OK..	..JA..	United HealthCare Services, Inc. ....	Ownership.....	..100.000 .....	UnitedHealth Group Incorporated .....	

SCHEDULE Y  
PART 1A - DETAIL OF INSURANCE HOLDING COMPANY SYSTEM

1	2	3	4	5	6	7	8	9	10	11	12	13	14	15
Group Code	Group Name	NAIC Company Code	Federal ID Number	Federal RSSD	CIK	Name of Securities Exchange if Publicly Traded (U.S. or International)	Names of Parent, Subsidiaries Or Affiliates	Domi-ciliary Location	Relationship to Reporting Entity	Directly Controlled by (Name of Entity/Person)	Type of Control (Ownership, Board, Management, Attorney-in-Fact, Influence, Other)	If Control is Owner-ship Provide Percen-tage	Ultimate Controlling Entity(ies)/Person(s)	*
...0707 ...	UnitedHealth Group Incorporated	...95893 ...	93-0938819	.....	.....	.....	UnitedHealthcare of Oregon, Inc. ....	OR	...JA...	United HealthCare Services, Inc. ....	Ownership.....	..100.000 ....	UnitedHealth Group Incorporated	.....
...0707 ...	UnitedHealth Group Incorporated	...95220 ...	25-1756858	.....	.....	.....	UnitedHealthcare of Pennsylvania, Inc. ....	PA	...JA...	Three Rivers Holdings, Inc. ....	Ownership.....	..100.000 ....	UnitedHealth Group Incorporated	.....
...0707 ...	UnitedHealth Group Incorporated	...11775 ...	32-0062883	.....	.....	.....	UnitedHealthcare of South Carolina, Inc. ....	SC	...JA...	Three Rivers Holdings, Inc. ....	Ownership.....	..100.000 ....	UnitedHealth Group Incorporated	.....
...0707 ...	UnitedHealth Group Incorporated	...95765 ...	95-3939697	.....	.....	.....	UnitedHealthcare of Texas, Inc. ....	TX	...JA...	UnitedHealthcare, Inc. ....	Ownership.....	..100.000 ....	UnitedHealth Group Incorporated	.....
...0707 ...	UnitedHealth Group Incorporated	...95025 ...	52-1130183	.....	.....	.....	UnitedHealthcare of the Mid-Atlantic, Inc. ....	MD	...JA...	UnitedHealthcare, Inc. ....	Ownership.....	..100.000 ....	UnitedHealth Group Incorporated	.....
...0707 ...	UnitedHealth Group Incorporated	...95591 ...	47-0676824	.....	.....	.....	UnitedHealthcare of the Midlands, Inc. ....	NE	...JA...	UnitedHealthcare, Inc. ....	Ownership.....	..100.000 ....	UnitedHealth Group Incorporated	.....
...0707 ...	UnitedHealth Group Incorporated	...96385 ...	43-1361841	.....	.....	.....	UnitedHealthcare of the Midwest, Inc. ....	MO	...JA...	UnitedHealthcare, Inc. ....	Ownership.....	..100.000 ....	UnitedHealth Group Incorporated	.....
...0707 ...	UnitedHealth Group Incorporated	...95501 ...	41-1488563	.....	.....	.....	UnitedHealthcare of Utah, Inc. ....	UT	...JA...	UnitedHealthcare, Inc. ....	Ownership.....	..100.000 ....	UnitedHealth Group Incorporated	.....
...0707 ...	UnitedHealth Group Incorporated	...48038 ...	91-1312551	.....	.....	.....	UnitedHealthcare of Washington, Inc. ....	WA	...JA...	United HealthCare Services, Inc. ....	Ownership.....	..100.000 ....	UnitedHealth Group Incorporated	.....
...0707 ...	UnitedHealth Group Incorporated	...95710 ...	39-1555888	.....	.....	.....	UnitedHealthcare of Wisconsin, Inc. ....	WI	...JA...	UnitedHealthcare, Inc. ....	Ownership.....	..100.000 ....	UnitedHealth Group Incorporated	.....
...0707 ...	UnitedHealth Group Incorporated	...95378 ...	36-3379945	.....	.....	.....	UnitedHealthcare Plan of the River Valley, Inc. ....	IL	...JA...	UnitedHealthcare Services Company of the River Valley, Inc. ....	Ownership.....	..100.000 ....	UnitedHealth Group Incorporated	.....
.....	.....	...00000 ...	47-0854646	.....	.....	.....	UnitedHealthcare Service LLC	DE	...NIA...	UnitedHealthcare Insurance Company	Ownership.....	..100.000 ....	UnitedHealth Group Incorporated	.....
.....	.....	...00000 ...	36-3355110	.....	.....	.....	UnitedHealthcare Services Company of the River Valley, Inc. ....	DE	...NIA...	UnitedHealthcare, Inc. ....	Ownership.....	..100.000 ....	UnitedHealth Group Incorporated	.....
.....	.....	...00000 ...	41-1922511	.....	.....	.....	UnitedHealthcare, Inc. ....	DE	...NIA...	United HealthCare Services, Inc. ....	Ownership.....	..100.000 ....	UnitedHealth Group Incorporated	.....
.....	.....	...00000 ...	37-0920164	.....	.....	.....	UnitedHealthOne Agency, Inc. ....	IN	...NIA...	Golden Rule Financial Corporation	Ownership.....	..100.000 ....	UnitedHealth Group Incorporated	.....
.....	.....	...00000 ...	74-2797745	.....	.....	.....	WellMed Medical Management of Florida, Inc. ....	FL	...NIA...	WellMed Medical Management, Inc. ....	Ownership.....	..100.000 ....	UnitedHealth Group Incorporated	.....
.....	.....	...00000 ...	74-2786364	.....	.....	.....	WellMed Medical Management, Inc. ....	TX	...NIA...	Collaborative Care Holdings, LLC	Ownership.....	..80.000 ....	UnitedHealth Group Incorporated	.....3 .....
.....	.....	...00000 ...	36-3437660	.....	.....	.....	Wellness, Inc. ....	IL	...NIA...	OptumHealth Care Solutions, Inc. ....	Ownership.....	..100.000 ....	UnitedHealth Group Incorporated	.....
.....	.....	...00000 ...	20-0325334	.....	.....	.....	XLHealth BIPA, Inc. ....	MD	...NIA...	XLHealth Corporation	Ownership.....	..100.000 ....	UnitedHealth Group Incorporated	.....
.....	.....	...00000 ...	52-2102846	.....	.....	.....	XLHealth Corporation	MD	...NIA...	United HealthCare Services, Inc. ....	Ownership.....	..100.000 ....	UnitedHealth Group Incorporated	.....
.....	.....	...00000 ...	.....	.....	.....	.....	XLHealth Corporation India Private Limited	IN	...NIA...	XLHealth Corporation	Ownership.....	..100.000 ....	UnitedHealth Group Incorporated	.....
.....	.....	...00000 ...	20-2717264	.....	.....	.....	XLHealth Tennessee, LLC	MD	...NIA...	XLHealth Corporation	Ownership.....	..100.000 ....	UnitedHealth Group Incorporated	.....
.....	.....	...00000 ...	52-2111342	.....	.....	.....	XLHealth Texas, Inc. ....	MD	...NIA...	XLHealth Corporation	Ownership.....	..100.000 ....	UnitedHealth Group Incorporated	.....

Asterisk	Explanation
.....	The general partnership interest of 1.0% is held by UMR, Inc. and the limited partnership interest of 99% is held by United HealthCare Services, Inc. ....
.....	The general partnership interest of 89.77% is held by United HealthCare Services, Inc. (UHS) and 10.23% is held by UnitedHealthcare, Inc. (UHC). UHS also holds 100% of the limited partnership interests. When combining general and limited partner interests, UHS owns 94.18% and UHC owns 5.83% .....
.....	The remaining 20% is owned by WMG Healthcare Partners, L.P., a non-affiliated company. ....

SUPPLEMENTAL EXHIBITS AND SCHEDULES INTERROGATORIES

The following supplemental reports are required to be filed as part of your statement filing. However, in the event that your company does not transact the type of business for which the special report must be filed, your response of NO to the specific interrogatory will be accepted in lieu of filing a "NONE" report and a bar code will be printed below. If the supplement is required of your company but is not being filed for whatever reason enter SEE EXPLANATION and provide an explanation following the interrogatory questions.

Response

1. Will the Medicare Part D Coverage Supplement be filed with the state of domicile and the NAIC with this statement? .....

NO

Explanation:

1. The Company does not offer Medicare Part D Supplement Product.

Bar Code:

1. Medicare Part D Coverage Supplement [Document Identifier 365]





**OVERFLOW PAGE FOR WRITE-INS**

SCHEDULE A - VERIFICATION

Real Estate

	1	2
	Year to Date	Prior Year Ended December 31
1. Book/adjusted carrying value, December 31 of prior year .....		
2. Cost of acquired:		
2.1 Actual cost at time of acquisition .....		
2.2 Additional investment made after acquisition .....		
3. Current year change in encumbrances .....		
4. Total gain (loss) on disposals .....		
5. Deduct amounts received on disposals .....		
6. Total foreign exchange change in book/adjusted carrying value .....		
7. Deduct current year's other than temporary impairment recognized .....		
8. Deduct current year's depreciation .....		
9. Book/adjusted carrying value at the end of current period (Lines 1+2+3+4-5+6-7-8) .....		
10. Deduct total nonadmitted amounts .....		
11. Statement value at end of current period (Line 9 minus Line 10)		

SCHEDULE B - VERIFICATION

Mortgage Loans

	1	2
	Year to Date	Prior Year Ended December 31
1. Book value/recorded investment excluding accrued interest, December 31 of prior year .....		
2. Cost of acquired:		
2.1 Actual cost at time of acquisition .....		
2.2 Additional investment made after acquisition .....		
3. Capitalized deferred interest and other .....		
4. Accrual of discount .....		
5. Unrealized valuation increase (decrease) .....		
6. Total gain (loss) on disposals .....		
7. Deduct amounts received on disposals .....		
8. Deduct amortization of premium and mortgage interest points and commitment fees .....		
9. Total foreign exchange change in book value/recorded investment excluding accrued interest .....		
10. Deduct current year's other than temporary impairment recognized .....		
11. Book value/recorded investment excluding accrued interest at end of current period (Lines 1+2+3+4+5+6-7-8+9-10) .....		
12. Total valuation allowance .....		
13. Subtotal (Line 11 plus Line 12) .....		
14. Deduct total nonadmitted amounts .....		
15. Statement value at end of current period (Line 13 minus Line 14)		

SCHEDULE BA - VERIFICATION

Other Long-Term Invested Assets

	1	2
	Year to Date	Prior Year Ended December 31
1. Book/adjusted carrying value, December 31 of prior year .....		
2. Cost of acquired:		
2.1 Actual cost at time of acquisition .....		
2.2 Additional investment made after acquisition .....		
3. Capitalized deferred interest and other .....		
4. Accrual of discount .....		
5. Unrealized valuation increase (decrease) .....		
6. Total gain (loss) on disposals .....		
7. Deduct amounts received on disposals .....		
8. Deduct amortization of premium and depreciation .....		
9. Total foreign exchange change in book/adjusted carrying value .....		
10. Deduct current year's other than temporary impairment recognized .....		
11. Book/adjusted carrying value at end of current period (Lines 1+2+3+4+5+6-7-8+9-10) .....		
12. Deduct total nonadmitted amounts .....		
13. Statement value at end of current period (Line 11 minus Line 12)		

SCHEDULE D - VERIFICATION

Bonds and Stocks

	1	2
	Year to Date	Prior Year Ended December 31
1. Book/adjusted carrying value of bonds and stocks, December 31 of prior year .....	169,857,425	160,236,440
2. Cost of bonds and stocks acquired .....	26,961,976	86,333,597
3. Accrual of discount .....	26,262	161,343
4. Unrealized valuation increase (decrease) .....		0
5. Total gain (loss) on disposals .....	497,587	1,688,247
6. Deduct consideration for bonds and stocks disposed of .....	28,786,872	77,000,363
7. Deduct amortization of premium .....	1,584,675	1,561,701
8. Total foreign exchange change in book/adjusted carrying value .....		0
9. Deduct current year's other than temporary impairment recognized .....		138
10. Book/adjusted carrying value at end of current period (Lines 1+2+3+4+5-6-7+8-9) .....	166,971,703	169,857,425
11. Deduct total nonadmitted amounts .....		0
12. Statement value at end of current period (Line 10 minus Line 11)	166,971,703	169,857,425

STATEMENT AS OF SEPTEMBER 30, 2012 OF THE UnitedHealthcare of Ohio, Inc.

SCHEDULE D - PART 1B

Showing the Acquisitions, Dispositions and Non-Trading Activity  
During the Current Quarter for all Bonds and Preferred Stock by Rating Class

	1 Book/Adjusted Carrying Value Beginning of Current Quarter	2 Acquisitions During Current Quarter	3 Dispositions During Current Quarter	4 Non-Trading Activity During Current Quarter	5 Book/Adjusted Carrying Value End of First Quarter	6 Book/Adjusted Carrying Value End of Second Quarter	7 Book/Adjusted Carrying Value End of Third Quarter	8 Book/Adjusted Carrying Value December 31 Prior Year
BONDS								
1. Class 1 (a) .....	243,136,936	216,548,988	236,517,356	(949,596)	239,800,818	243,136,936	222,218,972	168,601,787
2. Class 2 (a) .....	26,669,037	1,497,070	2,500,000	409,486	25,272,550	26,669,037	26,075,593	22,874,646
3. Class 3 (a) .....	0				0	0	0	0
4. Class 4 (a) .....	0				0	0	0	0
5. Class 5 (a) .....	0				0	0	0	0
6. Class 6 (a) .....	0				0	0	0	0
7. Total Bonds	269,805,973	218,046,058	239,017,356	(540,110)	265,073,368	269,805,973	248,294,565	191,476,433
PREFERRED STOCK								
8. Class 1 .....	0				0	0	0	0
9. Class 2 .....	0				0	0	0	0
10. Class 3 .....	0				0	0	0	0
11. Class 4 .....	0				0	0	0	0
12. Class 5 .....	0				0	0	0	0
13. Class 6 .....	0				0	0	0	0
14. Total Preferred Stock .....	0	0	0	0	0	0	0	0
15. Total Bonds and Preferred Stock	269,805,973	218,046,058	239,017,356	(540,110)	265,073,368	269,805,973	248,294,565	191,476,433

(a) Book/Adjusted Carrying Value column for the end of the current reporting period includes the following amount of non-rated short-term and cash equivalent bonds by NAIC designation: NAIC 1 \$ .....7,563,755 ; NAIC 2 \$ .....0 ; NAIC 3 \$ .....0 ;  
NAIC 4 \$ .....0 ; NAIC 5 \$ .....0 ; NAIC 6 \$ .....0

SCHEDULE DA - PART 1

Short-Term Investments

	1	2	3	4	5
	Book/Adjusted Carrying Value	Par Value	Actual Cost	Interest Collected Year-to-Date	Paid for Accrued Interest Year-to-Date
9199999 Totals	81,322,862	xxx	81,320,529	32,959	0

SCHEDULE DA - VERIFICATION

Short-Term Investments

	1	2
	Year To Date	Prior Year Ended December 31
1. Book/adjusted carrying value, December 31 of prior year .....	21,619,008	38,567,287
2. Cost of short-term investments acquired .....	784,913,125	981,378,533
3. Accrual of discount .....	3,695	8,651
4. Unrealized valuation increase (decrease) .....		0
5. Total gain (loss) on disposals .....	961	860
6. Deduct consideration received on disposals .....	725,213,927	998,336,323
7. Deduct amortization of premium .....		0
8. Total foreign exchange change in book/adjusted carrying value .....		0
9. Deduct current year's other than temporary impairment recognized .....		0
10. Book/adjusted carrying value at end of current period (Lines 1+2+3+4+5-6-7+8-9) .....	81,322,862	21,619,008
11. Deduct total nonadmitted amounts .....		0
12. Statement value at end of current period (Line 10 minus Line 11)	81,322,862	21,619,008

Schedule DB - Part A - Verification - Options, Caps, Floors, Collars, Swaps and Forwards  
**N O N E**

Schedule DB - Part B - Verification - Futures Contracts  
**N O N E**

Schedule DB - Part C - Section 1 - Replication (Synthetic Asset) Transactions (RSATs) Open  
**N O N E**

Schedule DB-Part C-Section 2-Reconciliation of Replication (Synthetic Asset) Transactions Open  
**N O N E**

Schedule DB - Verification - Book/Adjusted Carrying Value, Fair Value and Potential Exposure of  
Derivatives  
**N O N E**

SCHEDULE E - VERIFICATION

(Cash Equivalents)

	1	2
	Year To Date	Prior Year Ended December 31
1. Book/adjusted carrying value, December 31 of prior year .....	0	8,699,279
2. Cost of cash equivalents acquired .....	3,999,784	158,217,436
3. Accrual of discount .....	156	21,052
4. Unrealized valuation increase (decrease) .....		0
5. Total gain (loss) on disposals .....	21	1,278
6. Deduct consideration received on disposals .....	3,999,961	166,939,045
7. Deduct amortization of premium .....		0
8. Total foreign exchange change in book/adjusted carrying value .....		0
9. Deduct current year's other than temporary impairment recognized .....		0
10. Book/adjusted carrying value at end of current period (Lines 1+2+3+4+5-6-7+8-9) .....	0	0
11. Deduct total nonadmitted amounts .....		0
12. Statement value at end of current period (Line 10 minus Line 11)	0	0

Schedule A - Part 2 - Real Estate Acquired and Additions Made  
**N O N E**

Schedule A - Part 3 - Real Estate Disposed  
**N O N E**

Schedule B - Part 2 - Mortgage Loans Acquired  
**N O N E**

Schedule B - Part 3 - Mortgage Loans Disposed, Transferred or Repaid  
**N O N E**

Schedule BA - Part 2 - Other Long-Term Invested Assets Acquired  
**N O N E**

Schedule BA - Part 3 - Other Long-Term Invested Assets Disposed, Transferred or Repaid  
**N O N E**

STATEMENT AS OF SEPTEMBER 30, 2012 OF THE UnitedHealthcare of Ohio, Inc.

SCHEDULE D - PART 3

Show All Long-Term Bonds and Stock Acquired During the Current Quarter

1	2	3	4	5	6	7	8	9	10
CUSIP Identification	Description	Foreign	Date Acquired	Name of Vendor	Number of Shares of Stock	Actual Cost	Par Value	Paid for Accrued Interest and Dividends	NAIC Designation or Market Indicator (a)
167593-HL-9	Chicago IL O'Hare Arpt Rev Bond Non Call 5.000% 01/01/21		08/09/2012	Barclays Group Inc.		1,614,382	1,400,000	0	1FE
3199999	Subtotal - Bonds - U.S. Special Revenues					1,614,382	1,400,000	0	XXX
09256B-AD-9	Blackstone Hldg Fin Corp Note MW 50BP Prv Plc 4.750% 02/15/23		08/14/2012	Morgan Stanley		122,633	125,000	0	1FE
26875P-AK-7	EOG Resources Corp Note Call MW 20BP 2.625% 03/15/23		09/05/2012	JP Morgan Chase		596,286	600,000	0	1FE
345397-WB-5	Ford Motor Credit Corp Note Non Call 4.207% 04/15/16		09/21/2012	Tax Free Exchange		900,000	900,000	16,407	2FE
620076-AZ-2	Motorola Inc Corp Note MW 30BP 6.000% 11/15/17		09/24/2012	Cantor Fitzgerald		597,070	500,000	11,000	2FE
981464-DG-2	World Fin Ntwrk CC WFNMT 2012-C A ABS 2.230% 08/15/22		07/13/2012	Wachovia Bank		899,657	900,000	0	1FE
046353-AF-5	Astrazeneca PLC Corp Note MW 15BP 1.950% 09/18/19	F	09/11/2012	Goldman Sachs		998,760	1,000,000	0	1FE
3899999	Subtotal - Bonds - Industrial and Miscellaneous (Unaffiliated)					4,114,406	4,025,000	27,407	XXX
8399997	Total - Bonds - Part 3					5,728,788	5,425,000	27,407	XXX
8399998	Total - Bonds - Part 5					XXX	XXX	XXX	XXX
8399999	Total - Bonds					5,728,788	5,425,000	27,407	XXX
8999997	Total - Preferred Stocks - Part 3					0	XXX	0	XXX
8999998	Total - Preferred Stocks - Part 5					XXX	XXX	XXX	XXX
8999999	Total - Preferred Stocks					0	XXX	0	XXX
9799997	Total - Common Stocks - Part 3					0	XXX	0	XXX
9799998	Total - Common Stocks - Part 5					XXX	XXX	XXX	XXX
9799999	Total - Common Stocks					0	XXX	0	XXX
9899999	Total - Preferred and Common Stocks					0	XXX	0	XXX
9999999	Totals					5,728,788	XXX	27,407	XXX

(a) For all common stock bearing the NAIC market indicator "U" provide: the number of such issues



STATEMENT AS OF SEPTEMBER 30, 2012 OF THE UnitedHealthcare of Ohio, Inc.

SCHEDULE D - PART 4

Show All Long-Term Bonds and Stock Sold, Redeemed or Otherwise Disposed of During the Current Quarter

1	2			3	4	5	6	7	8	9	10	Change In Book/Adjusted Carrying Value					16	17	18	19	20	21	22
	CUSIP Ident-ification	Description		For-foreign	Disposal Date	Name of Purchaser	Number of Shares of Stock	Consid-eration	Par Value	Actual Cost	Prior Year Book/ Adjusted Carrying Value	11	12	13	14	15	Book/ Adjusted Carrying Value at Disposal Date	Foreign Exchange Gain (Loss) on Disposal	Realized Gain (Loss) on Disposal	Total Gain (Loss) on Disposal	Bond Interest/ Stock Dividends Received During Year	Stated Con-tractual Maturity Date	NAIC Desig-nation or Market In-dicator (a)
	36296Q-E7-0	GNMA Pool	697758 MBS	4.500%	04/15/24			81,343	81,343	84,864	84,549	0	(3,206)	0	(3,206)	0	81,343	0	0	0	2,135	04/15/2024	1
	36296Q-E7-0	GNMA Pool	697758 MBS	4.500%	04/15/24			56,609	56,609	59,059	58,839	0	(2,231)	0	(2,231)	0	56,609	0	0	0	1,698	04/15/2024	1
	36296Q-E7-0	GNMA Pool	697758 MBS	4.500%	04/15/24			4,686	4,686	4,888	4,870	0	(185)	0	(185)	0	4,686	0	0	0	158	04/15/2024	1
	36296Q-FA-2	GNMA Pool	697761 MBS	4.500%	04/15/24			26,809	26,809	27,969	27,868	0	(1,059)	0	(1,059)	0	26,809	0	0	0	704	04/15/2024	1
	36296Q-FA-2	GNMA Pool	697761 MBS	4.500%	04/15/24			32,463	32,463	33,868	33,746	0	(1,283)	0	(1,283)	0	32,463	0	0	0	974	04/15/2024	1
	36296Q-FA-2	GNMA Pool	697761 MBS	4.500%	04/15/24			5,660	5,660	5,905	5,884	0	(224)	0	(224)	0	5,660	0	0	0	191	04/15/2024	1
0599999. Subtotal - Bonds - U.S. Governments								207,570	207,570	216,553	215,756	0	(8,188)	0	(8,188)	0	207,570	0	0	0	5,860	XXX	XXX
	70914P-NZ-1	PA St GO Non Call	5.000%	07/15/15		08/09/2012	Merrill Lynch	678,246	600,000	700,764	691,138	0	(15,812)	0	(15,812)	0	675,326	0	2,920	2,920	32,417	07/15/2015	1FE
1799999. Subtotal - Bonds - U.S. States, Territories and Possessions								678,246	600,000	700,764	691,138	0	(15,812)	0	(15,812)	0	675,326	0	2,920	2,920	32,417	XXX	XXX
	59333R-AR-5	Miami Dade FL GO Non Call	5.375%	08/01/12		08/01/2012	Maturity	2,000,000	2,000,000	2,022,360	2,001,417	0	(1,417)	0	(1,417)	0	2,000,000	0	0	0	107,500	08/01/2012	1FE
2499999. Subtotal - Bonds - U.S. Political Subdivisions of States, Territories and Possessions								2,000,000	2,000,000	2,022,360	2,001,417	0	(1,417)	0	(1,417)	0	2,000,000	0	0	0	107,500	XXX	XXX
	312867-U6-8	FHLMC Pool	E73305 MBS	6.000%	11/01/13			426	426	401	418	0	8	0	8	0	426	0	0	0	15	11/01/2013	1
	312867-U6-8	FHLMC Pool	E73305 MBS	6.000%	11/01/13			238	238	224	233	0	5	0	5	0	238	0	0	0	10	11/01/2013	1
	312867-U6-8	FHLMC Pool	E73305 MBS	6.000%	11/01/13			246	246	231	241	0	5	0	5	0	246	0	0	0	11	11/01/2013	1
	3128PQ-O6-1	FHLMC Pool	J11377 MBS	4.500%	12/01/24			25,192	25,192	26,412	26,349	0	(1,158)	0	(1,158)	0	25,192	0	0	0	661	12/01/2024	1
	3128PQ-O6-1	FHLMC Pool	J11377 MBS	4.500%	12/01/24			22,130	22,130	22,101	22,101	0	(971)	0	(971)	0	21,130	0	0	0	634	12/01/2024	1
	3128PQ-O6-1	FHLMC Pool	J11377 MBS	4.500%	12/01/24			30,116	30,116	31,575	31,500	0	(1,384)	0	(1,384)	0	30,116	0	0	0	1,016	12/01/2024	1
	3128OS-Y7-5	FHLMC Pool	1G2534 MBS ARM	2.531%	10/01/36			3,231	3,231	3,242	3,241	0	(10)	0	(10)	0	3,231	0	0	0	44	10/01/2036	1
	3128OS-Y7-5	FHLMC Pool	1G2534 MBS ARM	2.531%	10/01/36			31,901	31,901	32,009	31,997	0	(97)	0	(97)	0	31,901	0	0	0	501	10/01/2036	1
	3128OS-Y7-5	FHLMC Pool	1G2534 MBS ARM	2.531%	10/01/36			17,173	17,173	17,231	17,225	0	(52)	0	(52)	0	17,173	0	0	0	304	10/01/2036	1
	3128S4-DN-4	FHLMC Pool	100109 MBS ARM	5.721%	09/01/36			40,193	40,193	40,312	40,295	0	(102)	0	(102)	0	40,193	0	0	0	1,344	09/01/2036	1
	3128S4-DN-4	FHLMC Pool	100109 MBS ARM	5.721%	09/01/36			56,379	56,379	56,546	56,522	0	(143)	0	(143)	0	56,379	0	0	0	2,155	09/01/2036	1
	3128S4-DN-4	FHLMC Pool	100109 MBS ARM	5.721%	09/01/36			88,603	88,603	88,866	88,828	0	(225)	0	(225)	0	88,603	0	0	0	3,809	09/01/2036	1
	31294J-XE-3	FHLMC Pool	E00677 MBS	6.000%	06/01/14			4,254	4,254	4,003	4,156	0	98	0	98	0	4,254	0	0	0	149	06/01/2014	1
	31294J-XE-3	FHLMC Pool	E00677 MBS	6.000%	06/01/14			3,575	3,575	3,364	3,492	0	82	0	82	0	3,575	0	0	0	143	06/01/2014	1
	31294J-XE-3	FHLMC Pool	E00677 MBS	6.000%	06/01/14			3,489	3,489	3,283	3,409	0	81	0	81	0	3,489	0	0	0	157	06/01/2014	1
	31358N-M5-8	FNMA FNR	1992-119 Z CMO	8.000%	07/25/22			472	472	473	470	0	2	0	2	0	472	0	0	0	22	07/25/2022	1
	31358N-M5-8	FNMA FNR	1992-119 Z CMO	8.000%	07/25/22			1,004	1,004	1,005	1,000	0	4	0	4	0	1,004	0	0	0	54	07/25/2022	1
	31358N-M5-8	FNMA FNR	1992-119 Z CMO	8.000%	07/25/22			482	482	482	480	0	2	0	2	0	482	0	0	0	29	07/25/2022	1
	31371G-TS-9	FNMA Pool	251761 MBS	6.500%	06/01/13			87	87	87	87	0	0	0	0	0	87	0	0	0	3	06/01/2013	1
	31371G-TS-9	FNMA Pool	251761 MBS	6.500%	06/01/13			83	83	84	83	0	0	0	0	0	83	0	0	0	4	06/01/2013	1
	31371G-TS-9	FNMA Pool	251761 MBS	6.500%	06/01/13			84	84	84	84	0	0	0	0	0	84	0	0	0	4	06/01/2013	1
	31371M-AA-5	FNMA Pool	255701 MBS	5.000%	04/01/25			3,410	3,410	3,422	3,419	0	(9)	0	(9)	0	3,410	0	0	0	99	04/01/2025	1
	31371M-AA-5	FNMA Pool	255701 MBS	5.000%	04/01/25			3,693	3,693	3,705	3,702	0	(9)	0	(9)	0	3,693	0	0	0	123	04/01/2025	1
	31371M-AA-5	FNMA Pool	255701 MBS	5.000%	04/01/25			3,309	3,309	3,321	3,318	0	(8)	0	(8)	0	3,309	0	0	0	124	04/01/2025	1
	31374S-2U-4	FNMA Pool	323087 MBS	6.000%	03/01/13			653	653	624	645	0	9	0	9	0	653	0	0	0	23	03/01/2013	1
	31374S-2U-4	FNMA Pool	323087 MBS	6.000%	03/01/13			558	558	533	550	0	8	0	8	0	558	0	0	0	22	03/01/2013	1
	31374S-2U-4	FNMA Pool	323087 MBS	6.000%	03/01/13			606	606	579	598	0	8	0	8	0	606	0	0	0	27	03/01/2013	1
	31374S-5U-1	FNMA Pool	323159 MBS	7.500%	04/01/28			316	316	317	317	0	0	0	0	0	316	0	0	0	14	04/01/2028	1
	31374S-5U-1	FNMA Pool	323159 MBS	7.500%	04/01/28			819	819	820	820	0	(1)	0	(1)	0	819	0	0	0	41	04/01/2028	1
	31374S-5U-1	FNMA Pool	323159 MBS	7.500%	04/01/28			866	866	868	868	0	(1)	0	(1)	0	866	0	0	0	49	04/01/2028	1
	31374T-RH-4	FNMA Pool	323688 MBS	7.500%	03/01/29			105	105	105	105	0	0	0	0	0	105	0	0	0	5	03/01/2029	1
	31374T-RH-4	FNMA Pool	323688 MBS	7.500%	03/01/29			27	27	27	27	0	0	0	0	0	27	0	0	0	1	03/01/2029	1
	31374T-RH-4	FNMA Pool	323688 MBS	7.500%	03/01/29			63	63	63	63	0	0	0	0	0	63	0	0	0	4	03/01/2029	1
	31376A-YZ-5	FNMA Pool	350028 MBS	7.500%	12/01/25			62	62	62	62	0	0	0	0	0	62	0	0	0	3	12/01/2025	1
	31376A-YZ-5	FNMA Pool	350028 MBS	7.500%	12/01/25			54	54	54	54	0	0	0	0	0	54	0	0	0	3	12/01/2025	1
	31376A-YZ-5	FNMA Pool	350028 MBS	7.500%	12/01/25			51	51	51	51	0	0	0	0	0	51	0	0	0	3	12/01/2025	1
	31379A-AK-1	FNMA Pool	413210 MBS	6.000%	04/01/28			0	0	0	0	0	0	0	0	0	0	0	0	0	0	04/01/2028	1
	31379A-AK-1	FNMA Pool	413210 MBS	6.000%	04/01/28			0	0	0	0	0	0	0	0	0	0	0	0	0	0	04/01/2028	1
	31379A-AK-1	FNMA Pool	413210 MBS	6.000%	04/01/28			0	0	0	0	0	0	0	0	0	0	0	0	0	0	04/01/2028	1
	31379J-4J-2	FNMA Pool	421225 MBS	6.500%	05/01/13			9	9	9	9	0	0	0	0	0	9	0	0	0	0	05/01/2013	1
	31379J-4J-2	FNMA Pool	421225 MBS	6.500%	05/01/13			9	9	9	9	0	0	0	0	0	9	0	0	0	0	05/01/2013	1
	31379J-4J-2	FNMA Pool	421225 MBS	6.500%	05/01/13			9	9	9	9	0	0	0	0	0	9	0	0	0	0	05/01/2013	1
	31379J-4N-3	FNMA Pool	421229 MBS	6.500%	05/01/13			62	62	62	61	0	0	0	0	0	62	0	0	0	2	05/01/2013	1
	31379J-4N-3	FNMA Pool	421229 MBS	6.500%	05/01/13			62	62	62	62	0	0	0	0	0	62	0	0	0	3	05/01/2013	1
	31379J-4N-3	FNMA Pool	421229 MBS	6.500%	05/01/13			62	62	63	62	0	0	0	0	0	62	0	0	0	3	05/01/2013	1
	31379J-S9-8	FNMA Pool	420944 MBS	6.500%	03/01/13			33	33	33	33	0	0	0	0	0	33	0	0	0	1	03/01/2013	1
	31379J-S9-8	FNMA Pool	420944 MBS	6.500%	03/01/13			33	33	33	33	0	0	0	0	0	33	0	0	0	1	03/01/2013	1

STATEMENT AS OF SEPTEMBER 30, 2012 OF THE UnitedHealthcare of Ohio, Inc.

SCHEDULE D - PART 4

Show All Long-Term Bonds and Stock Sold, Redeemed or Otherwise Disposed of During the Current Quarter

1	2	3	4	5	6	7	8	9	10	Change In Book/Adjusted Carrying Value					16	17	18	19	20	21	22
										11	12	13	14	15							
CUSIP Ident-ification	Description	For-foreign	Disposal Date	Name of Purchaser	Number of Shares of Stock	Consid-eration	Par Value	Actual Cost	Prior Year Book/ Adjusted Carrying Value	Unrealized Valuation Increase/ (Decrease)	Current Year's (Amor-tization)/ Accretion	Other Than Temporary Impairment Recogn-ized	Total Change in Book/ Adjusted Carrying Value (11 + 12 - 13)	Total Foreign Exchange Change in Book /Adjusted Carrying Value	Book/ Adjusted Carrying Value at Disposal Date	Foreign Exchange Gain (Loss) on Disposal	Realized Gain (Loss) on Disposal	Total Gain (Loss) on Disposal	Bond Interest/ Stock Dividends Received During Year	Stated Con-tractual Maturity Date	NAIC Desig-nation or Market In-dicator (a)
31379J-S9-8	FNMA Pool 420944 MBS 6.500% 03/01/13		09/01/2012	Paydown		.33	.33	.34	.33	.0	.0	.0	.0	.0	.33	.0	.0	.0	.2	03/01/2013	1
31379S-T8-9	FNMA Pool 428175 MBS 6.500% 05/01/13		07/01/2012	Paydown		.307	.307	.308	.306	.0	.1	.0	.1	.0	.307	.0	.0	.0	.12	05/01/2013	1
31379S-T8-9	FNMA Pool 428175 MBS 6.500% 05/01/13		08/01/2012	Paydown		.83	.83	.84	.83	.0	.0	.0	.0	.0	.83	.0	.0	.0	.4	05/01/2013	1
31379S-T8-9	FNMA Pool 428175 MBS 6.500% 05/01/13		09/01/2012	Paydown		.84	.84	.84	.83	.0	.0	.0	.0	.0	.84	.0	.0	.0	.4	05/01/2013	1
31380K-KF-6	FNMA Pool 442294 MBS 6.000% 10/01/28		07/01/2012	Paydown		.323	.323	.319	.319	.0	.3	.0	.3	.0	.323	.0	.0	.0	.11	10/01/2028	1
31380K-KF-6	FNMA Pool 442294 MBS 6.000% 10/01/28		08/01/2012	Paydown		.6	.6	.6	.6	.0	.0	.0	.0	.0	.6	.0	.0	.0	.0	10/01/2028	1
31380K-KF-6	FNMA Pool 442294 MBS 6.000% 10/01/28		09/01/2012	Paydown		.6	.6	.6	.6	.0	.0	.0	.0	.0	.6	.0	.0	.0	.0	10/01/2028	1
31382X-QP-8	FNMA Pool 495562 MBS 6.000% 05/01/14		07/01/2012	Paydown		2.884	2.884	2.781	2.839	.0	.45	.0	.45	.0	2.884	.0	.0	.0	.101	05/01/2014	1
31382X-QP-8	FNMA Pool 495562 MBS 6.000% 05/01/14		08/01/2012	Paydown		1.318	1.318	1.271	1.298	.0	.21	.0	.21	.0	1.318	.0	.0	.0	.53	05/01/2014	1
31382X-QP-8	FNMA Pool 495562 MBS 6.000% 05/01/14		09/01/2012	Paydown		1.535	1.535	1.481	1.511	.0	.24	.0	.24	.0	1.535	.0	.0	.0	.69	05/01/2014	1
31383C-V6-9	FNMA Pool 499337 MBS 7.500% 08/01/29		07/01/2012	Paydown		.85	.85	.85	.85	.0	.0	.0	.0	.0	.85	.0	.0	.0	.4	08/01/2029	1
31383C-V6-9	FNMA Pool 499337 MBS 7.500% 08/01/29		08/01/2012	Paydown		2.119	2.119	2.123	2.122	.0	(.3)	.0	(.3)	.0	2.119	.0	.0	.0	.106	08/01/2029	1
31383C-V6-9	FNMA Pool 499337 MBS 7.500% 08/01/29		09/01/2012	Paydown		.79	.79	.79	.79	.0	.0	.0	.0	.0	.79	.0	.0	.0	.4	08/01/2029	1
31385H-N8-1	FNMA Pool 545015 MBS 6.000% 06/01/16		07/01/2012	Paydown		4.171	4.171	4.124	4.138	.0	.33	.0	.33	.0	4.171	.0	.0	.0	.146	06/01/2016	1
31385H-N8-1	FNMA Pool 545015 MBS 6.000% 06/01/16		08/01/2012	Paydown		3.487	3.487	3.447	3.459	.0	.28	.0	.28	.0	3.487	.0	.0	.0	.139	06/01/2016	1
31385H-N8-1	FNMA Pool 545015 MBS 6.000% 06/01/16		09/01/2012	Paydown		3.304	3.304	3.266	3.277	.0	.26	.0	.26	.0	3.304	.0	.0	.0	.149	06/01/2016	1
31386X-ND-4	FNMA Pool 576488 MBS 6.000% 04/01/16		07/01/2012	Paydown		4.334	4.334	4.362	4.340	.0	(.6)	.0	(.6)	.0	4.334	.0	.0	.0	.152	04/01/2016	1
31386X-ND-4	FNMA Pool 576488 MBS 6.000% 04/01/16		08/01/2012	Paydown		4.282	4.282	4.310	4.288	.0	(.6)	.0	(.6)	.0	4.282	.0	.0	.0	.171	04/01/2016	1
31386X-ND-4	FNMA Pool 576488 MBS 6.000% 04/01/16		09/01/2012	Paydown		4.408	4.408	4.437	4.414	.0	(.6)	.0	(.6)	.0	4.408	.0	.0	.0	.198	04/01/2016	1
31386X-RX-6	FNMA Pool 576602 MBS 6.000% 12/01/13		07/01/2012	Paydown		3.189	3.189	3.187	3.179	.0	.9	.0	.9	.0	3.189	.0	.0	.0	.112	12/01/2013	1
31386X-RX-6	FNMA Pool 576602 MBS 6.000% 12/01/13		08/01/2012	Paydown		2.987	2.987	2.985	2.978	.0	.9	.0	.9	.0	2.987	.0	.0	.0	.119	12/01/2013	1
31386X-RX-6	FNMA Pool 576602 MBS 6.000% 12/01/13		09/01/2012	Paydown		2.285	2.285	2.283	2.278	.0	.7	.0	.7	.0	2.285	.0	.0	.0	.103	12/01/2013	1
31387D-J9-1	FNMA Pool 580888 MBS 6.000% 05/01/16		07/01/2012	Paydown		1.187	1.187	1.179	1.180	.0	.6	.0	.6	.0	1.187	.0	.0	.0	.42	05/01/2016	1
31387D-J9-1	FNMA Pool 580888 MBS 6.000% 05/01/16		08/01/2012	Paydown		1.250	1.250	1.242	1.244	.0	.7	.0	.7	.0	1.250	.0	.0	.0	.50	05/01/2016	1
31387D-J9-1	FNMA Pool 580888 MBS 6.000% 05/01/16		09/01/2012	Paydown		2.854	2.854	2.835	2.839	.0	.15	.0	.15	.0	2.854	.0	.0	.0	.128	05/01/2016	1
31387J-VT-0	FNMA Pool 585726 MBS 6.000% 05/01/16		07/01/2012	Paydown		2.876	2.876	2.827	2.845	.0	.31	.0	.31	.0	2.876	.0	.0	.0	.101	05/01/2016	1
31387J-VT-0	FNMA Pool 585726 MBS 6.000% 05/01/16		08/01/2012	Paydown		2.137	2.137	2.100	2.113	.0	.23	.0	.23	.0	2.137	.0	.0	.0	.85	05/01/2016	1
31387J-VT-0	FNMA Pool 585726 MBS 6.000% 05/01/16		09/01/2012	Paydown		1.587	1.587	1.560	1.570	.0	.17	.0	.17	.0	1.587	.0	.0	.0	.72	05/01/2016	1
31389D-QH-3	FNMA Pool 622456 MBS 6.000% 12/01/16		07/01/2012	Paydown		2.205	2.205	2.217	2.208	.0	(.2)	.0	(.2)	.0	2.205	.0	.0	.0	.77	12/01/2016	1
31389D-QH-3	FNMA Pool 622456 MBS 6.000% 12/01/16		08/01/2012	Paydown		5.010	5.010	5.035	5.015	.0	(.6)	.0	(.6)	.0	5.010	.0	.0	.0	.200	12/01/2016	1
31389D-QH-3	FNMA Pool 622456 MBS 6.000% 12/01/16		09/01/2012	Paydown		5.408	5.408	5.436	5.414	.0	(.6)	.0	(.6)	.0	5.408	.0	.0	.0	.243	12/01/2016	1
3138AY-AW-9	FNMA Pool AJ6320 MBS 3.500% 12/01/26		07/01/2012	Paydown		13.479	13.479	14.117	14.116	.0	(.638)	.0	(.638)	.0	13.479	.0	.0	.0	.275	12/01/2026	1
3138AY-AW-9	FNMA Pool AJ6320 MBS 3.500% 12/01/26		08/01/2012	Paydown		13.563	13.563	14.205	14.204	.0	(.642)	.0	(.642)	.0	13.563	.0	.0	.0	.316	12/01/2026	1
3138AY-AW-9	FNMA Pool AJ6320 MBS 3.500% 12/01/26		09/01/2012	Paydown		17.919	17.919	18.767	18.767	.0	(.848)	.0	(.848)	.0	17.919	.0	.0	.0	.470	12/01/2026	1
3138LT-Z5-0	FNMA Pool A03463 MBS 2.500% 05/01/27		07/01/2012	Paydown		15.053	15.053	15.467	.0	.0	(.414)	.0	(.414)	.0	15.053	.0	.0	.0	.31	05/01/2027	1
3138LT-Z5-0	FNMA Pool A03463 MBS 2.500% 05/01/27		08/01/2012	Paydown		13.595	13.595	13.969	.0	.0	(.374)	.0	(.374)	.0	13.595	.0	.0	.0	.57	05/01/2027	1
3138LT-Z5-0	FNMA Pool A03463 MBS 2.500% 05/01/27		09/01/2012	Paydown		15.706	15.706	16.137	.0	.0	(.432)	.0	(.432)	.0	15.706	.0	.0	.0	.98	05/01/2027	1
31410G-SS-8	FNMA Pool 889257 MBS 5.000% 04/01/21		07/01/2012	Paydown		93.296	93.296	99.346	98.784	.0	(.5.488)	.0	(.5.488)	.0	93.296	.0	.0	.0	2.721	04/01/2021	1
31410G-SS-8	FNMA Pool 889257 MBS 5.000% 04/01/21		08/01/2012	Paydown		54.415	54.415	57.944	57.616	.0	(.3.201)	.0	(.3.201)	.0	54.415	.0	.0	.0	1.814	04/01/2021	1
31410G-SS-8	FNMA Pool 889257 MBS 5.000% 04/01/21		09/01/2012	Paydown		72.188	72.188	76.869	76.435	.0	(.4.247)	.0	(.4.247)	.0	72.188	.0	.0	.0	2.707	04/01/2021	1
31414R-QC-2	FNMA Pool 973951 MBS 5.000% 04/01/23		07/01/2012	Paydown		26.437	26.437	27.965	27.845	.0	(.1.408)	.0	(.1.408)	.0	26.437	.0	.0	.0	.771	04/01/2023	1
31414R-QC-2	FNMA Pool 973951 MBS 5.000% 04/01/23		08/01/2012	Paydown		8.753	8.753	9.259	9.219	.0	(.466)	.0	(.466)	.0	8.753	.0	.0	.0	.292	04/01/2023	1
31414R-QC-2	FNMA Pool 973951 MBS 5.000% 04/01/23		09/01/2012	Paydown		18.520	18.520	19.591	19.506	.0	(.986)	.0	(.986)	.0	18.520	.0	.0	.0	.695	04/01/2023	1
31416X-RZ-5	FNMA Pool AB2303 MBS 3.500% 00																				

STATEMENT AS OF SEPTEMBER 30, 2012 OF THE UnitedHealthcare of Ohio, Inc.

SCHEDULE D - PART 4

Show All Long-Term Bonds and Stock Sold, Redeemed or Otherwise Disposed of During the Current Quarter

1	2	3	4	5	6	7	8	9	10	Change In Book/Adjusted Carrying Value					16	17	18	19	20	21	22
										11	12	13	14	15							
CUSIP Ident-ification	Description	For-foreign	Disposal Date	Name of Purchaser	Number of Shares of Stock	Consid-eration	Par Value	Actual Cost	Prior Year Book/ Adjusted Carrying Value	Unrealized Valuation Increase/ (Decrease)	Current Year's (Amor- tization)/ Accretion	Current Year's Other Than Temporary Impairment Recog- nized	Total Change in Book/ Adjusted Carrying Value (11 + 12 - 13)	Total Foreign Exchange Change in Book /Adjusted Carrying Value	Book/ Adjusted Carrying Value at Disposal Date	Foreign Exchange Gain (Loss) on Disposal	Realized Gain (Loss) on Disposal	Total Gain (Loss) on Disposal	Bond Interest/ Stock Dividends Received DuringYear	Stated Con-tractual Maturity Date	NAIC Desig- nation or Market In- dicator (a)
345397-VY-6	Ford Motor Credit Corp Note Non Call Prv Plc 4.207% 04/15/16		09/21/2012	Tax Free Exchange		900,000	900,000	900,000	0	0	0	0	0	0	900,000	0	0	0	16,407	04/15/2016	2FE
988498-AA-9	Yum! Brands Inc Corp Note Call 7.700% 07/01/12		07/01/2012	Maturity		1,600,000	1,600,000	1,749,456	1,614,057	0	(14,057)	0	(14,057)	0	1,600,000	0	0	0	123,200	07/01/2012	2FE
3899999. Subtotal - Bonds - Industrial and Miscellaneous (Unaffiliated)						2,500,000	2,500,000	2,649,456	1,614,057	0	(14,057)	0	(14,057)	0	2,500,000	0	0	0	139,607	XXX	XXX
8399997. Total - Bonds - Part 4						9,971,943	9,893,699	10,378,703	9,132,644	0	(109,200)	0	(109,200)	0	9,969,025	0	2,920	2,920	480,209	XXX	XXX
8399998. Total - Bonds - Part 5						XXX	XXX	XXX	XXX	XXX	XXX	XXX	XXX	XXX	XXX	XXX	XXX	XXX	XXX	XXX	XXX
8399999. Total - Bonds						9,971,943	9,893,699	10,378,703	9,132,644	0	(109,200)	0	(109,200)	0	9,969,025	0	2,920	2,920	480,209	XXX	XXX
8999997. Total - Preferred Stocks - Part 4						0	XXX	0	0	0	0	0	0	0	0	0	0	0	0	XXX	XXX
8999998. Total - Preferred Stocks - Part 5						XXX	XXX	XXX	XXX	XXX	XXX	XXX	XXX	XXX	XXX	XXX	XXX	XXX	XXX	XXX	XXX
8999999. Total - Preferred Stocks						0	XXX	0	0	0	0	0	0	0	0	0	0	0	0	XXX	XXX
9799997. Total - Common Stocks - Part 4						0	XXX	0	0	0	0	0	0	0	0	0	0	0	0	XXX	XXX
9799998. Total - Common Stocks - Part 5						XXX	XXX	XXX	XXX	XXX	XXX	XXX	XXX	XXX	XXX	XXX	XXX	XXX	XXX	XXX	XXX
9799999. Total - Common Stocks						0	XXX	0	0	0	0	0	0	0	0	0	0	0	0	XXX	XXX
9899999. Total - Preferred and Common Stocks						0	XXX	0	0	0	0	0	0	0	0	0	0	0	0	XXX	XXX
9999999 - Totals						9,971,943	XXX	10,378,703	9,132,644	0	(109,200)	0	(109,200)	0	9,969,025	0	2,920	2,920	480,209	XXX	XXX

(a) For all common stock bearing the NAIC market indicator "U" provide: the number of such issues.....

Schedule DB - Part A - Section 1 - Options, Caps, Floors, Collars, Swaps and Forwards Open  
**N O N E**

Schedule DB - Part B - Section 1 - Futures Contracts Open  
**N O N E**

Schedule DB - Part B - Section 1B - Brokers with whom cash deposits have been made  
**N O N E**

Schedule DB - Part D - Counterparty Exposure for Derivative Instruments Open  
**N O N E**

Schedule DL - Part 1 - Reinvested Collateral Assets Owned  
**N O N E**

Schedule DL - Part 2 - Reinvested Collateral Assets Owned  
**N O N E**

## SCHEDULE E - PART 1 - CASH

E11

STATEMENT AS OF SEPTEMBER 30, 2012 OF THE UnitedHealthcare of Ohio, Inc.

**SCHEDULE E - PART 2 - CASH EQUIVALENTS**

Show Investments Owned End of Current Quarter

1	2	3	4	5	6	7	8
Description	Code	Date Acquired	Rate of Interest	Maturity Date	Book/Adjusted Carrying Value	Amount of Interest Due and Accrued	Amount Received During Year
NONE							
8699999 - Total Cash Equivalents							