



QUARTERLY STATEMENT

AS OF SEPTEMBER 30, 2012
OF THE CONDITION AND AFFAIRS OF THE

MENNONITE MUTUAL INSURANCE COMPANY

NAIC Group Code	0000	0000	NAIC Company Code	17299	Employer's ID Number	34-0396080
	(Current Period)	(Prior Period)				
Organized under the Laws of	Ohio		State of Domicile or Port of Entry	Ohio		
Country of Domicile	United States					
Incorporated/Organized	02/01/1905		Commenced Business	02/01/1895		
Statutory Home Office	1000 South Main Street		Orrville, OH 44667-0300			
	(Street and Number)		(City or Town, State and Zip Code)			
Main Administrative Office	1000 South Main Street		Orrville, OH 44667-0300		330-683-3730-21	
	(Street and Number)		(City or Town, State and Zip Code)		(Area Code) (Telephone Number)	
Mail Address	PO Box 300		Orrville, OH 44667-0300			
	(Street and Number or P.O. Box)		(City or Town, State and Zip Code)			
Primary Location of Books and Records	1000 South Main Street		Orrville, OH 44667-0300		330-683-3730-118	
	(Street and Number)		(City or Town, State and Zip Code)		(Area Code) (Telephone Number)	
Internet Web Site Address	mennonitemutual.com					
Statutory Statement Contact	Ric Hochstetler		330-683-3730-118			
	(Name)		(Area Code) (Telephone Number) (Extension)			
	rhochstetler@mennonitemutual.com		330-683-2083			
	(E-Mail Address)		(Fax Number)			

OFFICERS

Name	Title	Name	Title
DAVID LUTHER LEHMAN	President	GEORGE BIXLER JR	Secretary
DAVID LUTHER LEHMAN	Treasurer		

OTHER OFFICERS

J MARK ZOOK	Vice-President of Underwriting	J TODD NEVILLE	Vice-President of Claims
-------------	--------------------------------	----------------	--------------------------

DIRECTORS OR TRUSTEES

ROBERT EUGENE ASCHILMAN	GEORGE BIXLER JR	PAUL BONTRAGER	DAVID LUTHER LEHMAN
MORRIS STUTZMAN	CRAIG THOMAS MERCER	DONALD DRAVENSTOTT	TYSON L STUCKEY

State ofOhio.....
County ofWayne.....

ss

The officers of this reporting entity being duly sworn, each depose and say that they are the described officers of said reporting entity, and that on the reporting period stated above, all of the herein described assets were the absolute property of the said reporting entity, free and clear from any liens or claims thereon, except as herein stated, and that this statement, together with related exhibits, schedules and explanations therein contained, annexed or referred to, is a full and true statement of all the assets and liabilities and of the condition and affairs of the said reporting entity as of the reporting period stated above, and of its income and deductions therefrom for the period ended, and have been completed in accordance with the NAIC Annual Statement Instructions and Accounting Practices and Procedures manual except to the extent that: (1) state law may differ; or, (2) that state rules or regulations require differences in reporting not related to accounting practices and procedures, according to the best of their information, knowledge and belief, respectively. Furthermore, the scope of this attestation by the described officers also includes the related corresponding electronic filing with the NAIC, when required, that is an exact copy (except for formatting differences due to electronic filing) of the enclosed statement. The electronic filing may be requested by various regulators in lieu of or in addition to the enclosed statement.

DAVID LUTHER LEHMAN President	GEORGE BIXLER, JR Secretary	DAVID LUTHER LEHMAN Treasurer
Subscribed and sworn to before me this 14 day of Nov , 2012		a. Is this an original filing? Yes [X] No []
Melanie J Alger, Notary Public April 9, 2016		b. If no, 1. State the amendment number 2. Date filed 3. Number of pages attached

STATEMENT AS OF SEPTEMBER 30, 2012 OF THE MENNONITE MUTUAL INSURANCE COMPANY

ASSETS

	Current Statement Date			4 December 31 Prior Year Net Admitted Assets
	1 Assets	2 Nonadmitted Assets	3 Net Admitted Assets (Cols. 1 - 2)	
1. Bonds	11,838,724		11,838,724	11,600,633
2. Stocks:				
2.1 Preferred stocks			0	0
2.2 Common stocks	1,473,440		1,473,440	1,338,338
3. Mortgage loans on real estate:				
3.1 First liens			0	0
3.2 Other than first liens			0	58,491
4. Real estate:				
4.1 Properties occupied by the company (less \$ encumbrances).....	937,655		937,655	786,008
4.2 Properties held for the production of income (less \$ encumbrances)			0	0
4.3 Properties held for sale (less \$ encumbrances)			0	0
5. Cash (\$(700,737)), cash equivalents (\$0) and short-term investments (\$1,835,914)	1,135,177		1,135,177	2,724,492
6. Contract loans (including \$premium notes)			0	0
7. Derivatives			0	0
8. Other invested assets	0		0	0
9. Receivables for securities			0	0
10. Securities lending reinvested collateral assets.....			0	0
11. Aggregate write-ins for invested assets	0	0	0	0
12. Subtotals, cash and invested assets (Lines 1 to 11)	15,384,996	0	15,384,996	16,507,962
13. Title plants less \$charged off (for Title insurers only)			0	0
14. Investment income due and accrued	101,146		101,146	75,646
15. Premiums and considerations:				
15.1 Uncollected premiums and agents' balances in the course of collection	300,189		300,189	311,595
15.2 Deferred premiums, agents' balances and installments booked but deferred and not yet due (including \$earned but unbilled premiums).....	2,575,724		2,575,724	2,510,732
15.3 Accrued retrospective premiums			0	0
16. Reinsurance:				
16.1 Amounts recoverable from reinsurers	222,965		222,965	0
16.2 Funds held by or deposited with reinsured companies			0	0
16.3 Other amounts receivable under reinsurance contracts			0	0
17. Amounts receivable relating to uninsured plans			0	0
18.1 Current federal and foreign income tax recoverable and interest thereon	193,194		193,194	93,194
18.2 Net deferred tax asset.....	521,781	157,678	364,103	434,109
19. Guaranty funds receivable or on deposit			0	0
20. Electronic data processing equipment and software	128,072	125,203	2,869	24,171
21. Furniture and equipment, including health care delivery assets (\$)	96,136	96,136	0	0
22. Net adjustment in assets and liabilities due to foreign exchange rates			0	0
23. Receivables from parent, subsidiaries and affiliates			0	0
24. Health care (\$) and other amounts receivable.....			0	0
25. Aggregate write-ins for other than invested assets	26,731	131	26,600	26,600
26. Total assets excluding Separate Accounts, Segregated Accounts and Protected Cell Accounts (Lines 12 to 25)	19,550,934	379,148	19,171,786	19,984,009
27. From Separate Accounts, Segregated Accounts and Protected Cell Accounts.....			0	0
28. Total (Lines 26 and 27)	19,550,934	379,148	19,171,786	19,984,009
DETAILS OF WRITE-INS				
1101.				
1102.				
1103.				
1198. Summary of remaining write-ins for Line 11 from overflow page	0	0	0	0
1199. Totals (Lines 1101 through 1103 plus 1198)(Line 11 above)	0	0	0	0
2501. Workers Comp Deposit.....	131	131	0	0
2502. Federal Home Loan Bank.....	26,600	0	26,600	26,600
2503.				
2598. Summary of remaining write-ins for Line 25 from overflow page	0	0	0	0
2599. Totals (Lines 2501 through 2503 plus 2598)(Line 25 above)	26,731	131	26,600	26,600

LIABILITIES, SURPLUS AND OTHER FUNDS

	1 Current Statement Date	2 December 31, Prior Year
1. Losses (current accident year \$)	1,664,432	1,593,926
2. Reinsurance payable on paid losses and loss adjustment expenses		0
3. Loss adjustment expenses	157,200	160,200
4. Commissions payable, contingent commissions and other similar charges	785,843	740,182
5. Other expenses (excluding taxes, licenses and fees)	159,142	147,113
6. Taxes, licenses and fees (excluding federal and foreign income taxes)	147,341	135,652
7.1 Current federal and foreign income taxes (including \$ on realized capital gains (losses))		0
7.2 Net deferred tax liability		0
8. Borrowed money \$ and interest thereon \$		0
9. Unearned premiums (after deducting unearned premiums for ceded reinsurance of \$ and including warranty reserves of \$ and accrued accident and health experience rating refunds including \$ for medical loss ratio rebate per the Public Health Service Act)	6,192,699	6,599,623
10. Advance premium	261,121	250,301
11. Dividends declared and unpaid:		
11.1 Stockholders		0
11.2 Policyholders		0
12. Ceded reinsurance premiums payable (net of ceding commissions)	(212,392)	105,321
13. Funds held by company under reinsurance treaties		0
14. Amounts withheld or retained by company for account of others	661	1,241
15. Remittances and items not allocated	8,544	7,076
16. Provision for reinsurance		0
17. Net adjustments in assets and liabilities due to foreign exchange rates		0
18. Drafts outstanding		0
19. Payable to parent, subsidiaries and affiliates		0
20. Derivatives		0
21. Payable for securities		0
22. Payable for securities lending		0
23. Liability for amounts held under uninsured plans		0
24. Capital notes \$ and interest thereon \$		0
25. Aggregate write-ins for liabilities	0	0
26. Total liabilities excluding protected cell liabilities (Lines 1 through 25)	9,164,591	9,740,635
27. Protected cell liabilities		0
28. Total liabilities (Lines 26 and 27)	9,164,591	9,740,635
29. Aggregate write-ins for special surplus funds	0	0
30. Common capital stock		0
31. Preferred capital stock		0
32. Aggregate write-ins for other than special surplus funds	0	0
33. Surplus notes		0
34. Gross paid in and contributed surplus		0
35. Unassigned funds (surplus)	10,007,195	10,243,374
36. Less treasury stock, at cost:		
36.1 shares common (value included in Line 30 \$)		0
36.2 shares preferred (value included in Line 31 \$)		0
37. Surplus as regards policyholders (Lines 29 to 35, less 36)	10,007,195	10,243,374
38. Totals (Page 2, Line 28, Col. 3)	19,171,786	19,984,009
DETAILS OF WRITE-INS		
2501.		
2502.		
2503.		
2598. Summary of remaining write-ins for Line 25 from overflow page	0	0
2599. Totals (Lines 2501 through 2503 plus 2598) (Line 25 above)	0	0
2901.		
2902.		
2903.		
2998. Summary of remaining write-ins for Line 29 from overflow page	0	0
2999. Totals (Lines 2901 through 2903 plus 2998) (Line 29 above)	0	0
3201.		
3202.		
3203.		
3298. Summary of remaining write-ins for Line 32 from overflow page	0	0
3299. Totals (Lines 3201 through 3203 plus 3298) (Line 32 above)	0	0

STATEMENT OF INCOME

	1 Current Year to Date	2 Prior Year to Date	3 Prior Year Ended December 31
UNDERWRITING INCOME			
1. Premiums earned:			
1.1 Direct (written \$ 9,577,229)	9,983,944	9,672,379	13,022,890
1.2 Assumed (written \$)		0	22,300
1.3 Ceded (written \$ 2,372,644)	2,372,435	1,707,510	2,306,937
1.4 Net (written \$ 7,204,585)	7,611,509	7,964,869	10,738,253
DEDUCTIONS:			
2. Losses incurred (current accident year \$):			
2.1 Direct	8,066,543	4,790,326	6,146,958
2.2 Assumed		0	3,140
2.3 Ceded	3,511,156	272,500	313,269
2.4 Net	4,555,387	4,517,826	5,836,829
3. Loss adjustment expenses incurred	880,190	820,749	1,108,788
4. Other underwriting expenses incurred	2,754,701	3,068,689	4,091,655
5. Aggregate write-ins for underwriting deductions	0	0	0
6. Total underwriting deductions (Lines 2 through 5)	8,190,278	8,407,264	11,037,272
7. Net income of protected cells		0	0
8. Net underwriting gain (loss) (Line 1 minus Line 6 + Line 7)	(578,769)	(442,395)	(299,019)
INVESTMENT INCOME			
9. Net investment income earned	241,083	277,090	402,051
10. Net realized capital gains (losses) less capital gains tax of \$	5,876	17,161	28,688
11. Net investment gain (loss) (Lines 9 + 10)	246,959	294,251	430,739
OTHER INCOME			
12. Net gain or (loss) from agents' or premium balances charged off (amount recovered \$ amount charged off \$)		0	0
13. Finance and service charges not included in premiums	78,116	88,404	117,636
14. Aggregate write-ins for miscellaneous income	(23,386)	(26,904)	(42,780)
15. Total other income (Lines 12 through 14)	54,730	61,500	74,856
16. Net income before dividends to policyholders, after capital gains tax and before all other federal and foreign income taxes (Lines 8 + 11 + 15)	(277,080)	(86,644)	206,576
17. Dividends to policyholders		0	0
18. Net income, after dividends to policyholders, after capital gains tax and before all other federal and foreign income taxes (Line 16 minus Line 17)	(277,080)	(86,644)	206,576
19. Federal and foreign income taxes incurred		4,867	69,996
20. Net income (Line 18 minus Line 19)(to Line 22)	(277,080)	(91,511)	136,580
CAPITAL AND SURPLUS ACCOUNT			
21. Surplus as regards policyholders, December 31 prior year	10,243,374	9,861,758	9,861,758
22. Net income (from Line 20)	(277,080)	(91,511)	136,580
23. Net transfers (to) from Protected Cell accounts		0	0
24. Change in net unrealized capital gains or (losses) less capital gains tax of \$	142,629	(133,690)	(5,601)
25. Change in net unrealized foreign exchange capital gain (loss)		0	0
26. Change in net deferred income tax	(70,005)	81,655	15,840
27. Change in nonadmitted assets	(31,723)	11,865	234,797
28. Change in provision for reinsurance		0	0
29. Change in surplus notes		0	0
30. Surplus (contributed to) withdrawn from protected cells		0	0
31. Cumulative effect of changes in accounting principles		0	0
32. Capital changes:			
32.1 Paid in		0	0
32.2 Transferred from surplus (Stock Dividend)		0	0
32.3 Transferred to surplus		0	0
33. Surplus adjustments:			
33.1 Paid in		0	0
33.2 Transferred to capital (Stock Dividend)		0	0
33.3 Transferred from capital		0	0
34. Net remittances from or (to) Home Office		0	0
35. Dividends to stockholders		0	0
36. Change in treasury stock		0	0
37. Aggregate write-ins for gains and losses in surplus	0	0	0
38. Change in surplus as regards policyholders (Lines 22 through 37)	(236,179)	(131,681)	381,616
39. Surplus as regards policyholders, as of statement date (Lines 21 plus 38)	10,007,195	9,730,077	10,243,374
DETAILS OF WRITE-INS			
0501.			
0502.			
0503.			
0598. Summary of remaining write-ins for Line 5 from overflow page	0	0	0
0599. TOTALS (Lines 0501 through 0503 plus 0598) (Line 5 above)	0	0	0
1401. MISC.	(23,386)	(26,904)	(42,780)
1402.		0	0
1403.		0	0
1498. Summary of remaining write-ins for Line 14 from overflow page	0	0	0
1499. TOTALS (Lines 1401 through 1403 plus 1498) (Line 14 above)	(23,386)	(26,904)	(42,780)
3701.			
3702.			
3703.			
3798. Summary of remaining write-ins for Line 37 from overflow page	0	0	0
3799. TOTALS (Lines 3701 through 3703 plus 3798) (Line 37 above)	0	0	0

CASH FLOW

	1 Current Year To Date	2 Prior Year To Date	3 Prior Year Ended December 31
Cash from Operations			
1. Premiums collected net of reinsurance.....	6,844,106	7,747,734	11,032,775
2. Net investment income	313,389	325,236	516,198
3. Miscellaneous income	54,730	61,500	74,856
4. Total (Lines 1 to 3)	7,212,225	8,134,470	11,623,829
5. Benefit and loss related payments	4,707,846	4,478,336	5,281,454
6. Net transfers to Separate Accounts, Segregated Accounts and Protected Cell Accounts.....	0	0	0
7. Commissions, expenses paid and aggregate write-ins for deductions	3,797,313	3,890,474	5,084,407
8. Dividends paid to policyholders	0	0	0
9. Federal and foreign income taxes paid (recovered) net of \$ tax on capital gains (losses).....	(40,011)	418,434	291,556
10. Total (Lines 5 through 9)	8,465,148	8,787,244	10,657,417
11. Net cash from operations (Line 4 minus Line 10)	(1,252,923)	(652,774)	966,412
Cash from Investments			
12. Proceeds from investments sold, matured or repaid:			
12.1 Bonds	1,841,441	6,191,952	7,397,857
12.2 Stocks	175,473	0	0
12.3 Mortgage loans	58,491	18,686	20,517
12.4 Real estate	0	0	0
12.5 Other invested assets	0	0	0
12.6 Net gains or (losses) on cash, cash equivalents and short-term investments	0	0	0
12.7 Miscellaneous proceeds	170,549	29,933	0
12.8 Total investment proceeds (Lines 12.1 to 12.7)	2,245,954	6,240,571	7,418,374
13. Cost of investments acquired (long-term only):			
13.1 Bonds	2,135,595	7,341,981	8,383,074
13.2 Stocks	175,473	0	0
13.3 Mortgage loans	0	0	0
13.4 Real estate	171,580	0	0
13.5 Other invested assets	0	0	0
13.6 Miscellaneous applications	0	0	0
13.7 Total investments acquired (Lines 13.1 to 13.6)	2,482,648	7,341,981	8,383,074
14. Net increase (or decrease) in contract loans and premium notes	0	0	0
15. Net cash from investments (Line 12.8 minus Line 13.7 and Line 14)	(236,694)	(1,101,410)	(964,700)
Cash from Financing and Miscellaneous Sources			
16. Cash provided (applied):			
16.1 Surplus notes, capital notes	0	0	0
16.2 Capital and paid in surplus, less treasury stock.....	0	0	0
16.3 Borrowed funds	0	0	0
16.4 Net deposits on deposit-type contracts and other insurance liabilities	0	0	0
16.5 Dividends to stockholders	0	0	0
16.6 Other cash provided (applied).....	(99,698)	43,373	(88,951)
17. Net cash from financing and miscellaneous sources (Line 16.1 through Line 16.4 minus Line 16.5 plus Line 16.6)	(99,698)	43,373	(88,951)
RECONCILIATION OF CASH, CASH EQUIVALENTS AND SHORT-TERM INVESTMENTS			
18. Net change in cash, cash equivalents and short-term investments (Line 11, plus Lines 15 and 17)	(1,589,315)	(1,710,811)	(87,239)
19. Cash, cash equivalents and short-term investments:			
19.1 Beginning of year.....	2,724,492	2,811,731	2,811,731
19.2 End of period (Line 18 plus Line 19.1)	1,135,177	1,100,920	2,724,492

NOTES TO FINANCIAL STATEMENTS

NOTE I - SUMMARY OF SIGNIFICANT ACCOUNTING POLICIES

A. The financial statements of Mennonite Mutual Insurance Company are presented on the basis of accounting practices prescribed or permitted by the Ohio Insurance Department.

The Ohio Insurance Department recognizes only statutory accounting practices prescribed or permitted by the State of Ohio for determining and reporting the financial condition and results of operations of an insurance company, for determining its solvency under the Ohio Insurance Commissioners ("NAIC") Accounting Practices and Procedures Manual version effective January 1, 2001 ("NAIC SAP") has been adopted as a component of prescribed or permitted practices by the State of Ohio.

A reconciliation of the Company's net income and capital and surplus between NAIC SAP and practices prescribed and permitted by the State of ABC is shown below:

	State of Domicile	2012	2011
(1) Net Income ABC state basis	OH	(277,080)	136,580
(2) State Prescribed Practices (Income): Depreciation of fixed assets			
(3) State Permitted Practices (Income): Depreciation, home office property.			
(4) Net Income, NAIC SAP		(277,080)	136,580
2 (5) Statutory Surplus ABC basis		10,007,195	10,243,374
(6) State Prescribed Practices (Surplus): Goodwill, net Fixed Assets, net			
(7) State Permitted Practices (Surplus): Home Office Property			
(8) Statutory Surplus, NAIC SAP		10,007,195	10,243,374

B. Use of Estimates in the Preparation of Financial Statements

The preparation of financial statements in conformity with Statutory Accounting Principles requires management to make estimates and assumptions that affect the reported amounts of assets and liabilities at the date of the financial statements and the reported amounts of revenue and expenses during the period. Actual results could differ from those estimates.

C. Accounting Policy

Premiums are earned over the terms of the related insurance policies and reinsurance contracts. Unearned premium reserves are established to cover the unexpired portion of premiums written. Such reserves are computed by pro rata methods for direct business and are based on reports received from ceding companies for reinsurance.

Expenses incurred in connection with acquiring new insurance business, including such acquisition costs as sales commissions, are charged to operations as incurred. Expenses incurred are reduced for ceding allowances received or receivable.

Reinsurance recoverables are estimates of paid and unpaid losses collectible from the Company's reinsurers. The amounts ultimately collected may be more or less than these estimates. Any adjustments of these estimates is reflected in income as they are determined. The Company periodically reviews the financial condition of its reinsurers and amounts recoverable therefrom, recording an allowance when necessary for uncollectible reinsurance.

NOTES TO FINANCIAL STATEMENTS

The capitalization policy for fixed assets has not changed from prior year.

In addition the Company uses the following accounting policies:

1. Short-Term investments are stated at cost, which is also their fair value.
2. Bonds are stated at amortized cost using the interest method unless required by the NAIC to be carried at fair value.
3. Common stocks are stated at fair value except the stock of its uncombined subsidiary is carried on the equity basis.
4. Preferred stocks are stated at fair value.
5. Mortgage loans - are valued at unpaid balance.
6. Loan backed securities are stated at amortized cost using the interest method unless required by the NAIC to be carried at fair value.
7. Investments in Subsidiary, Controlled and Affiliated Entities
The Company carries Orrville Insurance Agency, Inc. at GAAP equity.
8. Joint Ventures, Partnerships, and Limited Liability Companies - N/A
9. Derivatives - N/A
10. The Company anticipates investment income as a factor in the premium deficiency calculation
11. Unpaid Claims, Losses and Loss Adjusting Expenses
Unpaid losses and loss adjustment expenses including an amount determined from individual case estimates and loss reports and an amount, based on past experience, for losses incurred but not reported. Such liabilities are necessarily based on assumptions and estimates and while management believes the amount is adequate, the ultimate liability may be in excess of or less than the amount provided. The methods for making such estimates and for establishing the resulting liability are continually reviewed, and any adjustments are reflected in the period determined.

12. Capitalization policy - no change

13. Pharmaceutical rebate receivables - N/A

NOTE 2 - ACCOUNTING CHANGES AND CORRECTIONS OF ERRORS

A. (Description of above other than results from codification)

B. The Company prepares its statutory financial statements in conformity with accounting practices prescribed or permitted by the State of Ohio. Effective January 1, 2001, the State of Ohio required that insurance companies domiciled in the State of Ohio prepare their statutory basis financial statements in accordance with the NAIC Accounting

Practices Procedures Manual - Version effective January 1, 2001, subject to any deviations prescribed or p the State of Ohio Insurance Commisssioners.

As a result of these changes, the Company reported a change of accounting principle, as an adjustment which increased unassigned funds of \$95,541 as of January 1, 2001. Included in this total adjustment is an increase in unassigned funds of approximately \$95,541 related to deferred tax assets.

NOTE 3 - BUSINESS COMBINATIONS AND GOODWILL - N/A

NOTE 4 - DISCONTINUED OPERATIONS - N/A

NOTE 5 - INVESTMENTS

NOTES TO FINANCIAL STATEMENTS

A. Mortgage Loans - N/A

B. Debt Restructuring - N/A

C. Reverse Mortgages - N/A

D. Loan Backed and Structured Securities -

Prepayment assumptions for mortgage-backed/loan-backed and structured securities were obtained from broker dealer survey values or internal estimates.

E. Repurchase, Reverse Repurchase, and Dollar Repurchase Agreements

For repurchase agreements, Company policies require a minimum of 102% of the fair value of securities purchased under repurchase agreements to be maintained as collateral. Cash collateral received is invested in short-term investments and the offsetting collateral liability is included in "Miscellaneous liabilities".

F. Real Estate

G. Investment in low income Housing

NOTE 6 - INVESTMENTS IN JOINT VENTURES, PARTNERSHIPS, AND LLC'S - N/A

NOTE 7 - INVESTMENT INCOME - N/A

NOTE 8 – DERIVATIVES – N/A

NOTE 9 - INCOME TAXES

A. Components of Net Deferred Tax Assets (Liabilities) at September 30, 2012 and 2011 are as follows:

	Sept 30, 2012	December 31, 2011
Gross deferred tax assets	\$ 602,485	\$ 623,997
Gross deferred tax liabilities	<u>(80,704)</u>	<u>(32,210)</u>
Net deferred tax asset	521,781	591,787
Nonadmitted deferred tax assets	<u>(157,678)</u>	<u>(157,678)</u>
Admitted deferred tax asset	<u>\$ 364,103</u>	<u>434,109</u>
Increase (decrease) in non-admitted Deferred tax assets	<u>\$ (70,006)</u>	<u>\$226,709</u>

NOTE 10 - INFORMATION CONCERNING PARENTS, SUBSIDIARIES, AND AFFILIATES

All outstanding shares of the Orrville Insurance Agency are owned by the Mennonite Mutual Insurance Company domiciled in the state of Ohio.

NOTE 11 - DEBT - N/A

NOTE 12 - BENEFIT PLANS

The Company has provided its employees with a 401 (K) retirement plan. The company also makes an additional contribution each year for all qualified employees.

NOTE 13 - CAPITAL AND SURPLUS AND SHAREHOLDERS' AND POLICYHOLDERS' DIVIDEND RESTRICTIONS

1. N/A

NOTES TO FINANCIAL STATEMENTS

2. The Company has no preferred stock outstanding.

3. N/A

4. N/A

5. There were no restrictions placed on the Company's surplus, including for whom the surplus is being held.

6. N/A

7. N/A

8. N/A

9. The portion of unassigned funds (surplus) represented or reduced by each item below is as follows:

1. unrealized gains and losses:	142,629
2. nonadmitted asset values:	(31,723)
3. provision for reinsurance:	0

10. N/A

NOTE 14 - CONTINGENCIES

A. Liabilities, Contingencies and Impairment of Assets

Various lawsuits against the Company regarding questions of coverage have arisen in the course of the Company's business. Contingent liabilities arising from litigation and other matters are not considered material in relation to the financial position of the Company.

B. Guarantee Fund and Other Assessments

C. Gain Contingencies

D. All Other

NOTE 15 - LEASES - N/A

NOTE 16 - FINANCIAL INSTRUMENTS AND OFF-BALANCE SHEET RISK - N/A

NOTE 17 - TRANSFERS AND SERVICING OF FINANCIAL ASSETS AND EXTINGUISHMENTS OF LIABILITIES - N/A

NOTE 18 - UNINSURED PLANS - NA

NOTE 19 - MANAGING GENERAL AGENTS/THIRD PARTY ADMINISTRATORS - NA

NOTE 20 – FAIR VALUE MEASUREMENT

Fair values are based on quoted market prices when available. The Company's financial assets and liabilities carried at fair value have been classified, for disclosure purposes, based on Statutory Accounting Principle No. 100, Fair Value Measurements. Level 1 inputs consist of unadjusted quoted prices for identical assets and liabilities in active markets accessible at the measurement date. Level 2 inputs consist of quoted prices for similar assets and liabilities in active markets, quoted prices from those willing to trade markets that are not active, or other inputs that are observable or can be confirmed by market data for the term of the instrument. Level 3 inputs consist of unobservable inputs (supported by little or no market activity) and reflect the Company's best estimate of what hypothetical market participants would use to determine a transaction price for the asset or liability at the reporting date.

The following table provides information as of September 30, 2012 about the Company's financial assets measured at fair value on a recurring basis:

NOTES TO FINANCIAL STATEMENTS

	Quoted Prices in Active Markets for Identical Assets (Level 1)	Significant Other Observable Inputs (Level 2)	Significant Unobservable Inputs (Level 3)	Total at June 30, 2012
Common Stock	1,407,230	66,110	100	1,473,440
Total	1,407,230	66,110	100	1,473,440

The following summarized the changes in assets classified in Level 3 for 2012

	Common stock of affiliate
Balance at January 01, 2012	100
Unrealized gain included in surplus	0
Balance at September 30, 2012	100

NOTE 21 – OTHER ITEMS - N/A

NOTE 22 – EVENTS SUBSEQUENT - N/A

NOTE 23 - REINSURANCE

A. Unsecured reinsurance recoverables in excess of 3% of surplus

B. Reinsurance Recoverable in Dispute

C. Reinsurance Assumed and Ceded

	(1)	ASSUMED REINSURANCE (2)	CEDED REINSURANCE NET (3)	(4)	(5)	(6)
	Premium Reserve	Commission Equity	Premium Reserve	Commission Equity	Premium Reserve	Commission Equity
1. Affiliates						
2. All Other	\$0	\$0	\$135,200	\$40,560	\$94,640	40,560
3. Total						
4. Direct Unearned Premium reserve \$ 6,315,270						

D. Uncollectible Reinsurance - N/A

E. Commutation of Ceded Reinsurance - NA

F. Retroactive Reinsurance - N/A

NOTE 24 - RETROSPECTIVELY RATED CONTRACTS - N/A

NOTE 25- CHANGES IN INCURRED LOSSES AND LAE

The estimated cost of loss and loss adjustment expenses (LAE) attributable to insured events of prior years decreased by 404,383 during 2011. Increases or decreases of this nature occur as the result of claim settlements during the current year, and as additional information is received regarding individual claims, causing changes from the original estimates of the cost

NOTES TO FINANCIAL STATEMENTS

of these claims.

	2011 Calendar Year Losses & LAE Incurred	2011 Loss Year Losses & LAE Incurred Sch. P – Part 1	Total Shortage (Redundancy)	Loss & DCC Shortage (Redundancy) Sch. P – Part 2	Impact of AO on Total Shortage (Redundancy)
Net Losses Incurred Page 4, Col. 1, Line 2	5,836,829				
Net LAE Incurred Page 4, Col. 1, Line 3	1,108,778				
	6,945,617				
Sch. P Part 1 Summary Col 28, Line 11		7,350,000	(404,383)	(397,000)	(7,383)
ROLLFORWARD Unpaid losses & LAE At Beginning of Year	1,659,965				
Losses & LAE incurred in current year: For current year losses And LAE (Sch. P Part 1)	7,350,000				
For prior year losses & defence Cost containment expenses (Sch. P Part 2)	(397,000)				
For prior year adjusting & Other expenses	(7,383)				
Income Statement Col 1, Lines 2 and 3	6,945,617				

NOTE 26 - INTERCOMPANY POOLING ARRANGEMENTS - NANOTE 27 - STRUCTURED SETTLEMENTS - N/ANOTE 28 – HEALTH CARE RECEIVABLES - N/ANOTE 29 – PARTICIPATING POLICIES - N/ANOTE 30 – PREMIUM DEFICIENCY RESERVES -

	<u>Fire</u>	<u>HO/FO</u>	<u>CMP</u>	<u>G/L</u>	<u>CAP</u>	<u>Total</u>
Unearned premium reserve at 12/31/11	911,610	3,810,466	1,270,060	321,282	286,205	6,599,623
Anticipated loss and adjusting (5 year average)	-454,277	-2,597,607	-683,221	-67,584	-91,106	-3,893,795
Acquisition costs (at renewal)	0	0	0	0	0	0
Policy maintenance cost (10.0% estimate)	-91,161	-381,047	-127,006	-32,128	-28,620	-659,962
If negative - deficiency	366,172	831,812	459,833	221,570	166,479	2,045,866
Net earned premium 2007	1,258	5,853	1,252	487	548	

NOTES TO FINANCIAL STATEMENTS

Net earned premium 2008	1,295	5,762	1,303	450	487
Net earned premium 2009	1,359	6,014	1,349	471	464
Net earned premium 2010	1,449	6,071	1,432	531	515
Net earned premium 2011	1,498	6,360	1,793	533	555
	<u>6,859</u>	<u>30,060</u>	<u>7,129</u>	<u>2,472</u>	<u>2,569</u>
Net incurred loss & lae 2007	560	3,880	635	185	109
Net incurred loss & lae 2008	557	3,575	415	81	156
Net incurred loss & lae 2009	875	3,545	668	43	143
Net incurred loss & lae 2010	726	4,424	993	31	212
Net incurred loss & lae 2011	700	5,068	1,124	180	278
	<u>3,418</u>	<u>20,492</u>	<u>3,835</u>	<u>520</u>	<u>898</u>

Note 30

The Company evaluated the need to record a premium deficiency reserve as of the end of the year and determined a reserve was not required. This evaluation was completed subsequent to year end. The Company does not anticipate investment income when evaluating the need for premium deficiency reserves.

NOTE 31 – HIGH DEDUCTIBLES – N/A**NOTE 32 – DISCOUNTING OF LIABILITIES FOR UNPAID LOSSES AND LAE - N/A****NOTE 33 - ASBESTOS AND ENVIRONMENTAL CLAIMS**

A. Does the Company have on the books, or has it ever written an insured for which you have identified a potential for the existence of a liability due to asbestos losses? Yes () No (X)

NOTE 34 - SUBSCRIBER SAVINGS ACCOUNTS – N/A**NOTE 35 – MULTIPLE PERIL CROP INSURANCE – N/A****NOTE 36 – FINANCIAL GUARANTY INSURANCE - NA**

GENERAL INTERROGATORIES

PART 1 - COMMON INTERROGATORIES
GENERAL

- 1.1

Did the reporting entity experience any material transactions requiring the filing of Disclosure of Material Transactions with the State of Domicile, as required by the Model Act?

Yes ☐ No ☒
- 1.2

If yes, has the report been filed with the domiciliary state?

Yes ☐ No ☐
- 2.1

Has any change been made during the year of this statement in the charter, by-laws, articles of incorporation, or deed of settlement of the reporting entity?

Yes ☐ No ☒
- 2.2

If yes, date of change:
3.

Have there been any substantial changes in the organizational chart since the prior quarter end?

Yes ☒ No ☐

If yes, complete the Schedule Y - Part 1 - organizational chart.
- 4.1

Has the reporting entity been a party to a merger or consolidation during the period covered by this statement?

Yes ☐ No ☒
- 4.2

If yes, provide the name of entity, NAIC Company Code, and state of domicile (use two letter state abbreviation) for any entity that has ceased to exist as a result of the merger or consolidation.

1	2	3
Name of Entity	NAIC Company Code	State of Domicile

5.

If the reporting entity is subject to a management agreement, including third-party administrator(s), managing general agent(s), attorney-in-fact, or similar agreement, have there been any significant changes regarding the terms of the agreement or principals involved?

If yes, attach an explanation.

Yes ☐ No ☒ NA ☐
- 6.1

State as of what date the latest financial examination of the reporting entity was made or is being made.

12/31/2007
- 6.2

State the as of date that the latest financial examination report became available from either the state of domicile or the reporting entity. This date should be the date of the examined balance sheet and not the date the report was completed or released.

12/31/2007
- 6.3

State as of what date the latest financial examination report became available to other states or the public from either the state of domicile or the reporting entity. This is the release date or completion date of the examination report and not the date of the examination (balance sheet date).

06/01/2012
- 6.4

By what department or departments?
- 6.5

Have all financial statement adjustments within the latest financial examination report been accounted for in a subsequent financial statement filed with Departments?

Yes ☒ No ☐ NA ☐
- 6.6

Have all of the recommendations within the latest financial examination report been complied with?.....

Yes ☒ No ☐ NA ☐
- 7.1

Has this reporting entity had any Certificates of Authority, licenses or registrations (including corporate registration, if applicable) suspended or revoked by any governmental entity during the reporting period?.....

Yes ☐ No ☒
- 7.2

If yes, give full information:
- 8.1

Is the company a subsidiary of a bank holding company regulated by the Federal Reserve Board?.....

Yes ☐ No ☒
- 8.2

If response to 8.1 is yes, please identify the name of the bank holding company.
- 8.3

Is the company affiliated with one or more banks, thrifts or securities firms?.....

Yes ☐ No ☒
- 8.4

If response to 8.3 is yes, please provide below the names and location (city and state of the main office) of any affiliates regulated by a federal regulatory services agency [i.e. the Federal Reserve Board (FRB), the Office of the Comptroller of the Currency (OCC), the Federal Deposit Insurance Corporation (FDIC) and the Securities Exchange Commission (SEC)] and identify the affiliate's primary federal regulator.]

1	2	3	4	5	6
Affiliate Name	Location (City, State)	FRB	OCC	FDIC	SEC

GENERAL INTERROGATORIES

- 9.1

Are the senior officers (principal executive officer, principal financial officer, principal accounting officer or controller, or persons performing similar functions) of the reporting entity subject to a code of ethics, which includes the following standards?.....

Yes ☒ No ☐
- (a)

Honest and ethical conduct, including the ethical handling of actual or apparent conflicts of interest between personal and professional relationships;
- (b)

Full, fair, accurate, timely and understandable disclosure in the periodic reports required to be filed by the reporting entity;
- (c)

Compliance with applicable governmental laws, rules and regulations;
- (d)

The prompt internal reporting of violations to an appropriate person or persons identified in the code; and
- (e)

Accountability for adherence to the code.
- 9.11

If the response to 9.1 is No, please explain:
- 9.2

Has the code of ethics for senior managers been amended?.....

Yes ☐ No ☒
- 9.21

If the response to 9.2 is Yes, provide information related to amendment(s).
- 9.3

Have any provisions of the code of ethics been waived for any of the specified officers?.....

Yes ☐ No ☒
- 9.31

If the response to 9.3 is Yes, provide the nature of any waiver(s).

FINANCIAL

- 10.1

Does the reporting entity report any amounts due from parent, subsidiaries or affiliates on Page 2 of this statement?.....

Yes ☐ No ☒
- 10.2

If yes, indicate any amounts receivable from parent included in the Page 2 amount:\$

INVESTMENT

- 11.1

Were any of the stocks, bonds, or other assets of the reporting entity loaned, placed under option agreement, or otherwise made available for use by another person? (Exclude securities under securities lending agreements.)

Yes ☐ No ☒
- 11.2

If yes, give full and complete information relating thereto:
12.

Amount of real estate and mortgages held in other invested assets in Schedule BA:\$
13.

Amount of real estate and mortgages held in short-term investments:\$
- 14.1

Does the reporting entity have any investments in parent, subsidiaries and affiliates?

Yes ☒ No ☐
- 14.2

If yes, please complete the following:

		1		2	
		Prior Year-End		Current Quarter	
		Book/Adjusted		Book/Adjusted	
		Carrying Value		Carrying Value	
14.21	Bonds	\$0	\$0
14.22	Preferred Stock	\$0	\$0
14.23	Common Stock	\$100	\$100
14.24	Short-Term Investments	\$0	\$0
14.25	Mortgage Loans on Real Estate	\$0	\$0
14.26	All Other	\$0	\$0
14.27	Total Investment in Parent, Subsidiaries and Affiliates (Subtotal Lines 14.21 to 14.26).....	\$100	\$100
14.28	Total Investment in Parent included in Lines 14.21 to 14.26 above	\$100	\$100
- 15.1

Has the reporting entity entered into any hedging transactions reported on Schedule DB?

Yes ☐ No ☒
- 15.2

If yes, has a comprehensive description of the hedging program been made available to the domiciliary state?

Yes ☐ No ☐

If no, attach a description with this statement.

GENERAL INTERROGATORIES

16. Excluding items in Schedule E - Part 3 - Special Deposits, real estate, mortgage loans and investments held physically in the reporting entity's offices, vaults or safety deposit boxes, were all stocks, bonds and other securities, owned throughout the current year held pursuant to a custodial agreement with a qualified bank or trust company in accordance with Section 1, III – General Examination Considerations, F. Outsourcing of Critical Functions, Custodial or Safekeeping Agreements of the NAIC Financial Condition Examiners Handbook?..... Yes [X] No []

16.1 For all agreements that comply with the requirements of the NAIC Financial Condition Examiners Handbook, complete the following:

1 Name of Custodian(s)	2 Custodian Address

16.2 For all agreements that do not comply with the requirements of the NAIC Financial Condition Examiners Handbook, provide the name, location and a complete explanation:

1 Name(s)	2 Location(s)	3 Complete Explanation(s)

16.3 Have there been any changes, including name changes, in the custodian(s) identified in 16.1 during the current quarter? Yes [] No [X]

16.4 If yes, give full and complete information relating thereto:

1 Old Custodian	2 New Custodian	3 Date of Change	4 Reason

16.5 Identify all investment advisors, broker/dealers or individuals acting on behalf of broker/dealers that have access to the investment accounts, handle securities and have authority to make investments on behalf of the reporting entity:

1 Central Registration Depository	2 Name(s)	3 Address

17.1 Have all the filing requirements of the Purposes and Procedures Manual of the NAIC Securities Valuation Office been followed? Yes [X] No []

17.2 If no, list exceptions:
.....

GENERAL INTERROGATORIES

PART 2

SCHEDULE T - EXHIBIT OF PREMIUMS WRITTEN

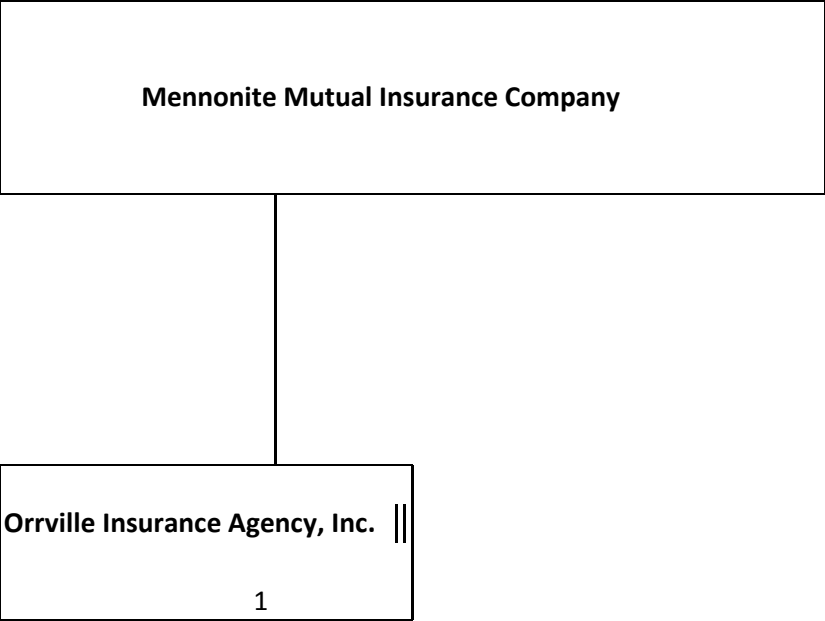
Current Year to Date - Allocated by States and Territories								
States, etc.	1	Direct Premiums Written		Direct Losses Paid (Deducting Salvage)		Direct Losses Unpaid		
		2	3	4	5	6	7	
	Active Status	Current Year To Date	Prior Year To Date	Current Year To Date	Prior Year To Date	Current Year To Date	Prior Year To Date	
1. Alabama	AL	N	0	0	0	0	0	
2. Alaska	AK	N	0	0	0	0	0	
3. Arizona	AZ	N	0	0	0	0	0	
4. Arkansas	AR	N	0	0	0	0	0	
5. California	CA	N	0	0	0	0	0	
6. Colorado	CO	N	0	0	0	0	0	
7. Connecticut	CT	N	0	0	0	0	0	
8. Delaware	DE	N	0	0	0	0	0	
9. Dist. Columbia	DC	N	0	0	0	0	0	
10. Florida	FL	N	0	0	0	0	0	
11. Georgia	GA	N	0	0	0	0	0	
12. Hawaii	HI	N	0	0	0	0	0	
13. Idaho	ID	N	0	0	0	0	0	
14. Illinois	IL	N	0	0	0	0	0	
15. Indiana	IN	L	647,097	366,931	397,847	115,785	301,870	41,960
16. Iowa	IA	N	0	0	0	0	0	
17. Kansas	KS	N	0	0	0	0	0	
18. Kentucky	KY	N	0	0	0	0	0	
19. Louisiana	LA	N	0	0	0	0	0	
20. Maine	ME	N	0	0	0	0	0	
21. Maryland	MD	N	0	0	0	0	0	
22. Massachusetts	MA	N	0	0	0	0	0	
23. Michigan	MI	N	0	0	0	0	0	
24. Minnesota	MN	N	0	0	0	0	0	
25. Mississippi	MS	N	0	0	0	0	0	
26. Missouri	MO	N	0	0	0	0	0	
27. Montana	MT	N	0	0	0	0	0	
28. Nebraska	NE	N	0	0	0	0	0	
29. Nevada	NV	N	0	0	0	0	0	
30. New Hampshire	NH	N	0	0	0	0	0	
31. New Jersey	NJ	N	0	0	0	0	0	
32. New Mexico	NM	N	0	0	0	0	0	
33. New York	NY	N	0	0	0	0	0	
34. No. Carolina	NC	N	0	0	0	0	0	
35. No. Dakota	ND	N	0	0	0	0	0	
36. Ohio	OH	L	8,930,132	9,558,788	6,240,014	5,124,643	3,102,478	1,966,933
37. Oklahoma	OK	N	0	0	0	0	0	
38. Oregon	OR	N	0	0	0	0	0	
39. Pennsylvania	PA	L	0	0	0	0	0	
40. Rhode Island	RI	N	0	0	0	0	0	
41. So. Carolina	SC	N	0	0	0	0	0	
42. So. Dakota	SD	N	0	0	0	0	0	
43. Tennessee	TN	N	0	0	0	0	0	
44. Texas	TX	N	0	0	0	0	0	
45. Utah	UT	N	0	0	0	0	0	
46. Vermont	VT	N	0	0	0	0	0	
47. Virginia	VA	N	0	0	0	0	0	
48. Washington	WA	N	0	0	0	0	0	
49. West Virginia	WV	N	0	0	0	0	0	
50. Wisconsin	WI	N	0	0	0	0	0	
51. Wyoming	WY	N	0	0	0	0	0	
52. American Samoa	AS	N	0	0	0	0	0	
53. Guam	GU	N	0	0	0	0	0	
54. Puerto Rico	PR	N	0	0	0	0	0	
55. U.S. Virgin Islands	VI	N	0	0	0	0	0	
56. Northern Mariana Islands	MP	N	0	0	0	0	0	
57. Canada	CN	N	0	0	0	0	0	
58. Aggregate Other Alien	OT	XXX	0	0	0	0	0	
59. Totals	(a) 3	9,577,229	9,925,719	6,637,861	5,240,428	3,404,348	2,008,893	
DETAILS OF WRITE-INS								
5801.	XXX							
5802.	XXX							
5803.	XXX							
5898. Summary of remaining write-ins for Line 58 from overflow page.	XXX	0	0	0	0	0	0	
5899. Totals (Lines 5801 through 5803 plus 5898) (Line 58 above)	XXX	0	0	0	0	0	0	

(L) Licensed or Chartered - Licensed Insurance Carrier or Domiciled RRG; (R) Registered - Non-domiciled RRGs; (Q) Qualified - Qualified or Accredited Reinsurer; (E) Eligible - Reporting Entities eligible or approved to write Surplus Lines in the state; (N) None of the above - Not allowed to write business in the state.

(a) Insert the number of L responses except for Canada and Other Alien.

All of the premiums with respect to every kind of insurance transacted are allocated to the state in which the property or insured is located. Losses are allocated to the state in which the premium was allocated.

SCHEDULE Y - INFORMATION CONCERNING ACTIVITIES OF INSURER MEMBERS OF A HOLDING COMPANY GROUP
PART 1 - ORGANIZATIONAL CHART



1. Owned 100% by Mennonite Mutual Insurance Company

SCHEDULE Y PART 1A - DETAIL OF INSURANCE HOLDING COMPANY SYSTEM

[illegible]

PART 1 - LOSS EXPERIENCE

Line of Business		Current Year to Date			4 Prior Year to Date Direct Loss Percentage
		1 Direct Premiums Earned	2 Direct Losses Incurred	3 Direct Loss Percentage	
1.	Fire	1,265,236	809,324	64.0	29.4
2.	Allied lines			0.0	0.0
3.	Farmowners multiple peril	3,461,427	3,826,024	110.5	34.5
4.	Homeowners multiple peril	1,946,425	1,822,143	93.6	98.0
5.	Commercial multiple peril	2,139,582	1,168,488	54.6	56.3
6.	Mortgage guaranty			0.0	0.0
8.	Ocean marine			0.0	0.0
9.	Inland marine			0.0	0.0
10.	Financial guaranty			0.0	0.0
11.1	Medical professional liability - occurrence			0.0	0.0
11.2	Medical professional liability – claims made			0.0	0.0
12.	Earthquake			0.0	0.0
13.	Group accident and health			0.0	0.0
14.	Credit accident and health			0.0	0.0
15.	Other accident and health			0.0	0.0
16.	Workers' compensation			0.0	0.0
17.1	Other liability occurrence	662,227	334,154	50.5	(3.9)
17.2	Other liability – claims made			0.0	0.0
17.3	Excess Workers' Compensation			0.0	0.0
18.1	Products liability - occurrence			0.0	0.0
18.2	Products liability – claims made			0.0	0.0
19.1,19.2	Private passenger auto liability			0.0	0.0
19.3,19.4	Commercial auto liability	369,632	28,944	7.8	3.6
21.	Auto physical damage	139,415	77,466	55.6	61.7
22.	Aircraft (all perils)			0.0	0.0
23.	Fidelity			0.0	0.0
24.	Surety			0.0	0.0
26.	Burglary and theft			0.0	0.0
27.	Boiler and machinery			0.0	0.0
28.	Credit			0.0	0.0
29.	International			0.0	0.0
30.	Warranty			0.0	0.0
31.	Reinsurance - Nonproportional Assumed Property	XXX	XXX	XXX	XXX
32.	Reinsurance - Nonproportional Assumed Liability	XXX	XXX	XXX	XXX
33.	Reinsurance - Nonproportional Assumed Financial Lines	XXX	XXX	XXX	XXX
34.	Aggregate write-ins for other lines of business	0	0	0.0	0.0
35.	TOTALS	9,983,944	8,066,543	80.8	49.5
DETAILS OF WRITE-INS					
3401.				
3402.				
3403.				
3498.	Sum. of remaining write-ins for Line 34 from overflow page	0	0	0.0	0.0
3499.	Totals (Lines 3401 through 3403 plus 3498) (Line 34)	0	0	0.0	0.0

PART 2 - DIRECT PREMIUMS WRITTEN

Line of Business		1 Current Quarter	2 Current Year to Date	3 Prior Year Year to Date
1.	Fire	440,004	1,197,417	1,208,263
2.	Allied lines	0		0
3.	Farmowners multiple peril	1,082,217	3,446,328	3,317,881
4.	Homeowners multiple peril	443,458	1,333,938	2,348,030
5.	Commercial multiple peril	731,673	2,359,827	1,881,446
6.	Mortgage guaranty	0		0
8.	Ocean marine	0		0
9.	Inland marine	0		0
10.	Financial guaranty	0		0
11.1	Medical professional liability - occurrence	0		0
11.2	Medical professional liability – claims made	0		0
12.	Earthquake	0		0
13.	Group accident and health	0		0
14.	Credit accident and health	0		0
15.	Other accident and health	0		0
16.	Workers' compensation	0		0
17.1	Other liability-occurrence	206,324	641,811	623,675
17.2	Other liability – claims made	0		0
17.3	Excess Workers' Compensation	0		0
18.1	Products liability - occurrence	0		0
18.2	Products liability – claims made	0		0
19.1,19.2	Private passenger auto liability	0		0
19.3,19.4	Commercial auto liability	148,300	436,546	404,144
21.	Auto physical damage	57,866	161,362	142,280
22.	Aircraft (all perils)	0		0
23.	Fidelity	0		0
24.	Surety	0		0
26.	Burglary and theft	0		0
27.	Boiler and machinery	0		0
28.	Credit	0		0
29.	International	0		0
30.	Warranty	0		0
31.	Reinsurance - Nonproportional Assumed Property	XXX	XXX	XXX
32.	Reinsurance - Nonproportional Assumed Liability	XXX	XXX	XXX
33.	Reinsurance - Nonproportional Assumed Financial Lines	XXX	XXX	XXX
34.	Aggregate write-ins for other lines of business	0	0	0
35.	TOTALS	3,109,842	9,577,229	9,925,719
DETAILS OF WRITE-INS				
3401.			
3402.			
3403.			
3498.	Sum. of remaining write-ins for Line 34 from overflow page	0	0	0
3499.	Totals (Lines 3401 through 3403 plus 3498) (Line 34)	0	0	0

STATEMENT AS OF SEPTEMBER 30, 2012 OF THE MENNONITE MUTUAL INSURANCE COMPANY

PART 3 (000 omitted)

LOSS AND LOSS ADJUSTMENT EXPENSE RESERVES SCHEDULE

	1	2	3	4	5	6	7	8	9	10	11	12	13
Years in Which Losses Occurred	Prior Year-End Known Case Loss and LAE Reserves	Prior Year-End IBNR Loss and LAE Reserves	Total Prior Year-End Loss and LAE Reserves (Cols. 1 + 2)	2012 Loss and LAE Payments on Claims Reported as of Prior Year-End	2012 Loss and LAE Payments on Claims Unreported as of Prior Year-End	Total 2012 Loss and LAE Payments (Cols. 4 + 5)	Q.S. Date Known Case Loss and LAE Reserves on Claims Reported and Open as of Prior Year-End	Q.S. Date Known Case Loss and LAE Reserves on Claims Reported or Reopened Subsequent to Prior Year-End	Q.S. Date IBNR Loss and LAE Reserves	Total Q.S. Loss and LAE Reserves (Cols.7 + 8 + 9)	Prior Year-End Known Case Loss and LAE Reserves Developed (Savings)/ Deficiency (Cols. 4 + 7 minus Col. 1)	Prior Year-End IBNR Loss and LAE Reserves Developed (Savings)/ Deficiency (Cols. 5 + 8 + 9 minus Col. 2)	Prior Year-End Total Loss and LAE Reserve Developed (Savings)/ Deficiency (Cols. 11 + 12)
1. 2009 + Prior	247	73	320	86		86	81	8	43	132	(80)	(22)	(102)
2. 2010	48	28	76	8		8	34		38	72	(6)	10	4
3. Subtotals 2010 + prior	295	101	396	94	0	94	115	8	81	204	(86)	(12)	(98)
4. 2011	1,005	354	1,359	880	144	1,024	(61)	5	139	83	(186)	(66)	(252)
5. Subtotals 2011 + prior	1,300	455	1,755	974	144	1,118	54	13	220	287	(272)	(78)	(350)
6. 2012	XXX	XXX	XXX	XXX	4,251	4,251	XXX	1,134	401	1,535	XXX	XXX	XXX
7. Totals	1,300	455	1,755	974	4,395	5,369	54	1,147	621	1,822	(272)	(78)	(350)
8. Prior Year-End Surplus As Regards Policy-holders	10,243										Col. 11, Line 7 As % of Col. 1 Line 7	Col. 12, Line 7 As % of Col. 2 Line 7	Col. 13, Line 7 As % of Col. 3 Line 7
											1. (20.9)	2. (17.1)	3. (19.9)
											Col. 13, Line 7 As a % of Col. 1 Line 8		
											4. (3.4)		

SUPPLEMENTAL EXHIBITS AND SCHEDULES INTERROGATORIES

The following supplemental reports are required to be filed as part of your statement filing. However, in the event that your company does not transact the type of business for which the special report must be filed, your response of **NO** to the specific interrogatory will be accepted in lieu of filing on "NONE" report and a bar code will be printed below. If the supplement is required of your company but is not being filed for whatever reason enter **SEE EXPLANATION** and provide an explanation following the interrogatory questions.


	RESPONSE
1. Will the Trusteed Surplus Statement be filed with the state of domicile and the NAIC with this statement?NO.....
2. Will Supplement A to Schedule T (Medical Professional Liability Supplement) be filed with this statement?NO.....
3. Will the Medicare Part D Coverage Supplement be filed with the state of domicile and the NAIC with this statement?NO.....
4. Will the Director and Officer Supplement be filed with the state of domicile and the NAIC with this statement?NO.....

Explanation:

- 1.
- 2.
- 3.
- 4.


Bar Code:

1.




17299201249000003

2.




17299201245500003

3.



17299201236500003

4.



17299201250500003

OVERFLOW PAGE FOR WRITE-INS

SCHEDULE A - VERIFICATION

Real Estate

	1	2
	Year to Date	Prior Year Ended December 31
1. Book/adjusted carrying value, December 31 of prior year	786,008	825,918
2. Cost of acquired:		
2.1 Actual cost at time of acquisition	171,580	0
2.2 Additional investment made after acquisition		0
3. Current year change in encumbrances		0
4. Total gain (loss) on disposals		0
5. Deduct amounts received on disposals		0
6. Total foreign exchange change in book/adjusted carrying value		0
7. Deduct current year's other than temporary impairment recognized		0
8. Deduct current year's depreciation	19,932	39,910
9. Book/adjusted carrying value at the end of current period (Lines 1+2+3+4-5+6-7-8)	937,656	786,008
10. Deduct total nonadmitted amounts	0	0
11. Statement value at end of current period (Line 9 minus Line 10)	937,656	786,008

SCHEDULE B – VERIFICATION

Mortgage Loans

	1	2
	Year to Date	Prior Year Ended December 31
1. Book value/recorded investment excluding accrued interest, December 31 of prior year	58,491	79,008
2. Cost of acquired:		
2.1 Actual cost at time of acquisition		0
2.2 Additional investment made after acquisition		0
3. Capitalized deferred interest and other		0
4. Accrual of discount		0
5. Unrealized valuation increase (decrease)		0
6. Total gain (loss) on disposals		0
7. Deduct amounts received on disposals	58,491	20,517
8. Deduct amortization of premium and mortgage interest points and commitment fees		0
9. Total foreign exchange change in book value/recorded investment excluding accrued interest		0
10. Deduct current year's other than temporary impairment recognized		0
11. Book value/recorded investment excluding accrued interest at end of current period (Lines 1+2+3+4+5+6-7-8-9-10)	0	58,491
12. Total valuation allowance		0
13. Subtotal (Line 11 plus Line 12)	0	58,491
14. Deduct total nonadmitted amounts	0	0
15. Statement value at end of current period (Line 13 minus Line 14)	0	58,491

SCHEDULE BA – VERIFICATION

Other Long-Term Invested Assets

	1	2
	Year To Date	Prior Year Ended December 31
1. Book/adjusted carrying value, December 31 of prior year	0	0
2. Cost of acquired:		
2.1 Actual cost at time of acquisition		0
2.2 Additional investment made after acquisition		0
3. Capitalized deferred interest and other		0
4. Accrual of discount		0
5. Unrealized valuation increase (decrease)		0
6. Total gain (loss) on disposals		0
7. Deduct amounts received on disposals		0
8. Deduct amortization of premium and depreciation		0
9. Total foreign exchange change in book/adjusted carrying value		0
10. Deduct current year's other than temporary impairment recognized		0
11. Book/adjusted carrying value at end of current period (Lines 1+2+3+4+5+6-7-8+9-10)	0	0
12. Deduct total nonadmitted amounts	0	0
13. Statement value at end of current period (Line 11 minus Line 12)	0	0

SCHEDULE D – VERIFICATION

Bonds and Stocks

	1	2
	Year To Date	Prior Year Ended December 31
1. Book/adjusted carrying value of bonds and stocks, December 31 of prior year	12,938,971	12,005,352
2. Cost of bonds and stocks acquired	2,311,068	8,383,074
3. Accrual of discount	12,431	5,546
4. Unrealized valuation increase (decrease)	142,629	(8,488)
5. Total gain (loss) on disposals	5,876	28,688
6. Deduct consideration for bonds and stocks disposed of	2,016,914	7,397,857
7. Deduct amortization of premium	81,898	77,346
8. Total foreign exchange change in book/adjusted carrying value	0	0
9. Deduct current year's other than temporary impairment recognized	0	0
10. Book/adjusted carrying value at end of current period (Lines 1+2+3+4+5-6-7+8-9)	13,312,163	12,938,971
11. Deduct total nonadmitted amounts	0	0
12. Statement value at end of current period (Line 10 minus Line 11)	13,312,163	12,938,971

STATEMENT AS OF SEPTEMBER 30, 2012 OF THE MENNONITE MUTUAL INSURANCE COMPANY

SCHEDULE D - PART 1B

Showing the Acquisitions, Dispositions and Non-Trading Activity
During the Current Quarter for all Bonds and Preferred Stock by Rating Class

	1 Book/Adjusted Carrying Value Beginning of Current Quarter	2 Acquisitions During Current Quarter	3 Dispositions During Current Quarter	4 Non-Trading Activity During Current Quarter	5 Book/Adjusted Carrying Value End of First Quarter	6 Book/Adjusted Carrying Value End of Second Quarter	7 Book/Adjusted Carrying Value End of Third Quarter	8 Book/Adjusted Carrying Value December 31 Prior Year
BONDS								
1. Class 1 (a).....	14,206,140	404,308	1,444,875	95,932	13,669,837	14,206,140	13,261,505	13,876,976
2. Class 2 (a).....	414,652	0	0	(1,520)	416,148	414,652	413,132	523,925
3. Class 3 (a).....	0	0	0	0	0	0	0	0
4. Class 4 (a).....	0	0	0	0	0	0	0	0
5. Class 5 (a).....	0	0	0	0	0	0	0	0
6. Class 6 (a).....	0	0	0	0	0	0	0	0
7. Total Bonds	14,620,792	404,308	1,444,875	94,412	14,085,985	14,620,792	13,674,637	14,400,901
PREFERRED STOCK								
8. Class 1	0	0	0	0	0	0	0	0
9. Class 2	0	0	0	0	0	0	0	0
10. Class 3	0	0	0	0	0	0	0	0
11. Class 4	0	0	0	0	0	0	0	0
12. Class 5	0	0	0	0	0	0	0	0
13. Class 6	0	0	0	0	0	0	0	0
14. Total Preferred Stock	0	0	0	0	0	0	0	0
15. Total Bonds & Preferred Stock	14,620,792	404,308	1,444,875	94,412	14,085,985	14,620,792	13,674,637	14,400,901

(a) Book/Adjusted Carrying Value column for the end of the current reporting period includes the following amount of non-rated short-term and cash equivalent bonds by NAIC designation: NAIC 1 \$.....1,835,914 ; NAIC 2 \$.....0 ; NAIC 3 \$.....0 ; NAIC 4 \$.....0 ; NAIC 5 \$.....0 ; NAIC 6 \$.....0

SCHEDULE DA - PART 1

Short-Term Investments					
	1	2	3	4	5
	Book/Adjusted Carrying Value	Par Value	Actual Cost	Interest Collected Year To Date	Paid for Accrued Interest Year To Date
9199999	1,835,914	XXX	1,835,914	684	0

SCHEDULE DA - VERIFICATION

Short-Term Investments		
	1	2
	Year To Date	Prior Year Ended December 31
1. Book/adjusted carrying value, December 31 of prior year.....	2,800,269	3,089,061
2. Cost of short-term investments acquired	2,217,096	2,151,790
3. Accrual of discount.....	0	0
4. Unrealized valuation increase (decrease).....	0	0
5. Total gain (loss) on disposals.....	0	0
6. Deduct consideration received on disposals.....	3,181,451	2,440,582
7. Deduct amortization of premium.....	0	0
8. Total foreign exchange change in book/adjusted carrying value.....	0	0
9. Deduct current year's other than temporary impairment recognized.....	0	0
10. Book/adjusted carrying value at end of current period (Lines 1+2+3+4+5-6-7+8-9).....	1,835,914	2,800,269
11. Deduct total nonadmitted amounts.....	0	0
12. Statement value at end of current period (Line 10 minus Line 11)	1,835,914	2,800,269

SCHEDULE DB - PART A - VERIFICATION

Options, Caps, Floors, Collars, Swaps and Forwards

NONE

1.	Book/Adjusted Carrying Value, December 31, prior year (Line 9, prior year)	0
2.	Cost Paid/(Consideration Received) on additions	
3.	Unrealized Valuation increase/(decrease)	
4.	Total gain (loss) on termination recognized	
5.	Considerations received/(paid) on terminations	
6.	Amortization	
7.	Adjustment to the Book/Adjusted Carrying Value of hedged item	
8.	Total foreign exchange change in Book/Adjusted Carrying Value	
9.	Book/Adjusted Carrying Value at End of Current Period (Lines 1+2+3+4-5+6+7+8)	0
10.	Deduct nonadmitted assets	
11.	Statement value at end of current period (Line 9 minus Line 10)	0

SCHEDULE DB - PART B - VERIFICATION

Futures Contracts

NONE

1.	Book/Adjusted carrying value, December 31 of prior year	0
2.	Net cash deposits (Section 1, Broker Name/Net Cash Deposits Footnote)	0
3.1	Change in variation margin on open contracts	
3.2	Add:	
	Change in adjustment to basis of hedged item	
3.21	Section 1, Column 17, current year to date minus	0
3.22	Section 1, Column 17, prior year	0
	Change in amount recognized	
3.23	Section 1, Column 16, current year to date minus	0
3.24	Section 1, Column 16, prior year	0
3.3	Subtotal (Line 3.1 minus Line 3.2)	0
4.1	Variation margin on terminated contracts during the year	
4.2	Less:	
	4.21 Amount used to adjust basis of hedged item	
	4.22 Amount recognized	0
4.3	Subtotal (Line 4.1 minus Line 4.2)	0
5.	Dispositions gains (losses) on contracts terminated in prior year:	
	5.1 Recognized	
	5.2 Used to adjust basis of hedged items	
6.	Book/Adjusted carrying value at end of current period (Lines 1+2+3.3-4.3-5.1-5.2)	0
7.	Deduct total nonadmitted amounts	
8.	Statement value at end of current period (Line 6 minus Line 7)	0

STATEMENT AS OF SEPTEMBER 30, 2012 OF THE MENNONITE MUTUAL INSURANCE COMPANY

SCHEDULE DB - PART C- SECTION 1

Replication (Synthetic Asset) Transactions Open as of Current Statement Date

[illegible]

SCHEDULE DB - PART C - SECTION 2

	Replication (Synthetic Asset) Transactions Open									
	First Quarter		Second Quarter		Third Quarter		Fourth Quarter		Year-To-Date	
	1	2	3	4	5	6	7	8	9	10
	Number of Positions	Total Replication (Synthetic Assets) Transactions Statement Value	Number of Positions	Total Replication (Synthetic Assets) Transactions Statement Value	Number of Positions	Total Replication (Synthetic Assets) Transactions Statement Value	Number of Positions	Total Replication (Synthetic Assets) Transactions Statement Value	Number of Positions	Total Replication (Synthetic Assets) Transactions Statement Value
1. Beginning Inventory	0	0	0	0	0	0	0	0	0	0
2. Add: Opened or Acquired Transactions									0	0
3. Add: Increases in Replication(Synthetic Asset) Transactions Statement Value	XXX		XXX		XXX		XXX		XXX	0
4. Less: Closed or Disposed of Transactions									0	0
5. Less: Positions Disposed of for Failing Effectiveness Criteria									0	0
6. Less: Decreases in Replication (Synthetic Asset)Transactions Statement Value	XXX		XXX		XXX		XXX		XXX	0
7. Ending Inventory	0	0	0	0	0	0	0	0	0	0

NONE

SCHEDULE DB - VERIFICATION

Verification of Book/Adjusted Carrying Value, Fair Value and Potential Exposure of all Open Derivative Contracts

		Book/Adjusted Carrying Value Check
1.	Part A, Section 1, Column 14.....	0
2.	Part B, Section 1, Column 14.....	0
3.	Total (Line 1 plus Line 2).....	0
4.	Part D, Column 5.....	0
5.	Part D, Column 6.....	0
6.	Total (Line 3 minus Line 4 minus Line 5).....	0

NONE

		Fair Value Check
7.	Part A, Section 1, Column 16.....	0
8.	Part B, Section 1, Column 13.....	0
9.	Total (Line 7 plus Line 8).....	0
10.	Part D, Column 8.....	0
11.	Part D, Column 9.....	0
12.	Total (Line 9 minus Line 10 minus Line 11).....	0

		Potential Exposure Check
13.	Part A, Section 1, Column 21.....	0
14.	Part B, Section 1, Column 19.....	0
15.	Part D, Column 11.....	0
16.	Total (Line 13 plus Line 14 minus Line 15).....	0

SCHEDULE E-VERIFICATION
(Cash Equivalents)

	1 Year To Date	2 Prior Year Ended December 31
1. Book/adjusted carrying value, December 31 of prior year.....	0	0
2. Cost of cash equivalents acquired.....		0
3. Accrual of discount.....		0
4. Unrealized valuation increase (decrease).....		0
5. Total gain (loss) on disposals.....		0
6. Deduct consideration received on disposals.....		0
7. Deduct amortization of premium.....		0
8. Total foreign exchange change in book/adjusted carrying value.....		0
9. Deduct current year's other than temporary impairment recognized.....		0
10. Book/adjusted carrying value at end of current period (Lines 1+2+3+4+5-6-7+8-9).....	0	0
11. Deduct total nonadmitted amounts.....		0
12. Statement value at end of current period (Line 10 minus Line 11)	0	0

STATEMENT AS OF SEPTEMBER 30, 2012 OF THE MENNONITE MUTUAL INSURANCE COMPANY

SCHEDULE A - PART 2

Showing All Real Estate ACQUIRED AND ADDITIONS MADE During the Current Quarter

[illegible]

SCHEDULE A - PART 3

Showing All Real Estate DISPOSED During the Quarter, Including Payments During the Final Year on "Sales under Contract"

[illegible]

EO1

STATEMENT AS OF SEPTEMBER 30, 2012 OF THE MENNONITE MUTUAL INSURANCE COMPANY

SCHEDULE B - PART 2

Showing All Mortgage Loans ACQUIRED AND ADDITIONS MADE During the Current Quarter

1	Location		4	5	6	7	8	9
Loan Number	City	State	Loan Type	Date Acquired	Rate of Interest	Actual Cost at Time of Acquisition	Additional Investment Made after Acquisitions	Value of Land and Buildings
			NONE					
3399999 Totals								

SCHEDULE B - PART 3

Showing All Mortgage Loans DISPOSED, Transferred or Repaid During the Current Quarter

1	Location		4	5	6	7	Change in Book Value/Recorded Investment						14	15	16	17	18
	2	3				Book Value/Recorded Investment Excluding Accrued Interest Prior Year	8	9	10		12	13	Book Value/Recorded Investment Excluding Accrued Interest on Disposal		Foreign Exchange Gain (Loss) on Disposal	Realized Gain (Loss) on Disposal	Total Gain (Loss) on Disposal
Loan Number	City	State	Loan Type	Date Acquired	Disposal Date		Unrealized Valuation Increase (Decrease)	Current Year's (Amortization)/ Accretion	Current Year's Other Than Temporary Impairment Recognized	Capitalized Deferred Interest and Other	Total Change in Book Value (8+9-10+11)	Total Foreign Exchange Change in Book Value		Consideration			
			</														

STATEMENT AS OF SEPTEMBER 30, 2012 OF THE MENNONITE MUTUAL INSURANCE COMPANY

SCHEDULE BA - PART 2

Showing Other Long-Term Invested Assets ACQUIRED AND ADDITIONS MADE During the Current Quarter

[illegible]

STATEMENT AS OF SEPTEMBER 30, 2012 OF THE MENNONITE MUTUAL INSURANCE COMPANY

SCHEDULE BA - PART 3

1	2	Location		5	6	7	8	Showing Other Long-Term Invested Assets DISPOSED, Transferred or Repaid During the Current Quarter						15	16	17	18	19	20
		3	4					9	10	11	12	13	14						
CUSIP Identification	Name or Description	City	State	Name of Purchaser or Nature of Disposal	Date Originally Acquired	Disposal Date	Book/Adjusted Carrying Value Less Encumbrances, Prior Year	Unrealized Valuation Increase (Decrease)	Current Year's (Depreciation) or (Amortization)/ Accretion	Current Year's Other Than Temporary Impairment Recognized	Capitalized Deferred Interest and Other	Total Change in B./A.C.V. (9+10-11+12)	Total Foreign Exchange Change in B./A.C.V.	Book/Adjusted Carrying Value Less Encumbrances on Disposal	Consideration	Foreign Exchange Gain (Loss) on Disposal	Realized Gain (Loss) on Disposal	Total Gain (Loss) on Disposal	Investment Income
3999999 – Subtotals Unaffiliated																			
4099999 – Subtotals Affiliated																			
4199999 TOTALS																			

E04

E04

E04

E04

E04

SCHEDULE D - PART 4

1	2	3	4	5	6	7	8	9	10	Change in Book/Adjusted Carrying Value					16	17	18	19	20	21	22
										11	12	13	14	15							
CUSIP Identification	Description	Foreign	Disposal Date	Name of Purchaser	Number of Shares of Stock	Consideration	Par Value	Actual Cost	Prior Year Book/Adjusted Carrying Value	Unrealized Valuation Increase/(Decrease)	Current Year's (Amortization)/ Accretion	Current Year's Other Than Temporary Impairment Recognized	Total Change in B./A.C.V. (11 + 12 - 13)	Total Foreign Exchange Change in B./A.C.V.	Book/ Adjusted Carrying Value at Disposal Date	Foreign Exchange Gain (Loss) on Disposal	Realized Gain (Loss) on Disposal	Total Gain (Loss) on Disposal	Bond Interest/Stock Dividends Received During Year	Stated Contractual Maturity Date	NAIC Designation or Market Indicator (a)
31394M-AB-6	Federal Home Loan Mtg.		09/17/2012	VARIOUS		46,527	46,527	48,737	48,676	0	(38)	0	(38)	0	48,639	0	(2,112)	(2,112)	1,712	07/15/2032	1
0599999	- Bonds - U.S. Governments					46,527	46,527	48,737	48,676	0	(38)	0	(38)	0	48,639	0	(2,112)	(2,112)	1,712	XXX	XXX
676907-KM-9	Ohio HSG Fin Agcy Mtg Rev		09/04/2012	Wayne Savings		20,000	20,000	20,000	20,000	0	0	0	0	0	20,000	0	0	0	820	09/01/2013	1FE
1799999	- Bonds - U.S. States, Territories and Possessions					20,000	20,000	20,000	20,000	0	0	0	0	0	20,000	0	0	0	820	XXX	XXX
31398W-AZ-7	Federal Home Loan Mtg.		09/17/2012	PRINCIPAL RECEIPT		7,339	7,339	7,590	7,571	0	(232)	0	(232)	0	7,339	0	0	0	195	04/15/2023	1
31397K-AZ-5	4.50% Federal Home Loan Mtg		09/17/2012	PRINCIPAL RECEIPT		26,941	26,941	28,499	28,290	0	(1,349)	0	(1,349)	0	26,941	0	0	0	804	07/15/2034	1
31410K-AA-2	Federal Natl Assoc.		09/25/2012	PRINCIPAL RECEIPT		11,997	11,997	13,163	0	0	(1,166)	0	(1,166)	0	11,997	0	0	0	113	11/01/2035	1
3138AF-EK-2	Federal Natl Mtg Assoc.		09/25/2012	PRINCIPAL RECEIPT		5,941	5,941	6,235	0	0	(293)	0	(293)	0	5,941	0	0	0	47	05/01/2041	1
31397N-HE-8	Federal Natl Mtg Assoc.		09/25/2012	PRINCIPAL RECEIPT		11,225	11,225	11,665	11,669	0	(444)	0	(444)	0	11,225	0	0	0	298	03/25/2039	1
31417Y-6B-8	Federal Natl Mtg Assoc.		09/25/2012	PRINCIPAL RECEIPT		10,292	10,292	10,730	10,726	0	(434)	0	(434)	0	10,292	0	0	0	208	10/01/2021	1
31396L-TP-5	4.35% Federal Natl MTG Assoc		09/25/2012	PRINCIPAL RECEIPT		4,514	4,514	4,849	4,844	0	(330)	0	(330)	0	4,514	0	0	0	131	09/25/2036	1
31396L-P2-0	4.50% Federal Natl MTG Assoc		09/25/2012	PRINCIPAL RECEIPT		3,725	3,725	4,104	4,112	0	(387)	0	(387)	0	3,725	0	0	0	107	12/25/2036	1
3137A5-MM-3	Federal Home Loan Mtg.		09/17/2012	PRINCIPAL RECEIPT		3,177	3,177	3,285	3,280	0	(103)	0	(103)	0	3,177	0	0	0	64	01/12/2039	1
36241L-KH-8	GNMA Pool #782996		09/17/2012	PRINCIPAL RECEIPT		8,052	8,052	8,926	0	0	(874)	0	(874)	0	8,052	0	0	0	69	06/15/2040	1
677560-BS-5	Ohio St HSG Fin Agcy		09/04/2012	Wayne Savings		60,000	60,000	60,000	60,000	0	0	0	0	0	60,000	0	0	0	2,460	03/01/2014	1FE
3199999 - Total - Bonds - U.S. Special Revenue and Special Assessment and all Non-Guaranteed Obligations of ...						153,203	153,203	159,046	130,491	0	(5,612)	0	(5,612)	0	153,203	0	0	0	4,495	XXX	XXX
337367-AE-6	First Union-Lehman BOA		09/19/2012	PRINCIPAL RECEIPT		7,994	7,994	5,902	0	0	2,093	0	2,093	0	7,994	0	0	0	112	11/18/2035	1FM
46625M-TX-7	JP Morgan Chase CM Mtg.		09/12/2012	PRINCIPAL RECEIPT		15,104	15,104	15,255	0	0	(150)	0	(150)	0	15,104	0	0	0	214	01/12/2037	1FM
929766-R4-7	Wachovia Bank Cmrl Mtg.		09/30/2012	PRINCIPAL RECEIPT		8,541	8,541	5,994	0	0	2,546										

E05

STATEMENT AS OF SEPTEMBER 30, 2012 OF THE MENNONITE MUTUAL INSURANCE COMPANY

SCHEDULE DB - PART A - SECTION 1

Showing all Options, Caps, Floors, Collars, Swaps and Forwards Open as of Current Statement Date

[illegible]

(a)	Code	Financial or Economic Impact of the Hedge at the End of the Reporting Period
-----	------	--

E06

E07

Future Contracts Open as of the Current Statement Date

NONE

Total Net Cash Deposits	
-------------------------	--

(a)	Code	Financial or Economic Impact of the Hedge at the End of the Reporting Period

STATEMENT AS OF SEPTEMBER 30, 2012 OF THE MENNONITE MUTUAL INSURANCE COMPANY

SCHEDULE DB - PART D

Counterparty Exposure for Derivative Instruments Open as of Current Statement Date

1	2	3	4	Statement Value			Fair Value			11	12
Description Counterparty or Exchange Traded	Master Agreement (Y or N)	Credit Support Annex (Y or N)	Fair Value of Acceptable Collateral	5 Contracts With Book/ Adjusted Carrying Value > 0	6 Contracts With Book/ Adjusted Carrying Value < 0	7 Exposure Net of Collateral	8 Contracts With Fair Value > 0	9 Contracts With Fair Value < 0	10 Exposure Net of Collateral	Potential Exposure	Off-Balance Sheet Exposure
0199999 - Aggregate Sum of Exchange Traded Derivatives						0			0		0
0899999 Totals											

NONE

SCHEDULE DL - PART 1
SECURITIES LENDING COLLATERAL ASSETS

Reinvested Collateral Assets Owned Current Statement Date						
1	2	3	4	5	6	7
CUSIP Identification	Description	Code	NAIC Designation/Market Indicator	Fair Value	Book/Adjusted Carrying Value	Maturity Dates
NONE						
9999999 Totals				0	0	XXX

General Interrogatories:

1. Total activity for the year to date	Fair value \$	Book/Adjusted Carrying Value \$
2. Average balance for the year to date	Fair value \$	Book/Adjusted Carrying Value \$

3. Reinvested securities lending collateral assets book/adjusted carrying value included in this schedule by NAIC designation:

NAIC 1 \$	NAIC 2 \$	NAIC 3 \$	NAIC 4 \$	NAIC 5 \$	NAIC 6 \$
-----------------	-----------------	-----------------	-----------------	-----------------	-----------------

SCHEDULE DL - PART 2
SECURITIES LENDING COLLATERAL ASSETS

Reinvested Collateral Assets Owned Current Statement Date						
1	2	3	4	5	6	7
CUSIP Identification	Description	Code	NAIC Designation/Market Indicator	Fair Value	Book/Adjusted Carrying Value	Maturity Dates
NONE						
9999999 Totals				0	0	XXX

General Interrogatories:

- | | | |
|--|--------------------|--------------------------------------|
| 1. Total activity for the year to date | Fair value \$..... | Book/Adjusted Carrying Value \$..... |
| 2. Average balance for the year to date | Fair value \$..... | Book/Adjusted Carrying Value \$..... |
| 3. Grand Total Schedule DL Part 1 and Part 2 | Fair value \$..... | Book/Adjusted Carrying Value \$..... |

SCHEDULE E - PART 2 - CASH EQUIVALENTS

Show Investments Owned End of Current Quarter

1 Description	2 Code	3 Date Acquired	4 Rate of Interest	5 Maturity Date	6 Book/Adjusted Carrying Value	7 Amount of Interest Due & Accrued	8 Amount Received During Year
NONE							
8699999 Total Cash Equivalents					0	0	0