QUARTERLY STATEMENT

OF THE

OHIO SECURITY INSURANCE COMPANY

of FAIRFIELD

in the state of OHIO

TO THE

Insurance Department

OF THE

STATE OF

FOR THE QUARTER ENDED

June 30, 2012

PROPERTY AND CASUALTY

2012

24082201220100102

QUARTERLY STATEMENT

AS OF JUNE 30, 2012

OF THE CONDITION AND AFFAIRS OF THE

Ohio Security Insurance Company

NAIC Group Code 0111 (Current Period), 0111 (Prior Period) **NAIC Company Code** 24082 **Employer's ID Number** 31-0541777

Organized under the Laws of Ohio, **State of Domicile or Port of Entry** Ohio

Country of Domicile United States of America

Incorporated/Organized November 1, 1950 **Commenced Business** February 11, 1951

Statutory Home Office 9450 Seward Road (Street and Number), Fairfield, OH 45014 (City or Town, State and Zip Code)

Main Administrative Office 175 Berkeley Street (Street and Number)

Boston, MA 02116 (City or Town, State and Zip Code) 617-357-9500 (Area Code) (Telephone Number)

Mail Address 175 Berkeley Street (Street and Number or P.O. Box), Boston, MA 02116 (City or Town, State and Zip Code)

Primary Location of Books and Records 175 Berkeley Street (Street and Number) Boston, MA 02116 (City or Town, State and Zip Code) 617-357-9500 (Area Code) (Telephone Number)

Internet Website Address www.lmac.com

Statutory Statement Contact Pamela Heenan (Name) 617-357-9500 x44689 (Area Code) (Telephone Number) (Extension)

Statutory.Compliance@LibertyMutual.com (E-Mail Address) 617-574-5955 (Fax Number)

OFFICERS

Chairman of the Board

James Paul Condrin, III

	Name	Title
1.	James Paul Condrin, III	President and Chief Executive Officer
2.	Dexter Robert Legg	Secretary
3.	James Paul McKenney	Treasurer and Chief Financial Officer

VICE-PRESIDENTS

Name	Title	Name	Title
Anthony Alexander Fontanes	EVP and Chief Investment Officer	Michael Joseph Fallon	Executive Vice President

DIRECTORS OR TRUSTEES

James Paul Condrin, III	John Derek Doyle	Michael Joseph Fallon	Dexter Robert Legg
Christopher Charles Mansfield	James Paul McKenney		

State of Massachusetts

County of Suffolk ss

The officers of this reporting entity being duly sworn, each depose and say that they are the described officers of said reporting entity, and that on the reporting period stated above, all of the herein described assets were the absolute property of the said reporting entity, free and clear from any liens or claims thereon, except as herein stated, and that this statement, together with related exhibits, schedules and explanations therein contained, annexed or referred to, is a full and true statement of all the assets and liabilities and of the condition and affairs of the said reporting entity as of the reporting period stated above, and of its income and deductions therefrom for the period ended, and have been completed in accordance with the NAIC Annual Statement Instructions and Accounting Practices and Procedures manual except to the extent that: (1) state law may differ; or, (2) that state rules or regulations require differences in reporting not related to accounting practices and procedures, according to the best of their information, knowledge and belief, respectively. Furthermore, the scope of this attestation by the described officers also includes the related corresponding electronic filing with the NAIC, when required, that is an exact copy (except for formatting differences due to electronic filing) of the enclosed statement. The electronic filing may be requested by various regulators in lieu of or in addition to the enclosed statement.

(Signature)	(Signature)	(Signature)
James Paul Condrin, III	Dexter Robert Legg	James Paul McKenney
(Printed Name)	(Printed Name)	(Printed Name)
1.	2.	3.
President and Chief Executive Officer	Secretary	Treasurer and Chief Financial Officer
(Title)	(Title)	(Title)

Subscribed and sworn to before me this 16th day of July, 2012

a. Is this an original filing? [X] Yes [ ] No

b. If no: 1. State the amendment number

2. Date filed

3. Number of pages attached

ASSETS

	Current Statement Date 1 Assets	2 Nonadmitted Assets	3 Net Admitted Assets (Cols. 1 - 2)	4 December 31 Prior Year Net Admitted Assets
1. Bonds	14,588,767		14,588,767	14,379,418
2. Stocks:				
2.1 Preferred stocks				
2.2 Common stocks				
3. Mortgage loans on real estate:				
3.1 First liens				
3.2 Other than first liens				
4. Real estate:				
4.1 Properties occupied by the company (less $ 0 encumbrances)				
4.2 Properties held for the production of income (less $ 0 encumbrances)				
4.3 Properties held for sale (less $ 0 encumbrances)				
5. Cash ($ 0), cash equivalents ($ 0), and short-term investments ($ 29,573)	29,573		29,573	110,420
6. Contract loans (including $ 0 premium notes)				
7. Derivatives				
8. Other invested assets				
9. Receivables for securities				
10. Securities lending reinvested collateral assets	996,454		996,454	2,393,786
11. Aggregate write-ins for invested assets				
12. Subtotals, cash and invested assets (Lines 1 to 11)	15,614,794		15,614,794	16,883,624
13. Title plants less $ 0 charged off (for Title insurers only)				
14. Investment income due and accrued	136,286		136,286	136,712
15. Premiums and considerations:				
15.1 Uncollected premiums and agents' balances in the course of collection				
15.2 Deferred premiums, agents' balances and installments booked but deferred and not yet due (including $ 0 earned but unbilled premiums)				
15.3 Accrued retrospective premiums				
16. Reinsurance:				
16.1 Amounts recoverable from reinsurers	5,423,790		5,423,790	2,462,901
16.2 Funds held by or deposited with reinsured companies				
16.3 Other amounts receivable under reinsurance contracts				
17. Amounts receivable relating to uninsured plans				
18.1 Current federal and foreign income tax recoverable and interest thereon	22,588		22,588	
18.2 Net deferred tax asset				
19. Guaranty funds receivable or on deposit				
20. Electronic data processing equipment and software				
21. Furniture and equipment, including health care delivery assets ($ 0)				
22. Net adjustment in assets and liabilities due to foreign exchange rates				
23. Receivables from parent, subsidiaries and affiliates	15,491,041		15,491,041	8,180,130
24. Health care ($ 0) and other amounts receivable				
25. Aggregate write-ins for other than invested assets				
26. Total assets excluding Separate Accounts, Segregated Accounts and Protected Cell Accounts (Lines 12 to 25)	36,688,499		36,688,499	27,663,367
27. From Separate Accounts, Segregated Accounts and Protected Cell Accounts				
28. Total (Lines 26 and 27)	36,688,499		36,688,499	27,663,367

DETAILS OF WRITE-IN LINES				
1101.				
1102.				
1103.				
1198. Summary of remaining write-ins for Line 11 from overflow page				
1199. Totals (Lines 1101 through 1103 plus 1198) (Line 11 above)				
2501.				
2502.				
2503.				
2598. Summary of remaining write-ins for Line 25 from overflow page				
2599. Totals (Lines 2501 through 2503 plus 2598) (Line 25 above)				

LIABILITIES, SURPLUS AND OTHER FUNDS

	1 Current Statement Date	2 December 31, Prior Year
1. Losses (current accident year $ 0)		
2. Reinsurance payable on paid losses and loss adjustment expenses		
3. Loss adjustment expenses		
4. Commissions payable, contingent commissions and other similar charges		
5. Other expenses (excluding taxes, licenses and fees)		
6. Taxes, licenses and fees (excluding federal and foreign income taxes)		
7.1. Current federal and foreign income taxes (including $ 0 on realized capital gains (losses))		20,600
7.2. Net deferred tax liability	58,000	58,000
8. Borrowed money $ 0 and interest thereon $ 0		
9. Unearned premiums (after deducting unearned premiums for ceded reinsurance of $ 74,919,341 and including warranty reserves of $ 0 and accrued accident and health experience rating refunds including $ 0 for medical loss ratio rebate per the Public Health Service Act)		
10. Advance premium		
11. Dividends declared and unpaid:		
11.1. Stockholders		
11.2. Policyholders		
12. Ceded reinsurance premiums payable (net of ceding commissions)	14,845,526	8,044,365
13. Funds held by company under reinsurance treaties		
14. Amounts withheld or retained by company for account of others		
15. Remittances and items not allocated		
16. Provision for reinsurance		
17. Net adjustments in assets and liabilities due to foreign exchange rates		
18. Drafts outstanding		
19. Payable to parent, subsidiaries and affiliates	6,093,873	2,617,264
20. Derivatives		
21. Payable for securities		
22. Payable for securities lending	996,454	2,393,786
23. Liability for amounts held under uninsured plans		
24. Capital notes $ 0 and interest thereon $ 0		
25. Aggregate write-ins for liabilities		
26. Total liabilities excluding protected cell liabilities (Lines 1 through 25)	21,993,853	13,134,015
27. Protected cell liabilities		
28. Total liabilities (Lines 26 and 27)	21,993,853	13,134,015
29. Aggregate write-ins for special surplus funds		
30. Common capital stock	3,500,430	3,500,430
31. Preferred capital stock		
32. Aggregate write-ins for other than special surplus funds		
33. Surplus notes		
34. Gross paid in and contributed surplus	1,499,570	1,499,570
35. Unassigned funds (surplus)	9,694,646	9,529,352
36. Less treasury stock, at cost:		
36.1. 0 shares common (value included in Line 30 $ 0)		
36.2. 0 shares preferred (value included in Line 31 $ 0)		
37. Surplus as regards policyholders (Lines 29 to 35, less 36)	14,694,646	14,529,352
38. Totals (Page 2, Line 28, Col. 3)	36,688,499	27,663,367

DETAILS OF WRITE-IN LINES		
2501.		
2502.		
2503.		
2598. Summary of remaining write-ins for Line 25 from overflow page		
2599. Totals (Lines 2501 through 2503 plus 2598) (Line 25 above)		
2901.		
2902.		
2903.		
2998. Summary of remaining write-ins for Line 29 from overflow page		
2999. Totals (Lines 2901 through 2903 plus 2998) (Line 29 above)		
3201.		
3202.		
3203.		
3298. Summary of remaining write-ins for Line 32 from overflow page		
3299. Totals (Lines 3201 through 3203 plus 3298) (Line 32 above)		

STATEMENT OF INCOME

	1 Current Year To Date	2 Prior Year To Date	3 Prior Year Ended December 31
UNDERWRITING INCOME			
1. Premiums earned:			
1.1 Direct (written $ 79,291,147)	54,073,059	18,237,469	53,873,296
1.2 Assumed (written $ 0)			
1.3 Ceded (written $ 79,291,147)	54,073,059	18,237,469	53,873,296
1.4 Net (written $ 0)			
DEDUCTIONS:			
2. Losses incurred (current accident year $ 0):			
2.1 Direct	37,493,496	9,732,906	32,458,566
2.2 Assumed			
2.3 Ceded	37,493,496	9,732,906	32,458,566
2.4 Net			
3. Loss adjustment expenses incurred			
4. Other underwriting expenses incurred			
5. Aggregate write-ins for underwriting deductions			
6. Total underwriting deductions (Lines 2 through 5)			
7. Net income of protected cells			
8. Net underwriting gain (loss) (Line 1 minus Line 6 + Line 7)			
INVESTMENT INCOME			
9. Net investment income earned	164,805	215,383	388,762
10. Net realized capital gains (losses) less capital gains tax of $ 0			(2,209)
11. Net investment gain (loss) (Lines 9 + 10)	164,805	215,383	386,553
OTHER INCOME			
12. Net gain or (loss) from agents' or premium balances charged off (amount recovered $ 0 amount charged off $ 0)			
13. Finance and service charges not included in premiums			
14. Aggregate write-ins for miscellaneous income			(38)
15. Total other income (Lines 12 through 14)			(38)
16. Net income before dividends to policyholders, after capital gains tax and before all other federal and foreign income taxes (Lines 8 + 11 + 15)	164,805	215,383	386,515
17. Dividends to policyholders			
18. Net income, after dividends to policyholders, after capital gains tax and before all other federal and foreign income taxes (Line 16 minus Line 17)	164,805	215,383	386,515
19. Federal and foreign income taxes incurred	(489)	(8,809)	114,190
20. Net income (Line 18 minus Line 19) (to Line 22)	165,294	224,192	272,325
CAPITAL AND SURPLUS ACCOUNT			
21. Surplus as regards policyholders, December 31 prior year	14,529,352	14,315,027	14,315,027
22. Net income (from Line 20)	165,294	224,192	272,325
23. Net transfers (to) from Protected Cell accounts			
24. Change in net unrealized capital gains or (losses) less capital gains tax of $ 0			
25. Change in net unrealized foreign exchange capital gain (loss)			
26. Change in net deferred income tax			(147,510)
27. Change in nonadmitted assets			89,510
28. Change in provision for reinsurance			
29. Change in surplus notes			
30. Surplus (contributed to) withdrawn from protected cells			
31. Cumulative effect of changes in accounting principles			
32. Capital changes:			
32.1 Paid in			
32.2 Transferred from surplus (Stock Dividend)			
32.3 Transferred to surplus			
33. Surplus adjustments:			
33.1 Paid in			
33.2 Transferred to capital (Stock Dividend)			
33.3 Transferred from capital			
34. Net remittances from or (to) Home Office			
35. Dividends to stockholders			
36. Change in treasury stock			
37. Aggregate write-ins for gains and losses in surplus			
38. Change in surplus as regards policyholders (Lines 22 through 37)	165,294	224,192	214,325
39. Surplus as regards policyholders, as of statement date (Lines 21 plus 38)	14,694,646	14,539,219	14,529,352

DETAILS OF WRITE-IN LINES			
0501.			
0502.			
0503.			
0598. Summary of remaining write-ins for Line 05 from overflow page			
0599. Totals (Lines 0501 through 0503 plus 0598) (Line 05 above)			
1401. Other income/(expense)			(38)
1402.			
1403.			
1498. Summary of remaining write-ins for Line 14 from overflow page			
1499. Totals (Lines 1401 through 1403 plus 1498) (Line 14 above)			(38)
3701.			
3702.			
3703.			
3798. Summary of remaining write-ins for Line 37 from overflow page			
3799. Totals (Lines 3701 through 3703 plus 3798) (Line 37 above)			

CASH FLOW

	1 Current Year To Date	2 Prior Year To Date	3 Prior Year Ended December 31
Cash from Operations			
1. Premiums collected net of reinsurance	6,801,161	3,275,251	5,325,359
2. Net investment income	207,964	242,765	460,672
3. Miscellaneous income			(37)
4. Total (Lines 1 to 3)	7,009,125	3,518,016	5,785,994
5. Benefit and loss related payments	2,960,889	(332,998)	716,401
6. Net transfers to Separate Accounts, Segregated Accounts and Protected Cell Accounts			
7. Commissions, expenses paid and aggregate write-ins for deductions			
8. Dividends paid to policyholders			
9. Federal and foreign income taxes paid (recovered) net of $ 0 tax on capital gains (losses)	42,700	(1,839,826)	(1,772,363)
10. Total (Lines 5 through 9)	3,003,589	(2,172,824)	(1,055,962)
11. Net cash from operations (Line 4 minus Line 10)	4,005,536	5,690,840	6,841,956
Cash from Investments			
12. Proceeds from investments sold, matured or repaid:			
12.1 Bonds		800,000	1,445,000
12.2 Stocks			
12.3 Mortgage loans			
12.4 Real estate			
12.5 Other invested assets	2,393,786	3,084,382	4,255,128
12.6 Net gains (or losses) on cash, cash equivalents and short-term investments			
12.7 Miscellaneous proceeds			
12.8 Total investment proceeds (Lines 12.1 to 12.7)	2,393,786	3,884,382	5,700,128
13. Cost of investments acquired (long-term only):			
13.1 Bonds	252,081	3,841,106	4,643,316
13.2 Stocks			
13.3 Mortgage loans			
13.4 Real estate			
13.5 Other invested assets	996,454	2,409,366	5,733,785
13.6 Miscellaneous applications		(520,978)	
13.7 Total investments acquired (Lines 13.1 to 13.6)	1,248,535	5,729,494	10,377,101
14. Net increase (or decrease) in contract loans and premium notes			
15. Net cash from investments (Line 12.8 minus Line 13.7 and Line 14)	1,145,251	(1,845,112)	(4,676,973)
Cash from Financing and Miscellaneous Sources			
16. Cash provided (applied):			
16.1 Surplus notes, capital notes			
16.2 Capital and paid in surplus, less treasury stock			
16.3 Borrowed funds			
16.4 Net deposits on deposit-type contracts and other insurance liabilities			
16.5 Dividends to stockholders			
16.6 Other cash provided (applied)	(5,231,634)	(4,116,077)	(3,072,075)
17. Net cash from financing and miscellaneous sources (Line 16.1 through Line 16.4 minus Line 16.5 plus Line 16.6)	(5,231,634)	(4,116,077)	(3,072,075)
RECONCILIATION OF CASH, CASH EQUIVALENTS AND SHORT-TERM INVESTMENTS			
18. Net change in cash, cash equivalents and short-term investments (Line 11, plus Lines 15 and 17)	(80,847)	(270,349)	(907,092)
19. Cash, cash equivalents and short-term investments:			
19.1 Beginning of year	110,420	1,017,512	1,017,512
19.2 End of period (Line 18 plus Line 19.1)	29,573	747,163	110,420

Note: Supplemental disclosures of cash flow information for non-cash transactions:

20.0001			
20.0002			
20.0003			

NOTES TO FINANCIAL STATEMENTS

Note 1 - Summary of Significant Accounting Policies

A. Accounting Practices

Effective January 1, 2001, and subject to any deviations prescribed or permitted by the State of Ohio, the accompanying financial statements of Ohio Security Insurance Company (the "Company") have been prepared in conformity with the National Association of Insurance Commissioners ("NAIC") *Accounting Practices and Procedures Manual* ("APP Manual").

Note 2 - Accounting Changes and Correction of Errors

Effective January 1, 2012, the Company adopted SSAP No. 101, *Income Taxes, A Replacement of SSAP No. 10R and SSAP No. 10* ("SSAP No. 101"). There was no cumulative effect adjustment resulting from the adoption of SSAP No. 101.

Note 3 - Business Combinations and Goodwill

No change.

Note 4 - Discontinued Operations

No change.

Note 5 - Investments

Not applicable.

Note 6 - Joint Ventures, Partnerships & Limited Liability Companies

No change.

Note 7 - Investment Income

No change.

Note 8 - Derivative Instruments

No change.

Note 9 - Income Taxes

No change.

Note 10 - Information Concerning Parent, Subsidiaries and Affiliates

No change.

Note 11 - Debt

No change.

Note 12 - Retirement Plans, Deferred Compensation, Postemployment Benefits and Compensated Absences and Other Postretirement Benefit Plans

No change.

Note 13 - Capital and Surplus, Shareholders' Dividend Restrictions and Quasi-Reorganizations

No change.

Note 14 - Contingencies

No change.

Note 15 - Leases

No change.

Note 16 - Information About Financial Instruments With Off-Balance Sheet Risk And With Concentrations of Credit Risk

No change.

NOTES TO FINANCIAL STATEMENTS

Note 17 - Sale, Transfer and Servicing of Financial Assets and Extinguishments of Liabilities

C. Wash Sales

In the course the Company's asset management, securities are sold and reacquired within 30 days of the sale date. There are no transactions for securities with NAIC designation 3 or below sold during the second quarter of 2012, and reacquired within 30 days of the sale date.

Note 18 - Gain or Loss from Uninsured Accident and Health Plans and the Uninsured Portion of Partially Insured Plans

No change.

Note 19 - Direct Premium Written/Produced by Managing General Agents/ Third Party Administrators

No change.

Note 20 - Fair Value Measurements

A. Inputs Used for Assets and Liabilities Measured at Fair Value

Pursuant to the guidance in SSAP No. 100, *Fair Value Measurements*, the Company carries no assets or liabilities on its balance sheet measured at fair value.

B. Other Fair Value Disclosures

Not applicable

C. Aggregate Fair Value of All Financial Instruments

Type of Financial Instrument	Aggregate Fair Value	Admitted Assets	(Level 1)	(Level 2)	(Level 3)	Not Practicable (Carrying Value)
Cash, Cash Equivalents, and Short Term	$ 29,573	$ 29,573	$ 29,573	$ -	$ -	$ -
Bonds	15,269,922	14,588,767	12,287,661	2,982,261	-	-
Preferred Stock	-	-	-	-	-	-
Common Stock	-	-	-	-	-	-
Securities Lending Reinvested Collateral	996,454	996,454	-	996,454	-	-
Mortgage Loans	-	-	-	-	-	-
Surplus Notes	-	-	-	-	-	-
Total	$ 16,295,949	$ 15,614,794	$ 12,317,234	$ 3,978,715	$ -	$ -

D. Not Practicable to Estimate Fair Value

Not applicable

Note 21 - Other Items

No change.

Note 22 - Events Subsequent

No change.

Note 23 - Reinsurance

No change.

Note 24 - Retrospectively Rated Contracts and Contracts Subject to Redetermination

No change.

Note 25 - Changes in Incurred Losses and Loss Adjustment Expenses

Not applicable.

Note 26 - Intercompany Pooling Arrangements

No change.

Note 27 - Structured Settlements

No change.

NOTES TO FINANCIAL STATEMENTS

Note 28 - Health Care Receivables

No change.

Note 29 - Participating Policies

No change.

Note 30 - Premium Deficiency Reserves

No change.

Note 31 - High Dollar Deductible Policies

No change.

Note 32 - Discounting of Liabilities for Unpaid Losses and Unpaid Loss Adjustment Expenses

No change.

Note 33 - Asbestos/Environmental Reserves

No change.

Note 34 - Subscriber Savings Accounts

No change.

Note 35 - Multiple Peril Crop Insurance

No change.

Note 36 - Financial Guaranty Insurance Contracts

No change.

GENERAL INTERROGATORIES

PART 1 – COMMON INTERROGATORIES

GENERAL

1.1 Did the reporting entity experience any material transactions requiring the filing of Disclosure of Material Transactions with the State of Domicile, as required by the Model Act? Yes [X] No [ ]

1.2 If yes, has the report been filed with the domiciliary state? Yes [X] No [ ]

2.1 Has any change been made during the year of this statement in the charter, by-laws, articles of incorporation, or deed of settlement of the reporting entity? Yes [ ] No [X]

2.2 If yes, date of change:

3. Have there been any substantial changes in the organizational chart since the prior quarter end? Yes [X] No [ ]
If yes, complete the Schedule Y – Part 1 – organizational chart.

4.1 Has the reporting entity been a party to a merger or consolidation during the period covered by this statement? Yes [ ] No [X]

4.2 If yes, provide the name of entity, NAIC Company Code, and state of domicile (use two letter state abbreviation) for any entity that has ceased to exist as a result of the merger or consolidation.

1 Name of Entity	2 NAIC Company Code	3 State of Domicile

5. If the reporting entity is subject to a management agreement, including third-party administrator(s), managing general agent(s), attorney-in-fact, or similar agreement, have there been any significant changes regarding the terms of the agreement or principals involved? Yes [ ] No [X] N/A [ ]
If yes, attach an explanation.

6.1 State as of what date the latest financial examination of the reporting entity was made or is being made. 12/31/2008

6.2 State the as of date that the latest financial examination report became available from either the state of domicile or the reporting entity. This date should be the date of the examined balance sheet and not the date the report was completed or released. 12/31/2008

6.3 State as of what date the latest financial examination report became available to other states or the public from either the state of domicile or the reporting entity. This is the release date or completion date of the examination report and not the date of the examination (balance sheet date). 05/28/2010

6.4 By what department or departments?
Ohio Department of Insurance

6.5 Have all financial statement adjustments within the latest financial examination report been accounted for in a subsequent financial statement filed with Departments? Yes [ ] No [ ] N/A [X]

6.6 Have all of the recommendations within the latest financial examination report been complied with? Yes [ ] No [ ] N/A [X]

7.1 Has this reporting entity had any Certificates of Authority, licenses or registrations (including corporate registration, if applicable) suspended or revoked by any governmental entity during the reporting period? Yes [ ] No [X]

7.2 If yes, give full information

8.1 Is the company a subsidiary of a bank holding company regulated by the Federal Reserve Board? Yes [ ] No [X]

GENERAL INTERROGATORIES

8.2 If response to 8.1 is yes, please identify the name of the bank holding company.

8.3 Is the company affiliated with one or more banks, thrifts or securities firms? Yes [ ] No [X]

8.4 If response to 8.3 is yes, please provide below the names and location (city and state of the main office) of any affiliates regulated by a federal regulatory services agency [i.e. the Federal Reserve Board (FRB), the Office of the Comptroller of the Currency (OCC), the Federal Deposit Insurance Corporation (FDIC) and the Securities Exchange Commission (SEC)] and identify the affiliate's primary federal regulator.

1 Affiliate Name	2 Location (City, State)	3 FRB	4 OCC	5 FDIC	6 SEC

9.1 Are the senior officers (principal executive officer, principal financial officer, principal accounting officer or controller, or persons performing similar functions) of the reporting entity subject to a code of ethics, which includes the following standards?

(a) Honest and ethical conduct, including the ethical handling of actual or apparent conflicts of interest between personal and professional relationships;

(b) Full, fair, accurate, timely and understandable disclosure in the periodic reports required to be filed by the reporting entity;

(c) Compliance with applicable governmental laws, rules, and regulations;

(d) The prompt internal reporting of violations to an appropriate person or persons identified in the code; and

(e) Accountability for adherence to the code. Yes [X] No [ ]

9.11 If the response to 9.1 is No, please explain:

9.2 Has the code of ethics for senior managers been amended? Yes [X] No [ ]

9.21 If the response to 9.2 is Yes, provide information related to amendment(s).
During the 1st quarter, Liberty Mutual Group published certain non-material changes to its Code of Business Ethics and Conduct designed to clarify existing Code provisions.

9.3 Have any provisions of the code of ethics been waived for any of the specified officers? Yes [ ] No [X]

9.31 If the response to 9.3 is Yes, provide the nature of any waiver(s).

FINANCIAL

10.1 Does the reporting entity report any amounts due from parent, subsidiaries or affiliates on Page 2 of this statement? Yes [X] No [ ]

10.2 If yes, indicate any amounts receivable from parent included in the Page 2 amount: $ 0

INVESTMENT

11.1 Were any of the stocks, bonds, or other assets of the reporting entity loaned, placed under option agreement, or otherwise made available for use by another person? (Exclude securities under securities lending agreements.) Yes [ ] No [X]

11.2 If yes, give full and complete information relating thereto:

12. Amount of real estate and mortgages held in other invested assets in Schedule BA: $ 0

GENERAL INTERROGATORIES

13. Amount of real estate and mortgages held in short-term investments: $ 0

14.1 Does the reporting entity have any investments in parent, subsidiaries and affiliates? Yes [ ] No [X]

14.2 If yes, please complete the following:

	1 Prior Year-End Book/Adjusted Carrying Value	2 Current Quarter Book/Adjusted Carrying Value
14.21 Bonds	$ 0	$ 0
14.22 Preferred Stock	$ 0	$ 0
14.23 Common Stock	$ 0	$ 0
14.24 Short-Term Investments	$ 0	$ 0
14.25 Mortgage Loans on Real Estate	$ 0	$ 0
14.26 All Other	$ 0	$ 0
14.27 Total Investment in Parent, Subsidiaries and Affiliates (Subtotal Lines 14.21 to 14.26)	$ 0	$ 0
14.28 Total Investment in Parent included in Lines 14.21 to 14.26 above	$ 0	$ 0

15.1 Has the reporting entity entered into any hedging transactions reported on Schedule DB? Yes [ ] No [X]

15.2 If yes, has a comprehensive description of the hedging program been made available to the domiciliary state? Yes [ ] No [ ]
If no, attach a description with this statement.

16. Excluding items in Schedule E - Part 3 - Special Deposits, real estate, mortage loans and investments held physically in the reporting entity's offices, vaults or safety deposit boxes, were all stocks, bonds and other securities, owned throughout the current year held pursuant to a custodial agreement with a qualified bank or trust company in accordance with Section 1, III - General Examination Considerations, F. Outsourcing of Critical Functions, Custodial or Safekeeping Agreements of the NAIC Financial Condition Examiners Handbook? Yes [X] No [ ]

16.1 For all agreements that comply with the requirements of the NAIC Financial Condition Examiners Handbook, complete the following:

1 Name of Custodian(s)	2 Custodian Address
JP Morgan Chase	1 Chase Manhattan Plaza, New York, NY 10005

16.2 For all agreements that do not comply with the requirements of the NAIC Financial Condition Examiners Handbook, provide the name, location and a complete explanation:

1 Name(s)	2 Location(s)	3 Complete Explanation(s)

16.3 Have there been any changes, including name changes, in the custodian(s) identified in 16.1 during the current quarter? Yes [ ] No [X]

16.4 If yes, give full and complete information relating thereto:

1 Old Custodian	2 New Custodian	3 Date of Change	4 Reason

GENERAL INTERROGATORIES

16.5 Identify all investment advisors, broker/dealers or individuals acting on behalf of broker/dealers that have access to the investment accounts, handle securities and have authority to make investments on behalf of the reporting entity:

1 Central Registration Depository	2 Name(s)	3 Address
N/A	Liberty Mutual Group Asset Management Inc.	175 Berkeley Street, Boston, MA 02116

17.1 Have all the filing requirements of the Purposes and Procedures Manual of the NAIC Securities Valuation Office been followed? Yes [X] No [ ]

17.2 If no, list exceptions:

GENERAL INTERROGATORIES

PART 2 - PROPERTY & CASUALTY INTERROGATORIES

1. If the reporting entity is a member of a pooling arrangement, did the agreement or the reporting entity's participation change? Yes [ ] No [X] N/A [ ]
   If yes, attach an explanation.

2. Has the reporting entity reinsured any risk with any other reporting entity and agreed to release such entity from liability, in whole or in part, from any loss that may occur on the risk, or portion thereof, reinsured? Yes [ ] No [X]
   If yes, attach an explanation.

3.1 Have any of the reporting entity's primary reinsurance contracts been canceled? Yes [ ] No [X]

3.2 If yes, give full and complete information thereto:

4.1 Are any of the liabilities for unpaid losses and loss adjustment expenses other than certain workers' compensation tabular reserves (see Annual Statement Instructions pertaining to disclosure of discounting for definition of "tabular reserves") discounted at a rate of interest greater than zero? Yes [ ] No [X]

4.2 If yes, complete the following schedule:

1	2	3	TOTAL DISCOUNT				DISCOUNT TAKEN DURING PERIOD			
			4	5	6	7	8	9	10	11
Line of Business	Maximum Interest	Discount Rate	Unpaid Losses	Unpaid LAE	IBNR	TOTAL	Unpaid Losses	Unpaid LAE	IBNR	TOTAL
			0	0	0	0	0	0	0	0
			0	0	0	0	0	0	0	0
			0	0	0	0	0	0	0	0
			0	0	0	0	0	0	0	0
		TOTAL	0	0	0	0	0	0	0	0

5. Operating Percentages:
   5.1. A&H loss percent 0.00 %
   5.2. A&H cost containment percent 0.00 %
   5.3. A&H expense percent excluding cost containment expenses 0.00 %

6.1 Do you act as a custodian for health savings accounts? Yes [ ] No [X]

6.2 If yes, please provide the amount of custodial funds held as of the reporting date. $ 0

6.3 Do you act as an administrator for health savings accounts? Yes [ ] No [X]

6.4 If yes, please provide the balance of the funds administered as of the reporting date. $ 0

NONE Schedule F

SCHEDULE T - EXHIBIT OF PREMIUMS WRITTEN

Current Year To Date - Allocated by States and Territories

		Direct Premiums Written		Direct Losses Paid (Deducting Salvage)		Direct Losses Unpaid	
	1	2	3	4	5	6	7
States, Etc.	Active Status	Current Year to Date	Prior Year to Date	Current Year to Date	Prior Year to Date	Current Year to Date	Prior Year to Date
1. Alabama AL	L	1,975,551	580,686	1,098,583	23,210	938,337	17,371
2. Alaska AK	L	3,537,285	2,236,541	1,740,015	51,968	1,769,466	189,701
3. Arizona AZ	L	2,318,908	812	24,492		176,872	1,437
4. Arkansas AR	L	663,803	21,951	15,233		89,625	42,138
5. California CA	L						
6. Colorado CO	L	3,311,605	398	26,327		634,115	
7. Connecticut CT	L	123,562	114,363	187,751	194,914	187,433	725,988
8. Delaware DE	L	240,575	3,034			13,336	14,437
9. District of Columbia DC	L	42,769	(1,678)			10,548	38,199
10. Florida FL	L	40,904	392,790	1,080,620	529,856	2,400,884	2,469,405
11. Georgia GA	L	2,518,527	3,493,661	2,072,609	1,126,628	7,336,829	5,820,473
12. Hawaii HI	N						
13. Idaho ID	L	2,291,037	1,131,038	439,247	88,285	627,665	111,743
14. Illinois IL	L	2,802,814	587,079	777,763	582,791	2,898,696	2,041,442
15. Indiana IN	L	2,350,215	1,593,978	1,165,930	623,725	5,675,941	3,923,743
16. Iowa IA	L	346,710	43,951	186,830	29,223	189,015	51,431
17. Kansas KS	L	628,892	14,496	102,497		227,922	6,873
18. Kentucky KY	L	1,758,658	202,229	109,576	62,883	547,429	441,249
19. Louisiana LA	L	2,338,626	(744)	4,384		104,719	
20. Maine ME	L						
21. Maryland MD	L	208,465	135,839	553,805	939,941	14,901,962	16,015,555
22. Massachusetts MA	L	443	603				
23. Michigan MI	L	1,025,511	79,766	184,669	7,973	517,912	30,943
24. Minnesota MN	L	1,467,197	68,508	503,259		831,574	
25. Mississippi MS	L	972,771	335,022	99,401	1,372	471,766	7,060
26. Missouri MO	L	1,503,256	129,591	264,274	89,741	320,892	47,231
27. Montana MT	L	2,653,332	1,347,444	262,411	36,672	764,077	161,409
28. Nebraska NE	L	804,044	32,721	275,383	7,235	533,932	127,263
29. Nevada NV	L	9,399	12,979		196	4,038	5,588
30. New Hampshire NH	L						
31. New Jersey NJ	L	168,941	205,973	189,686	168,950	1,423,359	1,626,557
32. New Mexico NM	L	1,482,864	(3,205)	27,684		251,097	5,858
33. New York NY	L	430	5,185	831	95,261	22,985	87,186
34. North Carolina NC	L	2,958,202	335,100	556,144	547,948	3,866,495	3,890,132
35. North Dakota ND	L	137,722	8,727	1,793		46,360	
36. Ohio OH	L	746,964	1,329,483	430,930	299,661	2,204,496	1,687,506
37. Oklahoma OK	L	1,829,440	26,497	94,063	14,738	405,618	162,902
38. Oregon OR	L	8,033,921	4,285,328	960,289	74,405	3,719,733	416,682
39. Pennsylvania PA	L	1,800,082	1,575,552	1,818,037	863,125	8,320,501	8,097,469
40. Rhode Island RI	L						
41. South Carolina SC	L	2,748,091	1,641,947	1,572,963	266,414	5,613,086	1,306,565
42. South Dakota SD	L	291,135	11,049	28,962		64,341	
43. Tennessee TN	L	1,697,874	2,273,395	687,602	808,807	1,453,413	925,309
44. Texas TX	L	23,780	69,924	19,461	12,472	279,766	416,087
45. Utah UT	L	1,800,815	(154)	49,326		186,038	42,275
46. Vermont VT	L						
47. Virginia VA	L	1,256,577	567,911	184,512	259,915	2,959,815	2,633,461
48. Washington WA	L	16,567,181	9,908,974	2,929,166	381,969	6,556,337	1,123,461
49. West Virginia WV	L	139,417	151,031	26,461	22,455	39,804	136,910
50. Wisconsin WI	L	715,711	13,330	44,757		183,012	8,149
51. Wyoming WY	L	957,138	(1,459)	132,969		84,828	6,776
52. American Samoa AS	N						
53. Guam GU	N						
54. Puerto Rico PR	N						
55. U.S. Virgin Islands VI	N						
56. Northern Mariana Islands MP	N						
57. Canada CN	N						
58. Aggregate Other Alien OT	XXX						
59. Totals	(a) 50	79,291,144	34,961,646	20,930,695	8,212,733	79,856,069	54,863,964

DETAILS OF WRITE-INS							
5801.	XXX						
5802.	XXX						
5803.	XXX						
5898. Summary of remaining write-ins for Line 58 from overflow page	XXX						
5899. Totals (Lines 5801 through 5803 plus 5898) (Line 58 above)	XXX						

(L) Licensed or Chartered - Licensed Insurance Carrier or Domiciled RRG: (R) Registered - Non-domiciled RRGs: (Q) Qualified - Qualified or Accredited Reinsurer:
(E) Eligible - Reporting Entities eligible or approved to write Surplus Lines in the state: (N) None of the above - Not allowed to write business in the state.
(a) Insert the number of L responses except for Canada and Other Alien.

SCHEDULE Y - INFORMATION CONCERNING ACTIVITIES OF INSURER MEMBERS OF A HOLDING COMPANY GROUP

PART 1 - ORGANIZATIONAL CHART

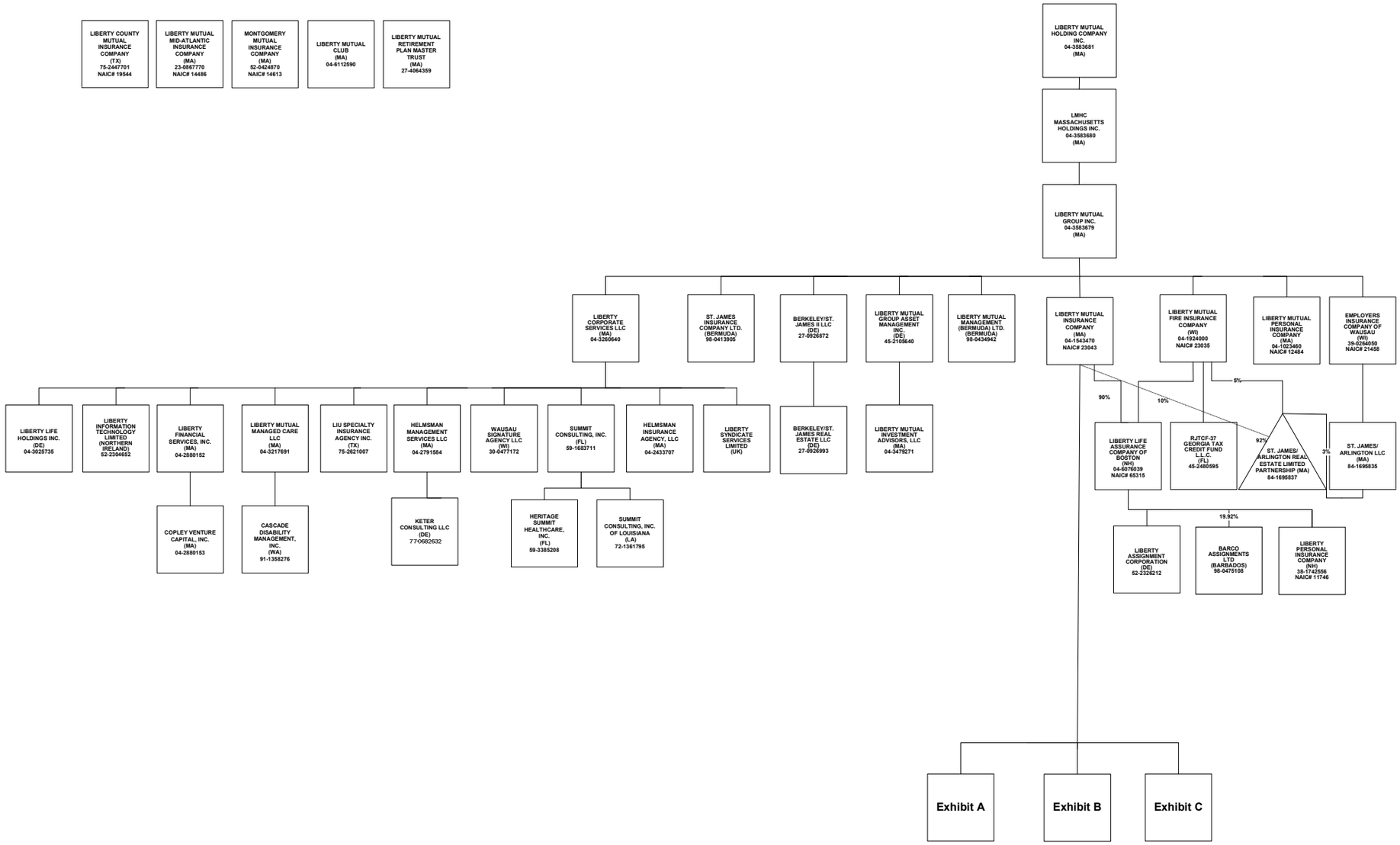

SCHEDULE Y - INFORMATION CONCERNING ACTIVITIES OF INSURER MEMBERS OF A HOLDING COMPANY GROUP

PART 1 - ORGANIZATIONAL CHART

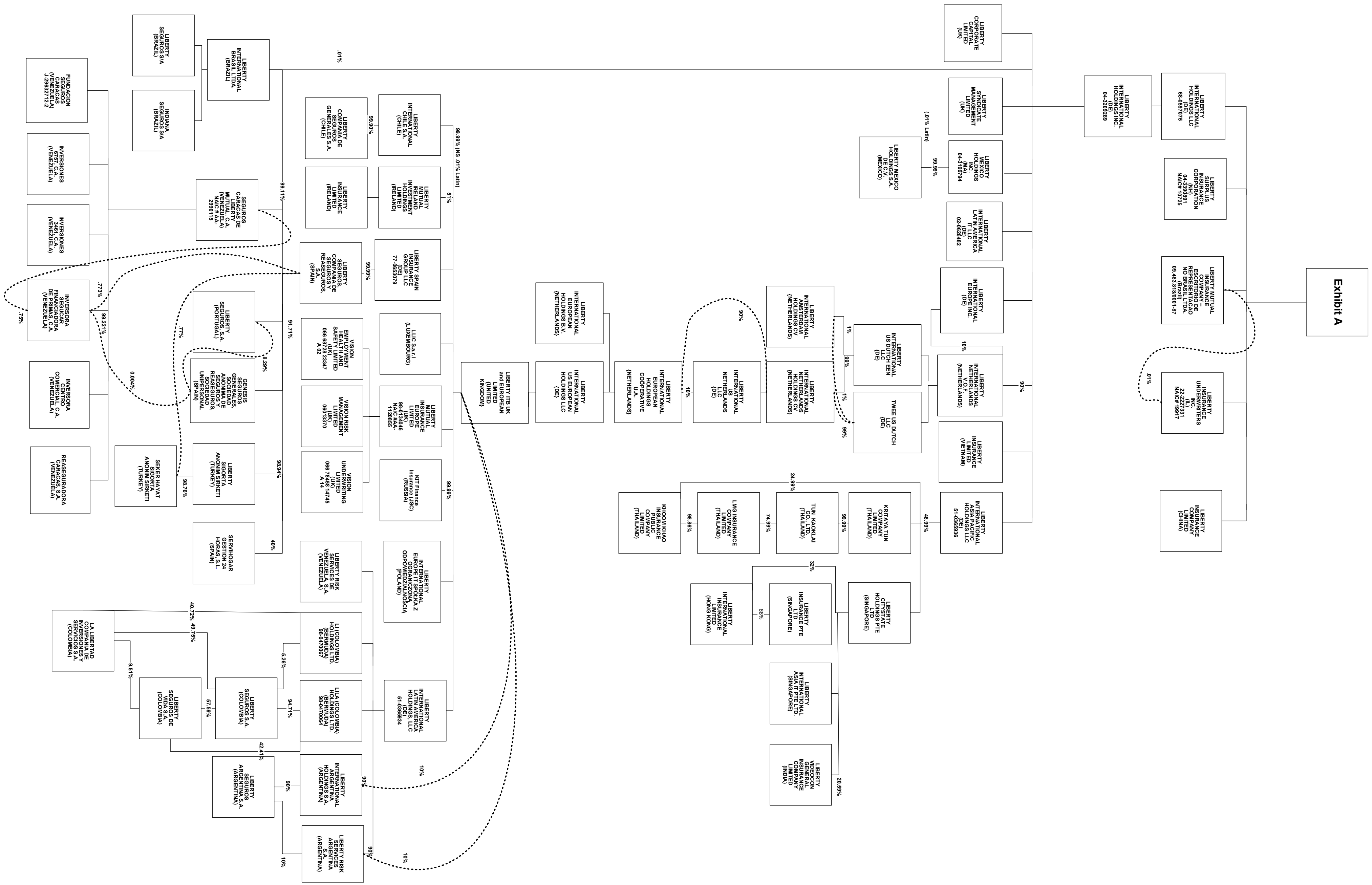

SCHEDULE Y - INFORMATION CONCERNING ACTIVITIES OF INSURER MEMBERS OF A HOLDING COMPANY GROUP

PART 1 - ORGANIZATIONAL CHART

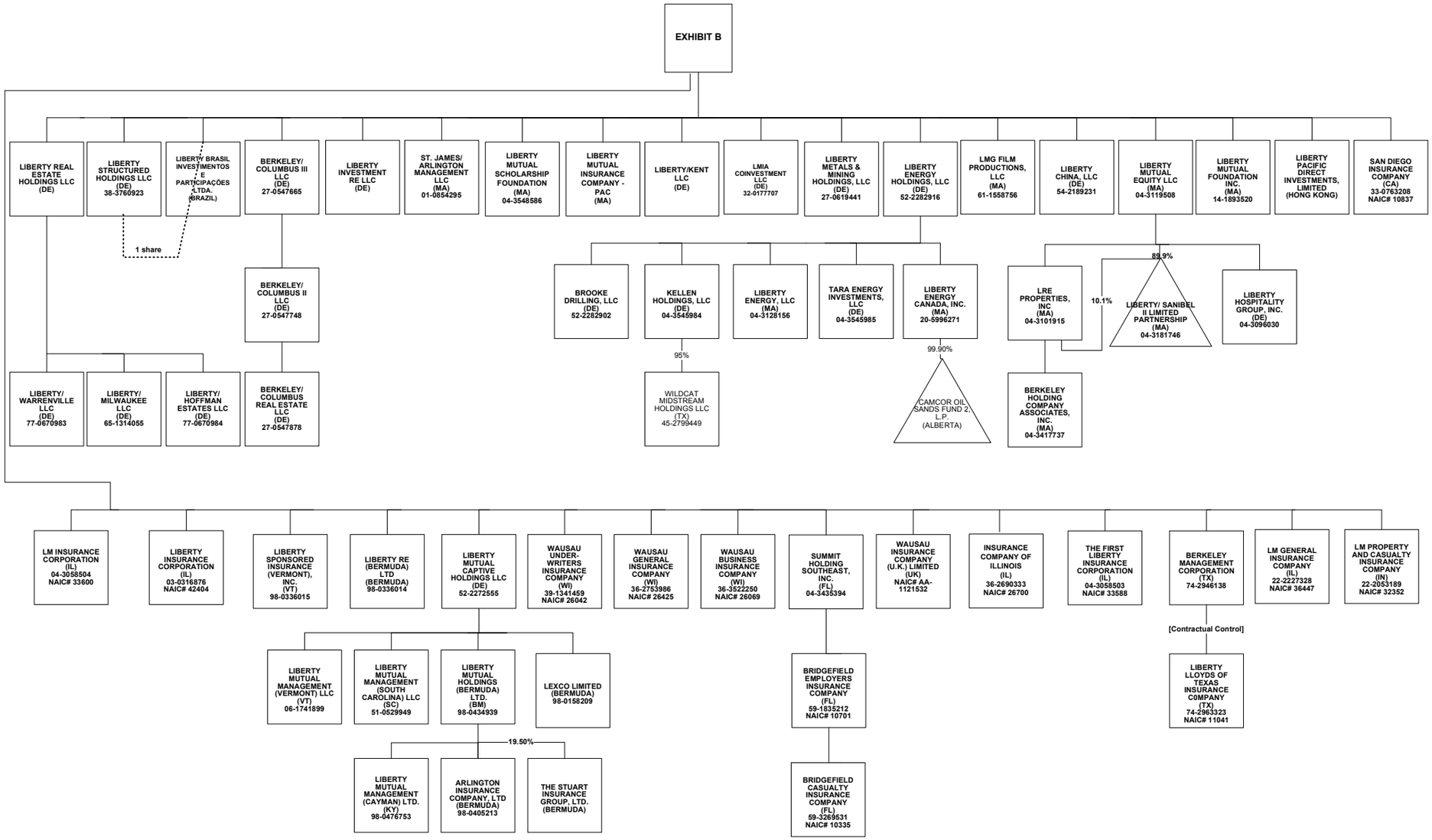

SCHEDULE Y - INFORMATION CONCERNING ACTIVITIES OF INSURER MEMBERS OF A HOLDING COMPANY GROUP

PART 1 - ORGANIZATIONAL CHART

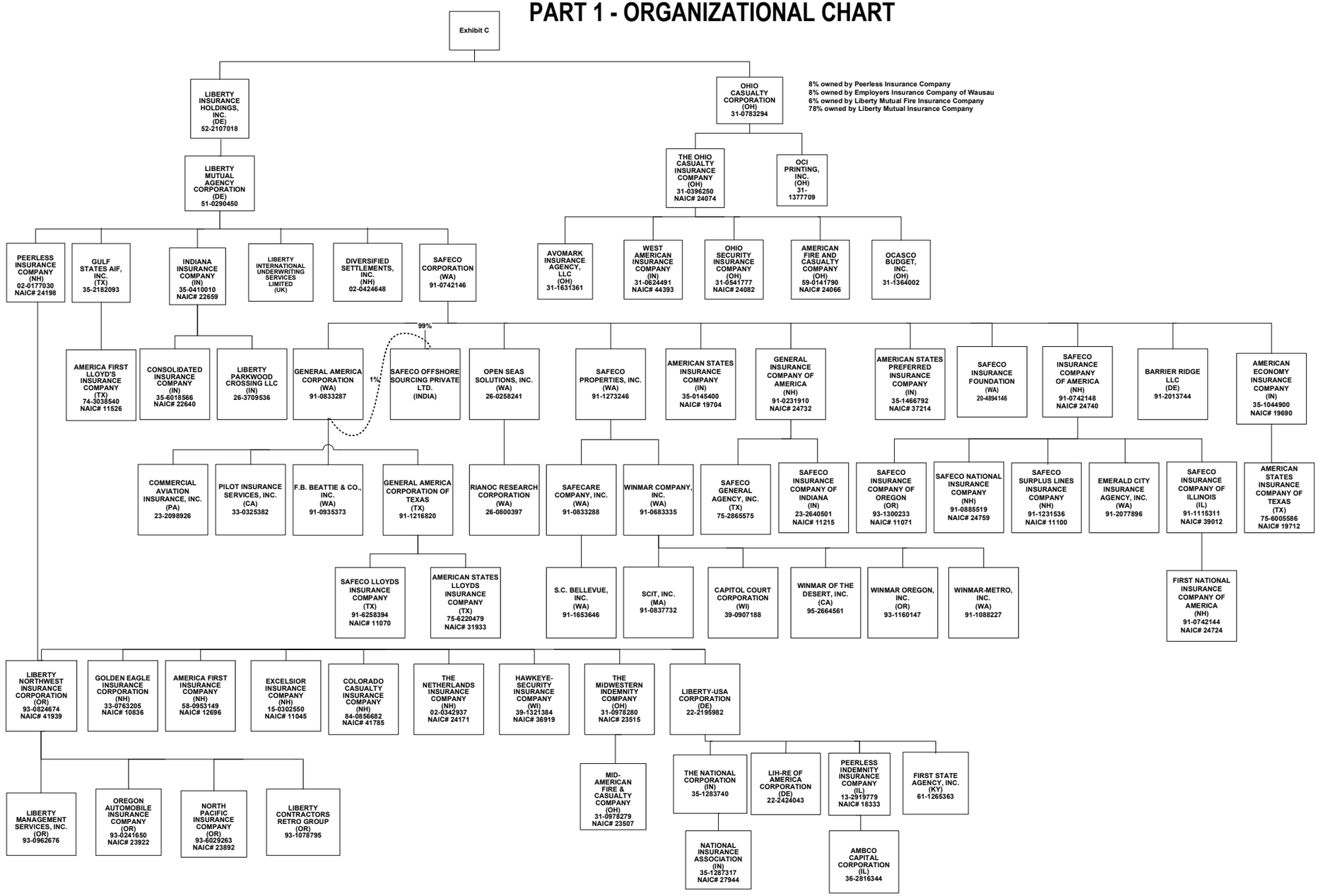

SCHEDULE Y

PART 1A - DETAIL OF INSURANCE HOLDING COMPANY SYSTEM

1 Group Code	2 Group Name	3 NAIC Company Code	4 Federal ID Number	5 Federal RSSD	6 CIK	7 Name of Securities Exchange if Publicly Traded (U.S. or International)	8 Names of Parent, Subsidiaries Or Affiliates	9 Domiciliary Location	10 Relationship to Reporting Entity	11 Directly Controlled by (Name of Entity / Person)	12 Type of Control (Ownership, Board, Management, Attorney-in-Fact, Influence, Other)	13 If Control is Ownership Provide Percentage	14 Ultimate Controlling Entity(ies)/Person(s)	15 *
		00000	36-2816344				AMBCO Capital Corporation	IL	NIA	Peerless Indemnity Insurance Company	Ownership, Board and Management	100.0	Liberty Mutual Holding Company Inc.	
0111	Liberty Mutual Insurance Company and its Affiliated Insurers	12696	58-0953149				America First Insurance Company	NH	IA	Peerless Insurance Company	Ownership, Board and Management	100.0	Liberty Mutual Holding Company Inc.	
0111	Liberty Mutual Insurance Company and its Affiliated Insurers	11526	74-3038540				America First Lloyd's Insurance Company	TX	IA	Gulf States AIF, Inc.	Management and Attorney-in-Fact		Liberty Mutual Holding Company Inc.	
0111	Liberty Mutual Insurance Company and its Affiliated Insurers	19690	35-1044900				American Economy Insurance Company	IN	IA	Safeco Corporation	Ownership, Board and Management	100.0	Liberty Mutual Holding Company Inc.	
0111	Liberty Mutual Insurance Company and its Affiliated Insurers	24066	59-0141790				American Fire and Casualty Company	OH	IA	The Ohio Casualty Insurance Company	Ownership, Board and Management	100.0	Liberty Mutual Holding Company Inc.	
0111	Liberty Mutual Insurance Company and its Affiliated Insurers	19704	35-0145400				American States Insurance Company	IN	IA	Safeco Corporation	Ownership, Board and Management	100.0	Liberty Mutual Holding Company Inc.	
0111	Liberty Mutual Insurance Company and its Affiliated Insurers	19712	75-6005586				American States Insurance Company of Texas	TX	IA	American Economy Insurance Company	Ownership, Board and Management	100.0	Liberty Mutual Holding Company Inc.	
0111	Liberty Mutual Insurance Company and its Affiliated Insurers	31933	75-6220479				American States Lloyds Insurance Company	TX	IA	General America Corporation of Texas	Management and Attorney-in-Fact		Liberty Mutual Holding Company Inc.	
0111	Liberty Mutual Insurance Company and its Affiliated Insurers	37214	35-1466792				American States Preferred Insurance Company	IN	IA	Safeco Corporation	Ownership, Board and Management	100.0	Liberty Mutual Holding Company Inc.	
		00000	98-0405213				Arlington Insurance Company Ltd	Bermuda	IA	Liberty Mutual Holdings (Bermuda) Ltd	Ownership, Board and Management	100.0	Liberty Mutual Holding Company Inc.	
		00000	31-1631361				Avomark Insurance Agency, LLC	OH	IA	The Ohio Casualty Insurance Company	Ownership, Board and Management	100.0	Liberty Mutual Holding Company Inc.	
		00000	98-0475108				BARCO Assignments Ltd.	Barbados	NIA	Liberty Life Assurance Company of Boston	Influence	19.9	Liberty Mutual Holding Company Inc.	
		00000	91-2013744				Barrier Ridge LLC	DE	NIA	Safeco Corporation	Ownership, Board and Management	100.0	Liberty Mutual Holding Company Inc.	
		00000	04-3417737				Berkeley Holding Company Associates, Inc.	MA	NIA	LRE Properties, Inc.	Ownership, Board and Management	100.0	Liberty Mutual Holding Company Inc.	
		00000	74-2946138				Berkeley Management Corporation	TX	NIA	Liberty Mutual Insurance Company	Ownership, Board and Management	100.0	Liberty Mutual Holding Company Inc.	
		00000	27-0547748				Berkeley/Columbus II LLC	DE	NIA	Berkeley/Columbus III LLC	Ownership, Board and Management	100.0	Liberty Mutual Holding Company Inc.	
		00000	27-0547665				Berkeley/Columbus III LLC	DE	NIA	Liberty Mutual Insurance Company	Ownership, Board and Management	100.0	Liberty Mutual Holding Company Inc.	
		00000	27-0547878				Berkeley/Columbus Real Estate LLC	DE	NIA	Berkeley/Columbus II LLC	Ownership, Board and Management	100.0	Liberty Mutual Holding Company Inc.	
		00000	27-0926872				Berkeley/St. James II LLC	DE	NIA	Liberty Mutual Group Inc.	Ownership, Board and Management	100.0	Liberty Mutual Holding Company Inc.	
		00000	27-0926993				Berkeley/St. James Real Estate LLC	DE	NIA	Berkeley/St. James II LLC	Ownership, Board and Management	100.0	Liberty Mutual Holding Company Inc.	
0111	Liberty Mutual Insurance Company and its Affiliated Insurers	10335	59-3269531				Bridgefield Casualty Insurance Company	FL	IA	Bridgefield Employers Insurance Company	Ownership, Board and Management	100.0	Liberty Mutual Holding Company Inc.	
0111	Liberty Mutual Insurance Company and its Affiliated Insurers	10701	59-1835212				Bridgefield Employers Insurance Company	FL	IA	Summit Holding Southeast, Inc.	Ownership, Board and Management	100.0	Liberty Mutual Holding Company Inc.	
		00000	52-2282902				Brooke Drilling, LLC	DE	NIA	Liberty Energy Holdings, LLC	Ownership, Board and Management	100.0	Liberty Mutual Holding Company Inc.	
		00000					Camcor Oil Sands Fund 2, L.P.	Alberta	NIA	Liberty Energy Canada, Inc.	Ownership	99.9	Liberty Mutual Holding Company Inc.	
		00000	39-0907188				Capitol Court Corporation	WI	NIA	Winmar Company, Inc.	Ownership, Board and Management	100.0	Liberty Mutual Holding Company Inc.	
		00000	91-1358276				Cascade Disability Management, Inc.	WA	NIA	Liberty Mutual Managed Care LLC	Ownership, Board and Management	100.0	Liberty Mutual Holding Company Inc.	
0111	Liberty Mutual Insurance Company and its Affiliated Insurers	41785	84-0856682				Colorado Casualty Insurance Company	NH	IA	Peerless Insurance Company	Ownership, Board and Management	100.0	Liberty Mutual Holding Company Inc.	
		00000	23-2098926				Commercial Aviation Insurance, Inc.	PA	NIA	General America Corporation	Ownership, Board and Management	100.0	Liberty Mutual Holding Company Inc.	
0111	Liberty Mutual Insurance Company and its Affiliated Insurers	22640	35-6018566				Consolidated Insurance Company	IN	IA	Indiana Insurance Company	Ownership, Board and Management	100.0	Liberty Mutual Holding Company Inc.	
		00000	04-2880153				Copley Venture Capital, Inc.	MA	NIA	Liberty Financial Services, Inc.	Ownership, Board and Management	100.0	Liberty Mutual Holding Company Inc.	
		00000	02-0424648				Diversified Settlements, Inc.	NH	NIA	Liberty Mutual Agency Corporation	Ownership, Board and Management	100.0	Liberty Mutual Holding Company Inc.	
		00000	91-2077896				Emerald City Insurance Agency, Inc.	WA	IA	Safeco Insurance Company of America	Ownership, Board and Management	100.0	Liberty Mutual Holding Company Inc.	
0111	Liberty Mutual Insurance Company and its Affiliated Insurers	21458	39-0264050				Employers Insurance Company of Wausau	WI	UIP	Liberty Mutual Group Inc.	Ownership, Board and Management	100.0	Liberty Mutual Holding Company Inc.	
0111	Liberty Mutual Insurance Company and its Affiliated Insurers	11045	15-0302550				Excelsior Insurance Company	NH	IA	Peerless Insurance Company	Ownership, Board and Management	100.0	Liberty Mutual Holding Company Inc.	
		00000	91-0935373				F.B. Beattie & Co., Inc.	WA	IA	General America Corporation	Ownership, Board and Management	100.0	Liberty Mutual Holding Company Inc.	
0111	Liberty Mutual Insurance Company and its Affiliated Insurers	24724	91-0742144				First National Insurance Company of America	NH	IA	Safeco Insurance Company of Illinois	Ownership, Board and Management	100.0	Liberty Mutual Holding Company Inc.	
		00000	61-1265363				First State Agency, Inc.	KY	NIA	Liberty-USA Corporation	Ownership, Board and Management	100.0	Liberty Mutual Holding Company Inc.	
		00000					Fundacion Seguros Caracas	Venezuela	NIA	Seguros Caracas de Liberty Mutual, C.A.	Ownership, Board and Management	100.0	Liberty Mutual Holding Company Inc.	
		00000	91-0833287				General America Corporation	WA	NIA	Safeco Corporation	Ownership, Board and Management	100.0	Liberty Mutual Holding Company Inc.	
		00000	91-1216820				General America Corporation of Texas	TX	NIA	General America Corporation	Ownership, Board and Management	100.0	Liberty Mutual Holding Company Inc.	
0111	Liberty Mutual Insurance Company and its Affiliated Insurers	24732	91-0231910				General Insurance Company of America	NH	IA	Safeco Corporation	Ownership, Board and Management	100.0	Liberty Mutual Holding Company Inc.	
		00000					Genesis Seguros Generales, Sociedad Anonima de Seguros	Spain	IA	Liberty Seguros, Compania de Seguros y Reaseguros, S.	Ownership, Board and Management	100.0	Liberty Mutual Holding Company Inc.	
0111	Liberty Mutual Insurance Company and its Affiliated Insurers	10836	33-0763205				Golden Eagle Insurance Corporation	NH	IA	Peerless Insurance Company	Ownership, Board and Management	100.0	Liberty Mutual Holding Company Inc.	
		00000	35-2182093				Gulf States AIF, Inc.	TX	NIA	Liberty Mutual Agency Corporation	Ownership, Board and Management	100.0	Liberty Mutual Holding Company Inc.	

SCHEDULE Y

PART 1A - DETAIL OF INSURANCE HOLDING COMPANY SYSTEM

1	2	3	4	5	6	7	8	9	10	11	12	13	14	15
Group Code	Group Name	NAIC Company Code	Federal ID Number	Federal RSSD	CIK	Name of Securities Exchange if Publicly Traded (U.S. or International)	Names of Parent, Subsidiaries Or Affiliates	Domiciliary Location	Relationship to Reporting Entity	Directly Controlled by (Name of Entity / Person)	Type of Control (Ownership, Board, Management, Attorney-in-Fact, Influence, Other)	If Control is Ownership Provide Percentage	Ultimate Controlling Entity(ies)/Person(s)	*
0111	Liberty Mutual Insurance Company and its Affiliated Insurers	36919	39-1321384				Hawkeye-Security Insurance Company	WI	IA	Peerless Insurance Company	Ownership, Board and Management	100.0	Liberty Mutual Holding Company Inc.	
		00000	04-2433707				Helmsman Insurance Agency, LLC	MA	IA	Liberty Corporate Services LLC	Ownership, Board and Management	100.0	Liberty Mutual Holding Company Inc.	
		00000	04-2791584				Helmsman Management Services LLC	MA	NIA	Liberty Corporate Services LLC	Ownership, Board and Management	100.0	Liberty Mutual Holding Company Inc.	
		00000	59-3385208				Heritage Summit HealthCare, Inc.	FL	NIA	Summit Consulting, Inc.	Ownership, Board and Management	100.0	Liberty Mutual Holding Company Inc.	
0111	Liberty Mutual Insurance Company and its Affiliated Insurers	22659	35-0410010				Indiana Insurance Company	IN	IA	Liberty Mutual Agency Corporation	Ownership, Board and Management	100.0	Liberty Mutual Holding Company Inc.	
		00000					Indiana Seguros S/A	Brazil	IA	Liberty International Brasil Ltda.	Ownership, Board and Management	100.0	Liberty Mutual Holding Company Inc.	
0111	Liberty Mutual Insurance Company and its Affiliated Insurers	26700	36-2690333				Insurance Company of Illinois	IL	IA	Liberty Mutual Insurance Company	Ownership, Board and Management	100.0	Liberty Mutual Holding Company Inc.	
		00000					Inversiones 3461, C.A.	Venezuela	NIA	Seguros Caracas de Liberty Mutual, C.A.	Ownership, Board and Management	100.0	Liberty Mutual Holding Company Inc.	
		00000					Inversiones 6757, C.A.	Venezuela	NIA	Seguros Caracas de Liberty Mutual, C.A.	Ownership, Board and Management	100.0	Liberty Mutual Holding Company Inc.	
		00000					Inversora Centro Comercial, C.A.	Venezuela	NIA	Seguros Caracas de Liberty Mutual, C.A.	Ownership, Board and Management	100.0	Liberty Mutual Holding Company Inc.	
		00000					Inversora Segucar Financiadora de Primas, C.A.	Venezuela	NIA	Seguros Caracas de Liberty Mutual, C.A.	Ownership, Board and Management	99.2	Liberty Mutual Holding Company Inc.	
		00000					Inversora Segucar Financiadora de Primas, C.A.	Venezuela	NIA	Liberty Seguros, Compania de Seguros y Reaseguros, S.	Ownership, Board and Management	0.8	Liberty Mutual Holding Company Inc.	
		00000					Inversora Segucar Financiadora de Primas, C.A.	Venezuela	NIA	Genesis Seguros Generales, Sociedad Anonima de Segur	Ownership, Board and Management	0.0	Liberty Mutual Holding Company Inc.	
		00000	04-3545984				Kellen Holdings, LLC	DE	NIA	Liberty Energy Holdings, LLC	Ownership, Board and Management	100.0	Liberty Mutual Holding Company Inc.	
		00000	77-0682632				Keter Consulting LLC	DE	NIA	Helmsman Management Services LLC	Ownership, Board and Management	100.0	Liberty Mutual Holding Company Inc.	
		00000					Khoom Khao Insurance Public Company Limited	Thailand	IA	LMG Insurance Company Limited	Ownership, Board and Management	98.9	Liberty Mutual Holding Company Inc.	
		00000					KIT Finance Insurance (JSC)	Russia	IA	Liberty ITB UK and Europe Limited	Ownership, Board and Management	100.0	Liberty Mutual Holding Company Inc.	
		00000					Kritaya Tun Company Limited	Thailand	NIA	Liberty International Asia Pacific Holdings LLC	Influence	49.0	Liberty Mutual Holding Company Inc.	
		00000					La Libertad Compania de Inversiones y Servicios S.A.	Colombia	NIA	Liberty Seguros S.A.	Ownership, Board and Management	49.8	Liberty Mutual Holding Company Inc.	
		00000					La Libertad Compania de Inversiones y Servicios S.A.	Colombia	NIA	Liberty Seguros de Vida S.A.	Ownership, Board and Management	9.5	Liberty Mutual Holding Company Inc.	
		00000					La Libertad Compania de Inversiones y Servicios S.A.	Colombia	NIA	Li (Colombia) Holdings Ltd.	Ownership, Board and Management	40.7	Liberty Mutual Holding Company Inc.	
		00000	98-0158209				LEXCO Limited	Bermuda	IA	Liberty Mutual Captive Holdings LLC	Ownership, Board and Management	100.0	Liberty Mutual Holding Company Inc.	
		00000	98-0470067				LI (Colombia) Holdings Ltd.	Bermuda	NIA	Liberty International Latin America Holdings, LLC	Ownership, Board and Management	100.0	Liberty Mutual Holding Company Inc.	
		00000	52-2326212				Liberty Assignment Corporation	DE	NIA	Liberty Life Assurance Company of Boston	Ownership, Board and Management	100.0	Liberty Mutual Holding Company Inc.	
		00000					Liberty Brasil Investimentos e Participacoes Ltda.	Brazil	NIA	Liberty Mutual Insurance Company	Ownership, Board and Management	99.0	Liberty Mutual Holding Company Inc.	
		00000					Liberty Brasil Investimentos e Participacoes Ltda.	Brazil	NIA	Liberty Structured Holdings LLC	Ownership, Board and Management	0.0	Liberty Mutual Holding Company Inc.	
		00000	54-2189231				Liberty China LLC	DE	NIA	Liberty Mutual Insurance Company	Ownership, Board and Management	100.0	Liberty Mutual Holding Company Inc.	
		00000					Liberty Citystate Holdings Pte Ltd	Singapore	NIA	Liberty International Asia Pacific Holdings LLC	Ownership, Board and Management	100.0	Liberty Mutual Holding Company Inc.	
		00000					Liberty Compania de Seguros Generales S.A.	Chile	IA	Liberty International Chile S.A.	Ownership, Board and Management	99.9	Liberty Mutual Holding Company Inc.	
		00000	93-1078795				Liberty Contractors Retro Group	OR	NIA	Liberty Northwest Insurance Corporation	Ownership, Board and Management	100.0	Liberty Mutual Holding Company Inc.	
		00000					Liberty Corporate Capital Limited	UK	IA	Liberty International Holdings Inc.	Ownership, Board and Management	100.0	Liberty Mutual Holding Company Inc.	
		00000	04-3260640				Liberty Corporate Services LLC	MA	NIA	Liberty Mutual Group Inc.	Ownership, Board and Management	100.0	Liberty Mutual Holding Company Inc.	
0111	Liberty Mutual Insurance Company and its Affiliated Insurers	19544	75-2447701				Liberty County Mutual Insurance Company	TX	IA	Berkeley Management Corporation	Board and Management		Liberty Mutual Holding Company Inc.	
		00000	20-5996271				Liberty Energy Canada, Inc.	MA	NIA	Liberty Energy Holdings, LLC	Ownership, Board and Management	100.0	Liberty Mutual Holding Company Inc.	
		00000	52-2282916				Liberty Energy Holdings, LLC	DE	NIA	Liberty Mutual Insurance Company	Ownership, Board and Management	100.0	Liberty Mutual Holding Company Inc.	
		00000	04-3128156				Liberty Energy, LLC	MA	NIA	Liberty Energy Holdings, LLC	Ownership, Board and Management	100.0	Liberty Mutual Holding Company Inc.	
		00000	04-2880152				Liberty Financial Services, Inc.	MA	NIA	Liberty Corporate Services LLC	Ownership, Board and Management	100.0	Liberty Mutual Holding Company Inc.	
		00000	04-3096030				Liberty Hospitality Group, Inc.	DE	NIA	Liberty Mutual Equity LLC	Ownership, Board and Management	100.0	Liberty Mutual Holding Company Inc.	
		00000	52-2304652				Liberty Information Technology Limited	UK (N. Ireland)	NIA	Liberty Corporate Services LLC	Ownership, Board and Management	100.0	Liberty Mutual Holding Company Inc.	
		00000					Liberty Insurance Company Limited	China	IA	Liberty Mutual Insurance Company	Ownership, Board and Management	100.0	Liberty Mutual Holding Company Inc.	
0111	Liberty Mutual Insurance Company and its Affiliated Insurers	42404	03-0316876				Liberty Insurance Corporation	IL	IA	Liberty Mutual Insurance Company	Ownership, Board and Management	100.0	Liberty Mutual Holding Company Inc.	
		00000	52-2107018				Liberty Insurance Holdings, Inc.	DE	NIA	Liberty Mutual Insurance Company	Ownership, Board and Management	100.0	Liberty Mutual Holding Company Inc.	
		00000					Liberty Insurance Limited	Ireland	IA	Liberty Mutual Ireland Investment Holdings Limited	Ownership, Board and Management	100.0	Liberty Mutual Holding Company Inc.	
		00000					Liberty Insurance Limited	Vietnam	IA	Liberty International Holdings Inc.	Ownership, Board and Management	100.0	Liberty Mutual Holding Company Inc.	

SCHEDULE Y

PART 1A - DETAIL OF INSURANCE HOLDING COMPANY SYSTEM

1	2	3	4	5	6	7	8	9	10	11	12	13	14	15
Group Code	Group Name	NAIC Company Code	Federal ID Number	Federal RSSD	CIK	Name of Securities Exchange if Publicly Traded (U.S. or International)	Names of Parent, Subsidiaries Or Affiliates	Domiciliary Location	Relationship to Reporting Entity	Directly Controlled by (Name of Entity / Person)	Type of Control (Ownership, Board, Management, Attorney-in-Fact, Influence, Other)	If Control is Ownership Provide Percentage	Ultimate Controlling Entity(ies)/Person(s)	*
		00000					Liberty Insurance Pte Ltd	Singapore	IA	Liberty Citystate Holdings Pte Ltd	Ownership, Board and Management	100.0	Liberty Mutual Holding Company Inc.	
0111	Liberty Mutual Insurance Company and its Affiliated Insurers	19917	22-2227331				Liberty Insurance Underwriters Inc.	IL	IA	Liberty Mutual Insurance Company	Ownership, Board and Management	100.0	Liberty Mutual Holding Company Inc.	
		00000					Liberty International Amsterdam Holdings C.V.	Netherlands	NIA	Liberty International US Dutch Een LLC	Ownership, Board and Management	1.0	Liberty Mutual Holding Company Inc.	
		00000					Liberty International Amsterdam Holdings C.V.	Netherlands	NIA	Twee US Dutch LLC	Ownership, Board and Management	99.0	Liberty Mutual Holding Company Inc.	
		00000					Liberty International Argentina Holdings S.A.	Argentina	NIA	Liberty International Latin America Holdings, LLC	Ownership, Board and Management	90.0	Liberty Mutual Holding Company Inc.	
		00000					Liberty International Argentina Holdings S.A.	Argentina	NIA	Liberty ITB UK and Europe Limited	Ownership, Board and Management	10.0	Liberty Mutual Holding Company Inc.	
		00000					Liberty International Asia IT Pte. Ltd.	Singapore	NIA	Liberty Citystate Holdings Pte Ltd	Ownership, Board and Management	100.0	Liberty Mutual Holding Company Inc.	
		00000	51-0365936				Liberty International Asia Pacific Holdings LLC	DE	NIA	Liberty International Holdings Inc.	Ownership, Board and Management	100.0	Liberty Mutual Holding Company Inc.	
		00000					Liberty International Brasil Ltda	Brazil	NIA	Liberty Seguros, Compania de Seguros y Reaseguros, S.	Ownership, Board and Management	100.0	Liberty Mutual Holding Company Inc.	
		00000					Liberty International Brasil Ltda	Brazil	NIA	Liberty International Holdings Inc.	Ownership, Board and Management	0.0	Liberty Mutual Holding Company Inc.	
		00000					Liberty International Chile S.A.	Chile	NIA	Liberty ITB UK and Europe Limited	Ownership, Board and Management	100.0	Liberty Mutual Holding Company Inc.	
		00000					Liberty International Chile S.A.	Chile	NIA	Liberty International Latin America Holdings, LLC	Ownership, Board and Management	0.0	Liberty Mutual Holding Company Inc.	
		00000	27-1448815				Liberty International Europe Inc.	DE	NIA	Liberty International Holdings Inc.	Ownership, Board and Management	100.0	Liberty Mutual Holding Company Inc.	
		00000					Liberty International Europe IT Spóka Z Ograniczon Odpowi	Poland	NIA	Liberty ITB UK and Europe Limited	Ownership, Board and Management	100.0	Liberty Mutual Holding Company Inc.	
		00000					Liberty International European Holdings B.V.	Netherlands	NIA	Liberty International European Holdings Cooperatieve U.A	Ownership, Board and Management	100.0	Liberty Mutual Holding Company Inc.	
		00000	98-0641429				Liberty International European Holdings Cooperatieve U.A.	Netherlands	NIA	Liberty International Netherlands Holdings CV	Ownership, Board and Management	90.0	Liberty Mutual Holding Company Inc.	
		00000	98-0641429				Liberty International European Holdings Cooperatieve U.A.	Netherlands	NIA	Liberty International US Netherlands LLC	Ownership, Board and Management	10.0	Liberty Mutual Holding Company Inc.	
		00000	04-3209289				Liberty International Holdings Inc.	DE	NIA	Liberty International Holdings LLC	Ownership, Board and Management	100.0	Liberty Mutual Holding Company Inc.	
		00000	68-0597075				Liberty International Holdings LLC	DE	NIA	Liberty Mutual Insurance Company	Ownership, Board and Management	100.0	Liberty Mutual Holding Company Inc.	
		00000					Liberty International Insurance Limited	Hong Kong	IA	Liberty Insurance Pte Ltd	Ownership, Board and Management	68.0	Liberty Mutual Holding Company Inc.	
		00000					Liberty International Insurance Limited	Hong Kong	IA	Liberty Citystate Holdings Pte Ltd	Ownership, Board and Management	32.0	Liberty Mutual Holding Company Inc.	
		00000	51-0365934				Liberty International Latin America Holdings, LLC	DE	NIA	Liberty ITB UK and Europe Limited	Ownership, Board and Management	100.0	Liberty Mutual Holding Company Inc.	
		00000	02-0626482				Liberty International Latin America IT LLC	DE	NIA	Liberty International Holdings Inc.	Ownership, Board and Management	100.0	Liberty Mutual Holding Company Inc.	
		00000	98-0641407				Liberty International Netherlands Holdings CV	Netherlands	NIA	Twee US Dutch LLC	Ownership, Board and Management	99.0	Liberty Mutual Holding Company Inc.	
		00000	98-0641407				Liberty International Netherlands Holdings CV	Netherlands	NIA	Liberty International US Dutch Een LLC	Ownership, Board and Management	1.0	Liberty Mutual Holding Company Inc.	
		00000					Liberty International Netherlands V.O.F.	Netherlands	NIA	Liberty International Holdings Inc.	Ownership, Board and Management	90.0	Liberty Mutual Holding Company Inc.	
		00000					Liberty International Netherlands V.O.F.	Netherlands	NIA	Liberty International Europe Inc.	Ownership, Board and Management	10.0	Liberty Mutual Holding Company Inc.	
		00000					Liberty International Underwriting Services Limited	UK	IA	Liberty Mutual Agency Corporation	Ownership, Board and Management	100.0	Liberty Mutual Holding Company Inc.	
		00000					Liberty International US Dutch Een LLC	DE	NIA	Liberty International Netherlands V.O.F.	Ownership, Board and Management	100.0	Liberty Mutual Holding Company Inc.	
		00000					Liberty International US European Holdings LLC	DE	NIA	Liberty International European Holdings Cooperatieve U.A	Ownership, Board and Management	100.0	Liberty Mutual Holding Company Inc.	
		00000					Liberty International US Netherlands LLC	DE	NIA	Liberty International Netherlands Holdings CV	Ownership, Board and Management	100.0	Liberty Mutual Holding Company Inc.	
		00000	32-0226437				Liberty Investment Re LLC	DE	NIA	Liberty Mutual Insurance Company	Ownership, Board and Management	100.0	Liberty Mutual Holding Company Inc.	
		00000	98-0641430				Liberty ITB UK and Europe Limited	UK	NIA	Liberty International US European Holdings LLC	Ownership, Board and Management	100.0	Liberty Mutual Holding Company Inc.	
0111	Liberty Mutual Insurance Company and its Affiliated Insurers	65315	04-6076039				Liberty Life Assurance Company of Boston	NH	IA	Liberty Mutual Insurance Company	Ownership, Board and Management	90.0	Liberty Mutual Holding Company Inc.	
0111	Liberty Mutual Insurance Company and its Affiliated Insurers	65315	04-6076039				Liberty Life Assurance Company of Boston	NH	IA	Liberty Mutual Fire Insurance Company	Ownership, Board and Management	10.0	Liberty Mutual Holding Company Inc.	
		00000	04-3025735				Liberty Life Holdings Inc.	DE	NIA	Liberty Corporate Services LLC	Ownership, Board and Management	100.0	Liberty Mutual Holding Company Inc.	
0111	Liberty Mutual Insurance Company and its Affiliated Insurers	11041	74-2963323				Liberty Lloyds of Texas Insurance Company	TX	IA	Berkeley Management Corporation	Management and Attorney-in-Fact		Liberty Mutual Holding Company Inc.	
		00000	93-0962676				Liberty Management Services, Inc.	OR	NIA	Liberty Northwest Insurance Corporation	Ownership, Board and Management	100.0	Liberty Mutual Holding Company Inc.	
		00000	27-0619441				Liberty Metals & Mining Holdings, LLC	DE	NIA	Liberty Mutual Insurance Company	Ownership, Board and Management	100.0	Liberty Mutual Holding Company Inc.	
		00000	04-3199794				Liberty Mexico Holdings Inc.	MA	NIA	Liberty International Holdings Inc.	Ownership, Board and Management	100.0	Liberty Mutual Holding Company Inc.	
		00000					Liberty Mexico Holdings S.A. de C.V.	Mexico	NIA	Liberty Mexico Holdings Inc.	Ownership, Board and Management	100.0	Liberty Mutual Holding Company Inc.	
		00000					Liberty Mexico Holdings S.A. de C.V.	Mexico	NIA	Liberty International Latin America Holdings, LLC	Ownership, Board and Management	0.0	Liberty Mutual Holding Company Inc.	
		00000	51-0290450				Liberty Mutual Agency Corporation	DE	NIA	Liberty Insurance Holdings, Inc.	Ownership, Board and Management	100.0	Liberty Mutual Holding Company Inc.	
		00000	52-2272555				Liberty Mutual Captive Holdings LLC	DE	NIA	Liberty Mutual Insurance Company	Ownership, Board and Management	100.0	Liberty Mutual Holding Company Inc.	

SCHEDULE Y

PART 1A - DETAIL OF INSURANCE HOLDING COMPANY SYSTEM

1 Group Code	2 Group Name	3 NAIC Company Code	4 Federal ID Number	5 Federal RSSD	6 CIK	7 Name of Securities Exchange if Publicly Traded (U.S. or International)	8 Names of Parent, Subsidiaries Or Affiliates	9 Domiciliary Location	10 Relationship to Reporting Entity	11 Directly Controlled by (Name of Entity / Person)	12 Type of Control (Ownership, Board, Management, Attorney-in-Fact, Influence, Other)	13 If Control is Ownership Provide Percentage	14 Ultimate Controlling Entity(ies)/Person(s)	15 *
		00000	04-6112590				Liberty Mutual Club	MA	NIA	Liberty Mutual Insurance Company	Board and Management		Liberty Mutual Holding Company Inc.	
		00000	04-3119508				Liberty Mutual Equity LLC	MA	NIA	Liberty Mutual Insurance Company	Ownership, Board and Management	100.0	Liberty Mutual Holding Company Inc.	
0111	Liberty Mutual Insurance Company and its Affiliated Insurers	23035	04-1924000				Liberty Mutual Fire Insurance Company	WI	UIP	Liberty Mutual Group Inc.	Ownership, Board and Management	100.0	Liberty Mutual Holding Company Inc.	
		00000	14-1893520				Liberty Mutual Foundation Inc.	MA	NIA	Liberty Mutual Insurance Company	Ownership, Board and Management	100.0	Liberty Mutual Holding Company Inc.	
		00000	45-2105640				Liberty Mutual Group Asset Management Inc.	DE	NIA	Liberty Mutual Group Inc.	Ownership, Board and Management	100.0	Liberty Mutual Holding Company Inc.	
		00000	04-3583679				Liberty Mutual Group Inc.	MA	UIP	LMHC Massachusetts Holdings Inc.	Ownership, Board and Management	100.0	Liberty Mutual Holding Company Inc.	
		00000	04-3583681				Liberty Mutual Holding Company Inc.	MA	UIP	N/A	Ultimate Controlling Parent			
		00000	98-0434939				Liberty Mutual Holdings (Bermuda) Ltd	Bermuda	NIA	Liberty Mutual Captive Holdings LLC	Ownership, Board and Management	100.0	Liberty Mutual Holding Company Inc.	
0111	Liberty Mutual Insurance Company and its Affiliated Insurers	23043	04-1543470				Liberty Mutual Insurance Company	MA	UIP	Liberty Mutual Group Inc.	Ownership, Board and Management	100.0	Liberty Mutual Holding Company Inc.	
		00000					Liberty Mutual Insurance Company - Escritorio De Represen	Brazil	NIA	Liberty Mutual Insurance Company	Ownership, Board and Management	99.9	Liberty Mutual Holding Company Inc.	
		00000					Liberty Mutual Insurance Company - Escritorio De Represen	Brazil	NIA	Liberty Insurance Underwriters Inc.	Ownership, Board and Management	0.1	Liberty Mutual Holding Company Inc.	
		00000	C00171843				Liberty Mutual Insurance Company - PAC	MA	NIA	Liberty Mutual Insurance Company	Board and Management		Liberty Mutual Holding Company Inc.	
		00000	98-0134046				Liberty Mutual Insurance Europe Limited	UK	IA	Liberty ITB UK and Europe Limited	Ownership, Board and Management	100.0	Liberty Mutual Holding Company Inc.	
		00000	04-3479271				Liberty Mutual Investment Advisors LLC	MA	NIA	Liberty Mutual Group Asset Management Inc.	Ownership, Board and Management	100.0	Liberty Mutual Holding Company Inc.	
		00000					Liberty Mutual Ireland Investment Holdings Limited	Ireland	NIA	Liberty ITB UK and Europe Limited	Ownership, Board and Management	51.0	Liberty Mutual Holding Company Inc.	
		00000	04-3217691				Liberty Mutual Managed Care LLC	MA	NIA	Liberty Corporate Services LLC	Ownership, Board and Management	100.0	Liberty Mutual Holding Company Inc.	
		00000	98-0434942				Liberty Mutual Management (Bermuda) Ltd	Bermuda	NIA	Liberty Mutual Group Inc.	Ownership, Board and Management	100.0	Liberty Mutual Holding Company Inc.	
		00000	98-0476753				Liberty Mutual Management (Cayman) Ltd.	Cayman Island	NIA	Liberty Mutual Holdings (Bermuda) Ltd	Ownership, Board and Management	100.0	Liberty Mutual Holding Company Inc.	
		00000	51-0529949				Liberty Mutual Management (South Carolina) LLC	SC	NIA	Liberty Mutual Captive Holdings LLC	Ownership, Board and Management	100.0	Liberty Mutual Holding Company Inc.	
		00000	06-1741899				Liberty Mutual Management (Vermont) LLC	VT	NIA	Liberty Mutual Captive Holdings LLC	Ownership, Board and Management	100.0	Liberty Mutual Holding Company Inc.	
0111	Liberty Mutual Insurance Company and its Affiliated Insurers	14486	23-0867770				Liberty Mutual Mid-Atlantic Insurance Company	MA	IA	Liberty Mutual Insurance Company	Board and Management		Liberty Mutual Holding Company Inc.	
0111	Liberty Mutual Insurance Company and its Affiliated Insurers	12484	04-1023460				Liberty Mutual Personal Insurance Company	MA	IA	Liberty Mutual Group Inc.	Ownership, Board and Management	100.0	Liberty Mutual Holding Company Inc.	
		00000	27-4064359				Liberty Mutual Retirement Plan Master Trust	MA	NIA	Liberty Mutual Group Inc.	Board		Liberty Mutual Holding Company Inc.	
		00000	04-3548586				Liberty Mutual Scholarship Foundation	MA	NIA	Liberty Mutual Insurance Company	Ownership, Board and Management	100.0	Liberty Mutual Holding Company Inc.	
0111	Liberty Mutual Insurance Company and its Affiliated Insurers	41939	93-0824674				Liberty Northwest Insurance Corporation	OR	IA	Peerless Insurance Company	Ownership, Board and Management	100.0	Liberty Mutual Holding Company Inc.	
		00000					Liberty Pacific Direct Investments Limited	Hong Kong	NIA	Liberty Mutual Insurance Company	Ownership, Board and Management	100.0	Liberty Mutual Holding Company Inc.	
		00000	26-3709536				Liberty Parkwood Crossing LLC	IN	NIA	Indiana Insurance Company	Ownership, Board and Management	100.0	Liberty Mutual Holding Company Inc.	
0111	Liberty Mutual Insurance Company and its Affiliated Insurers	11746	38-1742556				Liberty Personal Insurance Company	NH	IA	Liberty Life Assurance Company of Boston	Ownership, Board and Management	100.0	Liberty Mutual Holding Company Inc.	
		00000	98-0336014				Liberty Re (Bermuda) Limited	Bermuda	IA	Liberty Mutual Insurance Company	Ownership, Board and Management	100.0	Liberty Mutual Holding Company Inc.	
		00000					Liberty Real Estate Holdings LLC	DE	NIA	Liberty Mutual Insurance Company	Ownership, Board and Management	100.0	Liberty Mutual Holding Company Inc.	
		00000					Liberty Risk Services Argentina S.A.	Argentina	NIA	Liberty International Latin America Holdings, LLC	Ownership, Board and Management	90.0	Liberty Mutual Holding Company Inc.	
		00000					Liberty Risk Services Argentina S.A.	Argentina	NIA	Liberty ITB UK and Europe Limited	Ownership, Board and Management	10.0	Liberty Mutual Holding Company Inc.	
		00000					Liberty Risk Services de Venezuela, S.A.	Venezuela	NIA	Liberty International Latin America Holdings, LLC	Ownership, Board and Management	100.0	Liberty Mutual Holding Company Inc.	
		00000					Liberty Seguros Argentina S.A.	Argentina	IA	Liberty International Argentina Holdings S.A.	Ownership, Board and Management	90.0	Liberty Mutual Holding Company Inc.	
		00000					Liberty Seguros Argentina S.A.	Argentina	IA	Liberty Risk Services Argentina S.A.	Ownership, Board and Management	10.0	Liberty Mutual Holding Company Inc.	
		00000					Liberty Seguros de Vida S.A.	Colombia	IA	Liberty Seguros S.A.	Ownership, Board and Management	57.6	Liberty Mutual Holding Company Inc.	
		00000					Liberty Seguros de Vida S.A.	Colombia	IA	LILA (Colombia) Holdings Ltd.	Ownership, Board and Management	42.4	Liberty Mutual Holding Company Inc.	
		00000					Liberty Seguros S.A.	Colombia	IA	LILA (Colombia) Holdings Ltd.	Ownership, Board and Management	94.7	Liberty Mutual Holding Company Inc.	
		00000					Liberty Seguros S.A.	Colombia	IA	Li (Colombia) Holdings Ltd.	Ownership, Board and Management	5.3	Liberty Mutual Holding Company Inc.	
		00000					Liberty Seguros S/A	Brazil	IA	Liberty International Brasil Ltda.	Ownership, Board and Management	100.0	Liberty Mutual Holding Company Inc.	
		00000					Liberty Seguros, Compania de Seguros y Reaseguros, S.A.	Spain	IA	Liberty Spain Insurance Group LLC	Ownership, Board and Management	100.0	Liberty Mutual Holding Company Inc.	
		00000					Liberty Seguros, S.A.	Portugal	IA	Liberty Seguros, Compania de Seguros y Reaseguros, S.	Ownership, Board and Management	91.7	Liberty Mutual Holding Company Inc.	
		00000					Liberty Seguros, S.A.	Portugal	IA	Genesis Seguros Generales, Sociedad Anonima de Segur	Ownership, Board and Management	8.3	Liberty Mutual Holding Company Inc.	
		00000					Liberty Sigorta Anonim Sirketi	Turkey	IA	Liberty Seguros, Compania de Seguros y Reaseguros, S.	Ownership, Board and Management	98.9	Liberty Mutual Holding Company Inc.	

SCHEDULE Y

PART 1A - DETAIL OF INSURANCE HOLDING COMPANY SYSTEM

1	2	3	4	5	6	7	8	9	10	11	12	13	14	15
Group Code	Group Name	NAIC Company Code	Federal ID Number	Federal RSSD	CIK	Name of Securities Exchange if Publicly Traded (U.S. or International)	Names of Parent, Subsidiaries Or Affiliates	Domiciliary Location	Relationship to Reporting Entity	Directly Controlled by (Name of Entity / Person)	Type of Control (Ownership, Board, Management, Attorney-in-Fact, Influence, Other)	If Control is Ownership Provide Percentage	Ultimate Controlling Entity(ies)/Person(s)	*
		00000	77-0653079				Liberty Spain Insurance Group LLC	DE	NIA	Liberty ITB UK and Europe Limited	Ownership, Board and Management	100.0	Liberty Mutual Holding Company Inc.	
		00000	98-0336015				Liberty Sponsored Insurance (Vermont), Inc.	VT	IA	Liberty Mutual Insurance Company	Ownership, Board and Management	100.0	Liberty Mutual Holding Company Inc.	
		00000	38-3760923				Liberty Structured Holdings LLC	DE	NIA	Liberty Mutual Insurance Company	Ownership, Board and Management	100.0	Liberty Mutual Holding Company Inc.	
0111	Liberty Mutual Insurance Company and its Affiliated Insurers	10725	04-3390891				Liberty Surplus Insurance Corporation	NH	IA	Liberty Mutual Insurance Company	Ownership, Board and Management	100.0	Liberty Mutual Holding Company Inc.	
		00000					Liberty Syndicate Management Limited	UK	IA	Liberty International Holdings Inc.	Ownership, Board and Management	100.0	Liberty Mutual Holding Company Inc.	
		00000					Liberty Syndicate Services Limited	UK	NIA	Liberty Corporate Services LLC	Ownership, Board and Management	100.0	Liberty Mutual Holding Company Inc.	
		00000					Liberty Videocon General Insurance Company Limited	India	IA	Liberty Citystate Holdings Pte Ltd	Management	20.6	Liberty Mutual Holding Company Inc.	
		00000	77-0670984				Liberty/Hoffman Estates LLC	DE	NIA	Liberty Real Estate Holdings LLC	Ownership, Board and Management	100.0	Liberty Mutual Holding Company Inc.	
		00000					Liberty/Kent LLC	DE	NIA	Liberty Mutual Insurance Company	Ownership, Board and Management	100.0	Liberty Mutual Holding Company Inc.	
		00000	65-1314055				Liberty/Milwaukee LLC	DE	NIA	Liberty Real Estate Holdings LLC	Ownership, Board and Management	100.0	Liberty Mutual Holding Company Inc.	
		00000	04-3181746				Liberty/Sanibel II Limited Partnership	MA	NIA	Liberty Mutual Equity LLC	Ownership, Board and Management	89.9	Liberty Mutual Holding Company Inc.	
		00000	04-3181746				Liberty/Sanibel II Limited Partnership	MA	NIA	LRE Properties, Inc.	Ownership, Board and Management	10.1	Liberty Mutual Holding Company Inc.	
		00000	77-0670983				Liberty/Warrenville LLC	DE	NIA	Liberty Real Estate Holdings LLC	Ownership, Board and Management	100.0	Liberty Mutual Holding Company Inc.	
		00000	22-2195982				Liberty-USA Corporation	DE	NIA	Peerless Insurance Company	Ownership, Board and Management	100.0	Liberty Mutual Holding Company Inc.	
		00000	22-2424043				LIH-RE of America Corporation	DE	NIA	Liberty-USA Corporation	Ownership, Board and Management	100.0	Liberty Mutual Holding Company Inc.	
		00000	98-0470064				LILA (Colombia) Holdings Ltd.	Bermuda	NIA	Liberty International Latin America Holdings, LLC	Ownership, Board and Management	100.0	Liberty Mutual Holding Company Inc.	
		00000	75-2621007				LIU Specialty Insurance Agency Inc.	TX	IA	Liberty Corporate Services LLC	Ownership, Board and Management	100.0	Liberty Mutual Holding Company Inc.	
		00000					LLIC S.a.r.l.	Luxembourg	NIA	Liberty ITB UK and Europe Limited	Ownership, Board and Management	100.0	Liberty Mutual Holding Company Inc.	
0111	Liberty Mutual Insurance Company and its Affiliated Insurers	36447	22-2227328				LM General Insurance Company	IL	IA	Liberty Mutual Insurance Company	Ownership, Board and Management	100.0	Liberty Mutual Holding Company Inc.	
0111	Liberty Mutual Insurance Company and its Affiliated Insurers	33600	04-3058504				LM Insurance Corporation	IL	IA	Liberty Mutual Insurance Company	Ownership, Board and Management	100.0	Liberty Mutual Holding Company Inc.	
0111	Liberty Mutual Insurance Company and its Affiliated Insurers	32352	22-2053189				LM Property and Casualty Insurance Company	IN	IA	Liberty Mutual Insurance Company	Ownership, Board and Management	100.0	Liberty Mutual Holding Company Inc.	
		00000	61-1558756				LMG Film Productions, LLC	MA	NIA	Liberty Mutual Insurance Company	Ownership, Board and Management	100.0	Liberty Mutual Holding Company Inc.	
		00000					LMG Insurance Company Limited	Thailand	IA	Tun Kaoklai Co., Ltd.	Ownership, Board and Management	75.0	Liberty Mutual Holding Company Inc.	
		00000					LMG Insurance Company Limited	Thailand	IA	Liberty International Asia Pacific Holdings LLC	Ownership, Board and Management	25.0	Liberty Mutual Holding Company Inc.	
		00000	04-3583680				LMHC Massachusetts Holdings Inc.	MA	UIP	Liberty Mutual Holding Company Inc.	Ownership, Board and Management	100.0	Liberty Mutual Holding Company Inc.	
		00000	32-0177707				LMIA Coinvestment LLC	DE	NIA	Liberty Mutual Insurance Company	Ownership, Board and Management	100.0	Liberty Mutual Holding Company Inc.	
		00000	04-3101915				LRE Properties, Inc.	MA	NIA	Liberty Mutual Equity LLC	Ownership, Board and Management	100.0	Liberty Mutual Holding Company Inc.	
0111	Liberty Mutual Insurance Company and its Affiliated Insurers	23507	31-0978279				Mid-American Fire & Casualty Company	OH	IA	The Midwestern Indemnity Company	Ownership, Board and Management	100.0	Liberty Mutual Holding Company Inc.	
0111	Liberty Mutual Insurance Company and its Affiliated Insurers	14613	52-0424870				Montgomery Mutual Insurance Company	MA	IA	Liberty Mutual Agency Corporation	Board and Management		Liberty Mutual Holding Company Inc.	
0111	Liberty Mutual Insurance Company and its Affiliated Insurers	27944	35-1287317				National Insurance Association	IN	IA	The National Corporation	Management and Attorney-in-Fact		Liberty Mutual Holding Company Inc.	
0111	Liberty Mutual Insurance Company and its Affiliated Insurers	23892	93-6029263				North Pacific Insurance Company	OR	IA	Liberty Northwest Insurance Corporation	Ownership, Board and Management	100.0	Liberty Mutual Holding Company Inc.	
		00000	31-1364002				Ocasco Budget, Inc.	OH	NIA	The Ohio Casualty Insurance Company	Ownership, Board and Management	100.0	Liberty Mutual Holding Company Inc.	
		00000	31-1377709				OCI Printing, Inc.	OH	NIA	Ohio Casualty Corporation	Ownership, Board and Management	100.0	Liberty Mutual Holding Company Inc.	
		00000	31-0783294				Ohio Casualty Corporation	OH	UIP	Liberty Mutual Insurance Company	Ownership, Board and Management	78.0	Liberty Mutual Holding Company Inc.	
		00000	31-0783294				Ohio Casualty Corporation	OH	UIP	Liberty Mutual Fire Insurance Company	Ownership, Board and Management	6.0	Liberty Mutual Holding Company Inc.	
		00000	31-0783294				Ohio Casualty Corporation	OH	UIP	Employers Insurance Company of Wausau	Ownership, Board and Management	8.0	Liberty Mutual Holding Company Inc.	
		00000	31-0783294				Ohio Casualty Corporation	OH	UIP	Peerless Insurance Company	Ownership, Board and Management	8.0	Liberty Mutual Holding Company Inc.	
0111	Liberty Mutual Insurance Company and its Affiliated Insurers	24082	31-0541777				Ohio Security Insurance Company	OH		The Ohio Casualty Insurance Company	Ownership, Board and Management	100.0	Liberty Mutual Holding Company Inc.	
		00000	26-0258241				Open Seas Solutions, Inc.	WA	NIA	Safeco Corporation	Ownership, Board and Management	100.0	Liberty Mutual Holding Company Inc.	
0111	Liberty Mutual Insurance Company and its Affiliated Insurers	23922	93-0241650				Oregon Automobile Insurance Company	OR	IA	Liberty Northwest Insurance Corporation	Ownership, Board and Management	100.0	Liberty Mutual Holding Company Inc.	
0111	Liberty Mutual Insurance Company and its Affiliated Insurers	18333	13-2919779				Peerless Indemnity Insurance Company	IL	IA	Liberty-USA Corporation	Ownership, Board and Management	100.0	Liberty Mutual Holding Company Inc.	
0111	Liberty Mutual Insurance Company and its Affiliated Insurers	24198	02-0177030				Peerless Insurance Company	NH	UIP	Liberty Mutual Agency Corporation	Ownership, Board and Management	100.0	Liberty Mutual Holding Company Inc.	
		00000	33-0325382				Pilot Insurance Services, Inc.	CA	NIA	General America Corporation	Ownership, Board and Management	100.0	Liberty Mutual Holding Company Inc.	
		00000					Reaseguradora Caracas, S.A.	Venezuela	IA	Seguros Caracas de Liberty Mutual, C.A.	Ownership, Board and Management	100.0	Liberty Mutual Holding Company Inc.	

SCHEDULE Y

PART 1A - DETAIL OF INSURANCE HOLDING COMPANY SYSTEM

1	2	3	4	5	6	7	8	9	10	11	12	13	14	15
Group Code	Group Name	NAIC Company Code	Federal ID Number	Federal RSSD	CIK	Name of Securities Exchange if Publicly Traded (U.S. or International)	Names of Parent, Subsidiaries Or Affiliates	Domiciliary Location	Relationship to Reporting Entity	Directly Controlled by (Name of Entity / Person)	Type of Control (Ownership, Board, Management, Attorney-in-Fact, Influence, Other)	If Control is Ownership Provide Percentage	Ultimate Controlling Entity(ies)/Person(s)	*
		00000	26-0800397				Rianoc Research Corporation	WA	NIA	Open Seas Solutions, Inc.	Ownership, Board and Management	100.0	Liberty Mutual Holding Company Inc.	
		00000	45-2480595				RJTCF-37 Georgia Tax Credit Fund L.L.C.	FL	NIA	Liberty Mutual Fire Insurance Company	Ownership	100.0	Liberty Mutual Holding Company Inc.	
		00000	91-1653646				S. C. Bellevue, Inc.	WA	NIA	SAFECARE Company, Inc.	Ownership, Board and Management	100.0	Liberty Mutual Holding Company Inc.	
		00000	91-0833288				SAFECARE Company, Inc.	WA	NIA	Safeco Properties, Inc.	Ownership, Board and Management	100.0	Liberty Mutual Holding Company Inc.	
		00000	91-0742146				Safeco Corporation	WA	NIA	Liberty Mutual Agency Corporation	Ownership, Board and Management	100.0	Liberty Mutual Holding Company Inc.	
		00000	75-2865575				Safeco General Agency, Inc.	TX	IA	General Insurance Company of America	Ownership, Board and Management	100.0	Liberty Mutual Holding Company Inc.	
0111	Liberty Mutual Insurance Company and its Affiliated Insurers	24740	91-0742148				Safeco Insurance Company of America	NH	IA	Safeco Corporation	Ownership, Board and Management	100.0	Liberty Mutual Holding Company Inc.	
0111	Liberty Mutual Insurance Company and its Affiliated Insurers	39012	91-1115311				Safeco Insurance Company of Illinios	IL	IA	Safeco Insurance Company of America	Ownership, Board and Management	100.0	Liberty Mutual Holding Company Inc.	
0111	Liberty Mutual Insurance Company and its Affiliated Insurers	11215	23-2640501				Safeco Insurance Company of Indiana	IN	IA	General Insurance Company of America	Ownership, Board and Management	100.0	Liberty Mutual Holding Company Inc.	
0111	Liberty Mutual Insurance Company and its Affiliated Insurers	11071	93-1300233				Safeco Insurance Company of Oregon	OR	IA	Safeco Insurance Company of America	Ownership, Board and Management	100.0	Liberty Mutual Holding Company Inc.	
		00000	20-4894146				Safeco Insurance Foundation	WA	NIA	Safeco Corporation	Ownership, Board and Management	100.0	Liberty Mutual Holding Company Inc.	
0111	Liberty Mutual Insurance Company and its Affiliated Insurers	11070	91-6258394				Safeco Lloyds Insurance Company	TX	IA	General America Corporation of Texas	Management and Attorney-in-Fact		Liberty Mutual Holding Company Inc.	
0111	Liberty Mutual Insurance Company and its Affiliated Insurers	24759	91-0885519				Safeco National Insurance Company	NH	IA	Safeco Insurance Company of America	Ownership, Board and Management	100.0	Liberty Mutual Holding Company Inc.	
		00000					Safeco Offshore Sourcing Private Limited	India	NIA	Safeco Corporation	Ownership, Board and Management	99.0	Liberty Mutual Holding Company Inc.	
		00000					Safeco Offshore Sourcing Private Limited	India	NIA	General America Corporation	Ownership, Board and Management	1.0	Liberty Mutual Holding Company Inc.	
		00000	91-1273246				Safeco Properties, Inc.	WA	NIA	Safeco Corporation	Ownership, Board and Management	100.0	Liberty Mutual Holding Company Inc.	
0111	Liberty Mutual Insurance Company and its Affiliated Insurers	11100	91-1231536				Safeco Surplus Lines Insurance Company	NH	IA	Safeco Insurance Company of America	Ownership, Board and Management	100.0	Liberty Mutual Holding Company Inc.	
0111	Liberty Mutual Insurance Company and its Affiliated Insurers	10837	33-0763208				San Diego Insurance Company	CA	IA	Liberty Mutual Insurance Company	Ownership, Board and Management	100.0	Liberty Mutual Holding Company Inc.	
		00000	91-0837732				SCIT, Inc.	MA	NIA	Winmar Company, Inc.	Ownership, Board and Management	100.0	Liberty Mutual Holding Company Inc.	
		00000					Seguros Caracas de Liberty Mutual, C.A.	Venezuela	IA	Liberty Seguros, Compania de Seguros y Reaseguros, S.	Ownership, Board and Management	99.1	Liberty Mutual Holding Company Inc.	
		00000					Seguros Caracas de Liberty Mutual, C.A.	Venezuela	IA	Inversora Segucar Financiadora de Primas, C.A.	Ownership, Board and Management	0.8	Liberty Mutual Holding Company Inc.	
		00000					Seker Hayat Sigorta Anonim Sirketi	Turkey	IA	Liberty Sigorta Anonim Sirketi	Ownership, Board and Management	98.8	Liberty Mutual Holding Company Inc.	
		00000					Seker Hayat Sigorta Anonim Sirketi	Turkey	IA	Liberty Seguros, Compania de Seguros y Reaseguros, S.	Ownership, Board and Management	0.8	Liberty Mutual Holding Company Inc.	
		00000					Servihogar Gestion 24 Horas, S.L.	Spain	NIA	Liberty Seguros, Compania de Seguros y Reaseguros, S.	Influence	40.0	Liberty Mutual Holding Company Inc.	
		00000	98-0413905				St. James Insurance Company Ltd.	Bermuda	IA	Liberty Mutual Group Inc.	Ownership, Board and Management	100.0	Liberty Mutual Holding Company Inc.	
		00000	84-1695835				St. James/Arlington LLC	MA	NIA	Employers Insurance Company of Wausau	Ownership, Board and Management	100.0	Liberty Mutual Holding Company Inc.	
		00000	01-0854295				St. James/Arlington Management LLC	MA	NIA	Liberty Mutual Insurance Company	Ownership, Board and Management	100.0	Liberty Mutual Holding Company Inc.	
		00000	84-1695837				St. James/Arlington Real Estate Limited Partnership	MA	NIA	St. James/Arlington LLC	Ownership, Board and Management	3.0	Liberty Mutual Holding Company Inc.	
		00000	84-1695837				St. James/Arlington Real Estate Limited Partnership	MA	NIA	Liberty Mutual Insurance Company	Ownership, Board and Management	92.0	Liberty Mutual Holding Company Inc.	
		00000	84-1695837				St. James/Arlington Real Estate Limited Partnership	MA	NIA	Liberty Mutual Fire Insurance Company	Ownership, Board and Management	5.0	Liberty Mutual Holding Company Inc.	
		00000	59-1683711				Summit Consulting, Inc.	FL	NIA	Liberty Corporate Services LLC	Ownership, Board and Management	100.0	Liberty Mutual Holding Company Inc.	
		00000	72-1361795				Summit Consulting, Inc. of Louisiana	LA	NIA	Summit Consulting, Inc.	Ownership, Board and Management	100.0	Liberty Mutual Holding Company Inc.	
		00000	04-3435394				Summit Holding Southeast, Inc.	FL	NIA	Liberty Mutual Insurance Company	Ownership, Board and Management	100.0	Liberty Mutual Holding Company Inc.	
		00000	04-3545985				Tara Energy Investments, LLC	DE	NIA	Liberty Energy Holdings, LLC	Ownership, Board and Management	100.0	Liberty Mutual Holding Company Inc.	
0111	Liberty Mutual Insurance Company and its Affiliated Insurers	33588	04-3058503				The First Liberty Insurance Corporation	IL	IA	Liberty Mutual Insurance Company	Ownership, Board and Management	100.0	Liberty Mutual Holding Company Inc.	
0111	Liberty Mutual Insurance Company and its Affiliated Insurers	23515	31-0978280				The Midwestern Indemnity Company	OH	IA	Peerless Insurance Company	Ownership, Board and Management	100.0	Liberty Mutual Holding Company Inc.	
		00000	35-1283740				The National Corporation	IN	NIA	Liberty-USA Corporation	Ownership, Board and Management	100.0	Liberty Mutual Holding Company Inc.	
0111	Liberty Mutual Insurance Company and its Affiliated Insurers	24171	02-0342937				The Netherlands Insurance Company	NH	IA	Peerless Insurance Company	Ownership, Board and Management	100.0	Liberty Mutual Holding Company Inc.	
0111	Liberty Mutual Insurance Company and its Affiliated Insurers	24074	31-0396250				The Ohio Casualty Insurance Company	OH	UDP	Ohio Casualty Corporation	Ownership, Board and Management	100.0	Liberty Mutual Holding Company Inc.	
		00000					The Stuart Insurance Group, Ltd.	Bermuda	IA	Liberty Mutual Holdings (Bermuda) Ltd	Influence	19.5	Liberty Mutual Holding Company Inc.	
		00000					Tun Kaoklai Co., Ltd.	Thailand	NIA	Kritaya Tun Company Limited	Ownership, Board and Management	100.0	Liberty Mutual Holding Company Inc.	
		00000					Twee US Dutch LLC	DE	NIA	Liberty International Netherlands V.O.F.	Ownership, Board and Management	100.0	Liberty Mutual Holding Company Inc.	
		00000					Vision Employment Health and Safety Limited	UK	NIA	Liberty Mutual Insurance Europe Limited	Ownership, Board and Management	100.0	Liberty Mutual Holding Company Inc.	
		00000					Vision Risk Management Limited	UK	NIA	Liberty Mutual Insurance Europe Limited	Ownership, Board and Management	100.0	Liberty Mutual Holding Company Inc.	

SCHEDULE Y

PART 1A - DETAIL OF INSURANCE HOLDING COMPANY SYSTEM

1 Group Code	2 Group Name	3 NAIC Company Code	4 Federal ID Number	5 Federal RSSD	6 CIK	7 Name of Securities Exchange if Publicly Traded (U.S. or International)	8 Names of Parent, Subsidiaries Or Affiliates	9 Domiciliary Location	10 Relationship to Reporting Entity	11 Directly Controlled by (Name of Entity / Person)	12 Type of Control (Ownership, Board, Management, Attorney-in-Fact, Influence, Other)	13 If Control is Ownership Provide Percentage	14 Ultimate Controlling Entity(ies)/Person(s)	15 *
		00000					Vision Underwriting Limited	UK	IA	Liberty Mutual Insurance Europe Limited	Ownership, Board and Management	100.0	Liberty Mutual Holding Company Inc.	
0111	Liberty Mutual Insurance Company and its Affiliated Insurers	26069	36-3522250				Wausau Business Insurance Company	WI	IA	Liberty Mutual Insurance Company	Ownership, Board and Management	100.0	Liberty Mutual Holding Company Inc.	
0111	Liberty Mutual Insurance Company and its Affiliated Insurers	26425	36-2753986				Wausau General Insurance Company	WI	IA	Liberty Mutual Insurance Company	Ownership, Board and Management	100.0	Liberty Mutual Holding Company Inc.	
		00000					Wausau Insurance Company (U.K.) Limited	UK	IA	Liberty Mutual Insurance Company	Ownership, Board and Management	100.0	Liberty Mutual Holding Company Inc.	
		00000	30-0477172				Wausau Signature Agency LLC	WI	NIA	Liberty Corporate Services LLC	Ownership, Board and Management	100.0	Liberty Mutual Holding Company Inc.	
0111	Liberty Mutual Insurance Company and its Affiliated Insurers	26042	39-1341459				Wausau Underwriters Insurance Company	WI	IA	Liberty Mutual Insurance Company	Ownership, Board and Management	100.0	Liberty Mutual Holding Company Inc.	
0111	Liberty Mutual Insurance Company and its Affiliated Insurers	44393	31-0624491				West American Insurance Company	IN	IA	The Ohio Casualty Insurance Company	Ownership, Board and Management	100.0	Liberty Mutual Holding Company Inc.	
		00000	45-2799449				Wildcat Midstream Holdings LLC	TX	NIA	Kellen Holdings, LLC	Ownership	95.0	Liberty Mutual Holding Company Inc.	
		00000	91-0683335				Winmar Company, Inc.	WA	NIA	Safeco Properties, Inc.	Ownership, Board and Management	100.0	Liberty Mutual Holding Company Inc.	
		00000	95-2664561				Winmar of the Desert, Inc.	CA	NIA	Winmar Company, Inc.	Ownership, Board and Management	100.0	Liberty Mutual Holding Company Inc.	
		00000	93-1160147				Winmar Oregon, Inc.	OR	NIA	Winmar Company, Inc.	Ownership, Board and Management	100.0	Liberty Mutual Holding Company Inc.	
		00000	91-1088227				Winmar-Metro, Inc.	WA	NIA	Winmar Company, Inc.	Ownership, Board and Management	100.0	Liberty Mutual Holding Company Inc.	

Asterik	Explanation

PART 1 – LOSS EXPERIENCE

Lines of Business	Current Year to Date 1 Direct Premiums Earned	2 Direct Losses Incurred	3 Direct Loss Percentage	4 Prior Year to Date Direct Loss Percentage
1. Fire	229,840	4,887	2.1	7.6
2. Allied lines	244,192	135,253	55.4	6.9
3. Farmowners multiple peril				
4. Homeowners multiple peril				
5. Commercial multiple peril	33,391,472	21,292,362	63.8	42.5
6. Mortgage guaranty				
8. Ocean marine				
9. Inland marine				
10. Financial guaranty				
11.1 Medical professional liability-occurrence				
11.2 Medical professional liability-claims made				
12. Earthquake	3,977			
13. Group accident and health				
14. Credit accident and health				
15. Other accident and health				
16. Workers' compensation	1,312,452	(101,661)	-7.7	57.2
17.1 Other liability-occurrence	1,088,199	697,280	64.1	61.6
17.2 Other liability-claims made				
17.3 Excess Workers' Compensation				
18.1 Products liability-occurrence	520,302	94,433	18.2	9.0
18.2 Products liability-claims made				
19.1, 19.2 Private passenger auto liability	58,517	42,712	73.0	2.5
19.3, 19.4 Commercial auto liability	12,389,805	12,136,628	98.0	63.0
21. Auto physical damage	4,826,142	3,191,461	66.1	49.1
22. Aircraft (all perils)				
23. Fidelity				
24. Surety				
26. Burglary and theft				
27. Boiler and machinery	8,162	141	1.7	
28. Credit				
29. International				
30. Warranty				
31. Reinsurance-Nonproportional Assumed Property	XXX	XXX	XXX	XXX
32. Reinsurance-Nonproportional Assumed Liability	XXX	XXX	XXX	XXX
33. Reinsurance-Nonproportional Assumed Financial Lines	XXX	XXX	XXX	XXX
34. Aggregate write-ins for other lines of business				
35. TOTALS	54,073,060	37,493,496	69.3	53.4

DETAILS OF WRITE-INS				
3401.				
3402.				
3403.				
3498. Summary of remaining write-ins for Line 34 from overflow page				
3499. Totals (Lines 3401 through 3403 plus 3498) (Line 34)				

PART 2 – DIRECT PREMIUMS WRITTEN

	1 Current Quarter	2 Current Year to Date	3 Prior Year Year to Date
1. Fire	257,619	400,250	138,440
2. Allied lines	256,208	415,303	110,286
3. Farmowners multiple peril			
4. Homeowners multiple peril			
5. Commercial multiple peril	32,268,442	54,829,179	17,591,859
6. Mortgage guaranty			
8. Ocean marine			
9. Inland marine			
10. Financial guaranty			
11.1 Medical professional liability-occurrence			
11.2 Medical professional liability-claims made			
12. Earthquake	7,172	9,441	1,285
13. Group accident and health			
14. Credit accident and health			
15. Other accident and health			
16. Workers' compensation	552,213	924,420	2,049,254
17.1 Other liability-occurrence	1,203,053	1,946,130	783,418
17.2 Other liability-claims made			
17.3 Excess Workers' Compensation			
18.1 Products liability-occurrence	564,645	916,085	397,923
18.2 Products liability-claims made			
19.1, 19.2 Private passenger auto liability	38,804	71,425	81,323
19.3, 19.4 Commercial auto liability	9,343,999	14,579,413	8,875,471
21. Auto physical damage	3,017,813	5,188,953	4,929,473
22. Aircraft (all perils)			
23. Fidelity			
24. Surety			
26. Burglary and theft			
27. Boiler and machinery	7,222	10,550	2,914
28. Credit			
29. International			
30. Warranty			
31. Reinsurance-Nonproportional Assumed Property	XXX	XXX	XXX
32. Reinsurance-Nonproportional Assumed Liability	XXX	XXX	XXX
33. Reinsurance-Nonproportional Assumed Financial Lines	XXX	XXX	XXX
34. Aggregate write-ins for other lines of business			
35. TOTALS	47,517,190	79,291,149	34,961,646

DETAILS OF WRITE-INS			
3401.			
3402.			
3403.			
3498. Summary of remaining write-ins for Line 34 from overflow page			
3499. Totals (Lines 3401 through 3403 plus 3498) (Line 34)			

PART 3 (000 omitted)

LOSS AND LOSS ADJUSTMENT EXPENSE RESERVES SCHEDULE

Years in Which Losses Occurred	1 Prior Year-End Known Case Loss and LAE Reserves	2 Prior Year-End IBNR Loss and LAE Reserves	3 Total Prior Year-End Loss and LAE Reserves (Cols. 1 + 2)	4 2012 Loss and LAE Payments on Claims Reported as of Prior Year-End	5 2012 Loss and LAE Payments on Claims Unreported as of Prior Year-End	6 Total 2012 Loss and LAE Payments (Cols 4 + 5)	7 Q.S. Date Known Case Loss and LAE Reserves on Claims Reported and Open as of Prior Year-End	8 Q.S. Date Known Case Loss and LAE Reserves on Claims Reported or Reopened Subsequent to Prior Year-End	9 Q.S. Date IBNR Loss & LAE Reserves	10 Total Q.S. Loss and LAE Reserves (Cols 7 + 8 + 9)	11 Prior Year-End Known Case Loss and LAE Reserves Developed (Savings)/Deficiency (Cols. 4 + 7 - 1)	12 Prior Year-End IBNR Loss and LAE Reserves Developed (Savings)/Deficiency (Cols. 5 + 8 + 9 - 2)	13 Prior Year-End Total Loss and LAE Reserve Developed (Savings)/Deficiency (Cols. 11 + 12)
1. 2009 + prior													
2. 2010													
3. Subtotals 2010 + prior													
4. 2011													
5. Subtotals 2011 + prior													
6. 2012	XXX	XXX	XXX	XXX			XXX				XXX	XXX	XXX
7. Totals													

NONE

8. Prior Year-End Surplus As Regards Policyholders 14,529

Col. 11, Line 7 As % of Col. 1, Line 7	Col. 12, Line 7 As % of Col. 2, Line 7	Col. 13, Line 7 As % of Col. 3, Line 7
1.	2.	3.

Col. 13, Line 7 / Line 8

4.

SUPPLEMENTAL EXHIBITS AND SCHEDULES INTERROGATORIES

The following supplemental reports are required to be filed as part of your statement filing. However, in the event that your company does not transact the type of business for which the special report must be filed, your response of NO to the specific interrogatory will be accepted in lieu of filing a "NONE" report and a bar code will be printed below. If the supplement is required of your company but is not being filed for whatever reason enter SEE EXPLANATION and provide an explanation following the interrogatory questions.

	Response
1. Will the Trusteed Surplus Statement be filed with the state of domicile and the NAIC with this statement?	NO
2. Will Supplement A to Schedule T (Medical Professional Liability Supplement) be filed with this statement?	NO
3. Will the Medicare Part D Coverage Supplement be filed with the state of domicile and the NAIC with this statement?	NO
4. Will the Director and Officer Supplement be filed with the state of domicile and the NAIC with this statement?	YES

Explanation:

Question 1: The Trusteed Surplus Statement is not required as the Company is a U.S. insurer.

Question 2: Supplement A to Schedule T is not required as the Company does not provide medical professional liability coverage for physicians, hospitals, other health care professionals and other health care facilities.

Question 3: Medicare Part D Coverage Supplement is not required as the Company does not provide prescription drug coverage.

Bar Code:

24082201249000020

24082201245500020

24082201236500020

OVERFLOW PAGE FOR WRITE-INS

SCHEDULE A - VERIFICATION

Real Estate

NONE

	1 Year To Date	2 Prior Year Ended December 31
1. Book/adjusted carrying value, December 31 of prior year		
2. Cost of acquired:		
2.1 Actual cost at time of acquisition		
2.2 Additional investment made after acquisition		
3. Current year change in encumbrances		
4. Total gain (loss) on disposals		
5. Deduct amounts received on disposals		
6. Total foreign exchange change in book/adjusted carrying value		
7. Deduct current year's other than temporary impairment recognized		
8. Deduct current year's depreciation		
9. Book/adjusted carrying value at the end of current period (Lines 1 + 2 + 3 + 4 - 5 + 6 - 7 - 8)		
10. Deduct total nonadmitted amounts		
11. Statement value at end of current period (Line 9 minus Line 10)		

SCHEDULE B - VERIFICATION

Mortgage Loans

NONE

	1 Year To Date	2 Prior Year Ended December 31
1. Book value/recorded investment excluding accrued interest, December 31 of prior year		
2. Cost of acquired:		
2.1 Actual cost at time of acquisition		
2.2 Additional investment made after acquisition		
3. Capitalized deferred interest and other		
4. Accrual of discount		
5. Unrealized valuation increase (decrease)		
6. Total gain (loss) on disposals		
7. Deduct amounts received on disposals		
8. Deduct amortization of premium and mortgage interest points and commitment fees		
9. Total foreign exchange change in book value/recorded investment excluding accrued interest		
10. Deduct current year's other than temporary impairment recognized		
11. Book value/recorded investment excluding accrued interest at end of current period (Lines 1 + 2 + 3 + 4 + 5 + 6 - 7 - 8 + 9 - 10)		
12. Total valuation allowance		
13. Subtotal (Line 11 plus Line 12)		
14. Deduct total nonadmitted amounts		
15. Statement value at end of current period (Line 13 minus Line 14)		

SCHEDULE BA - VERIFICATION

Other Long-Term Invested Assets

NONE

	1 Year To Date	2 Prior Year Ended December 31
1. Book/adjusted carrying value, December 31 of prior year		
2. Cost of acquired:		
2.1 Actual cost at time of acquisition		
2.2 Additional investment made after acquisition		
3. Capitalized deferred interest and other		
4. Accrual of discount		
5. Unrealized valuation increase (decrease)		
6. Total gain (loss) on disposals		
7. Deduct amounts received on disposals		
8. Deduct amortization of premium and depreciation		
9. Total foreign exchange change in book/adjusted carrying value		
10. Deduct current year's other than temporary impairment recognized		
11. Book/adjusted carrying value at end of current period (Lines 1 + 2 + 3 + 4 + 5 + 6 - 7 - 8 + 9 - 10)		
12. Deduct total nonadmitted amounts		
13. Statement value at end of current period (Line 11 minus Line 12)		

SCHEDULE D - VERIFICATION

Bonds and Stocks

	1 Year To Date	2 Prior Year Ended December 31
1. Book/adjusted carrying value of bonds and stocks, December 31 of prior year	14,379,418	11,251,933
2. Cost of bonds and stocks acquired	252,081	4,643,316
3. Accrual of discount	1,295	2,700
4. Unrealized valuation increase (decrease)		
5. Total gain (loss) on disposals		(3,399)
6. Deduct consideration for bonds and stocks disposed of		1,445,000
7. Deduct amortization of premium	44,027	70,132
8. Total foreign exchange change in book/adjusted carrying value		
9. Deduct current year's other than temporary impairment recognized		
10. Book/adjusted carrying value at end of current period (Lines 1 + 2 + 3 + 4 + 5 - 6 - 7 + 8 - 9)	14,588,767	14,379,418
11. Deduct total nonadmitted amounts		
12. Statement value at end of current period (Line 10 minus Line 11)	14,588,767	14,379,418

SCHEDULE D - PART 1B

Showing the Acquisitions, Dispositions and Non-Trading Activity
During the Current Quarter for all Bonds and Preferred Stock by Rating Class

	1 Book/Adjusted Carrying Value Beginning of Current Quarter	2 Acquisitions During Current Quarter	3 Dispositions During Current Quarter	4 Non-Trading Activity During Current Quarter	5 Book/Adjusted Carrying Value End of First Quarter	6 Book/Adjusted Carrying Value End of Second Quarter	7 Book/Adjusted Carrying Value End of Third Quarter	8 Book/Adjusted Carrying Value December 31 Prior Year
BONDS								
1. Class 1 (a)	14,087,152	13,484,440	13,430,656	(21,496)	14,087,152	14,119,440		13,991,046
2. Class 2 (a)	498,881			19	498,881	498,900		498,792
3. Class 3 (a)								
4. Class 4 (a)								
5. Class 5 (a)								
6. Class 6 (a)								
7. Total Bonds	14,586,033	13,484,440	13,430,656	(21,477)	14,586,033	14,618,340		14,489,838
PREFERRED STOCK								
8. Class 1								
9. Class 2								
10. Class 3								
11. Class 4								
12. Class 5								
13. Class 6								
14. Total Preferred Stock								
15. Total Bonds & Preferred Stock	14,586,033	13,484,440	13,430,656	(21,477)	14,586,033	14,618,340		14,489,838

(a) Book/Adjusted Carrying Value column for the end of the current reporting period includes the following amount of non-rated, short-term and cash-equivalent bonds by NAIC designation:
NAIC 1 $ 29,573; NAIC 2 $ 0; NAIC 3 $ 0; NAIC 4 $ 0; NAIC 5 $ 0; NAIC 6 $ 0

SCHEDULE DA - PART 1

Short-Term Investments

	1 Book/Adjusted Carrying Value	2 Par Value	3 Actual Cost	4 Interest Collected Year To Date	5 Paid for Accrued Interest Year To Date
9199999	29,573	X X X	29,573	14	

SCHEDULE DA - VERIFICATION

Short-Term Investments

	1 Year To Date	2 Prior Year Ended December 31
1. Book/adjusted carrying value, December 31 of prior year	110,420	1,017,512
2. Cost of short-term investments acquired	23,028,972	30,285,024
3. Accrual of discount		
4. Unrealized valuation increase (decrease)		
5. Total gain (loss) on disposals		
6. Deduct consideration received on disposals	23,109,819	31,192,116
7. Deduct amortization of premium		
8. Total foreign exchange change in book/adjusted carrying value		
9. Deduct current year's other than temporary impairment recognized		
10. Book/adjusted carrying value at end of current period (Lines 1 + 2 + 3 + 4 + 5 - 6 - 7 + 8 - 9)	29,573	110,420
11. Deduct total nonadmitted amounts		
12. Statement value at end of current period (Line 10 minus Line 11)	29,573	110,420

NONE Schedule DB - Part A and B Verification

NONE Schedule DB - Part C - Section 1

NONE Schedule DB - Part C - Section 2

NONE Schedule DB - Verification

NONE Schedule E Verification

NONE Schedule A - Part 2 and 3

NONE Schedule B - Part 2 and 3

NONE Schedule BA - Part 2 and 3

SCHEDULE D - PART 3

Show All Long-Term Bonds and Stock Acquired During the Current Quarter

1 CUSIP Ident- ification	2 Description	3 Foreign	4 Date Acquired	5 Name of Vendor	6 Number of Shares of Stock	7 Actual Cost	8 Par Value	9 Paid for Accrued Interest and Dividends	10 NAIC Designation or Market Indicator (a)
912828-RU-6	TREASURY NOTE		05/10/2012	CITIGROUP		252,081	250,000.00	974	1
0599999	Total Bonds U. S. Government				X X X	252,081	250,000.00	974	X X X
8399997	Total Bonds Part 3				X X X	252,081	250,000	974	X X X
8399998	Summary Item from Part 5 for Bonds				X X X	X X X	X X X	X X X	X X X
8399999	Total Bonds				X X X	252,081	250,000.00	974	X X X
9999999	Totals				X X X	252,081	X X X	974	X X X

(a) For all common stock bearing the NAIC market indicator 'U' provide: the number of such issues 0 .

NONE Schedule D - Part 4

NONE Schedule DB - Part A - Section 1

NONE Schedule DB - Part B - Section 1

NONE Schedule DB - Part D

SCHEDULE DL - PART 1

SECURITIES LENDING COLLATERAL ASSETS

Reinvested Collateral Assets Owned Current Statement Date

1 CUSIP Identification	2 Description	3 Code	4 NAIC Designation/ Market Indicator	5 Fair Value	6 Book / Adjusted Carrying Value	7 Maturity Dates
000000-00-0	MIZUHO CORPORATE BANK LTD, NEW YORK - Yankee C/D - Fixed	$		29,293	29,293	07/01/2012
000000-00-0	WESTPAC BANKING CORP SINGAPORE - Time Deposit	$		42,219	42,219	07/01/2012
000000-00-0	NORINCHUKIN BANK NY - Yankee C/D - Fixed	$		48,714	48,714	07/01/2012
000000-00-0	AUSTRALIA NEW ZEALAND HK - Time Deposit	$		2,273	2,273	07/01/2012
000000-00-0	RABOBANK LONDON - Time Deposit	$		16,238	16,238	07/01/2012
000000-00-0	BNP PARIBAS, SINGAPORE - Time Deposit	$		32,476	32,476	07/01/2012
000000-00-0	NRW BANK - Time Deposit	$		29,228	29,228	07/01/2012
000000-00-0	SUMITOMO MITSUI BANKING CORP NY - Yankee C/D - Fixed	$		32,476	32,476	07/01/2012
000000-00-0	HSBC FRANCE, PARIS - Time Deposit	$		32,476	32,476	07/01/2012
000000-00-0	DZ BANK LONDON - Eurodollar C/D - Fixed	$		16,238	16,238	07/01/2012
000000-00-0	SUMITOMO TRUST & BANKING NEW YORK - Yankee C/D - Fixed	$		38,971	38,971	07/01/2012
000000-00-0	MITSUBISHI UFJ TR LONDON - Eurodollar C/D - Fixed	$		51,963	51,963	07/01/2012
000000-00-0	AUSTRALIA NEW ZEALAND SINGAPORE - Time Deposit	$		32,476	32,476	07/01/2012
000000-00-0	ABN AMRO BANK N.V. - Eurodollar Zero Coupon CD	$		45,414	45,414	07/01/2012
9099999 Cash (Schedule E, Part 1 Type)				450,455	450,455	X X X
000000-00-0	BARCLAYS CAPITAL - REPO - A1P1 Money Markets			107,170	107,170	07/30/2012
000000-00-0	CITIGROUP GLOBAL MARKETS INC - REPO - AAA Asset Backed Securities			32,476	32,476	08/03/2012
000000-00-0	KELLS FUNDING, LLC - Commercial Paper - Asset Backed			48,667	48,667	08/08/2012
000000-00-0	NATIXIS FINANCIAL PRODUCTS LLC - Master Note - Floating			48,714	48,714	07/02/2012
000000-00-0	PB FINANCE DELAWARE - Commercial Paper			32,434	32,434	08/23/2012
000000-00-0	SUNCORP METWAY LTD - Commercial Paper			6,491	6,491	07/02/2012
000000-00-0	SUNCORP METWAY LTD - Commercial Paper			29,205	29,205	07/09/2012
000000-00-0	SUNCORP METWAY LTD - Commercial Paper			9,735	9,735	08/07/2012
000000-00-0	SUNCORP METWAY LTD - Commercial Paper			6,490	6,490	08/14/2012
000000-00-0	SUNCORP METWAY LTD - Commercial Paper			3,245	3,245	08/21/2012
000000-00-0	BARCLAYS CAPITAL - REPO - AAA Asset Backed Securities			32,476	32,476	07/30/2012
000000-00-0	CITIGROUP GLOBAL MARKETS INC - REPO - U.S. Agency Mortgages			16,238	16,238	07/02/2012
000000-00-0	GOLDMAN SACHS & CO. - REPO - GNMA			25,381	25,381	07/02/2012
000000-00-0	MONT BLANC - Commercial Paper - Asset Backed			16,221	16,221	07/11/2012
000000-00-0	ROYAL PARK INVESTMENT FUNDING CORP - Commercial Paper - Asset Backed			29,212	29,212	07/13/2012
000000-00-0	MACQUARIE BANK LTD - Commercial Paper			7,781	7,781	07/18/2012
000000-00-0	MACQUARIE BANK LTD - Commercial Paper			45,391	45,391	07/30/2012
000000-00-0	CREDIT SUISSE, NY BR - Commercial Paper			48,672	48,672	09/10/2012
9199999 Cash Equivalents (Schedule E, Part 2 Type)				545,999	545,999	X X X
9999999 Totals				996,454	996,454	X X X

General Interrogatories:

1. Total activity for the year Fair Value $ (1,397,332) Book/Adjusted Carrying Value $ (1,397,332)
2. Average balance for the year Fair Value $ 1,598,193 Book/Adjusted Carrying Value $ 1,598,193
3. Reinvested securities lending collateral assets book/adjusted carrying value included in this schedule by NAIC designation:

NAIC 1 $ 996,454; NAIC 2 $ 0; NAIC 3 $ 0; NAIC 4 $ 0; NAIC 5 $ 0; NAIC 6 $ 0.

SCHEDULE DL - PART 2

SECURITIES LENDING COLLATERAL ASSETS

Reinvested Collateral Assets Owned Current Statement Date

1 CUSIP Identification	2 Description	3 Code	4 NAIC Designation/ Market Indicator	5 Fair Value	6 Book / Adjusted Carrying Value	7 Maturity Dates
9999999 Totals						XXX

NONE

General Interrogatories:

1. Total activity for the year	Fair Value $	0	Book/Adjusted Carrying Value $	0
2. Average balance for the year	Fair Value $	0	Book/Adjusted Carrying Value $	0
3. Grand Total Schedule DL Part 1 and Part 2	Fair Value $	996,454	Book/Adjusted Carrying Value $	996,454

NONE Schedule E - Part 1

NONE Schedule E - Part 2

24082201250500102

DIRECTOR AND OFFICER INSURANCE COVERAGE SUPPLEMENT

Year To Date For The Period Ended 2012

NAIC Group Code 0111 NAIC Company Code 24082

Company Name Ohio Security Insurance Company

If the reporting entity writes any director and officer (D&O) business, please provide the following:

1. Monoline Policies

1 Direct Written Premium	2 Direct Earned Premium	3 Direct Losses Incurred
$	$	$

2. Commercial Multiple Peril (CMP) Packaged Policies

2.1 Does the reporting entity provide D&O liability coverage as part of a CMP packaged policy? Yes [X] No [ ]

2.2 Can the direct premium earned for D&O liability coverage provided as part of a CMP packaged policy be quantified or estimated? Yes [X] No [ ]

2.3 If the answer to question 2.2 is yes, provide the quantified or estimated direct premium earned amount for D&O liability coverage in CMP packaged policies

2.31 Amount quantified: $ 28,618

2.32 Amount estimated using reasonable assumptions: $ _____

2.4 If the answer to question 2.1 is yes, provide direct losses incurred (losses paid plus change in case reserves) for the D&O liability coverage provided in CMP packaged policies. $ _____