



QUARTERLY STATEMENT

AS OF MARCH 31, 2012  
OF THE CONDITION AND AFFAIRS OF THE

Home Value Insurance Company

NAIC Group Code	00000	(Current Period)	,	00000	(Prior Period)	NAIC Company Code	14121	Employer's ID Number	45-2881426			
Organized under the Laws of	Ohio				State of Domicile or Port of Entry				Ohio			
Country of Domicile	United States											
Incorporated/Organized	06/14/2011				Commenced Business				09/14/2011			
Statutory Home Office	353 Sacramento Street, Ste. 1000				(Street and Number)				San Francisco, CA 94111	(City or Town, State and Zip Code)		
Main Administrative Office	353 Sacramento Street, Ste. 1000				(Street and Number)				San Francisco, CA 94111	(City or Town, State and Zip Code)	415-934-8900	(Area Code) (Telephone Number)
Mail Address	353 Sacramento Street, Ste. 1000				(Street and Number or P.O. Box)				San Francisco, CA 94111	(City or Town, State and Zip Code)		
Primary Location of Books and Records	353 Sacramento Street, Ste. 1000				(Street and Number)				San Francisco, CA 94111	(City or Town, State and Zip Code)	415-934-8900	(Area Code) (Telephone Number)
Internet Web Site Address	www.homevalueprotection.com											
Statutory Statement Contact	Judith Frederiksen				(Name)				415-934-8900	(Area Code) (Telephone Number) (Extension)	415-986-1149	(Fax Number)
	jfrederiksen@homevalueprotection.com				(E-mail Address)							

OFFICERS

Name	Title	Name	Title
Scott Allen Ryles	President and CEO	Stephen Charles Pogue	Chief Financial Officer
Dinesh Nandan	Secretary		

OTHER OFFICERS

Judith Ann Frederiksen	Vice-President		
------------------------	----------------	--	--

DIRECTORS OR TRUSTEES

Scott Allen Ryles	Stephen Charles Pogue	Chi-Hua Michael Chien	Eric Bruce Hutchinson
Randy Scot Komisar	Andrew Thomas Rudd #		

State of .....California.....  
County of .....San Francisco.....ss

The officers of this reporting entity being duly sworn, each depose and say that they are the described officers of said reporting entity, and that on the reporting period stated above, all of the herein described assets were the absolute property of the said reporting entity, free and clear from any liens or claims thereon, except as herein stated, and that this statement, together with related exhibits, schedules and explanations therein contained, annexed or referred to, is a full and true statement of all the assets and liabilities and of the condition and affairs of the said reporting entity as of the reporting period stated above, and of its income and deductions therefrom for the period ended, and have been completed in accordance with the NAIC Annual Statement Instructions and Accounting Practices and Procedures manual except to the extent that: (1) state law may differ; or, (2) that state rules or regulations require differences in reporting not related to accounting practices and procedures, according to the best of their information, knowledge and belief, respectively. Furthermore, the scope of this attestation by the described officers also includes the related corresponding electronic filing with the NAIC, when required, that is an exact copy (except for formatting differences due to electronic filing) of the enclosed statement. The electronic filing may be requested by various regulators in lieu of or in addition to the enclosed statement.

Scott Allen Ryles President and CEO	Stephen Charles Pogue Chief Financial Officer	Dinesh Nandan Secretary
--	--	----------------------------

a. Is this an original filing? Yes [X] No [ ]

b. If no:

1. State the amendment number

2. Date filed

3. Number of pages attached

Subscribed and sworn to before me this \_\_\_\_\_ day of \_\_\_\_\_,

\_\_\_\_\_

STATEMENT AS OF MARCH 31, 2012 OF THE Home Value Insurance Company

ASSETS

	Current Statement Date			4  December 31 Prior Year Net Admitted Assets
	1	2	3	
	Assets	Nonadmitted Assets	Net Admitted Assets (Cols. 1 - 2)	
1. Bonds .....	4,499,852		4,499,852	3,650,000
2. Stocks:				
2.1 Preferred stocks .....			0	0
2.2 Common stocks .....			0	0
3. Mortgage loans on real estate:				
3.1 First liens .....			0	0
3.2 Other than first liens .....			0	0
4. Real estate:				
4.1 Properties occupied by the company (less \$ ..... encumbrances) .....			0	0
4.2 Properties held for the production of income (less \$ ..... encumbrances) .....			0	0
4.3 Properties held for sale (less \$ ..... encumbrances) .....			0	0
5. Cash (\$ .....9,685 ), cash equivalents (\$ .....0 ) and short-term investments (\$ .....1,295,511 ) .....	1,305,196		1,305,196	5,046,985
6. Contract loans (including \$ ..... premium notes) .....			0	0
7. Derivatives .....			0	0
8. Other invested assets .....	0		0	0
9. Receivables for securities .....			0	0
10. Securities lending reinvested collateral assets .....			0	0
11. Aggregate write-ins for invested assets .....	0	0	0	0
12. Subtotals, cash and invested assets (Lines 1 to 11) .....	5,805,048	0	5,805,048	8,696,985
13. Title plants less \$ ..... charged off (for Title insurers only) .....			0	0
14. Investment income due and accrued .....	12,425		12,425	6,581
15. Premiums and considerations:				
15.1 Uncollected premiums and agents' balances in the course of collection .....	31,527		31,527	20,297
15.2 Deferred premiums, agents' balances and installments booked but deferred and not yet due (including \$ ..... earned but unbilled premiums) .....			0	0
15.3 Accrued retrospective premiums .....			0	0
16. Reinsurance:				
16.1 Amounts recoverable from reinsurers .....			0	0
16.2 Funds held by or deposited with reinsured companies .....			0	0
16.3 Other amounts receivable under reinsurance contracts .....			0	0
17. Amounts receivable relating to uninsured plans .....			0	0
18.1 Current federal and foreign income tax recoverable and interest thereon .....			0	0
18.2 Net deferred tax asset .....			0	0
19. Guaranty funds receivable or on deposit .....			0	0
20. Electronic data processing equipment and software .....			0	0
21. Furniture and equipment, including health care delivery assets (\$ ..... ) .....			0	0
22. Net adjustment in assets and liabilities due to foreign exchange rates .....			0	0
23. Receivables from parent, subsidiaries and affiliates .....			0	0
24. Health care (\$ ..... ) and other amounts receivable .....			0	0
25. Aggregate write-ins for other than invested assets .....	1,866	1,866	0	0
26. Total assets excluding Separate Accounts, Segregated Accounts and Protected Cell Accounts (Lines 12 to 25) .....	5,850,866	1,866	5,849,000	8,723,863
27. From Separate Accounts, Segregated Accounts and Protected Cell Accounts .....			0	0
28. Total (Lines 26 and 27)	5,850,866	1,866	5,849,000	8,723,863
<b>DETAILS OF WRITE-INS</b>				
1101. ....	0		0	0
1102. ....				
1103. ....				
1198. Summary of remaining write-ins for Line 11 from overflow page .....	0	0	0	0
1199. Totals (Lines 1101 through 1103 plus 1198) (Line 11 above)	0	0	0	0
2501. Merchant Processing Reserve .....	1,866	1,866	0	0
2502. ....	0		0	
2503. ....				
2598. Summary of remaining write-ins for Line 25 from overflow page .....	0	0	0	0
2599. Totals (Lines 2501 through 2503 plus 2598) (Line 25 above)	1,866	1,866	0	0

LIABILITIES, SURPLUS AND OTHER FUNDS

	1 Current Statement Date	2 December 31, Prior Year
1. Losses (current accident year \$ ..... ) .....		0
2. Reinsurance payable on paid losses and loss adjustment expenses .....		0
3. Loss adjustment expenses .....		0
4. Commissions payable, contingent commissions and other similar charges .....	1,298	426
5. Other expenses (excluding taxes, licenses and fees) .....	11,250	3,750
6. Taxes, licenses and fees (excluding federal and foreign income taxes) .....	637	353
7.1 Current federal and foreign income taxes (including \$ ..... on realized capital gains (losses)) .....		0
7.2 Net deferred tax liability .....		0
8. Borrowed money \$ ..... and interest thereon \$ .....		0
9. Unearned premiums (after deducting unearned premiums for ceded reinsurance of \$ ..... and including warranty reserves of \$ ..... and accrued accident and health experience rating refunds including \$ ..... for medical loss ratio rebate per the Public Health Service Act) .....	33,919	21,972
10. Advance premium .....		0
11. Dividends declared and unpaid:		
11.1 Stockholders .....		0
11.2 Policyholders .....		0
12. Ceded reinsurance premiums payable (net of ceding commissions) .....		0
13. Funds held by company under reinsurance treaties .....		0
14. Amounts withheld or retained by company for account of others .....		0
15. Remittances and items not allocated .....		0
16. Provision for reinsurance .....		0
17. Net adjustments in assets and liabilities due to foreign exchange rates .....		0
18. Drafts outstanding .....		0
19. Payable to parent, subsidiaries and affiliates .....	753,929	748,505
20. Derivatives .....		0
21. Payable for securities .....		0
22. Payable for securities lending .....		0
23. Liability for amounts held under uninsured plans .....		0
24. Capital notes \$ ..... and interest thereon \$ .....		0
25. Aggregate write-ins for liabilities .....	0	0
26. Total liabilities excluding protected cell liabilities (Lines 1 through 25) .....	801,033	775,006
27. Protected cell liabilities .....		0
28. Total liabilities (Lines 26 and 27) .....	801,033	775,006
29. Aggregate write-ins for special surplus funds .....	2,898	811
30. Common capital stock .....	2,500,000	1,000,000
31. Preferred capital stock .....		0
32. Aggregate write-ins for other than special surplus funds .....	0	0
33. Surplus notes .....		0
34. Gross paid in and contributed surplus .....	8,300,000	9,800,000
35. Unassigned funds (surplus) .....	(5,754,931)	(2,851,954)
36. Less treasury stock, at cost:		
36.1 ..... shares common (value included in Line 30 \$ ..... ) .....		0
36.2 ..... shares preferred (value included in Line 31 \$ ..... ) .....		0
37. Surplus as regards policyholders (Lines 29 to 35, less 36) .....	5,047,967	7,948,857
38. Totals (Page 2, Line 28, Col. 3)	5,849,000	8,723,863
DETAILS OF WRITE-INS		
2501. ....	0	0
2502. ....		
2503. ....		
2598. Summary of remaining write-ins for Line 25 from overflow page .....	0	0
2599. Totals (Lines 2501 through 2503 plus 2598) (Line 25 above)	0	0
2901. Voluntary Contingency Fund.....	2,898	811
2902. ....		
2903. ....		
2998. Summary of remaining write-ins for Line 29 from overflow page .....	0	0
2999. Totals (Lines 2901 through 2903 plus 2998) (Line 29 above)	2,898	811
3201. ....		0
3202. ....		
3203. ....		
3298. Summary of remaining write-ins for Line 32 from overflow page .....	0	0
3299. Totals (Lines 3201 through 3203 plus 3298) (Line 32 above)	0	0

STATEMENT OF INCOME

	1	2	3
	Current Year	Prior Year	Prior Year Ended
	to Date	to Date	December 31
UNDERWRITING INCOME			
1. Premiums earned:			
1.1 Direct (written \$ 20,297 )	8,350	0	3,244
1.2 Assumed (written \$ )		0	
1.3 Ceded (written \$ )		0	
1.4 Net (written \$ 20,297 )	8,350	0	3,244
DEDUCTIONS:			
2. Losses incurred (current accident year \$ ):			
2.1 Direct	0	0	0
2.2 Assumed		0	
2.3 Ceded		0	
2.4 Net	0	0	0
3. Loss adjustment expenses incurred	31,875	0	88,600
4. Other underwriting expenses incurred	2,863,661	0	2,754,657
5. Aggregate write-ins for underwriting deductions	0	0	0
6. Total underwriting deductions (Lines 2 through 5)	2,895,536	0	2,843,257
7. Net income of protected cells		0	0
8. Net underwriting gain (loss) (Line 1 minus Line 6 + Line 7)	(2,887,186)	0	(2,840,012)
INVESTMENT INCOME			
9. Net investment income earned	(12,222)	0	(10,514)
10. Net realized capital gains (losses) less capital gains tax of \$	(234)	0	0
11. Net investment gain (loss) (Lines 9 + 10)	(12,456)	0	(10,514)
OTHER INCOME			
12. Net gain or (loss) from agents' or premium balances charged off (amount recovered \$ amount charged off \$ )		0	0
13. Finance and service charges not included in premiums		0	0
14. Aggregate write-ins for miscellaneous income	0	0	0
15. Total other income (Lines 12 through 14)	0	0	0
16. Net income before dividends to policyholders, after capital gains tax and before all other federal and foreign income taxes (Lines 8 + 11 + 15)	(2,899,642)	0	(2,850,526)
17. Dividends to policyholders		0	0
18. Net income, after dividends to policyholders, after capital gains tax and before all other federal and foreign income taxes (Line 16 minus Line 17)	(2,899,642)	0	(2,850,526)
19. Federal and foreign income taxes incurred		0	0
20. Net income (Line 18 minus Line 19)(to Line 22)	(2,899,642)	0	(2,850,526)
CAPITAL AND SURPLUS ACCOUNT			
21. Surplus as regards policyholders, December 31 prior year	7,948,856	0	0
22. Net income (from Line 20)	(2,899,642)	0	(2,850,526)
23. Net transfers (to) from Protected Cell accounts		0	0
24. Change in net unrealized capital gains or (losses) less capital gains tax of \$		0	0
25. Change in net unrealized foreign exchange capital gain (loss)		0	0
26. Change in net deferred income tax		0	0
27. Change in nonadmitted assets	(1,248)	0	(618)
28. Change in provision for reinsurance		0	0
29. Change in surplus notes		0	0
30. Surplus (contributed to) withdrawn from protected cells		0	0
31. Cumulative effect of changes in accounting principles		0	0
32. Capital changes:			
32.1 Paid in	1,500,000	0	1,000,000
32.2 Transferred from surplus (Stock Dividend)		0	0
32.3 Transferred to surplus		0	0
33. Surplus adjustments:			
33.1 Paid in	(1,500,000)	0	9,800,000
33.2 Transferred to capital (Stock Dividend)		0	0
33.3 Transferred from capital		0	0
34. Net remittances from or (to) Home Office		0	0
35. Dividends to stockholders		0	0
36. Change in treasury stock		0	0
37. Aggregate write-ins for gains and losses in surplus	0	0	0
38. Change in surplus as regards policyholders (Lines 22 through 37)	(2,900,890)	0	7,948,856
39. Surplus as regards policyholders, as of statement date (Lines 21 plus 38)	5,047,966	0	7,948,856
DETAILS OF WRITE-INS			
0501.			
0502.			
0503.			
0598. Summary of remaining write-ins for Line 5 from overflow page	0	0	0
0599. TOTALS (Lines 0501 through 0503 plus 0598) (Line 5 above)	0	0	0
1401.			
1402.			
1403.			
1498. Summary of remaining write-ins for Line 14 from overflow page	0	0	0
1499. TOTALS (Lines 1401 through 1403 plus 1498) (Line 14 above)	0	0	0
3701.			
3702.			
3703.			
3798. Summary of remaining write-ins for Line 37 from overflow page	0	0	0
3799. TOTALS (Lines 3701 through 3703 plus 3798) (Line 37 above)	0	0	0

CASH FLOW

	1 Current Year To Date	2 Prior Year To Date	3 Prior Year Ended December 31
<b>Cash from Operations</b>			
1. Premiums collected net of reinsurance.....	9,067	0	4,919
2. Net investment income .....	(3,238)	0	(15,015)
3. Miscellaneous income .....	0	0	2,676
4. Total (Lines 1 to 3) .....	5,829	0	(7,420)
5. Benefit and loss related payments .....	0	0	0
6. Net transfers to Separate Accounts, Segregated Accounts and Protected Cell Accounts .....	0	0	0
7. Commissions, expenses paid and aggregate write-ins for deductions .....	2,894,664	0	2,842,831
8. Dividends paid to policyholders .....	0	0	0
9. Federal and foreign income taxes paid (recovered) net of \$ ..... tax on capital gains (losses).....	0	0	0
10. Total (Lines 5 through 9) .....	2,894,664	0	2,842,831
11. Net cash from operations (Line 4 minus Line 10) .....	(2,888,835)	0	(2,850,251)
<b>Cash from Investments</b>			
12. Proceeds from investments sold, matured or repaid:			
12.1 Bonds .....	1,038,373	0	0
12.2 Stocks .....	0	0	0
12.3 Mortgage loans .....	0	0	0
12.4 Real estate .....	0	0	0
12.5 Other invested assets .....	0	0	0
12.6 Net gains or (losses) on cash, cash equivalents and short-term investments .....	0	0	0
12.7 Miscellaneous proceeds .....	0	0	0
12.8 Total investment proceeds (Lines 12.1 to 12.7) .....	1,038,373	0	0
13. Cost of investments acquired (long-term only):			
13.1 Bonds .....	1,898,838	0	3,652,080
13.2 Stocks .....	0	0	0
13.3 Mortgage loans .....	0	0	0
13.4 Real estate .....	0	0	0
13.5 Other invested assets .....	0	0	0
13.6 Miscellaneous applications .....	0	0	0
13.7 Total investments acquired (Lines 13.1 to 13.6) .....	1,898,838	0	3,652,080
14. Net increase (or decrease) in contract loans and premium notes .....	0	0	0
15. Net cash from investments (Line 12.8 minus Line 13.7 and Line 14) .....	(860,465)	0	(3,652,080)
<b>Cash from Financing and Miscellaneous Sources</b>			
16. Cash provided (applied):			
16.1 Surplus notes, capital notes .....	0	0	0
16.2 Capital and paid in surplus, less treasury stock.....	0	0	10,800,000
16.3 Borrowed funds .....	0	0	0
16.4 Net deposits on deposit-type contracts and other insurance liabilities .....	0	0	0
16.5 Dividends to stockholders .....	0	0	0
16.6 Other cash provided (applied).....	7,511	0	749,316
17. Net cash from financing and miscellaneous sources (Line 16.1 through Line 16.4 minus Line 16.5 plus Line 16.6).....	7,511	0	11,549,316
<b>RECONCILIATION OF CASH, CASH EQUIVALENTS AND SHORT-TERM INVESTMENTS</b>			
18. Net change in cash, cash equivalents and short-term investments (Line 11, plus Lines 15 and 17) .....	(3,741,788)	0	5,046,985
19. Cash, cash equivalents and short-term investments:			
19.1 Beginning of year.....	5,046,985	0	0
19.2 End of period (Line 18 plus Line 19.1) .....	1,305,197	0	5,046,985

NOTES TO FINANCIAL STATEMENTS

Note 1 - Summary of Significant Accounting Policies

A. Accounting Practices

The accompanying financial statements of Home Value Insurance Company (the " Company") have been prepared in conformity with the National Association of Insurance Commissioners (NAIC) *Annual Statement Instructions and Accounting Practices and Procedures Manual* and accounting practices prescribed or permitted by the Ohio Department of Insurance (ODI).

B. Use of Estimates in the Preparation of Financial Statements

The preparation of financial statements in conformity with Statutory Accounting Principles requires management to make estimates and assumptions that affect the reported amounts of assets and liabilities. It also requires disclosure of contingent assets and liabilities at the date of the financial statements and the reported amounts of revenue and expenses during the period. Actual results could differ from those estimates.

C. Accounting Policy

Premiums are earned over the terms of the related insurance policies. Unearned premium reserves are established to cover the unexpired portion of premiums written. Such reserves are computed by pro rata methods.

Expenses incurred in connection with acquiring new insurance business, including such acquisition costs as sales commissions, are charged to operations as incurred.

In addition, the Company uses the following accounting policies:

- 1. Short-Term Investments are stated at amortized cost.
- 2. Bonds not backed by other loans are stated at amortized value using the scientific amortization. Non-investment grade bonds are stated at the lower of amortized value or fair value.
- 3. Common Stocks - Not Applicable
- 4. Preferred Stocks - Not Applicable
- 5. Mortgage Loans - Not Applicable
- 6. Loan-backed securities are stated at amortized value. The retrospective method is used to amortize all loan-backed securities. Non-investment grade loan-backed securities are stated at the lower of amortized value or fair value.
- 7. Investments in SCA entities - Not Applicable
- 8. Joint Ventures - Not Applicable
- 9. Derivatives - Not Applicable
- 10. Premium Deficiency Reserve – The Company considers anticipated investment income as a factor in the premium deficiency calculation in accordance with SSAP NO. 53, Property Casualty Contracts-Premiums.
- 11. Unpaid Losses and LAE Estimates - Not Applicable
- 12. Capitalization Policy - Not Applicable
- 13. Pharmaceutical Rebate - Not Applicable

Note 2 - Accounting Changes and Corrections of Errors

No change

Note 3 - Business Combinations and Goodwill

Not applicable

Note 4 - Discontinued Operations

Not applicable

Note 5 – Investments

- A. No change
- B. No change
- C. No Change
- D. Loan-Backed Securities - The aggregate amount of unrealized losses and related fair value for securities in a continuous unrealized loss position for less than 12 months was \$1,696 and \$583,963, respectively.
- E. No Change

Note 6 - Joint Ventures, Partnerships and Limited Liability Companies

Not applicable

Note 7 - Investment Income

No change

Note 8 - Derivative Instruments

Not applicable

Note 9 - Income Taxes

No change

NOTES TO FINANCIAL STATEMENTS

Note 10 - Information Concerning Parent, Subsidiaries and Affiliates

- A. No change
- B. No change
- C. No change
- D. Amounts Due to or From Related parties - at March 31, 2012, \$753,929 is due to HVP for expenses paid on the Company's behalf per the Administrative Service Agreement.
- E. No change
- F. No change
- G. No change
- H. No change
- I. No change
- J. No change
- K. No change
- L. No change

Note 11 - Debt

Not applicable

Note 12 - Retirement Plans, Deferred Compensation, Post-employment Benefits and Compensated Absences and Other Post-retirement Benefit Plans

Not applicable

Note 13 - Capital and Surplus, Shareholders’ Dividend Restrictions and Quasi-Reorganizations

- 1. Outstanding Shares - The Company has one thousand shares of \$2,500 par value common stock authorized and outstanding.
- 2. Not applicable
- 3. Not applicable
- 4. Not applicable
- 5. Not applicable
- 6. Restrictions on Surplus - Per SSAP 72, the Company has established a voluntary contingency reserve equal to 25% of earned premium. As of March 31, 2012 the reserve is \$2,898.
- 7. Not applicable
- 8. Not applicable
- 9. Changes in Special Surplus - \$2,087 from December 31, 2011
- 10. Not applicable
- 11. Not applicable
- 12. Not applicable
- 13. Not applicable

Note 14 - Contingencies

Not applicable

Note 15 - Leases

Not applicable

Note 16 - Information About Financial Instruments With Off-Balance Sheet Risk and Financial Instruments With Concentrations of Credit Risk

Not applicable

Note 17 - Sale, Transfer and Servicing of Financial Assets and Extinguishments of Liabilities

Not applicable

Note 18 - Gain or Loss to the Reporting Entity from Uninsured Plans and the Uninsured Portion of Partially Insured Plans

Not applicable

Note 19 - Direct Premium Written/Produced by Managing General Agents/Third Party Administrators

Not applicable

Note 20 – Fair Value Measurements

Not applicable

Note 21 - Other Items

No change

Note 22 - Events Subsequent

None

NOTES TO FINANCIAL STATEMENTS

**Note 23 – Reinsurance**

Not applicable

**Note 24 - Retrospectively Rated Contracts & Contracts Subject to Redetermination**

Not applicable

**Note 25 - Change in Incurred Losses and Loss Adjustment Expenses**

Not applicable

**Note 26 - Intercompany Pooling Arrangements**

Not applicable

**Note 27 - Structured Settlements**

Not applicable

**Note 28 - Health Care Receivables**

Not applicable

**Note 29 - Participating Policies**

Not applicable

**Note 30 - Premium Deficiency Reserves**

No change

**Note 31 - High Deductibles**

Not applicable

**Note 32 - Discounting of Liabilities for Unpaid Losses or Unpaid Loss Adjustment Expenses**

Not applicable

**Note 33 - Asbestos/Environmental Reserves**

Not applicable

**Note 34 - Subscriber Savings Accounts**

Not applicable

**Note 35 - Multiple Peril Crop Insurance**

Not applicable

**Note 36 – Financial Guaranty Insurance**

Not applicable



GENERAL INTERROGATORIES

PART 1 - COMMON INTERROGATORIES  
GENERAL

- 1.1

Did the reporting entity experience any material transactions requiring the filing of Disclosure of Material Transactions with the State of Domicile, as required by the Model Act?

Yes ☐ No ☒
- 1.2

If yes, has the report been filed with the domiciliary state?

Yes ☐ No ☐
- 2.1

Has any change been made during the year of this statement in the charter, by-laws, articles of incorporation, or deed of settlement of the reporting entity?

Yes ☒ No ☐
- 2.2

If yes, date of change:

02/01/2012
3.

Have there been any substantial changes in the organizational chart since the prior quarter end?

Yes ☐ No ☒
- If yes, complete the Schedule Y - Part 1 - organizational chart.
- 4.1

Has the reporting entity been a party to a merger or consolidation during the period covered by this statement?

Yes ☐ No ☒
- 4.2

If yes, provide the name of entity, NAIC Company Code, and state of domicile (use two letter state abbreviation) for any entity that has ceased to exist as a result of the merger or consolidation.

1	2	3
Name of Entity	NAIC Company Code	State of Domicile

5.

If the reporting entity is subject to a management agreement, including third-party administrator(s), managing general agent(s), attorney-in-fact, or similar agreement, have there been any significant changes regarding the terms of the agreement or principals involved?

Yes ☐ No ☒ NA ☐
- If yes, attach an explanation.
- 6.1

State as of what date the latest financial examination of the reporting entity was made or is being made.

08/31/2011
- 6.2

State the as of date that the latest financial examination report became available from either the state of domicile or the reporting entity. This date should be the date of the examined balance sheet and not the date the report was completed or released.

08/31/2011
- 6.3

State as of what date the latest financial examination report became available to other states or the public from either the state of domicile or the reporting entity. This is the release date or completion date of the examination report and not the date of the examination (balance sheet date).

09/14/2011
- 6.4

By what department or departments?

Ohio
- 6.5

Have all financial statement adjustments within the latest financial examination report been accounted for in a subsequent financial statement filed with Departments?

Yes ☐ No ☐ NA ☒
- 6.6

Have all of the recommendations within the latest financial examination report been complied with?

Yes ☐ No ☐ NA ☒
- 7.1

Has this reporting entity had any Certificates of Authority, licenses or registrations (including corporate registration, if applicable) suspended or revoked by any governmental entity during the reporting period?

Yes ☐ No ☒
- 7.2

If yes, give full information:
- 8.1

Is the company a subsidiary of a bank holding company regulated by the Federal Reserve Board?

Yes ☐ No ☒
- 8.2

If response to 8.1 is yes, please identify the name of the bank holding company.
- 8.3

Is the company affiliated with one or more banks, thrifts or securities firms?

Yes ☐ No ☒
- 8.4

If response to 8.3 is yes, please provide below the names and location (city and state of the main office) of any affiliates regulated by a federal regulatory services agency [i.e. the Federal Reserve Board (FRB), the Office of the Comptroller of the Currency (OCC), the Federal Deposit Insurance Corporation (FDIC) and the Securities Exchange Commission (SEC)] and identify the affiliate's primary federal regulator.]

1	2	3	4	5	6
Affiliate Name	Location (City, State)	FRB	OCC	FDIC	SEC

GENERAL INTERROGATORIES

9.1

Are the senior officers (principal executive officer, principal financial officer, principal accounting officer or controller, or persons performing similar functions) of the reporting entity subject to a code of ethics, which includes the following standards? .....  
(a) Honest and ethical conduct, including the ethical handling of actual or apparent conflicts of interest between personal and professional relationships;  
(b) Full, fair, accurate, timely and understandable disclosure in the periodic reports required to be filed by the reporting entity;  
(c) Compliance with applicable governmental laws, rules and regulations;  
(d) The prompt internal reporting of violations to an appropriate person or persons identified in the code; and  
(e) Accountability for adherence to the code.

Yes [ ] No [X]

9.11

If the response to 9.1 is No, please explain:  
Some, but not all of the standard in section 9.1 are addressed in the Company's Handbook or Senior officers terms of employment. The Company will have a formal policy in place by 06/03/2012.....

9.2

Has the code of ethics for senior managers been amended? .....

Yes [ ] No [X]

9.21

If the response to 9.2 is Yes, provide information related to amendment(s).  
.....

9.3

Have any provisions of the code of ethics been waived for any of the specified officers? .....

Yes [ ] No [X]

9.31

If the response to 9.3 is Yes, provide the nature of any waiver(s).  
.....

FINANCIAL

10.1

Does the reporting entity report any amounts due from parent, subsidiaries or affiliates on Page 2 of this statement?.....

Yes [ ] No [X]

10.2

If yes, indicate any amounts receivable from parent included in the Page 2 amount:.....\$ .....

INVESTMENT

11.1

Were any of the stocks, bonds, or other assets of the reporting entity loaned, placed under option agreement, or otherwise made available for use by another person? (Exclude securities under securities lending agreements.) .....

Yes [ ] No [X]

11.2

If yes, give full and complete information relating thereto:  
.....

12.

Amount of real estate and mortgages held in other invested assets in Schedule BA: .....\$ .....0

13.

Amount of real estate and mortgages held in short-term investments: .....\$ .....0

14.1

Does the reporting entity have any investments in parent, subsidiaries and affiliates? .....

Yes [ ] No [X]

14.2

If yes, please complete the following:

	1	2
	Prior Year-End Book/Adjusted Carrying Value	Current Quarter Book/Adjusted Carrying Value
14.21 Bonds .....	\$ .....	\$ .....
14.22 Preferred Stock .....	\$ .....	\$ .....
14.23 Common Stock .....	\$ .....	\$ .....
14.24 Short-Term Investments .....	\$ .....	\$ .....
14.25 Mortgage Loans on Real Estate .....	\$ .....	\$ .....
14.26 All Other .....	\$ .....	\$ .....
14.27 Total Investment in Parent, Subsidiaries and Affiliates (Subtotal Lines 14.21 to 14.26).....	\$ .....0	\$ .....0
14.28 Total Investment in Parent included in Lines 14.21 to 14.26 above .....	\$ .....	\$ .....

15.1

Has the reporting entity entered into any hedging transactions reported on Schedule DB? .....

Yes [ ] No [X]

15.2

If yes, has a comprehensive description of the hedging program been made available to the domiciliary state? .....

Yes [ ] No [ ]

If no, attach a description with this statement.

GENERAL INTERROGATORIES

16. Excluding items in Schedule E – Part 3 – Special Deposits, real estate, mortgage loans and investments held physically in the reporting entity's offices, vaults or safety deposit boxes, were all stocks, bonds and other securities, owned throughout the current year held pursuant to a custodial agreement with a qualified bank or trust company in accordance with Section 1, III – General Examination Considerations, F. Outsourcing of Critical Functions, Custodial or Safekeeping Agreements of the NAIC *Financial Condition Examiners Handbook*? .....

Yes [X] No [ ]

16.1 For all agreements that comply with the requirements of the NAIC *Financial Condition Examiners Handbook*, complete the following:

1 Name of Custodian(s)	2 Custodian Address
Wells Fargo Bank.....	600 California St. 12th Flr. San Francisco, CA 94108.....

16.2 For all agreements that do not comply with the requirements of the NAIC *Financial Condition Examiners Handbook*, provide the name, location and a complete explanation:

1 Name(s)	2 Location(s)	3 Complete Explanation(s)

16.3 Have there been any changes, including name changes, in the custodian(s) identified in 16.1 during the current quarter? .....

Yes [ ] No [X]

16.4 If yes, give full and complete information relating thereto:

1 Old Custodian	2 New Custodian	3 Date of Change	4 Reason

16.5 Identify all investment advisors, broker/dealers or individuals acting on behalf of broker/dealers that have access to the investment accounts, handle securities and have authority to make investments on behalf of the reporting entity:

1 Central Registration Depository	2 Name(s)	3 Address
	General Re-New England Asset Management, Inc.....	Pond View Corporate Center, 76 Batterson Park Road, Farmington, CT 06032.....

17.1 Have all the filing requirements of the *Purposes and Procedures Manual* of the NAIC Securities Valuation Office been followed? .....

Yes [X] No [ ]

17.2 If no, list exceptions:  
.....

GENERAL INTERROGATORIES  
PART 2 - PROPERTY & CASUALTY INTERROGATORIES

1. If the reporting entity is a member of a pooling arrangement, did the agreement or the reporting entity's participation change? ..... Yes [ ] No [ ] NA [X]  
If yes, attach an explanation.

2. Has the reporting entity reinsured any risk with any other reporting entity and agreed to release such entity from liability, in whole or in part, from any loss that may occur on the risk, or portion thereof, reinsured? ..... Yes [ ] No [X]  
If yes, attach an explanation.

3.1 Have any of the reporting entity's primary reinsurance contracts been canceled? ..... Yes [ ] No [X]  
3.2 If yes, give full and complete information thereto.  
.....

4.1 Are any of the liabilities for unpaid losses and loss adjustment expenses other than certain workers' compensation tabular reserves (see *Annual Statement Instructions* pertaining to disclosure of discounting for definition of "tabular reserves,") discounted at a rate of interest greater than zero? ..... Yes [ ] No [X]

4.2 If yes, complete the following schedule:

			TOTAL DISCOUNT				DISCOUNT TAKEN DURING PERIOD			
1	2	3	4	5	6	7	8	9	10	11
Line of Business	Maximum Interest	Discount Rate	Unpaid Losses	Unpaid LAE	IBNR	TOTAL	Unpaid Losses	Unpaid LAE	IBNR	TOTAL
.....										
.....										
.....										
.....										
.....										
TOTAL			0	0	0	0	0	0	0	0

5. Operating Percentages:  
5.1 A&H loss percent ..... 0.0 %  
5.2 A&H cost containment percent ..... 0.0 %  
5.3 A&H expense percent excluding cost containment expenses ..... 0.0 %  
6.1 Do you act as a custodian for health savings accounts?..... Yes [ ] No [X]  
6.2 If yes, please provide the amount of custodial funds held as of the reporting date..... \$  
6.3 Do you act as an administrator for health savings accounts?..... Yes [ ] No [X]  
6.4 If yes, please provide the balance of the funds administered as of the reporting date..... \$

**STATEMENT AS OF MARCH 31, 2012 OF THE Home Value Insurance Company**

## SCHEDULE F - CEDED REINSURANCE

Showing All New Reinsurers - Current Year to Date

1 NAIC Company Code	2 Federal ID Number	3 Name of Reinsurer	4 Domiciliary Jurisdiction	5 Is Insurer Authorized? (Yes or No)
		NONE		

SCHEDULE T - EXHIBIT OF PREMIUMS WRITTEN

Current Year to Date - Allocated by States and Territories							
States, etc.	1	Direct Premiums Written		Direct Losses Paid (Deducting Salvage)		Direct Losses Unpaid	
	Active Status	2	3	4	5	6	7
		Current Year To Date	Prior Year To Date	Current Year To Date	Prior Year To Date	Current Year To Date	Prior Year To Date
1. Alabama	AL		.0		.0		.0
2. Alaska	AK		.0		.0		.0
3. Arizona	AZ		.0		.0		.0
4. Arkansas	AR		.0		.0		.0
5. California	CA		.0		.0		.0
6. Colorado	CO		.0		.0		.0
7. Connecticut	CT		.0		.0		.0
8. Delaware	DE		.0		.0		.0
9. District of Columbia	DC		.0		.0		.0
10. Florida	FL		.0		.0		.0
11. Georgia	GA	L1,759	.0		.0		.0
12. Hawaii	HI		.0		.0		.0
13. Idaho	ID		.0		.0		.0
14. Illinois	IL		.0		.0		.0
15. Indiana	IN	L	.0		.0		.0
16. Iowa	IA		.0		.0		.0
17. Kansas	KS		.0		.0		.0
18. Kentucky	KY		.0		.0		.0
19. Louisiana	LA	L	.0		.0		.0
20. Maine	ME		.0		.0		.0
21. Maryland	MD		.0		.0		.0
22. Massachusetts	MA		.0		.0		.0
23. Michigan	MI		.0		.0		.0
24. Minnesota	MN		.0		.0		.0
25. Mississippi	MS		.0		.0		.0
26. Missouri	MO		.0		.0		.0
27. Montana	MT		.0		.0		.0
28. Nebraska	NE		.0		.0		.0
29. Nevada	NV		.0		.0		.0
30. New Hampshire	NH		.0		.0		.0
31. New Jersey	NJ		.0		.0		.0
32. New Mexico	NM		.0		.0		.0
33. New York	NY		.0		.0		.0
34. North Carolina	NC		.0		.0		.0
35. North Dakota	ND		.0		.0		.0
36. Ohio	OH	L16,240	.0		.0		.0
37. Oklahoma	OK	L2,298	.0		.0		.0
38. Oregon	OR		.0		.0		.0
39. Pennsylvania	PA		.0		.0		.0
40. Rhode Island	RI		.0		.0		.0
41. South Carolina	SC		.0		.0		.0
42. South Dakota	SD		.0		.0		.0
43. Tennessee	TN		.0		.0		.0
44. Texas	TX	L	.0		.0		.0
45. Utah	UT		.0		.0		.0
46. Vermont	VT		.0		.0		.0
47. Virginia	VA		.0		.0		.0
48. Washington	WA		.0		.0		.0
49. West Virginia	WV		.0		.0		.0
50. Wisconsin	WI		.0		.0		.0
51. Wyoming	WY		.0		.0		.0
52. American Samoa	AS		.0		.0		.0
53. Guam	GU		.0		.0		.0
54. Puerto Rico	PR		.0		.0		.0
55. U.S. Virgin Islands	VI		.0		.0		.0
56. Northern Mariana Islands	MP		.0		.0		.0
57. Canada	CN		.0		.0		.0
58. Aggregate Other Alien	OT	XXX0	.0	.0	.0	.0	.0
59. Totals	(a)6	20,297	0	0	0	0	0
DETAILS OF WRITE-INS							
5801.	XXX						
5802.	XXX						
5803.	XXX						
5898. Summary of remaining write-ins for Line 58 from overflow page.	XXX	.0	.0	.0	.0	.0	.0
5899. TOTALS (Lines 5801 through 5803 plus 5898) (Line 58 above)	XXX	0	0	0	0	0	0

(L) Licensed or Chartered - Licensed Insurance Carrier or Domiciled RRG; (R) Registered - Non-domiciled RRGs; (Q) Qualified - Qualified or Accredited Reinsurer; (E) Eligible - Reporting Entities eligible or approved to write Surplus Lines in the state; (N) None of the above - Not allowed to write business in the state.

(a) Insert the number of L responses except for Canada and Other Alien.

Schedule Y - Part 1

NONE

Schedule Y - Part 1A

NONE

PART 1 - LOSS EXPERIENCE

Line of Business		Current Year to Date			4 Prior Year to Date Direct Loss Percentage
		1 Direct Premiums Earned	2 Direct Losses Incurred	3 Direct Loss Percentage	
1.	Fire .....			0.0	0.0
2.	Allied lines .....			0.0	0.0
3.	Farmowners multiple peril .....			0.0	0.0
4.	Homeowners multiple peril .....			0.0	0.0
5.	Commercial multiple peril .....			0.0	0.0
6.	Mortgage guaranty .....			0.0	0.0
8.	Ocean marine .....			0.0	0.0
9.	Inland marine .....			0.0	0.0
10.	Financial guaranty .....			0.0	0.0
11.1	Medical professional liability -occurrence .....			0.0	0.0
11.2	Medical professional liability -claims made .....			0.0	0.0
12.	Earthquake .....			0.0	0.0
13.	Group accident and health .....			0.0	0.0
14.	Credit accident and health .....			0.0	0.0
15.	Other accident and health .....			0.0	0.0
16.	Workers' compensation .....			0.0	0.0
17.1	Other liability occurrence .....			0.0	0.0
17.2	Other liability-claims made .....			0.0	0.0
17.3	Excess Workers' Compensation .....			0.0	0.0
18.1	Products liability-occurrence .....			0.0	0.0
18.2	Products liability-claims made .....			0.0	0.0
19.1,19.2	Private passenger auto liability .....			0.0	0.0
19.3,19.4	Commercial auto liability .....			0.0	0.0
21.	Auto physical damage .....			0.0	0.0
22.	Aircraft (all perils) .....			0.0	0.0
23.	Fidelity .....			0.0	0.0
24.	Surety .....			0.0	0.0
26.	Burglary and theft .....			0.0	0.0
27.	Boiler and machinery .....			0.0	0.0
28.	Credit .....			0.0	0.0
29.	International .....			0.0	0.0
30.	Warranty .....			0.0	0.0
31.	Reinsurance - Nonproportional Assumed Property .....	XXX	XXX	XXX	XXX
32.	Reinsurance - Nonproportional Assumed Liability .....	XXX	XXX	XXX	XXX
33.	Reinsurance - Nonproportional Assumed Financial Lines .....	XXX	XXX	XXX	XXX
34.	Aggregate write-ins for other lines of business .....	8,350	0	0.0	0.0
35.	TOTALS .....	8,350	0	0.0	0.0
DETAILS OF WRITE-INS					
3401.	Other .....	8,350		0.0	0.0
3402.	.....				
3403.	.....				
3498.	Sum. of remaining write-ins for Line 34 from overflow page .....	0	0	0.0	0.0
3499.	Totals (Lines 3401 through 3403 plus 3498) (Line 34) .....	8,350	0	0.0	0.0

PART 2 - DIRECT PREMIUMS WRITTEN

Line of Business		1 Current Quarter	2 Current Year to Date	3 Prior Year Year to Date
1.	Fire .....	0		0
2.	Allied lines .....	0		0
3.	Farmowners multiple peril .....	0		0
4.	Homeowners multiple peril .....	0		0
5.	Commercial multiple peril .....	0		0
6.	Mortgage guaranty .....	0		0
8.	Ocean marine .....	0		0
9.	Inland marine .....	0		0
10.	Financial guaranty .....	0		0
11.1	Medical professional liability-occurrence .....	0		0
11.2	Medical professional liability-claims made .....	0		0
12.	Earthquake .....	0		0
13.	Group accident and health .....	0		0
14.	Credit accident and health .....	0		0
15.	Other accident and health .....	0		0
16.	Workers' compensation .....	0		0
17.1	Other liability occurrence .....	0		0
17.2	Other liability-claims made .....	0		0
17.3	Excess Workers' Compensation .....	0		0
18.1	Products liability-occurrence .....	0		0
18.2	Products liability-claims made .....	0		0
19.1,19.2	Private passenger auto liability .....	0		0
19.3,19.4	Commercial auto liability .....	0		0
21.	Auto physical damage .....	0		0
22.	Aircraft (all perils) .....	0		0
23.	Fidelity .....	0		0
24.	Surety .....	0		0
26.	Burglary and theft .....	0		0
27.	Boiler and machinery .....	0		0
28.	Credit .....	0		0
29.	International .....	0		0
30.	Warranty .....	0		0
31.	Reinsurance - Nonproportional Assumed Property .....	XXX	XXX	XXX
32.	Reinsurance - Nonproportional Assumed Liability .....	XXX	XXX	XXX
33.	Reinsurance - Nonproportional Assumed Financial Lines .....	XXX	XXX	XXX
34.	Aggregate write-ins for other lines of business .....	20,297	20,297	0
35.	TOTALS .....	20,297	20,297	0
DETAILS OF WRITE-INS				
3401.	Misc .....	20,297	20,297	0
3402.	.....			
3403.	.....			
3498.	Sum. of remaining write-ins for Line 34 from overflow page .....	0	0	0
3499.	Totals (Lines 3401 through 3403 plus 3498) (Line 34) .....	20,297	20,297	0



PART 3 (000 omitted)

LOSS AND LOSS ADJUSTMENT EXPENSE RESERVES SCHEDULE

	1	2	3	4	5	6	7	8	9	10	11	12	13
Years in Which Losses Occurred	Prior Year-End Known Case Loss and LAE Reserves	Prior Year-End IBNR Loss and LAE Reserves	Total Prior Year-End Loss and LAE Reserves (Cols. 1 + 2)	2012 Loss and LAE Payments on Claims Reported as of Prior Year-End	2012 Loss and LAE Payments on Claims Unreported as of Prior Year-End	Total 2012 Loss and LAE Payments (Cols. 4 + 5)	Q.S. Date Known Case Loss and LAE Reserves on Claims Reported and Open as of Prior Year End	Q.S. Date Known Case Loss and LAE Reserves on Claims Reported or Reopened Subsequent to Prior Year End	Q.S. Date IBNR Loss and LAE Reserves	Total Q.S. Loss and LAE Reserves (Cols.7 + 8 + 9)	Prior Year-End Known Case Loss and LAE Reserves Developed (Savings)/ Deficiency (Cols. 4 + 7 minus Col. 1)	Prior Year-End IBNR Loss and LAE Reserves Developed (Savings)/ Deficiency (Cols. 5 + 8 + 9 minus Col. 2)	Prior Year-End Total Loss and LAE Reserve Developed (Savings)/ Deficiency (Cols. 11 + 12)
1. 2009 + Prior .....			.....0			.....0				.....0	.....0	.....0	.....0
2. 2010 .....			.....0			.....0				.....0	.....0	.....0	.....0
3. Subtotals 2010 + prior .....	.....0	.....0	.....0	.....0	.....0	.....0	.....0	.....0	.....0	.....0	.....0	.....0	.....0
4. 2011.....			.....0			.....0				.....0	.....0	.....0	.....0
5. Subtotals 2011 + prior .....	.....0	.....0	.....0	.....0	.....0	.....0	.....0	.....0	.....0	.....0	.....0	.....0	.....0
6. 2012 .....	.....XXX	.....XXX	.....XXX	.....XXX	.....32	.....32	.....XXX			.....0	.....XXX	.....XXX	.....XXX
7. Totals .....	0	0	0	0	32	32	0	0	0	0	0	0	0
8. Prior Year-End Surplus As Regards Policy-holders	7,949										Col. 11, Line 7 As % of Col. 1, Line 7	Col. 12, Line 7 As % of Col. 2, Line 7	Col. 13, Line 7 As % of Col. 3, Line 7
											1. 0.0	2. 0.0	3. 0.0
											Col. 13, Line 7 Line 8		
											4. 0.0		

SUPPLEMENTAL EXHIBITS AND SCHEDULES INTERROGATORIES

The following supplemental reports are required to be filed as part of your statement filing. However, in the event that your company does not transact the type of business for which the special report must be filed, your response of **NO** to the specific interrogatory will be accepted in lieu of filing a "NONE" report and a bar code will be printed below. If the supplement is required of your company but is not being filed for whatever reason enter **SEE EXPLANATION** and provide an explanation following the interrogatory questions.


	Response
1. Will the Trusteed Surplus Statement be filed with the state of domicile and the NAIC with this statement?	.....NO.....
2. Will Supplement A to Schedule T (Medical Professional Liability Supplement) be filed with this statement?	.....NO.....
3. Will the Medicare Part D Coverage Supplement be filed with the state of domicile and the NAIC with this statement?	.....NO.....
4. Will the Director and Officer Supplement be filed with the state of domicile and the NAIC with this statement?	.....NO.....

Explanation:

- 1.
- 2.
- 3.
- 4.


Bar Code:

1.




14121201249000001

2.




14121201245500001

3.



14121201236500001

4.



14121201250500001

**OVERFLOW PAGE FOR WRITE-INS**

SCHEDULE A – VERIFICATION

Real Estate

	1	2
	Year To Date	Prior Year Ended December 31
1. Book/adjusted carrying value, December 31 of prior year .....	.0	.0
2. Cost of acquired:		
2.1 Actual cost at time of acquisition .....		.0
2.2 Additional investment made after acquisition .....		.0
3. Current year change in encumbrances .....		.0
4. Total gain (loss) on disposals .....		.0
5. Deduct amounts received on disposals .....		.0
6. Total foreign exchange change in book/adjusted carrying value .....		.0
7. Deduct current year's other than temporary impairment recognized .....		.0
8. Deduct current year's depreciation .....		.0
9. Book/adjusted carrying value at the end of current period (Lines 1+2+3+4-5+6-7-8) .....	.0	.0
10. Deduct total nonadmitted amounts .....	.0	.0
11. Statement value at end of current period (Line 9 minus Line 10) .....	0	0

SCHEDULE B – VERIFICATION

Mortgage Loans

	1	2
	Year To Date	Prior Year Ended December 31
1. Book value/recorded investment excluding accrued interest, December 31 of prior year .....	.0	.0
2. Cost of acquired:		
2.1 Actual cost at time of acquisition .....		.0
2.2 Additional investment made after acquisition .....		.0
3. Capitalized deferred interest and other .....		.0
4. Accrual of discount .....		.0
5. Unrealized valuation increase (decrease) .....		.0
6. Total gain (loss) on disposals .....		.0
7. Deduct amounts received on disposals .....		.0
8. Deduct amortization of premium and mortgage interest points and commitment fees .....		.0
9. Total foreign exchange change in book value/recorded investment excluding accrued interest .....		.0
10. Deduct current year's other than temporary impairment recognized .....		.0
11. Book value/recorded investment excluding accrued interest at end of current period (Lines 1+2+3+4+5+6-7-8+9-10) .....	.0	.0
12. Total valuation allowance .....		.0
13. Subtotal (Line 11 plus Line 12) .....	.0	.0
14. Deduct total nonadmitted amounts .....	.0	.0
15. Statement value at end of current period (Line 13 minus Line 14) .....	0	0

SCHEDULE BA – VERIFICATION

Other Long-Term Invested Assets

	1	2
	Year To Date	Prior Year Ended December 31
1. Book/adjusted carrying value, December 31 of prior year .....	.0	.0
2. Cost of acquired:		
2.1 Actual cost at time of acquisition .....		.0
2.2 Additional investment made after acquisition .....		.0
3. Capitalized deferred interest and other .....		.0
4. Accrual of discount .....		.0
5. Unrealized valuation increase (decrease) .....		.0
6. Total gain (loss) on disposals .....		.0
7. Deduct amounts received on disposals .....		.0
8. Deduct amortization of premium and depreciation .....		.0
9. Total foreign exchange change in book/adjusted carrying value .....		.0
10. Deduct current year's other than temporary impairment recognized .....		.0
11. Book/adjusted carrying value at end of current period (Lines 1+2+3+4+5+6-7-8+9-10) .....	.0	.0
12. Deduct total nonadmitted amounts .....	.0	.0
13. Statement value at end of current period (Line 11 minus Line 12) .....	0	0

SCHEDULE D – VERIFICATION

Bonds and Stocks

	1	2
	Year To Date	Prior Year Ended December 31
1. Book/adjusted carrying value of bonds and stocks, December 31 of prior year .....	3,650,000	.0
2. Cost of bonds and stocks acquired .....	1,898,838	3,652,080
3. Accrual of discount .....	26	.0
4. Unrealized valuation increase (decrease) .....		.0
5. Total gain (loss) on disposals .....	(234)	.0
6. Deduct consideration for bonds and stocks disposed of .....	1,038,373	.0
7. Deduct amortization of premium .....	10,406	2,080
8. Total foreign exchange change in book/adjusted carrying value .....		.0
9. Deduct current year's other than temporary impairment recognized .....		.0
10. Book/adjusted carrying value at end of current period (Lines 1+2+3+4+5-6-7+8-9) .....	4,499,852	3,650,000
11. Deduct total nonadmitted amounts .....	.0	.0
12. Statement value at end of current period (Line 10 minus Line 11) .....	4,499,852	3,650,000

STATEMENT AS OF MARCH 31, 2012 OF THE Home Value Insurance Company

SCHEDULE D - PART 1B

Showing the Acquisitions, Dispositions and Non-Trading Activity  
During the Current Quarter for all Bonds and Preferred Stock by Rating Class

	1 Book/Adjusted Carrying Value Beginning of Current Quarter	2 Acquisitions During Current Quarter	3 Dispositions During Current Quarter	4 Non-Trading Activity During Current Quarter	5 Book/Adjusted Carrying Value End of First Quarter	6 Book/Adjusted Carrying Value End of Second Quarter	7 Book/Adjusted Carrying Value End of Third Quarter	8 Book/Adjusted Carrying Value December 31 Prior Year
<b>BONDS</b>								
1. Class 1 (a).....	6,994,090	4,401,095	5,589,442	(10,380)	5,795,363	0	0	6,994,090
2. Class 2 (a).....	0				0	0	0	0
3. Class 3 (a).....	0				0	0	0	0
4. Class 4 (a).....	0				0	0	0	0
5. Class 5 (a).....	0				0	0	0	0
6. Class 6 (a).....	0				0	0	0	0
7. Total Bonds	6,994,090	4,401,095	5,589,442	(10,380)	5,795,363	0	0	6,994,090
<b>PREFERRED STOCK</b>								
8. Class 1 .....	0				0	0	0	0
9. Class 2 .....	0				0	0	0	0
10. Class 3 .....	0				0	0	0	0
11. Class 4 .....	0				0	0	0	0
12. Class 5 .....	0				0	0	0	0
13. Class 6 .....	0				0	0	0	0
14. Total Preferred Stock.....	0	0	0	0	0	0	0	0
15. Total Bonds & Preferred Stock	6,994,090	4,401,095	5,589,442	(10,380)	5,795,363	0	0	6,994,090

(a) Book/Adjusted Carrying Value column for the end of the current reporting period includes the following amount of non-rated short-term and cash equivalent bonds by NAIC designation: NAIC 1 \$ ..... ; NAIC 2 \$ ..... ;

NAIC 3 \$ ..... ; NAIC 4 \$ ..... ; NAIC 5 \$ ..... ; NAIC 6 \$ .....

SCHEDULE DA - PART 1  
Short-Term Investments

	1	2	3	4	5
	Book/Adjusted Carrying Value	Par Value	Actual Cost	Interest Collected Year To Date	Paid for Accrued Interest Year To Date
9199999	1,295,511	XXX	1,295,511	84	

SCHEDULE DA - VERIFICATION  
Short-Term Investments

	1	2
	Year To Date	Prior Year Ended December 31
1. Book/adjusted carrying value, December 31 of prior year.....	3,344,089	0
2. Cost of short-term investments acquired .....	2,502,257	10,344,256
3. Accrual of discount .....		0
4. Unrealized valuation increase (decrease).....		0
5. Total gain (loss) on disposals .....		0
6. Deduct consideration received on disposals .....	4,550,835	7,000,167
7. Deduct amortization of premium.....		0
8. Total foreign exchange change in book/adjusted carrying value.....		0
9. Deduct current year's other than temporary impairment recognized.....		0
10. Book/adjusted carrying value at end of current period (Lines 1+2+3+4+5-6-7+8-9).....	1,295,511	3,344,089
11. Deduct total nonadmitted amounts.....		0
12. Statement value at end of current period (Line 10 minus Line 11)	1,295,511	3,344,089

Schedule DB - Part A - Verification

NONE

Schedule DB - Part B - Verification

NONE

Schedule DB - Part C - Section 1

NONE

Schedule DB - Part C - Section 2

NONE

Schedule DB - Verification

NONE

Schedule E - Verification

NONE

Schedule A - Part 2

NONE

Schedule A - Part 3

NONE

Schedule B - Part 2

NONE

Schedule B - Part 3

NONE

Schedule BA - Part 2

NONE

Schedule BA - Part 3

NONE



## E04

[illegible]

(a) For all common stock bearing the NAIC market indicator "U" provide: the number of such issues .....

## E05

## E05

E05

E05

E05

Schedule DB - Part A - Section 1

NONE

Schedule DB - Part B - Section 1

NONE

Schedule DB - Part D

NONE

Schedule DL - Part 1

NONE

Schedule DL - Part 2

NONE

**STATEMENT AS OF MARCH 31, 2012 OF THE Home Value Insurance Company**

## SCHEDULE E - PART 1 - CASH

[illegible]

SCHEDULE E - PART 2 - CASH EQUIVALENTS

Show Investments Owned End of Current Quarter							
1 Description	2 Code	3 Date Acquired	4 Rate of Interest	5 Maturity Date	6 Book/Adjusted Carrying Value	7 Amount of Interest Due & Accrued	8 Amount Received During Year
NONE							
8699999 Total Cash Equivalents					0	0	0