



HEALTH ANNUAL STATEMENT
FOR THE YEAR ENDED DECEMBER 31, 2011
OF THE CONDITION AND AFFAIRS OF THE
UnitedHealthcare of Ohio, Inc.

NAIC Group Code	0707 (Current)	0707 (Prior)	NAIC Company Code	95186	Employer's ID Number	31-1142815
Organized under the Laws of	Ohio			State of Domicile or Port of Entry		Ohio
Country of Domicile	United States of America					
Licensed as business type:	Health Maintenance Organization					
Is HMO Federally Qualified?	Yes [] No [X]					
Incorporated/Organized	05/14/1985			Commenced Business	08/06/1985	
Statutory Home Office	OH020-3010, 9200 Worthington Road (Street and Number)			Westerville , OH 43082-8823 (City or Town, State and Zip Code)		
Main Administrative Office	OH020-3010, 9200 Worthington Road (Street and Number)					
	Westerville , OH 43082-8823 (City or Town, State and Zip Code)			614-410-7000 (Area Code) (Telephone Number)		
Mail Address	OH020-3010, 9200 Worthington Road (Street and Number or P.O. Box)			Westerville , OH 43082-8823 (City or Town, State and Zip Code)		
Primary Location of Books and Records	MN008-W345, 9900 Bren Road East (Street and Number)					
	Minnetonka , MN 55343 (City or Town, State and Zip Code)			952-936-6523 (Area Code) (Telephone Number)		
Internet Website Address	www.uhc.com					
Statutory Statement Contact	Jiang Wang (Name)			952-936-6523 (Area Code) (Telephone Number)		
	jiang_wang@uhc.com (E-mail Address)			952-936-1187 (FAX Number)		

OFFICERS

Chair and President	Jefferson Brooks Walters III #	Chief Financial Officer	William Joseph Hnath
Secretary	Christina Regina Palme-Krizak	Treasurer	Robert Worth Oberrender

OTHER

Nyle Brent Cottingham # Assistant Treasurer	Michelle Marie Huntley Dill Assistant Secretary	Juanita Bolland Luis Assistant Secretary
Robert Charles Falkenberg Chief Executive Officer, Commercial	Richard Gordon Dunlop # Vice President, Finance	

DIRECTORS OR TRUSTEES

Robert Charles Falkenberg	David Scott Luby	William Joseph Hnath
Richard Gordon Dunlop	Jefferson Brooks Walters III	Leonard Alan Wilkerson DO

State of	State of	State of
County of	County of	County of

The officers of this reporting entity being duly sworn, each depose and say that they are the described officers of said reporting entity, and that on the reporting period stated above, all of the herein described assets were the absolute property of the said reporting entity, free and clear from any liens or claims thereon, except as herein stated, and that this statement, together with related exhibits, schedules and explanations therein contained, annexed or referred to, is a full and true statement of all the assets and liabilities and of the condition and affairs of the said reporting entity as of the reporting period stated above, and of its income and deductions therefrom for the period ended, and have been completed in accordance with the NAIC Annual Statement Instructions and Accounting Practices and Procedures manual except to the extent that: (1) state law may differ; or, (2) that state rules or regulations require differences in reporting not related to accounting practices and procedures, according to the best of their information, knowledge and belief, respectively. Furthermore, the scope of this attestation by the described officers also includes the related corresponding electronic filing with the NAIC, when required, that is an exact copy (except for formatting differences due to electronic filing) of the enclosed statement. The electronic filing may be requested by various regulators in lieu of or in addition to the enclosed statement.

Jefferson Brooks Walters III Chairman and President	Christina Regina Palme-Krizak Secretary	William Joseph Hnath Chief Finance Officer
Subscribed and sworn to before me this day of	Subscribed and sworn to before me this day of	Subscribed and sworn to before me this day of

- a. Is this an original filing?..... Yes [X] No []
- b. If no,
1. State the amendment number.....
2. Date filed.....
3. Number of pages attached.....

EXHIBIT 2 - ACCIDENT AND HEALTH PREMIUMS DUE AND UNPAID

[illegible]

EXHIBIT 3 - HEALTH CARE RECEIVABLES

1 Name of Debtor	2 1 - 30 Days	3 31 - 60 Days	4 61 - 90 Days	5 Over 90 Days	6 Nonadmitted	7 Admitted
OptumRx	10,898,161	235,731	297,219	97,893	281,104	11,249,706
Medco Health Solutions, Inc				27,789	27,789	
0199998. Aggregate Pharmaceutical Rebate Receivables Not Individually Listed						
0199999. Total Pharmaceutical Rebate Receivables	10,898,161	235,731	297,219	125,682	308,893	11,249,706
0299998. Aggregate Claim Overpayment Receivables Not Individually Listed		9,157	307	432,149	441,613	
0299999. Total Claim Overpayment Receivables	0	9,157	307	432,149	441,613	0
0399998. Aggregate Loans and Advances to Providers Not Individually Listed	0	0	0	0	0	
0399999. Total Loans and Advances to Providers	0	0	0	0	0	0
0499998. Aggregate Capitation Arrangement Receivables Not Individually Listed						
0499999. Total Capitation Arrangement Receivables	0	0	0	0	0	0
0599998. Aggregate Risk Sharing Receivables Not Individually Listed						
0599999. Total Risk Sharing Receivables	0	0	0	0	0	0
0699998. Aggregate Other Receivables Not Individually Listed			1,806			
0699999. Total Other Receivables	0	0	1,806	0	0	0
.....						
.....						
.....						
.....						
.....						
.....						
.....						
0799999 Gross health care receivables	10,898,161	244,888	299,332	557,831	750,506	11,249,706

[illegible]

EXHIBIT 5 - AMOUNTS DUE FROM PARENT, SUBSIDIARIES AND AFFILIATES

[illegible]

ANNUAL STATEMENT FOR THE YEAR 2011 OF THE UnitedHealthcare of Ohio, Inc.

EXHIBIT 7 PART 1- SUMMARY OF TRANSACTIONS WITH PROVIDERS

	1	2	3	4	5	6
Payment Method	Direct Medical Expense Payment	Column 1 as a % of Total Payments	Total Members Covered	Column 3 as a % of Total Members	Column 1 Expenses Paid to Affiliated Providers	Column 1 Expenses Paid to Non-Affiliated Providers
Capitation Payments:						
1. Medical groups	0	0.0	0	0.0		
2. Intermediaries	11,408,750	1.6	88,388	100.0	11,408,750	
3. All other providers	861,712	0.1	0	0.0		861,712
4. Total capitation payments	12,270,462	1.7	88,388	100.0	11,408,750	861,712
Other Payments:						
5. Fee-for-service	67,162,343	9.1	XXX	XXX		67,162,343
6. Contractual fee payments	656,081,711	89.2	XXX	XXX	58,549,136	597,532,575
7. Bonus/withhold arrangements - fee-for-service	0	0.0	XXX	XXX		
8. Bonus/withhold arrangements - contractual fee payments	309,321	0.0	XXX	XXX		309,321
9. Non-contingent salaries	0	0.0	XXX	XXX		
10. Aggregate cost arrangements	0	0.0	XXX	XXX		
11. All other payments	0	0.0	XXX	XXX		
12. Total other payments	723,553,375	98.3	XXX	XXX	58,549,136	665,004,239
13. TOTAL (Line 4 plus Line 12)	735,823,837	100%	XXX	XXX	69,957,886	665,865,951

EXHIBIT 7 - PART 2 - SUMMARY OF TRANSACTIONS WITH INTERMEDIARIES

1	2	3	4	5	6
NAIC Code	Name of Intermediary	Capitation Paid	Average Monthly Capitation	Intermediary's Total Adjusted Capital	Intermediary's Authorized Control Level RBC
	United Behavioral Health	9,010,200	750,850		
	Spectera, Inc.	381,427	32,219		
	Dental Benefit Providers, Inc	2,017,123	168,094		
9999999 Totals		11,408,750	XXX	XXX	XXX

EXHIBIT 8 - FURNITURE, EQUIPMENT AND SUPPLIES OWNED

		1	2	3	4	5	6
Description		Cost	Improvements	Accumulated Depreciation	Book Value Less Encumbrances	Assets Not Admitted	Net Admitted Assets
1.	Administrative furniture and equipment	NONE					
2.	Medical furniture, equipment and fixtures						
3.	Pharmaceuticals and surgical supplies						
4.	Durable medical equipment						
5.	Other property and equipment						
6.	Total						



ANNUAL STATEMENT FOR THE YEAR 2011 OF THE UnitedHealthcare of Ohio, Inc.

EXHIBIT OF PREMIUMS, ENROLLMENT AND UTILIZATION (a)

REPORT FOR: 1. CORPORATION UnitedHealthcare of Ohio, Inc. 2. Westerville, OH

NAIC Group Code		BUSINESS IN THE STATE OF		DURING THE YEAR							(LOCATION)
0707		Kentucky		2011							NAIC Company Code 95186
		1	Comprehensive (Hospital & Medical)		4	5	6	7	8	9	10
			2	3							
		Total	Individual	Group	Medicare Supplement	Vision Only	Dental Only	Federal Employees Health Benefit Plan	Title XVIII Medicare	Title XIX Medicaid	Other
Total Members at end of:											
1. Prior Year		3,141	0	3,141							
2. First Quarter		4,654	0	3,059					1,595		
3. Second Quarter		5,440		3,799					1,641		
4. Third Quarter		5,604		3,897					1,707		
5. Current Year		5,557		3,791					1,766		
6. Current Year Member Months		62,522		42,640					19,882		
Total Member Ambulatory Encounters for Year:											
7. Physician		58,877		28,894					29,983		
8. Non-Physician		16,894		1,536					15,358		
9. Total		75,771	0	30,430	0	0	0	0	45,341	0	0
10. Hospital Patient Days Incurred		5,821		975					4,846		
11. Number of Inpatient Admissions		966		249					717		
12. Health Premiums Written (b)		29,179,492		14,306,631					14,872,861		
13. Life Premiums Direct		0									
14. Property/Casualty Premiums Written		0									
15. Health Premiums Earned		28,980,057		14,297,831					14,682,226		
16. Property/Casualty Premiums Earned		0									
17. Amount Paid for Provision of Health Care Services		24,609,385		11,945,009					12,664,376		
18. Amount Incurred for Provision of Health Care Services		24,717,883		12,034,681					12,683,202		

(a) For health business: number of persons insured under PPO managed care products and number of persons insured under indemnity only products .
(b) For health premiums written: amount of Medicare Title XVIII exempt from state taxes or fees \$ 14,872,861



ANNUAL STATEMENT FOR THE YEAR 2011 OF THE UnitedHealthcare of Ohio, Inc.

EXHIBIT OF PREMIUMS, ENROLLMENT AND UTILIZATION (a)

REPORT FOR: 1. CORPORATION UnitedHealthcare of Ohio, Inc. 2. Westerville, OH

NAIC Group Code		BUSINESS IN THE STATE OF		DURING THE YEAR							(LOCATION)
0707		Ohio		2011							NAIC Company Code 95186
		1	Comprehensive (Hospital & Medical)		4	5	6	7	8	9	10
			2	3							
		Total	Individual	Group	Medicare Supplement	Vision Only	Dental Only	Federal Employees Health Benefit Plan	Title XVIII Medicare	Title XIX Medicaid	Other
Total Members at end of:											
1.	Prior Year	82,068	51	3,546				0	78,471		
2.	First Quarter	82,471	78	3,400					78,993		
3.	Second Quarter	83,284	72	3,375					79,837		
4.	Third Quarter	82,075	67	1,113					80,895		
5.	Current Year	82,831	62	1,005					81,764		
6.	Current Year Member Months	988,698	836	26,786					961,076		
Total Member Ambulatory Encounters for Year:											
7.	Physician	1,684,557	1,344	26,572					1,656,641		
8.	Non-Physician	850,082	72	1,413					848,597		
9.	Total	2,534,639	1,416	27,985	0	0	0	0	2,505,238	0	0
10.	Hospital Patient Days Incurred	238,175	49	656					237,470		
11.	Number of Inpatient Admissions	35,322	12	201					35,109		
12.	Health Premiums Written (b)	839,535,062	952,791	12,615,990					825,966,281		
13.	Life Premiums Direct	0									
14.	Property/Casualty Premiums Written	0									
15.	Health Premiums Earned	838,664,742	952,791	12,617,185					825,094,766		
16.	Property/Casualty Premiums Earned	0									
17.	Amount Paid for Provision of Health Care Services	711,214,452	468,079	10,984,955				9,511	699,751,907		
18.	Amount Incurred for Provision of Health Care Services	712,224,136	501,900	11,067,420				(137,267)	700,792,083		

(a) For health business: number of persons insured under PPO managed care products and number of persons insured under indemnity only products
(b) For health premiums written: amount of Medicare Title XVIII exempt from state taxes or fees \$825,966,281



ANNUAL STATEMENT FOR THE YEAR 2011 OF THE UnitedHealthcare of Ohio, Inc.

EXHIBIT OF PREMIUMS, ENROLLMENT AND UTILIZATION (a)

REPORT FOR: 1. CORPORATION

UnitedHealthcare of Ohio, Inc.

2. Westerville, OH

NAIC Group Code		BUSINESS IN THE STATE OF		Grand Total		DURING THE YEAR		2011		(LOCATION)	
0707										NAIC Company Code	
		1	Comprehensive (Hospital & Medical)		4	5	6	7	8	9	10
		Total	Individual	Group	Medicare Supplement	Vision Only	Dental Only	Federal Employees Health Benefit Plan	Title XVIII Medicare	Title XIX Medicaid	Other
Total Members at end of:											
1. Prior Year		85,209	51	6,687	0	0	0	0	78,471	0	0
2. First Quarter		87,125	78	6,459	0	0	0	0	80,588	0	0
3. Second Quarter		88,724	72	7,174	0	0	0	0	81,478	0	0
4. Third Quarter		87,679	67	5,010	0	0	0	0	82,602	0	0
5. Current Year		88,388	62	4,796	0	0	0	0	83,530	0	0
6. Current Year Member Months		1,051,220	836	69,426	0	0	0	0	980,958	0	0
Total Member Ambulatory Encounters for Year:											
7. Physician		1,743,434	1,344	55,466	0	0	0	0	1,686,624	0	0
8. Non-Physician		866,976	72	2,949	0	0	0	0	863,955	0	0
9. Total		2,610,410	1,416	58,415	0	0	0	0	2,550,579	0	0
10. Hospital Patient Days Incurred		243,996	49	1,631	0	0	0	0	242,316	0	0
11. Number of Inpatient Admissions		36,288	12	450	0	0	0	0	35,826	0	0
12. Health Premiums Written (b)		868,714,554	952,791	26,922,621	0	0	0	0	840,839,142	0	0
13. Life Premiums Direct		0	0	0	0	0	0	0	0	0	0
14. Property/Casualty Premiums Written		0	0	0	0	0	0	0	0	0	0
15. Health Premiums Earned		867,644,799	952,791	26,915,016	0	0	0	0	839,776,992	0	0
16. Property/Casualty Premiums Earned		0	0	0	0	0	0	0	0	0	0
17. Amount Paid for Provision of Health Care Services		735,823,837	468,079	22,929,964	0	0	0	9,511	712,416,283	0	0
18. Amount Incurred for Provision of Health Care Services		736,942,019	501,900	23,102,101	0	0	0	(137,267)	713,475,285	0	0

(a) For health business: number of persons insured under PPO managed care products 0 and number of persons insured under indemnity only products 0 .

(b) For health premiums written: amount of Medicare Title XVIII exempt from state taxes or fees \$ 840,839,142

Schedule S - Part 1 - Section 2
N O N E

Schedule S - Part 2
N O N E

SCHEDULE S - PART 3 - SECTION 2

Reinsurance Ceded Accident and Health Insurance Listed by Reinsuring Company as of December 31, Current Year

1 NAIC Company Code	2 Federal ID Number	3 Effective Date	4 Name of Company	5 Domiciliary Jurisdiction	6 Type	7 Premiums	8 Unearned Premiums (Estimated)	9 Reserve Credit Taken Other than for Unearned Premiums	Outstanding Surplus Relief		12 Modified Coinsurance Reserve	13 Funds Withheld Under Coinsurance
									10	11		
									Current Year	Prior Year		
79413	36-2739571	01/01/2005	UnitedHealthcare Insurance Company	CT	OTH/G	870,481						
0199999	General Account - Authorized U.S. Affiliates					870,481	0	0	0	0	0	0
0399999	Total General Account - Authorized Affiliates					870,481	0	0	0	0	0	0
0699999	Total General Account - Authorized Non-Affiliates					0	0	0	0	0	0	0
0799999	Total General Account Authorized					870,481	0	0	0	0	0	0
1099999	Total General Account - Unauthorized Affiliates					0	0	0	0	0	0	0
1399999	Total General Account - Unauthorized Non-Affiliates					0	0	0	0	0	0	0
1499999	Total General Account Unauthorized					0	0	0	0	0	0	0
1599999	Total General Account Authorized and Unauthorized					870,481	0	0	0	0	0	0
1899999	Total Separate Accounts - Authorized Affiliates					0	0	0	0	0	0	0
2199999	Total Separate Accounts - Authorized Non-Affiliates					0	0	0	0	0	0	0
2299999	Total Separate Accounts Authorized					0	0	0	0	0	0	0
2599999	Total Separate Accounts - Unauthorized Affiliates					0	0	0	0	0	0	0
2899999	Total Separate Accounts - Unauthorized Non-Affiliates					0	0	0	0	0	0	0
2999999	Total Separate Accounts Unauthorized					0	0	0	0	0	0	0
3099999	Total Separate Accounts Authorized and Unauthorized					0	0	0	0	0	0	0
3199999	Total U.S. (Sum of 0199999, 0499999, 0899999, 1199999, 1699999, 1999999, 2399999 and 2699999)					870,481	0	0	0	0	0	0
3299999	Total Non-U.S. (Sum of 0299999, 0599999, 0999999, 1299999, 1799999, 2099999, 2499999 and 2799999)					0	0	0	0	0	0	0
3399999	Totals					870,481	0	0	0	0	0	0

Schedule S - Part 4
N O N E

Schedule S - Part 4 - Bank Footnote
N O N E

SCHEDULE S - PART 5

Five Year Exhibit of Reinsurance Ceded Business (000 Omitted)

	1 2011	2 2010	3 2009	4 2008	5 2007
A. OPERATIONS ITEMS					
1. Premiums	28	22	66	133	205
2. Title XVIII - Medicare	843	806	684	608	571
3. Title XIX - Medicaid	0	0	0	0	0
4. Commissions and reinsurance expense allowance					
5. Total hospital and medical expenses					
B. BALANCE SHEET ITEMS					
6. Premiums receivable					
7. Claims payable	0	0	62	56	0
8. Reinsurance recoverable on paid losses	0	0	0	0	0
9. Experience rating refunds due or unpaid					
10. Commissions and reinsurance expense allowances unpaid					
11. Unauthorized reinsurance offset					
C. UNAUTHORIZED REINSURANCE (DEPOSITS BY AND FUNDS WITHHELD FROM)					
12. Funds deposited by and withheld from (F)	0	0	0	0	0
13. Letters of credit (L)	0	0	0	0	0
14. Trust agreements (T)	0	0	0	0	0
15. Other (O)	0	0	0	0	0

SCHEDULE S - PART 6

Restatement of Balance Sheet to Identify Net Credit For Ceded Reinsurance

	1 As Reported (net of ceded)	2 Restatement Adjustments	3 Restated (gross of ceded)
ASSETS (Page 2, Col. 3)			
1. Cash and invested assets (Line 12)	187,299,836		187,299,836
2. Accident and health premiums due and unpaid (Line 15)	12,111,951		12,111,951
3. Amounts recoverable from reinsurers (Line 16.1)	0		0
4. Net credit for ceded reinsurance	xxx	(75,788)	(75,788)
5. All other admitted assets (Balance)	26,456,961		26,456,961
6. Total assets (Line 28)	225,868,748	(75,788)	225,792,960
LIABILITIES, CAPITAL AND SURPLUS (Page 3)			
7. Claims unpaid (Line 1)	108,548,238		108,548,238
8. Accrued medical incentive pool and bonus payments (Line 2)	161,680		161,680
9. Premiums received in advance (Line 8)	371,031		371,031
10. Funds held under reinsurance treaties with authorized and unauthorized reinsurers (Line 19)	0		0
11. Reinsurance in unauthorized companies (Line 20)	0		0
12. All other liabilities (Balance)	16,876,015	(75,788)	16,800,227
13. Total liabilities (Line 24)	125,956,964	(75,788)	125,881,176
14. Total capital and surplus (Line 33)	99,911,784	xxx	99,911,784
15. Total liabilities, capital and surplus (Line 34)	225,868,748	(75,788)	225,792,960
NET CREDIT FOR CEDED REINSURANCE			
16. Claims unpaid	0		
17. Accrued medical incentive pool	0		
18. Premiums received in advance	0		
19. Reinsurance recoverable on paid losses	0		
20. Other ceded reinsurance recoverables	0		
21. Total ceded reinsurance recoverables	0		
22. Premiums receivable	0		
23. Funds held under reinsurance treaties with authorized and unauthorized reinsurers	0		
24. Unauthorized reinsurance	0		
25. Other ceded reinsurance payables/offsets	75,788		
26. Total ceded reinsurance payables/offsets	75,788		
27. Total net credit for ceded reinsurance	(75,788)		

SCHEDULE T - PART 2
INTERSTATE COMPACT - EXHIBIT OF PREMIUMS WRITTEN

Allocated by States and Territories

		Direct Business Only					
		1	2	3	4	5	6
States, Etc.		Life (Group and Individual)	Annuities (Group and Individual)	Disability Income (Group and Individual)	Long-Term Care (Group and Individual)	Deposit-Type Contracts	Totals
1.	Alabama	AL					
2.	Alaska	AK					
3.	Arizona	AZ					
4.	Arkansas	AR					
5.	California	CA					
6.	Colorado	CO					
7.	Connecticut	CT					
8.	Delaware	DE					
9.	District of Columbia	DC					
10.	Florida	FL					
11.	Georgia	GA					
12.	Hawaii	HI					
13.	Idaho	ID					
14.	Illinois	IL					
15.	Indiana	IN					
16.	Iowa	IA					
17.	Kansas	KS					
18.	Kentucky	KY					
19.	Louisiana	LA					
20.	Maine	ME					
21.	Maryland	MD					
22.	Massachusetts	MA					
23.	Michigan	MI					
24.	Minnesota	MN					
25.	Mississippi	MS					
26.	Missouri	MO					
27.	Montana	MT					
28.	Nebraska	NE					
29.	Nevada	NV					
30.	New Hampshire	NH					
31.	New Jersey	NJ					
32.	New Mexico	NM					
33.	New York	NY					
34.	North Carolina	NC					
35.	North Dakota	ND					
36.	Ohio	OH					
37.	Oklahoma	OK					
38.	Oregon	OR					
39.	Pennsylvania	PA					
40.	Rhode Island	RI					
41.	South Carolina	SC					
42.	South Dakota	SD					
43.	Tennessee	TN					
44.	Texas	TX					
45.	Utah	UT					
46.	Vermont	VT					
47.	Virginia	VA					
48.	Washington	WA					
49.	West Virginia	WV					
50.	Wisconsin	WI					
51.	Wyoming	WY					
52.	American Samoa	AS					
53.	Guam	GU					
54.	Puerto Rico	PR					
55.	U.S. Virgin Islands	VI					
56.	Northern Mariana Islands	MP					
57.	Canada	CN					
58.	Aggregate Other Alien	OT					
59.	Total						

NONE

SCHEDULE Y
PART 1A - DETAIL OF INSURANCE HOLDING COMPANY SYSTEM

1	2	3	4	5	6	7	8	9	10	11	12	13	14	15
Group Code	Group Name	NAIC Company Code	Federal ID Number	Federal RSSD	CIK	Name of Securities Exchange if Publicly Traded (U.S. or International)	Names of Parent, Subsidiaries Or Affiliates	Domiciliary Location	Relationship to Reporting Entity	Directly Controlled by (Name of Entity/Person)	Type of Control (Ownership, Board, Management, Attorney-in-Fact, Influence, Other)	If Control is Ownership Provide Percentage	Ultimate Controlling Entity(ies)/Person(s)	*
.0707	UnitedHealth Group Incorporated	.00000	41-1913523				ACN Group IPA of New York, Inc.	NY	NIA	OptumHealth Care Solutions, Inc.	Ownership.....	100.000	UnitedHealth Group Incorporated	
		.00000	27-0015861				ACN Group of California, Inc.	CA	JA	OptumHealth Care Solutions, Inc.	Ownership.....	100.000	UnitedHealth Group Incorporated	
		.00000	62-1451147				AIM Healthcare Services, Inc.	TN	NIA	OptumInsight, Inc.	Ownership.....	100.000	UnitedHealth Group Incorporated	
		.00000	26-0458704				A-Life Hospital Coding, LLC	DE	NIA	A-Life Medical, Inc.	Ownership.....	100.000	UnitedHealth Group Incorporated	
		.00000	33-0692392				A-Life Medical, Inc.	CA	NIA	OptumInsight, Inc.	Ownership.....	100.000	UnitedHealth Group Incorporated	
		.82406	35-1665915				All Savers Insurance Company	JN	JA	Golden Rule Financial Corporation ..	Ownership.....	100.000	UnitedHealth Group Incorporated	
							All Savers Life Insurance Company of California	CA	JA	Golden Rule Financial Corporation ..	Ownership.....	100.000	UnitedHealth Group Incorporated	
							American Medical Security Life Insurance Company	WI	JA	Golden Rule Financial Corporation ..	Ownership.....	100.000	UnitedHealth Group Incorporated	
		.00000	54-1743136				AmeriChoice Corporation	DE	NIA	UnitedHealth Group Incorporated	Ownership.....	100.000	UnitedHealth Group Incorporated	
		.00000	54-1743141				AmeriChoice Health Services, Inc.	DE	NIA	AmeriChoice Corporation	Ownership.....	100.000	UnitedHealth Group Incorporated	
		.13178	26-2481299				AmeriChoice of Connecticut, Inc.	CT	JA	AmeriChoice Corporation	Ownership.....	100.000	UnitedHealth Group Incorporated	
		.13168	26-2688274				AmeriChoice of Georgia, Inc.	GA	JA	AmeriChoice Corporation	Ownership.....	100.000	UnitedHealth Group Incorporated	
		.95497	22-3368602				AmeriChoice of New Jersey, Inc.	NJ	JA	AmeriChoice Corporation	Ownership.....	100.000	UnitedHealth Group Incorporated	
		.00000	61-1314126				Aperture Credentialing, Inc.	DE	NIA	OptumInsight, Inc.	Ownership.....	100.000	UnitedHealth Group Incorporated	
		.00000	86-0813232				Arizona Physicians IPA, Inc.	AZ	JA	UnitedHealthcare of Arizona, Inc.	Ownership.....	100.000	UnitedHealth Group Incorporated	
		.00000					ASI Global, LLC	TX	NIA	FrontierMEDEX, Inc.	Ownership.....	100.000	UnitedHealth Group Incorporated	
		.00000	77-0401090				Axolotl Corp.	DE	NIA	OptumInsight, Inc.	Ownership.....	100.000	UnitedHealth Group Incorporated	
		.00000	84-1544013				bConnected Software, Inc.	DE	NIA	Connexions, Inc.	Ownership.....	100.000	UnitedHealth Group Incorporated	
		.00000	88-0267857				Behavioral Healthcare Options, Inc.	NV	NIA	Sierra Health Services, Inc.	Ownership.....	100.000	UnitedHealth Group Incorporated	
		.00000	41-2011515				BP Inc.	DE	NIA	United HealthCare Services, Inc.	Ownership.....	100.000	UnitedHealth Group Incorporated	
.0707	UnitedHealth Group Incorporated	.00000					Canada Health Group International Limited	CA	NIA	FrontierMEDEX Canada Holdings Ltd.	Ownership.....	100.000	UnitedHealth Group Incorporated	
		.00000					CanReg (Europe) Limited	IE	NIA	CanReg Inc.	Ownership.....	100.000	UnitedHealth Group Incorporated	
		.00000					CanReg Inc.	CA	NIA	OptumInsight, Inc.	Ownership.....	100.000	UnitedHealth Group Incorporated	
		.00000	42-1464363				CareMedic Systems, Inc.	DE	NIA	OptumInsight, Inc.	Ownership.....	100.000	UnitedHealth Group Incorporated	
		.00000					ChinaGate (Hong Kong) Limited	HK	NIA	Optum, Inc.	Ownership.....	100.000	UnitedHealth Group Incorporated	
		.00000					ChinaGate Company Limited	CN	NIA	ChinaGate (Hong Kong) Limited	Ownership.....	100.000	UnitedHealth Group Incorporated	
		.00000	95-4188244				CII Financial, Inc.	CA	NIA	Sierra Health Services, Inc.	Ownership.....	100.000	UnitedHealth Group Incorporated	
		.11836	13-4247706				Citrus Health Care, Inc.	FL	JA	PHC Holdings of Florida, Inc.	Ownership.....	100.000	UnitedHealth Group Incorporated	
		.00000					Citypsych Pty Ltd.	AU	NIA	PPC Worldwide Unit Trust	Ownership.....	100.000	UnitedHealth Group Incorporated	
		.00000	27-2337616				Collaborative Care Holdings, LLC	DE	NIA	OptumHealth Holdings, LLC	Ownership.....	100.000	UnitedHealth Group Incorporated	
		.00000	27-2337487				Collaborative Care Services, Inc.	DE	NIA	Collaborative Care Holdings, LLC	Ownership.....	100.000	UnitedHealth Group Incorporated	
		.00000	27-3470466				Collaborative Care Solutions, LLC	DE	NIA	Collaborative Care Services, Inc.	Ownership.....	100.000	UnitedHealth Group Incorporated	
		.00000	11-3647007				Comfort Care Transportation, LLC	TX	NIA	WellMed Medical Management, Inc.	Ownership.....	100.000	UnitedHealth Group Incorporated	
		.00000	61-1351358				Commonwealth Administrators, LLC	KY	NIA	UMR, Inc.	Ownership.....	100.000	UnitedHealth Group Incorporated	
		.00000	20-2581574				Connexions HCI NM, LLC	NM	NIA	Connexions, Inc.	Ownership.....	100.000	UnitedHealth Group Incorporated	
		.00000	20-1825933				Connexions HCI, LLC	FL	NIA	Connexions, Inc.	Ownership.....	100.000	UnitedHealth Group Incorporated	
		.00000	59-3684411				Connexions, Inc.	FL	NIA	OptumHealth Holdings, LLC	Ownership.....	100.000	UnitedHealth Group Incorporated	
		.00000					Corporate Support Limited	UK	NIA	Personal Performance Consultants UK Limited	Ownership.....	100.000	UnitedHealth Group Incorporated	
		.00000	52-1811176				DBP Services of New York IPA, Inc.	NY	NIA	Dental Benefit Providers, Inc.	Ownership.....	100.000	UnitedHealth Group Incorporated	
		.00000	01-0518346				DCG Resource Options, LLC	ME	NIA	Specialty Benefits, LLC	Ownership.....	100.000	UnitedHealth Group Incorporated	
.0707	UnitedHealth Group Incorporated	.00000	52-1452809				Dental Benefit Providers of California, Inc.	CA	JA	Dental Benefit Providers, Inc.	Ownership.....	100.000	UnitedHealth Group Incorporated	
		.52053	36-4008355				Dental Benefit Providers of Illinois, Inc.	IL	JA	Dental Benefit Providers, Inc.	Ownership.....	100.000	UnitedHealth Group Incorporated	
		.00000	41-2014834				Dental Benefit Providers, Inc.	DE	NIA	United HealthCare Services, Inc.	Ownership.....	100.000	UnitedHealth Group Incorporated	
		.00000	30-0238641				Distance Learning Network, Inc.	DE	NIA	OptumHealth Holdings, LLC	Ownership.....	100.000	UnitedHealth Group Incorporated	

SCHEDULE Y
PART 1A - DETAIL OF INSURANCE HOLDING COMPANY SYSTEM

1	2	3	4	5	6	7	8	9	10	11	12	13	14	15
Group Code	Group Name	NAIC Company Code	Federal ID Number	Federal RSSD	CIK	Name of Securities Exchange if Publicly Traded (U.S. or International)	Names of Parent, Subsidiaries Or Affiliates	Domi-ciliary Location	Relationship to Reporting Entity	Directly Controlled by (Name of Entity/Person)	Type of Control (Ownership, Board, Management, Attorney-in-Fact, Influence, Other)	If Control is Owner-ship Provide Percen-tage	Ultimate Controlling Entity(ies)/Person(s)	*
		.00000					Duncan Printing Services, LLC	SC	NIA	UnitedHealthcare Insurance Company	Ownership	100.000	UnitedHealth Group Incorporated	
		.00000	84-1162764				Electronic Network Systems, Inc.	DE	NIA	OptumInsight, Inc.	Ownership	100.000	UnitedHealth Group Incorporated	
		.00000					ELG FZE	AE	NIA	FrontierMEDEX Limited	Ownership	100.000	UnitedHealth Group Incorporated	
		.00000	86-0964571				Evercare Collaborative Solutions, Inc.	DE	NIA	Ovations, Inc.	Ownership	100.000	UnitedHealth Group Incorporated	
		.00000	30-0226127				Evercare Hospice, Inc.	DE	NIA	Collaborative Care Holdings, LLC	Ownership	100.000	UnitedHealth Group Incorporated	
		.00000	86-0618309				Evercare of Arizona, Inc.	AZ	JA	Ovations, Inc.	Ownership	100.000	UnitedHealth Group Incorporated	
										UnitedHealthcare Insurance Company				
.0707	UnitedHealth Group Incorporated	13214	26-2697886				Evercare of New Mexico, Inc.	NM	JA		Ownership	100.000	UnitedHealth Group Incorporated	
.0707	UnitedHealth Group Incorporated	11141	91-2008361				Evercare of Texas, L.L.C.	TX	JA	Ovations, Inc.	Ownership	100.000	UnitedHealth Group Incorporated	
		.00000	11-3669765				Executive Health Resources, Inc.	PA	NIA	OptumInsight, Inc.	Ownership	100.000	UnitedHealth Group Incorporated	
		.00000					Exlogs EBT Holdings Limited	JE	NIA	FrontierMEDEX UK Limited	Ownership	100.000	UnitedHealth Group Incorporated	
		.00000					Exlogs HSE, Inc.	CA	NIA	Exlogs HSE, Inc. (Canada)	Ownership	100.000	UnitedHealth Group Incorporated	
		.00000					Exlogs HSE, Inc. (Canada)	CA	NIA	FrontierMEDEX Canada Holdings Ltd.	Ownership	100.000	UnitedHealth Group Incorporated	
		.00000					Exploration for Mine Clearance, LLC	IQ	NIA	FrontierMEDEX UK Limited	Ownership	100.000	UnitedHealth Group Incorporated	
		.00000					Exploration Logisitics Newfoundland Limited	CA	NIA	FrontierMEDEX Canada Limited	Ownership	100.000	UnitedHealth Group Incorporated	
		.00000					Exploration Logistics BC Limited	CA	NIA	FrontierMEDEX Canada Limited	Ownership	100.000	UnitedHealth Group Incorporated	
		.00000					Exploration Logistics Group Inc.	DE	NIA	FrontierMEDEX Limited	Ownership	100.000	UnitedHealth Group Incorporated	
		.00000					Exploration Logistics Inc.	DE	NIA	Exploration Logistics Group Inc.	Ownership	100.000	UnitedHealth Group Incorporated	
		.00000					Exploration Logistics Limited	UK	NIA	FrontierMEDEX Limited	Ownership	100.000	UnitedHealth Group Incorporated	
		.00000					Exploration Logistics Nova Scotia Limited	CA	NIA	FrontierMEDEX Canada Limited	Ownership	100.000	UnitedHealth Group Incorporated	
		.00000					Exploration Medical Services International (Nigeria) Limited	CA	NIA	FrontierMEDEX Canada Limited	Ownership	50.000	UnitedHealth Group Incorporated	1
		.00000	88-0223385				Family Health Care Services	NV	NIA	Sierra Health Services, Inc.	Ownership	100.000	UnitedHealth Group Incorporated	
		.00000	88-0257036				Family Home Hospice, Inc.	NV	NIA	Sierra Health Services, Inc.	Ownership	100.000	UnitedHealth Group Incorporated	
		.00000					FMG Holdings, LLC	DE	NIA	UnitedHealth Group Incorporated	Ownership	100.000	UnitedHealth Group Incorporated	
		.00000					Focus EAP Ltd.	UK	NIA	Personal Performance Consultants UK Limited	Ownership	100.000	UnitedHealth Group Incorporated	
		.00000	22-3314813				FOHP, Inc.	NJ	NIA	Oxford Health Plans LLC	Ownership	100.000	UnitedHealth Group Incorporated	
		.00000								Canada Health Group International Limited	Ownership	100.000	UnitedHealth Group Incorporated	
		.00000	86-0908902				FrontierMEDEX Canada Limited	CA	NIA	Limited	Ownership	100.000	UnitedHealth Group Incorporated	
		.00000	06-1529471				FOR HEALTH OF ARIZONA, INC.	AZ	NIA	For Health, Inc.	Ownership	100.000	UnitedHealth Group Incorporated	
		.00000	33-0766617				For Health of Rhode Island, Inc.	RI	NIA	For Health, Inc.	Ownership	100.000	UnitedHealth Group Incorporated	
		.00000					For Health, Inc.	DE	NIA	Inspiris, Inc.	Ownership	100.000	UnitedHealth Group Incorporated	
		.00000					Frontier Manpower Services LLC	DE	NIA	Exploration Logistics Group Inc.	Ownership	100.000	UnitedHealth Group Incorporated	
		.00000					Frontier Medical Services Limited	UK	NIA	FrontierMEDEX UK Limited	Ownership	100.000	UnitedHealth Group Incorporated	
		.00000					FrontierMEDEX Canada Holdings Ltd.	CA	NIA	FrontierMEDEX Limited	Ownership	100.000	UnitedHealth Group Incorporated	
		.00000					FrontierMEDEX Group Limited	UK	NIA	FMG Holdings, LLC	Ownership	100.000	UnitedHealth Group Incorporated	
		.00000					FrontierMEDEX Limited	UK	NIA	FrontierMEDEX UK Limited	Ownership	100.000	UnitedHealth Group Incorporated	
		.00000					FrontierMEDEX UK Limited	UK	NIA	Frontier MEDEX Group Limited	Ownership	100.000	UnitedHealth Group Incorporated	
		.00000					FrontierMEDEX US, Inc.	DE	NIA	Frontier MEDEX Group Limited	Ownership	100.000	UnitedHealth Group Incorporated	
		.00000					FrontierMEDEX, Inc.	MN	NIA	FrontierMEDEX US, Inc.	Ownership	100.000	UnitedHealth Group Incorporated	
		.00000	04-3748582				Geriatric of Massachusetts, Inc.	TN	NIA	Inspiris, Inc.	Ownership	100.000	UnitedHealth Group Incorporated	
		.00000	38-3453815				Geriatric of Michigan Senior Care Management, Inc.	MI	NIA	Inspiris, Inc.	Ownership	100.000	UnitedHealth Group Incorporated	
		.00000	73-1541170				Geriatric of Oklahoma Senior Care Management, Inc.	OK	NIA	Inspiris, Inc.	Ownership	100.000	UnitedHealth Group Incorporated	
		.00000	37-0855360				Golden Rule Financial Corporation	DE	NIA	UnitedHealth Group Incorporated	Ownership	100.000	UnitedHealth Group Incorporated	

SCHEDULE Y
PART 1A - DETAIL OF INSURANCE HOLDING COMPANY SYSTEM

1	2	3	4	5	6	7	8	9	10	11	12	13	14	15
Group Code	Group Name	NAIC Company Code	Federal ID Number	Federal RSSD	CIK	Name of Securities Exchange if Publicly Traded (U.S. or International)	Names of Parent, Subsidiaries Or Affiliates	Domiciliary Location	Relationship to Reporting Entity	Directly Controlled by (Name of Entity/Person)	Type of Control (Ownership, Board, Management, Attorney-in-Fact, Influence, Other)	If Control is Ownership Provide Percentage	Ultimate Controlling Entity(ies)/Person(s)	*
..0707	UnitedHealth Group Incorporated	..62286	37-6028756	3057283			Golden Rule Insurance Company	..IN	..JA	Golden Rule Financial Corporation	Ownership	..100.000	UnitedHealth Group Incorporated	
		..00000	98-0213198				H & W Indemnity, Ltd.	..KY	..NIA	UnitedHealth Group Incorporated	Ownership	..100.000	UnitedHealth Group Incorporated	
							Health Net Insurance of New York, Inc.							
..0707	UnitedHealth Group Incorporated	..43893	13-3584296					..NY	..JA	Oxford Health Plans LLC	Ownership	..100.000	UnitedHealth Group Incorporated	
..0707	UnitedHealth Group Incorporated	..95968	06-1084283				Health Net of Connecticut, Inc.	..CT	..JA	Oxford Health Plans LLC	Ownership	..100.000	UnitedHealth Group Incorporated	
..0707	UnitedHealth Group Incorporated	..95351	22-3241303				Health Net of New Jersey, Inc.	..NJ	..JA	FOHP, Inc.	Ownership	..100.000	UnitedHealth Group Incorporated	
..0707	UnitedHealth Group Incorporated	..95305	06-1174953				Health Net of New York, Inc.	..NY	..JA	Oxford Health Plans LLC	Ownership	..100.000	UnitedHealth Group Incorporated	
		..00000	98-0153069				Health Net Services (Bermuda) Ltd.	..BM	..NIA	Oxford Health Plans LLC	Ownership	..100.000	UnitedHealth Group Incorporated	
..0707	UnitedHealth Group Incorporated	..96342	88-0201035				Health Plan of Nevada, Inc.	..NV	..JA	Sierra Health Services, Inc.	Ownership	..100.000	UnitedHealth Group Incorporated	
							Health Technology Analysts Pty Limited	..AU	..NIA	OptumInsight, Inc.	Ownership	..100.000	UnitedHealth Group Incorporated	
		..00000	95-4763349				HealthAllies, Inc.	..DE	..NIA	OptumHealth Holdings, LLC	Ownership	..100.000	UnitedHealth Group Incorporated	
		..00000	20-8910978				Hospice Inspiris Holdings, Inc.	..TN	..NIA	Inspiris, Inc.	Ownership	..100.000	UnitedHealth Group Incorporated	
		..00000	26-2871918				Hospice INSPIRIS of Ohio, Inc.	..TN	..NIA	Hospice Inspiris Holdings, Inc.	Ownership	..100.000	UnitedHealth Group Incorporated	
							Hospice Inspiris of Pennsylvania, Inc.							
		..00000	20-8911466					..TN	..NIA	Hospice Inspiris Holdings, Inc.	Ownership	..100.000	UnitedHealth Group Incorporated	
		..00000	20-8911303				Hospice Inspiris of Texas, Inc.	..TN	..NIA	Hospice Inspiris Holdings, Inc.	Ownership	..100.000	UnitedHealth Group Incorporated	
		..00000	82-0586676				Hospice Inspiris, LLC	..TN	..NIA	FOR HEATLH OF ARIZONA, INC.	Ownership	..100.000	UnitedHealth Group Incorporated	
		..00000	36-4331825				Hygeia Corporation	..DE	..NIA	UnitedHealth International, Inc.	Ownership	..100.000	UnitedHealth Group Incorporated	
		..00000					Hygeia Corporation (Ontario)	..CA	..NIA	Hygeia Corporation	Ownership	..100.000	UnitedHealth Group Incorporated	
							Independent Physician Management Services, Inc.							
		..00000	27-4603968					..DE	..NIA	Collaborative Care Holdings, LLC	Ownership	..100.000	UnitedHealth Group Incorporated	
		..00000	86-0477097				Information Network Corporation	..AZ	..NIA	AmeriChoice Corporation	Ownership	..100.000	UnitedHealth Group Incorporated	
		..00000					Ingenix Innovus (Deutschland) GmbH	..DE	..NIA	Ingenix Innovus (Netherlands) B.V.	Ownership	..100.000	UnitedHealth Group Incorporated	
		..00000					Ingenix Innovus (Netherlands) B.V.	..NL	..NIA	Optum, Inc.	Ownership	..100.000	UnitedHealth Group Incorporated	
		..00000					Ingenix Innovus (Singapore) Pte Ltd	..SG	..NIA	OptumInsight, Inc.	Ownership	..100.000	UnitedHealth Group Incorporated	
							Ingenix Pharmaceutical Services (Sweden) AB							
		..00000						..SE	..NIA	Ingenix Innovus (Netherlands) B.V.	Ownership	..100.000	UnitedHealth Group Incorporated	
							Ingenix Public Sector Solutions, Inc.							
		..00000	20-4581265					..DE	..NIA	OptumInsight, Inc.	Ownership	..100.000	UnitedHealth Group Incorporated	
		..00000					Ingenix UK Holdings Limited	..UK	..NIA	Optum, Inc.	Ownership	..100.000	UnitedHealth Group Incorporated	
		..00000	62-1641102				Ingram & Associates, LLC	..TN	..NIA	AIM Healthcare Services, Inc.	Ownership	..100.000	UnitedHealth Group Incorporated	
		..00000					Innovative Cost Solutions, LLC	..IL	..NIA	OptumInsight, Inc.	Ownership	..100.000	UnitedHealth Group Incorporated	
		..00000					Innovus Italy S.r.l.	..IT	..NIA	Ingenix Innovus (Netherlands) B.V.	Ownership	..100.000	UnitedHealth Group Incorporated	
							INSPIRIS Aging in Place Services, Inc.							
		..00000	26-3765645					..TN	..NIA	Inspiris, Inc.	Ownership	..100.000	UnitedHealth Group Incorporated	
		..00000	27-2284945				Inspiris of Alabama, Inc.	..TN	..NIA	Inspiris, Inc.	Ownership	..100.000	UnitedHealth Group Incorporated	
		..00000	27-2831067				Inspiris of Maryland, Inc.	..TN	..NIA	Inspiris, Inc.	Ownership	..100.000	UnitedHealth Group Incorporated	
		..00000	27-1561939				Inspiris of Michigan, Inc.	..TN	..NIA	Inspiris, Inc.	Ownership	..100.000	UnitedHealth Group Incorporated	
		..00000	13-4138668				INSPIRIS of New York IPA, Inc.	..NY	..NIA	Inspiris, Inc.	Ownership	..100.000	UnitedHealth Group Incorporated	
							INSPIRIS of New York Management, Inc.							
		..00000	13-4138665					..NY	..NIA	Inspiris, Inc.	Ownership	..100.000	UnitedHealth Group Incorporated	
		..00000	26-2740168				INSPIRIS of Ohio, Inc.	..TN	..NIA	Inspiris, Inc.	Ownership	..100.000	UnitedHealth Group Incorporated	
		..00000	20-8911466				Inspiris of Pennsylvania, Inc.	..TN	..NIA	Inspiris, Inc.	Ownership	..100.000	UnitedHealth Group Incorporated	
		..00000	20-5355196				Inspiris of Tennessee, Inc.	..TN	..NIA	Inspiris, Inc.	Ownership	..100.000	UnitedHealth Group Incorporated	
		..00000	26-2885572				INSPIRIS of Texas Physician Group	..TX	..NIA	Inspiris of Texas, Inc.	Ownership	..100.000	UnitedHealth Group Incorporated	
		..00000	20-8911372				Inspiris of Texas, Inc.	..TN	..NIA	Inspiris, Inc.	Ownership	..100.000	UnitedHealth Group Incorporated	
		..00000	26-0683057				Inspiris Services Company	..TN	..NIA	Inspiris, Inc.	Ownership	..100.000	UnitedHealth Group Incorporated	
		..00000	33-0766366				Inspiris, Inc.	..DE	..NIA	Collaborative Care Holdings, LLC	Ownership	..100.000	UnitedHealth Group Incorporated	
		..00000	04-3574101				Integris Inc.	..DE	..NIA	OptumInsight, Inc.	Ownership	..100.000	UnitedHealth Group Incorporated	

SCHEDULE Y
PART 1A - DETAIL OF INSURANCE HOLDING COMPANY SYSTEM

1	2	3	4	5	6	7	8	9	10	11	12	13	14	15
Group Code	Group Name	NAIC Company Code	Federal ID Number	Federal RSSD	CIK	Name of Securities Exchange if Publicly Traded (U.S. or International)	Names of Parent, Subsidiaries Or Affiliates	Domiciliary Location	Relationship to Reporting Entity	Directly Controlled by (Name of Entity/Person)	Type of Control (Ownership, Board, Management, Attorney-in-Fact, Influence, Other)	If Control is Ownership Provide Percentage	Ultimate Controlling Entity(ies)/Person(s)	*
		.00000					International Psychological Services Pty Limited	AU	NIA	PPC Worldwide Holdings Pty. Ltd.	Ownership	100.000	UnitedHealth Group Incorporated	
		.00000	45-3143218				Lifeprint East, Inc.	DE	NIA	Collaborative Care Holdings, LLC	Ownership	100.000	UnitedHealth Group Incorporated	
		.00000	27-2309024				Lifeprint Health, Inc.	DE	NIA	Collaborative Care Holdings, LLC	Ownership	100.000	UnitedHealth Group Incorporated	
		.00000	05-0471309				LighthouseMD, Inc.	RI	NIA	OptumInsight, Inc.	Ownership	100.000	UnitedHealth Group Incorporated	
		.00000	39-1974851				Logistics Health, Inc.	WI	NIA	OptumHealth Holdings, LLC	Ownership	100.000	UnitedHealth Group Incorporated	
		.00000	91-1263758				Lynx Medical Systems, Inc.	WA	NIA	Picis, Inc.	Ownership	100.000	UnitedHealth Group Incorporated	
		.00000	59-3127435				Magnetix Corporation	FL	NIA	Connexions, Inc.	Ownership	100.000	UnitedHealth Group Incorporated	
		.00000					MAMSI Insurance Resources, LLC	MD	NIA	OneNet PPO, LLC	Ownership	100.000	UnitedHealth Group Incorporated	
							MAMSI Life and Health Insurance Company	MD	JA	Mid Atlantic Medical Services, LLC	Ownership	100.000	UnitedHealth Group Incorporated	
0707	UnitedHealth Group Incorporated	.60321	52-1803283				Managed Physical Network, Inc.	NY	NIA	OptumHealth Care Solutions, Inc.	Ownership	100.000	UnitedHealth Group Incorporated	
		.00000	14-1782475				MD-Individual Practice Association, Inc.	MD	JA	Mid Atlantic Medical Services, LLC	Ownership	100.000	UnitedHealth Group Incorporated	
0707	UnitedHealth Group Incorporated	.96310	52-1169135				Medekit.com Limited	UK	NIA	FrontierMEDEX Limited	Ownership	100.000	UnitedHealth Group Incorporated	
		.00000					MEDEX Insurance Services, Inc.	MD	NIA	FrontierMEDEX, Inc.	Ownership	100.000	UnitedHealth Group Incorporated	
							Medical Preparatory School of Allied Health, LLC	TX	NIA	WellMed Medical Management, Inc.	Ownership	100.000	UnitedHealth Group Incorporated	
		.00000	26-4808018				Mid Atlantic Medical Services, LLC	DE	NIA	UnitedHealth Group Incorporated	Ownership	100.000	UnitedHealth Group Incorporated	
			20-0331371				Midwest Security Life Insurance Company	WI	JA	UnitedHealthcare, Inc.	Ownership	100.000	UnitedHealth Group Incorporated	
0707	UnitedHealth Group Incorporated	.79480	35-1279304							Southwest Medical Associates, Inc.				
		.00000	86-0693199				Mohave Valley Hospital, Inc.	AZ	NIA		Ownership	100.000	UnitedHealth Group Incorporated	
0707	UnitedHealth Group Incorporated	.95251	76-0196559				National Pacific Dental, Inc.	TX	JA	Dental Benefit Providers, Inc.	Ownership	100.000	UnitedHealth Group Incorporated	
							Neighborhood Health Partnership, Inc.	FL	JA	UnitedHealthcare, Inc.	Ownership	100.000	UnitedHealth Group Incorporated	
0707	UnitedHealth Group Incorporated	.95123	65-0996107				Netwerkes, LLC	TN	NIA	AIM Healthcare Services, Inc.	Ownership	100.000	UnitedHealth Group Incorporated	
		.00000	20-4755277				Nevada Pacific Dental	NV	JA	Dental Benefit Providers, Inc.	Ownership	100.000	UnitedHealth Group Incorporated	
0707	UnitedHealth Group Incorporated	.95758	88-0228572				Northern Nevada Health Network, Inc.	NV	NIA	Sierra Health Services, Inc.	Ownership	100.000	UnitedHealth Group Incorporated	
			88-0245121							UnitedHealthcare Insurance Company				
		.00000					OneNet PPO, LLC	MD	NIA		Ownership	100.000	UnitedHealth Group Incorporated	
										Mid Atlantic Medical Services, LLC				
0707	UnitedHealth Group Incorporated	.96940	52-1518174				Optimum Choice, Inc.	MD	JA		Ownership	100.000	UnitedHealth Group Incorporated	
		.00000	45-3142512				Optum Clinical Services, Inc.	DE	NIA	Collaborative Care Holdings, LLC	Ownership	100.000	UnitedHealth Group Incorporated	
		.00000					Optum Sa de Servi os (Brasil) Ltda	BR	NIA	Ingenix Innovos (Netherlands) B.V.	Ownership	99.000	UnitedHealth Group Incorporated	
		.00000					Optum Sa de Servi os (Brasil) Ltda	BR	NIA	OptumInsight, Inc.	Ownership	1.000	UnitedHealth Group Incorporated	
		.00000	30-0580620	3119994			Optum, Inc.	DE	NIA	United HealthCare Services, Inc.	Ownership	100.000	UnitedHealth Group Incorporated	
										OptumHealth Financial Services, Inc.				
		.00000	47-0858534	3202702			OptumHealth Bank, Inc.	UT	NIA		Ownership	100.000	UnitedHealth Group Incorporated	
										OptumHealth Financial Services, Inc.				
		.00000	27-0508164				OptumHealth Capital, Inc.	DE	NIA		Ownership	100.000	UnitedHealth Group Incorporated	
		.00000	41-1591944				OptumHealth Care Solutions, Inc.	MN	NIA	OptumHealth Holdings, LLC	Ownership	100.000	UnitedHealth Group Incorporated	
		.00000	47-0858530				OptumHealth Financial Services, Inc.	DE	NIA	OptumHealth Holdings, LLC	Ownership	100.000	UnitedHealth Group Incorporated	
		.00000					OptumHealth Holdings, LLC	DE	NIA	Optum, Inc.	Ownership	100.000	UnitedHealth Group Incorporated	
		.00000					OptumHealth International B.V.	NL	NIA	Optum, Inc.	Ownership	100.000	UnitedHealth Group Incorporated	
		.00000					OptumInsight Holdings, LLC	DE	NIA	Optum, Inc.	Ownership	100.000	UnitedHealth Group Incorporated	
		.00000	41-1858498				OptumInsight, Inc.	DE	NIA	OptumInsight Holdings, LLC	Ownership	100.000	UnitedHealth Group Incorporated	
		.00000					OptumRx Holdings, LLC	DE	NIA	Optum, Inc.	Ownership	100.000	UnitedHealth Group Incorporated	
		.00000	33-0441200				OptumRx, Inc.	CA	NIA	OptumRx Holdings, LLC	Ownership	100.000	UnitedHealth Group Incorporated	
		.00000	41-1921007				Ovations, Inc.	DE	NIA	United HealthCare Services, Inc.	Ownership	100.000	UnitedHealth Group Incorporated	
		.00000	06-1587795				Oxford Benefit Management, Inc.	CT	NIA	Oxford Health Plans LLC	Ownership	100.000	UnitedHealth Group Incorporated	

SCHEDULE Y
PART 1A - DETAIL OF INSURANCE HOLDING COMPANY SYSTEM

1	2	3	4	5	6	7	8	9	10	11	12	13	14	15
Group Code	Group Name	NAIC Company Code	Federal ID Number	Federal RSSD	CIK	Name of Securities Exchange if Publicly Traded (U.S. or International)	Names of Parent, Subsidiaries Or Affiliates	Domiciliary Location	Relationship to Reporting Entity	Directly Controlled by (Name of Entity/Person)	Type of Control (Ownership, Board, Management, Attorney-in-Fact, Influence, Other)	If Control is Ownership Provide Percentage	Ultimate Controlling Entity(ies)/Person(s)	*
..0707	UnitedHealth Group Incorporated	..78026	22-2797560				Oxford Health Insurance, Inc.	..NY	..JA	Oxford Health Plans (NY), Inc.	Ownership	..100.000	UnitedHealth Group Incorporated	
..0707	UnitedHealth Group Incorporated	..96798	06-1181201				Oxford Health Plans (CT), Inc.	..CT	..JA	Oxford Health Plans LLC	Ownership	..100.000	UnitedHealth Group Incorporated	
..0707	UnitedHealth Group Incorporated	..95506	22-2745725				Oxford Health Plans (NJ), Inc.	..NJ	..JA	Oxford Health Plans LLC	Ownership	..100.000	UnitedHealth Group Incorporated	
..0707	UnitedHealth Group Incorporated	..95479	06-1181200				Oxford Health Plans (NY), Inc.	..NY	..JA	Oxford Health Plans LLC	Ownership	..100.000	UnitedHealth Group Incorporated	
		..00000	52-2443751				Oxford Health Plans LLC	..DE	..NIA	UnitedHealth Group Incorporated	Ownership	..100.000	UnitedHealth Group Incorporated	
		..00000					PacifiCare Health Plan							
		..00000	35-1508167				Administrators, Inc.	..IN	..NIA	PacifiCare Health Systems, LLC	Ownership	..100.000	UnitedHealth Group Incorporated	
		..00000	20-3375956				PacifiCare Health Systems, LLC	..DE	..NIA	UnitedHealth Group Incorporated	Ownership	..100.000	UnitedHealth Group Incorporated	
							PacifiCare Life and Health Insurance Company			PacifiCare Health Plan				
..0707	UnitedHealth Group Incorporated	..70785	35-1137395				Administrators, Inc.	..IN	..JA	Administrators, Inc.	Ownership	..99.000	UnitedHealth Group Incorporated	
							PacifiCare Life and Health Insurance Company							
..0707	UnitedHealth Group Incorporated	..70785	35-1137395				Company	..IN	..JA	PacifiCare Health Systems, LLC	Ownership	..1.000	UnitedHealth Group Incorporated	
										PacifiCare Health Plan				
..0707	UnitedHealth Group Incorporated	..84506	95-2829463				PacifiCare Life Assurance Company	..CO	..JA	Administrators, Inc.	Ownership	..100.000	UnitedHealth Group Incorporated	
										PacifiCare Health Plan				
..0707	UnitedHealth Group Incorporated	..95617	94-3267522				PacifiCare of Arizona, Inc.	..AZ	..JA	Administrators, Inc.	Ownership	..100.000	UnitedHealth Group Incorporated	
										PacifiCare Health Plan				
..0707	UnitedHealth Group Incorporated	..95434	84-1011378				PacifiCare of Colorado, Inc.	..CO	..JA	Administrators, Inc.	Ownership	..100.000	UnitedHealth Group Incorporated	
										PacifiCare Health Plan				
..0707	UnitedHealth Group Incorporated	..95685	86-0875231				PacifiCare of Nevada, Inc.	..NV	..JA	Administrators, Inc.	Ownership	..100.000	UnitedHealth Group Incorporated	
		..00000					Passport Coast-to-Coast LLC	..DE	..NIA	United HealthCare Services, Inc.	Ownership	..100.000	UnitedHealth Group Incorporated	
		..00000					Paularino Third Party Administrators, Inc.	..CA	..NIA	For Health, Inc.	Ownership	..100.000	UnitedHealth Group Incorporated	
		..00000					Personal Performance Consultants India Private Limited	..IN	..NIA	OptumHealth International B.V.	Ownership	..99.996	UnitedHealth Group Incorporated	
		..00000					Personal Performance Consultants India Private Limited	..IN	..NIA	United Behavioral Health	Ownership	..0.004	UnitedHealth Group Incorporated	
		..00000					Personal Performance Consultants UK Limited	..UK	..NIA	PPC International, L.L.C.	Ownership	..100.000	UnitedHealth Group Incorporated	
		..00000	80-0506053				PHC Holdings of Florida, Inc.	..TX	..NIA	PHC Subsidiary Holdings, LLC	Ownership	..100.000	UnitedHealth Group Incorporated	
		..00000	35-2288416				PHC Subsidiary Holdings, LLC	..TX	..NIA	United HealthCare Services, Inc.	Ownership	..100.000	UnitedHealth Group Incorporated	
..0707	UnitedHealth Group Incorporated	..13160	45-0571407				Physicians Health Choice of Arkansas, Inc.	..AR	..JA	PHC Subsidiary Holdings, LLC	Ownership	..100.000	UnitedHealth Group Incorporated	
..0707	UnitedHealth Group Incorporated	..12977	32-0191973				Physicians Health Choice of New Mexico, Inc.	..NM	..JA	PHC Subsidiary Holdings, LLC	Ownership	..100.000	UnitedHealth Group Incorporated	
..0707	UnitedHealth Group Incorporated	..11494	04-3677255				Physicians Health Choice of Texas, LLC	..TX	..JA	PHC Subsidiary Holdings, LLC	Ownership	..100.000	UnitedHealth Group Incorporated	
		..00000					Physicians Health Plan of Maryland, Inc.	..MD	..NIA	Mid Atlantic Medical Services, LLC	Ownership	..100.000	UnitedHealth Group Incorporated	
		..00000	52-1162824				Picis Research & Development, S.A.	..ES	..NIA	Ingenix Innovus (Netherlands) B.V.	Ownership	..100.000	UnitedHealth Group Incorporated	
		..00000	36-4375169	3886791			Picis, Inc.	..DE	..NIA	OptumInsight, Inc.	Ownership	..100.000	UnitedHealth Group Incorporated	
		..00000					Picis, Ltd.	..UK	..NIA	Picis, Inc.	Ownership	..100.000	UnitedHealth Group Incorporated	
		..00000					Picis, S.A.S.	..FR	..NIA	Ingenix Innovus (Netherlands) B.V.	Ownership	..100.000	UnitedHealth Group Incorporated	
		..00000					PPC (Shanghai) Management Consulting Co., Ltd	..CN	..NIA	PPC International, L.L.C.	Ownership	..100.000	UnitedHealth Group Incorporated	
		..00000	20-2149493				PPC International II, LLC	..MO	..NIA	United Behavioral Health	Ownership	..100.000	UnitedHealth Group Incorporated	
		..00000	43-1747235				PPC International, L.L.C.	..MO	..NIA	Optum, Inc.	Ownership	..100.000	UnitedHealth Group Incorporated	
		..00000					PPC Worldwide Canada EAP Services Ltd.	..CA	..NIA	PPC International, L.L.C.	Ownership	..100.000	UnitedHealth Group Incorporated	
		..00000					PPC Worldwide Holdings Pty. Ltd.	..AU	..NIA	Personal Performance Consultants UK Limited	Ownership	..100.000	UnitedHealth Group Incorporated	

SCHEDULE Y
PART 1A - DETAIL OF INSURANCE HOLDING COMPANY SYSTEM

1	2	3	4	5	6	7	8	9	10	11	12	13	14	15
Group Code	Group Name	NAIC Company Code	Federal ID Number	Federal RSSD	CIK	Name of Securities Exchange if Publicly Traded (U.S. or International)	Names of Parent, Subsidiaries Or Affiliates	Domiciliary Location	Relationship to Reporting Entity	Directly Controlled by (Name of Entity/Person)	Type of Control (Ownership, Board, Management, Attorney-in-Fact, Influence, Other)	If Control is Ownership Provide Percentage	Ultimate Controlling Entity(ies)/Person(s)	*
		.00000					PPC Worldwide Management Pty. Ltd.	AU	NIA	PPC Worldwide Holdings Pty. Ltd.	Ownership	100.000	UnitedHealth Group Incorporated	
		.00000					PPC Worldwide Pte. Ltd.	SG	NIA	International Psychological Services Pty, Limited	Ownership	100.000	UnitedHealth Group Incorporated	
		.00000					PPC Worldwide Pty Ltd	AU	NIA	PPC Worldwide Holdings Pty. Ltd.	Ownership	100.000	UnitedHealth Group Incorporated	
		.00000					PPC Worldwide Unit Trust	AU	NIA	PPC Worldwide Holdings Pty. Ltd.	Ownership	100.000	UnitedHealth Group Incorporated	
		.00000	75-2741619				ppoONE, Inc.	DE	NIA	United HealthCare Services, Inc.	Ownership	100.000	UnitedHealth Group Incorporated	
		.00000	88-0253112				Prime Health, Inc.	NV	NIA	Sierra Health Services, Inc.	Ownership	100.000	UnitedHealth Group Incorporated	
		.00000	39-1579905				ProcessWorks, Inc.	WI	NIA	UnitedHealthcare, Inc.	Ownership	100.000	UnitedHealth Group Incorporated	
		.00000	04-3383745	3014512			QualityMetric Incorporated	DE	NIA	OptumInsight, Inc.	Ownership	100.000	UnitedHealth Group Incorporated	
		.00000	26-3168754				R&H Family Fitness Unlimited LLC	TX	NIA	WellMed Medical Management, Inc.	Ownership	100.000	UnitedHealth Group Incorporated	
		.00000					Ravens Acquisition Corp.	MD	NIA	United HealthCare Services, Inc.	Ownership	100.000	UnitedHealth Group Incorporated	
		.00000	20-0151096				Rx Solutions NY IPA, Inc.	NY	NIA	OptumRx, Inc.	Ownership	100.000	UnitedHealth Group Incorporated	
		.00000					ScriptSwitch Holdings Limited	UK	NIA	Ingenix UK Holdings Limited	Ownership	100.000	UnitedHealth Group Incorporated	
		.00000					ScriptSwitch Limited	UK	NIA	ScriptSwitch Holdings Limited	Ownership	100.000	UnitedHealth Group Incorporated	
.0707	UnitedHealth Group Incorporated	.71420	94-0734860				Sierra Health and Life Insurance Company, Inc.	CA	JA	Sierra Health Services, Inc.	Ownership	100.000	UnitedHealth Group Incorporated	
		.00000	88-0200415				Sierra Health Services, Inc.	NV	NIA	UnitedHealthcare, Inc.	Ownership	100.000	UnitedHealth Group Incorporated	
		.00000	88-0254322				Sierra Health-Care Options, Inc.	NV	NIA	Sierra Health Services, Inc.	Ownership	100.000	UnitedHealth Group Incorporated	
		.00000	88-0385705				Sierra Home Medical Products, Inc.	NV	NIA	Sierra Health Services, Inc.	Ownership	100.000	UnitedHealth Group Incorporated	
		.00000	88-0264562				Sierra Nevada Administrators, Inc.	NV	NIA	Sierra Health Services, Inc.	Ownership	100.000	UnitedHealth Group Incorporated	
		.00000	88-0201420				Southwest Medical Associates, Inc.	NV	NIA	Sierra Health Services, Inc.	Ownership	100.000	UnitedHealth Group Incorporated	
		.00000	38-2609888				Southwest Michigan Health Network Inc.	MI	NIA	UnitedHealthcare, Inc.	Ownership	100.000	UnitedHealth Group Incorporated	
		.00000	41-1921983				Specialty Benefits, LLC	DE	NIA	United HealthCare Services, Inc.	Ownership	100.000	UnitedHealth Group Incorporated	
		.00000	71-0886811				Spectera of New York, IPA, Inc.	NY	NIA	Spectera, Inc.	Ownership	100.000	UnitedHealth Group Incorporated	
		.00000	52-1260282				Spectera, Inc.	MD	NIA	Specialty Benefits, LLC	Ownership	100.000	UnitedHealth Group Incorporated	
		.00000	56-1970224				The Lewin Group, Inc.	NC	NIA	Ingenix Public Sector Solutions, Inc.	Ownership	100.000	UnitedHealth Group Incorporated	
		.00000	25-1825549				Three Rivers Holdings, Inc.	DE	NIA	AmeriChoice Corporation	Ownership	100.000	UnitedHealth Group Incorporated	
		.00000					Travel Express Incorporated	MD	NIA	FrontierMEDEX, Inc.	Ownership	100.000	UnitedHealth Group Incorporated	
		.00000	94-3077084				U.S. Behavioral Health Plan, California	CA	JA	United Behavioral Health	Ownership	100.000	UnitedHealth Group Incorporated	
		.00000	41-1913059				UHC International Services, Inc.	DE	NIA	UnitedHealth Group Incorporated	Ownership	100.000	UnitedHealth Group Incorporated	
		.00000	95-2931460				UHC of California	CA	JA	PacifiCare Health Plan Administrators, Inc.	Ownership	100.000	UnitedHealth Group Incorporated	
		.00000	41-1921008				UHC Holdings, Inc.	DE	NIA	United HealthCare Services, Inc.	Ownership	100.000	UnitedHealth Group Incorporated	
		.00000	75-2788811				UMR Care Management, LLLP	DE	NIA	United HealthCare Services, Inc.	Ownership	.99.000	UnitedHealth Group Incorporated	4
		.00000	75-2788811				UMR Care Management, LLLP	DE	NIA	UMR, Inc.	Ownership	.1.000	UnitedHealth Group Incorporated	4
		.00000	39-1995276				UMR, Inc.	DE	NIA	United HealthCare Services, Inc.	Ownership	100.000	UnitedHealth Group Incorporated	
.0707	UnitedHealth Group Incorporated	.91529	52-1996029				Unimerica Insurance Company	WI	JA	OptumHealth Holdings, LLC	Ownership	100.000	UnitedHealth Group Incorporated	
							Unimerica Life Insurance Company of New York	NY	JA	UnitedHealthcare Insurance Company	Ownership	100.000	UnitedHealth Group Incorporated	
.0707	UnitedHealth Group Incorporated	.11596	01-0637149				Union Health Solutions, Inc.	CA	NIA	PacifiCare Health Systems, LLC.	Ownership	100.000	UnitedHealth Group Incorporated	
		.00000	33-0446372				Unison Administrative Services, LLC	PA	NIA	Three Rivers Holdings, Inc.	Ownership	100.000	UnitedHealth Group Incorporated	
		.00000	25-1877716				Unison Health Plan of Delaware, Inc.	DE	JA	Three Rivers Holdings, Inc.	Ownership	100.000	UnitedHealth Group Incorporated	
		.00000	20-5917714				Unison Health Plan of Tennessee, Inc.							
.0707	UnitedHealth Group Incorporated	.11139	62-1839257					TN	JA	Three Rivers Holdings, Inc.	Ownership	100.000	UnitedHealth Group Incorporated	
.0707	UnitedHealth Group Incorporated	.13032	26-0651931				Unison Health Plan of the Capital Area, Inc.	DC	JA	Three Rivers Holdings, Inc.	Ownership	100.000	UnitedHealth Group Incorporated	
		.00000	94-2649097				United Behavioral Health	CA	NIA	OptumHealth Holdings, LLC	Ownership	100.000	UnitedHealth Group Incorporated	

SCHEDULE Y
PART 1A - DETAIL OF INSURANCE HOLDING COMPANY SYSTEM

1	2	3	4	5	6	7	8	9	10	11	12	13	14	15
Group Code	Group Name	NAIC Company Code	Federal ID Number	Federal RSSD	CIK	Name of Securities Exchange if Publicly Traded (U.S. or International)	Names of Parent, Subsidiaries Or Affiliates	Domi-ciliary Location	Relationship to Reporting Entity	Directly Controlled by (Name of Entity/Person)	Type of Control (Ownership, Board, Management, Attorney-in-Fact, Influence, Other)	If Control is Owner-ship Provide Percen-tage	Ultimate Controlling Entity(ies)/Person(s)	*
		..00000	41-1868911				United Behavioral Health of New York, I.P.A., Inc.	NY	NIA	United Behavioral Health	Ownership	100.000	UnitedHealth Group Incorporated	
		..00000	41-1941615				United Health Foundation	MN	NIA	UnitedHealth Group Incorporated	Ownership	100.000	UnitedHealth Group Incorporated	
		..00000	41-1289245	3410132			United HealthCare Services, Inc.	MN	UDP	UnitedHealth Group Incorporated	Ownership	100.000	UnitedHealth Group Incorporated	
		..00000	30-0318238				United Resource Networks IPA of New York, Inc.	NY	NIA	OptumHealth Care Solutions, Inc.	Ownership	100.000	UnitedHealth Group Incorporated	
		..00000	01-0538317				UnitedHealth Advisors, LLC	ME	NIA	United HealthCare Services, Inc.	Ownership	100.000	UnitedHealth Group Incorporated	
		..00000					UnitedHealth Capital, LLC	DE	NIA	United HealthCare Services, Inc.	Ownership	100.000	UnitedHealth Group Incorporated	
		..00000					UnitedHealth Group Global Healthcare Services Limited	IE	NIA	PacifiCare Health Plan Administrators, Inc.	Ownership	100.000	UnitedHealth Group Incorporated	
		..00000					UnitedHealth Group Global Services, Inc.	PH	NIA	UnitedHealth Group International B.V.	Ownership	100.000	UnitedHealth Group Incorporated	
		..00000	41-1321939		0000731766	New York Stock Exchange	UnitedHealth Group Incorporated	MN	UIP					
		..00000					UnitedHealth Group Information Services Private Limited	IN	NIA	UnitedHealth Group International B.V.	Ownership	99.370	UnitedHealth Group Incorporated	
		..00000					UnitedHealth Group Information Services Private Limited	IN	NIA	UnitedHealth International, Inc.	Ownership	0.630	UnitedHealth Group Incorporated	
		..00000					UnitedHealth Group International B.V.							
		..00000	41-1917398				UnitedHealth International, Inc.	NL	NIA	UnitedHealth Group Incorporated	Ownership	100.000	UnitedHealth Group Incorporated	
		..00000					UnitedHealth Military & Veterans Services, LLC	DE	NIA	UnitedHealth Group Incorporated	Ownership	100.000	UnitedHealth Group Incorporated	
		..00000					UnitedHealth Primary Care Plus Limited	DE	NIA	United HealthCare Services, Inc.	Ownership	100.000	UnitedHealth Group Incorporated	
		..00000					UnitedHealth UK Limited	UK	NIA	UnitedHealth UK Limited	Ownership	100.000	UnitedHealth Group Incorporated	
		..00000					UnitedHealthcare Benefits of Texas, Inc.	UK	NIA	Ingenix UK Holdings Limited	Ownership	100.000	UnitedHealth Group Incorporated	
..0707	UnitedHealth Group Incorporated	..95174	33-0115163				PacifiCare Health Plan Administrators, Inc.	TX	JA		Ownership	100.000	UnitedHealth Group Incorporated	
..0707	UnitedHealth Group Incorporated	..12323	56-2451429				UnitedHealthcare Community Plan of Ohio, Inc.	OH	JA	Three Rivers Holdings, Inc.	Ownership	100.000	UnitedHealth Group Incorporated	
		..00000					UnitedHealthcare India Private Limited	IN	NIA	UnitedHealth Group International B.V.	Ownership	99.995	UnitedHealth Group Incorporated	
		..00000					UnitedHealthcare India Private Limited							
..0707	UnitedHealth Group Incorporated	..79413	36-2739571				UnitedHealthcare Insurance Company of Illinois	IN	NIA	UnitedHealth International, Inc.	Ownership	0.005	UnitedHealth Group Incorporated	
..0707	UnitedHealth Group Incorporated	..60318	36-3800349				UnitedHealthcare Insurance Company of Illinois	CT	JA	UHC Holdings, Inc.	Ownership	100.000	UnitedHealth Group Incorporated	
..0707	UnitedHealth Group Incorporated	..60093	11-3283886				UnitedHealthcare Insurance Company of New York	IL	JA	UnitedHealthcare Insurance Company	Ownership	100.000	UnitedHealth Group Incorporated	
..0707	UnitedHealth Group Incorporated	..73518	31-1169935				UnitedHealthcare Insurance Company of Ohio	NY	JA	UnitedHealthcare Insurance Company	Ownership	100.000	UnitedHealth Group Incorporated	
..0707	UnitedHealth Group Incorporated	..12231	20-1902768				UnitedHealthcare Insurance Company of the River Valley	OH	JA	UnitedHealthcare Insurance Company of the River Valley, Inc.	Ownership	100.000	UnitedHealth Group Incorporated	
		..00000					UnitedHealthcare International Asia, LLC	IL	JA		Ownership	100.000	UnitedHealth Group Incorporated	
..0707	UnitedHealth Group Incorporated	..95784	63-0899562				UnitedHealthcare of Alabama, Inc.	DE	NIA	UnitedHealth Group Incorporated	Ownership	100.000	UnitedHealth Group Incorporated	
..0707	UnitedHealth Group Incorporated	..96016	86-0507074				UnitedHealthcare of Arizona, Inc.	AL	JA	UnitedHealthcare, Inc.	Ownership	100.000	UnitedHealth Group Incorporated	
..0707	UnitedHealth Group Incorporated	..95446	63-1036819				UnitedHealthcare of Arkansas, Inc.	AZ	JA	UnitedHealthcare, Inc.	Ownership	100.000	UnitedHealth Group Incorporated	
..0707	UnitedHealth Group Incorporated	..95090	84-1004639				UnitedHealthcare of Colorado, Inc.	AR	JA	UnitedHealthcare, Inc.	Ownership	100.000	UnitedHealth Group Incorporated	
..0707	UnitedHealth Group Incorporated	..95264	59-1293865				UnitedHealthcare of Florida, Inc.	CO	JA	UnitedHealthcare, Inc.	Ownership	100.000	UnitedHealth Group Incorporated	
..0707	UnitedHealth Group Incorporated	..95850	58-1653544				UnitedHealthcare of Georgia, Inc.	FL	JA	UnitedHealthcare, Inc.	Ownership	100.000	UnitedHealth Group Incorporated	
..0707	UnitedHealth Group Incorporated	..60318	36-3280214				UnitedHealthcare of Illinois, Inc.	GA	JA	UnitedHealthcare, Inc.	Ownership	100.000	UnitedHealth Group Incorporated	

ANNUAL STATEMENT FOR THE YEAR 2011 OF THE UnitedHealthcare of Ohio, Inc.

SCHEDULE Y
PART 1A - DETAIL OF INSURANCE HOLDING COMPANY SYSTEM

1	2	3	4	5	6	7	8	9	10	11	12	13	14	15
Group Code	Group Name	NAIC Company Code	Federal ID Number	Federal RSSD	CIK	Name of Securities Exchange if Publicly Traded (U.S. or International)	Names of Parent, Subsidiaries Or Affiliates	Domiciliary Location	Relationship to Reporting Entity	Directly Controlled by (Name of Entity/Person)	Type of Control (Ownership, Board, Management, Attorney-in-Fact, Influence, Other)	If Control is Ownership Provide Percentage	Ultimate Controlling Entity(ies)/Person(s)	*
...0707 ...	UnitedHealth Group Incorporated	...96644	62-1240316	UnitedHealthcare of Kentucky, Ltd.KY...	...JA...	United HealthCare Services, Inc.	Ownership.....	...94.180	UnitedHealth Group Incorporated2
...0707 ...	UnitedHealth Group Incorporated	...96644	62-1240316	UnitedHealthcare of Kentucky, Ltd.KY...	...JA...	United HealthCare Services, Inc.	Ownership.....	...5.820	UnitedHealth Group Incorporated2
...0707 ...	UnitedHealth Group Incorporated	...95833	72-1074008	UnitedHealthcare of Louisiana, Inc.LA...	...JA...	UnitedHealthcare, Inc.	Ownership.....	...100.000	UnitedHealth Group Incorporated
...0707 ...	UnitedHealth Group Incorporated	...95716	63-1036817	UnitedHealthcare of Mississippi, Inc.MS...	...JA...	UnitedHealthcare, Inc.	Ownership.....	...100.000	UnitedHealth Group Incorporated
...0707 ...	UnitedHealth Group Incorporated	...95149	05-0413469	UnitedHealthcare of New England, Inc.RI...	...JA...	United HealthCare Services, Inc.	Ownership.....	...100.000	UnitedHealth Group Incorporated
...0707 ...	UnitedHealth Group Incorporated	...95085	06-1172891	UnitedHealthcare of New York, Inc.NY...	...JA...	AmeriChoice Corporation	Ownership.....	...100.000	UnitedHealth Group Incorporated
...0707 ...	UnitedHealth Group Incorporated	...95103	56-1461010	UnitedHealthcare of North Carolina, Inc.NC...	...JA...	UnitedHealthcare, Inc.	Ownership.....	...100.000	UnitedHealth Group Incorporated
...0707 ...	UnitedHealth Group Incorporated	...95186	31-1142815	UnitedHealthcare of Ohio, Inc.OH...	United HealthCare Services, Inc.	Ownership.....	...100.000	UnitedHealth Group Incorporated
...0707 ...	UnitedHealth Group Incorporated	...96903	33-0115166	UnitedHealthcare of Oklahoma, Inc.OK...	...JA...	PacifiCare Health Plan Administrators, Inc.	Ownership.....	...100.000	UnitedHealth Group Incorporated
...0707 ...	UnitedHealth Group Incorporated	...95893	93-0938819	UnitedHealthcare of Oregon, Inc.OR...	...JA...	PacifiCare Health Plan Administrators, Inc.	Ownership.....	...100.000	UnitedHealth Group Incorporated
...0707 ...	UnitedHealth Group Incorporated	...95220	25-1756858	UnitedHealthcare of Pennsylvania, Inc.PA...	...JA...	Three Rivers Holdings, Inc.	Ownership.....	...100.000	UnitedHealth Group Incorporated
...0707 ...	UnitedHealth Group Incorporated	...11775	32-0062883	UnitedHealthcare of South Carolina, Inc.SC...	...JA...	Three Rivers Holdings, Inc.	Ownership.....	...100.000	UnitedHealth Group Incorporated
...0707 ...	UnitedHealth Group Incorporated	...95765	95-3939697	UnitedHealthcare of Texas, Inc.TX...	...JA...	UnitedHealthcare, Inc.	Ownership.....	...100.000	UnitedHealth Group Incorporated
...0707 ...	UnitedHealth Group Incorporated	...95467	38-3204052	UnitedHealthcare of the Great Lakes Health Plan, Inc.MI...	...JA...	AmeriChoice Corporation	Ownership.....	...100.000	UnitedHealth Group Incorporated
...0707 ...	UnitedHealth Group Incorporated	...95025	52-1130183	UnitedHealthcare of the Mid-Atlantic, Inc.MD...	...JA...	UnitedHealthcare, Inc.	Ownership.....	...100.000	UnitedHealth Group Incorporated
...0707 ...	UnitedHealth Group Incorporated	...95591	47-0676824	UnitedHealthcare of the Midlands, Inc.NE...	...JA...	UnitedHealthcare, Inc.	Ownership.....	...100.000	UnitedHealth Group Incorporated
...0707 ...	UnitedHealth Group Incorporated	...96385	43-1361841	UnitedHealthcare of the Midwest, Inc.MO...	...JA...	UnitedHealthcare, Inc.	Ownership.....	...100.000	UnitedHealth Group Incorporated
...0707 ...	UnitedHealth Group Incorporated	...95501	41-1488563	UnitedHealthcare of Utah, Inc.UT...	...JA...	UnitedHealthcare, Inc.	Ownership.....	...100.000	UnitedHealth Group Incorporated
...0707 ...	UnitedHealth Group Incorporated	...48038	91-1312551	UnitedHealthcare of Washington, Inc.WA...	...JA...	PacifiCare Health Plan Administrators, Inc.	Ownership.....	...100.000	UnitedHealth Group Incorporated
...0707 ...	UnitedHealth Group Incorporated	...95710	39-1555888	UnitedHealthcare of Wisconsin, Inc.WI...	...JA...	UnitedHealthcare, Inc.	Ownership.....	...100.000	UnitedHealth Group Incorporated
...0707 ...	UnitedHealth Group Incorporated	...95378	36-3379945	UnitedHealthcare Plan of the River Valley, Inc.IL...	...JA...	UnitedHealthcare Services Company of the River Valley, Inc.	Ownership.....	...100.000	UnitedHealth Group Incorporated
.....00000	47-0854646	UnitedHealthcare Insurance Company	Ownership.....	...100.000	UnitedHealth Group Incorporated
.....00000	36-3355110	UnitedHealthcare Service LLC	...DE...	...NIA...	UnitedHealthcare Services Company of the River Valley, Inc.	Ownership.....	...100.000	UnitedHealth Group Incorporated
.....00000	41-1922511	UnitedHealthcare, Inc.DE...	...NIA...	UnitedHealthcare, Inc.	Ownership.....	...100.000	UnitedHealth Group Incorporated
.....00000	37-0920164	UnitedHealthcare, Inc.DE...	...NIA...	United HealthCare Services, Inc.	Ownership.....	...100.000	UnitedHealth Group Incorporated
.....00000	45-3142852	UnitedHealthOne Agency, Inc.IN...	...NIA...	Golden Rule Financial Corporation	Ownership.....	...100.000	UnitedHealth Group Incorporated
.....00000	74-2797745	Wanderer Management Services, Inc.DE...	...NIA...	Collaborative Care Holdings, LLC	Ownership.....	...100.000	UnitedHealth Group Incorporated
.....00000	74-2786364	WellMed Medical Management of Florida, Inc.FL...	...NIA...	WellMed Medical Management, Inc.	Ownership.....	...100.000	UnitedHealth Group Incorporated
.....00000	36-3437660	WellMed Medical Management, Inc.TX...	...NIA...	Collaborative Care Holdings, LLC	Ownership.....	...80.000	UnitedHealth Group Incorporated3
.....00000	Wellness, Inc.IL...	...NIA...	OptumHealth Care Solutions, Inc.	Ownership.....	...100.000	UnitedHealth Group Incorporated
.....00000	Worldwide Clinical Trials, SL	...ES...	...NIA...	OptumInsight, Inc.	Ownership.....	...100.000	UnitedHealth Group Incorporated

Asterisk	Explanation
1	The remaining 50% is owned by a non-UnitedHealth Group company

ANNUAL STATEMENT FOR THE YEAR 2011 OF THE UnitedHealthcare of Ohio, Inc.

2	The general partnership interest of 89.77% is held by United HealthCare Services, Inc. (UHS) and 10.23% is held by UnitedHealthcare, Inc. (UHC). UHS also holds 100% of the limited partnership interests. When combining general and limited partner interests, UHS owns 94.18% and UHC owns 5.83%
3	The remaining 20% is owned by a non-UnitedHealth Group company
4	The general partnership interest of 1.0% is held by UMR, Inc. and the limited partnership interest of 99% is held by United HealthCare Services, Inc.

SCHEDULE Y
PART 2 - SUMMARY OF INSURER'S TRANSACTIONS WITH ANY AFFILIATES

1	2	3	4	5	6	7	8	9	10	11	12	13
NAIC Company Code	Federal ID Number	Names of Insurers and Parent, Subsidiaries or Affiliates	Shareholder Dividends	Capital Contributions	Purchases, Sales or Exchanges of Loans, Securities, Real Estate, Mortgage Loans or Other Investments	Income/ (Disbursements) Incurred in Connection with Guarantees or Undertakings for the Benefit of any Affiliate(s)	Management Agreements and Service Contracts	Income/ (Disbursements) Incurred Under Reinsurance Agreements	*	Any Other Material Activity Not in the Ordinary Course of the Insurer's Business	Totals	Reinsurance Recoverable/ (Payable) on Losses and/or Reserve Credit Taken/(Liability)
	41-1913523	ACN Group IPA of New York, Inc.	0	0	0	0	1,700,613	0		0	1,700,613	0
	27-0015861	ACN Group of California, Inc.	(2,500,000)	0	0	0	4,228,462	0		0	1,728,462	0
82406	35-1665915	All Savers Insurance Company	0	1,000,000	0	0	(3,488,383)	4,969		0	(2,483,414)	0
73130	35-1744596	All Savers Life Insurance Company of California	0	0	0	0	(31,192)	0		0	(31,192)	0
97179	86-0207231	American Medical Security Life Insurance Company	(20,000,000)	0	0	0	12,398,083	1,186		0	(7,600,731)	12,922
	54-1743141	AmeriChoice Health Services, Inc.	0	0	0	0	13,883,674	0		0	13,883,674	0
13178	26-2481299	AmeriChoice of Connecticut, Inc.	0	0	0	0	(14,065,309)	(128,485)		0	(14,193,794)	0
13168	26-2688274	AmeriChoice of Georgia, Inc.	0	0	0	0	(316)	0		0	(316)	0
95497	22-3368602	AmeriChoice of New Jersey, Inc.	(20,000,000)	0	0	0	(124,963,591)	0		0	(144,963,591)	0
	86-0813232	Arizona Physicians IPA, Inc.	(15,000,000)	0	0	0	0	0		0	(15,000,000)	0
	88-0267857	Behavioral Healthcare Options, Inc.	0	0	0	0	13,408,013	0		0	13,408,013	0
	41-2011515	BP Inc.	0	0	0	0	2,813,033	0		0	2,813,033	0
11836	13-4247706	Citrus Health Care, Inc.	0	15,060,000	0	0	(5,712,375)	0		0	9,347,625	0
	27-2337487	Collaborative Care Services, Inc.	0	0	0	0	(6,662)	0		0	(6,662)	0
	52-1452809	Dental Benefit Providers of California, Inc.	(12,000,000)	0	0	0	(3,182,058)	0		(158,193)	(15,340,251)	0
52053	36-4008355	Dental Benefit Providers of Illinois, Inc.	0	0	0	0	(354,326)	0		0	(354,326)	0
	41-2014834	Dental Benefit Providers, Inc.	0	0	0	0	138,277,773	0		0	138,277,773	0
13214	26-2697886	Evercare of New Mexico, Inc.	(10,000,000)	0	0	0	(39,982,480)	0		0	(49,982,480)	0
11141	91-2008361	Evercare of Texas, L.L.C.	0	0	0	0	(128,701,981)	0		0	(128,701,981)	0
	88-0223385	Family Health Care Services	0	0	0	0	25,706,571	0		0	25,706,571	0
	88-0257036	Family Home Hospice, Inc.	0	0	0	0	3,028,486	0		0	3,028,486	0
	37-0855360	Golden Rule Financial Corporation	0	0	0	0	4,506,517	0		0	4,506,517	0
62286	37-6028756	Golden Rule Insurance Company	(100,000,000)	0	0	0	(114,441,546)	(4,969)		0	(214,446,515)	0
	98-0213198	H & W Indemnity, Ltd.	0	0	0	0	1,400,000	0		0	1,400,000	0
43893	13-3584296	Health Net Insurance of New York, Inc.	0	0	0	0	(170,734)	0		0	(170,734)	0
95968	06-1084283	Health Net of Connecticut, Inc.	(65,000,000)	0	0	0	(312,268)	(2,276)		0	(65,314,544)	0
95351	22-3241303	Health Net of New Jersey, Inc.	0	0	0	0	5,746,631	0		0	5,746,631	0
95305	06-1174953	Health Net of New York, Inc.	0	6,000,000	0	0	4,861,174	0		0	10,861,174	0
96342	88-0201035	Health Plan of Nevada, Inc.	(70,000,000)	0	0	0	(634,964,886)	(501,112)		0	(705,465,998)	0
	95-4763349	HealthAllies, Inc.	0	0	0	0	327,140	0		0	327,140	0
	27-4603968	Independent Physician Management Services, Inc.	0	0	0	0	41,804,055	0		0	41,804,055	0
	27-2309024	Lifepoint Health, Inc.	0	0	0	0	236,986,773	0		0	236,986,773	0
60321	52-1803283	MAMSI Life and Health Insurance Company	(10,000,000)	0	0	0	(5,161,846)	0		0	(15,161,846)	0
96310	52-1169135	MD-Individual Practice Association, Inc.	(70,000,000)	0	0	0	(67,316,322)	(559,775)		0	(137,876,097)	0
79480	35-1279304	Midwest Security Life Insurance Company	(7,500,000)	0	0	0	(256,544)	0		0	(7,756,544)	0
95251	76-0196559	National Pacific Dental, Inc.	(1,900,000)	0	0	0	(2,491,043)	0		0	(4,391,043)	0
95123	65-0996107	Neighborhood Health Partnership, Inc.	(23,800,000)	0	0	0	(45,575,939)	0		0	(69,375,939)	0
95758	88-0228572	Nevada Pacific Dental	0	0	0	0	(134,151)	0		0	(134,151)	0
96940	52-1518174	Optimum Choice, Inc.	(80,000,000)	0	0	0	(32,868,372)	(258,488)		0	(113,126,860)	0

SCHEDULE Y

PART 2 - SUMMARY OF INSURER'S TRANSACTIONS WITH ANY AFFILIATES

1	2	3	4	5	6	7	8	9	10	11	12	13
NAIC Company Code	Federal ID Number	Names of Insurers and Parent, Subsidiaries or Affiliates	Shareholder Dividends	Capital Contributions	Purchases, Sales or Exchanges of Loans, Securities, Real Estate, Mortgage Loans or Other Investments	Income/ (Disbursements) Incurred in Connection with Guarantees or Undertakings for the Benefit of any Affiliate(s)	Management Agreements and Service Contracts	Income/ (Disbursements) Incurred Under Reinsurance Agreements	*	Any Other Material Activity Not in the Ordinary Course of the Insurer's Business	Totals	Reinsurance Recoverable/ (Payable) on Losses and/or Reserve Credit Taken/(Liability)
	47-0858534	OptumHealth Bank, Inc.	0	0	0	0	(247,899)	0		0	(247,899)	0
	41-1591944	OptumHealth Care Solutions, Inc.	0	0	0	0	61,022,131	0		0	61,022,131	0
	47-0858530	OptumHealth Financial Services, Inc.	0	0	0	0	10,968,549	0		0	10,968,549	0
	41-1858498	OptumInsight, Inc.	0	0	0	0	51,958,383	0		0	51,958,383	0
	33-0441200	OptumRx, Inc.	0	0	0	0	531,687,586	0		(33,832,594)	497,854,992	0
78026	22-2797560	Oxford Health Insurance, Inc.	(20,000,000)	0	0	0	(336,233,541)	(261,713,334)		0	(617,946,875)	(530,135,286)
96798	06-1181201	Oxford Health Plans (CT), Inc.	0	50,000,000	0	0	(74,886,625)	(681,940)		0	(25,568,565)	0
95506	22-2745725	Oxford Health Plans (NJ), Inc.	(61,200,000)	0	0	0	(89,841,422)	(10,309,467)		0	(161,350,889)	(2,755,906)
95479	06-1181200	Oxford Health Plans (NY), Inc.	(85,000,000)	0	0	0	(209,139,167)	0		0	(294,139,167)	0
	52-2443751	Oxford Health Plans LLC	0	0	0	0	8,569,967	0		0	8,569,967	0
	35-1508167	PacifiCare Health Plan Administrators, Inc.	359,630,000	0	0	0	134,216,095	0		(27,480,750)	466,365,345	0
70785	35-1137395	PacifiCare Life and Health Insurance Company	(237,000,000)	0	0	0	(62,925,121)	(1,186)		125,309,934	(174,616,373)	(12,922)
84506	95-2829463	PacifiCare Life Assurance Company	(60,000,000)	0	0	0	(1,498,179)	(193,446)		(9,369)	(61,700,994)	231
95617	94-3267522	PacifiCare of Arizona, Inc.	(6,000,000)	0	0	0	(364,279,466)	(986,305)		0	(371,265,771)	0
95434	84-1011378	PacifiCare of Colorado, Inc.	(80,000,000)	0	0	0	(103,056,457)	(760,016)		(5,694,356)	(189,510,829)	0
95685	86-0875231	PacifiCare of Nevada, Inc.	(25,000,000)	0	0	0	(3,073,075)	193,446		(149,930)	(28,029,559)	(231)
	80-0506053	PHC Holdings of Florida, Inc.	0	(2,560,000)	0	0	0	0		0	(2,560,000)	0
	35-2288416	PHC Subsidiary Holdings, LLC	0	(12,500,000)	0	0	7,536,782	0		0	(4,963,218)	0
13160	45-0571407	Physicians Health Choice of Arkansas, Inc.	0	0	0	0	(47,817)	0		0	(47,817)	0
12977	32-0191973	Physicians Health Choice of New Mexico, Inc.	0	0	0	0	(59,876)	0		0	(59,876)	0
11494	04-3677255	Physicians Health Choice of Texas, LLC	0	12,500,000	0	0	(24,714,821)	0		0	(12,214,821)	0
71420	94-0734860	Sierra Health and Life Insurance Company, Inc.	(17,000,000)	0	0	0	(9,421,500)	30,280		0	(26,391,220)	0
	88-0200415	Sierra Health Services, Inc.	0	0	0	0	(734,683)	0		0	(734,683)	0
	88-0385705	Sierra Home Medical Products, Inc.	0	0	0	0	27,309,138	0		0	27,309,138	0
	88-0201420	Southwest Medical Associates, Inc.	0	0	0	0	492,665,362	0		0	492,665,362	0
	52-1260282	Spectera, Inc.	0	0	0	0	30,542,354	0		0	30,542,354	0
	94-3077084	U.S. Behavioral Health Plan, California	(16,000,000)	0	0	0	39,086,022	0		(604,028)	22,481,994	0
	95-2931460	UHC of California	(500,000,000)	0	0	0	(279,678,426)	0		(47,670,448)	(827,348,874)	0
	39-1995276	UMR, Inc.	0	0	0	0	(611,375)	0		0	(611,375)	0
91529	52-1996029	Unimerica Insurance Company	(13,000,000)	0	0	0	(21,465,353)	0		0	(34,465,353)	0
11596	01-0637149	Unimerica Life Insurance Company of New York	0	0	0	0	(1,674,270)	0		0	(1,674,270)	0
	25-1877716	Unison Administrative Services, LLC	0	0	0	0	55,536,591	0		0	55,536,591	0
	20-5917714	Unison Health Plan of Delaware, Inc.	(2,000,000)	0	0	0	(31,518,886)	(2,232,145)		0	(35,751,031)	(236,836)
11139	62-1839257	Unison Health Plan of Tennessee, Inc.	0	0	0	0	(1,613,434)	0		0	(1,613,434)	0
13032	26-0651931	Unison Health Plan of the Capital Area, Inc.	0	22,000,000	0	0	(16,381,794)	0		0	5,618,206	0
	94-2649097	United Behavioral Health	0	0	0	0	541,078,516	0		(342,359)	540,736,157	0
	41-1289245	United HealthCare Services, Inc.	2,746,600,000	(59,500,000)	0	0	4,677,462,944	0		0	7,364,562,944	0

SCHEDULE Y
PART 2 - SUMMARY OF INSURER'S TRANSACTIONS WITH ANY AFFILIATES

1	2	3	4	5	6	7	8	9	10	11	12	13
NAIC Company Code	Federal ID Number	Names of Insurers and Parent, Subsidiaries or Affiliates	Shareholder Dividends	Capital Contributions	Purchases, Sales or Exchanges of Loans, Securities, Real Estate, Mortgage Loans or Other Investments	Income/ (Disbursements) Incurred in Connection with Guarantees or Undertakings for the Benefit of any Affiliate(s)	Management Agreements and Service Contracts	Income/ (Disbursements) Incurred Under Reinsurance Agreements	*	Any Other Material Activity Not in the Ordinary Course of the Insurer's Business	Totals	Reinsurance Recoverable/ (Payable) on Losses and/or Reserve Credit Taken/(Liability)
	41-1321939	UnitedHealth Group Incorporated	1,411,970,000	(119,612,549)	0	0	2,399,011,125	0		0	3,691,368,576	0
95174	33-0115163	UnitedHealthcare Benefits of Texas, Inc.	(163,000,000)	0	0	0	(246,608,500)	(2,201,193)		0	(411,809,693)	0
12323	56-2451429	UnitedHealthcare Community Plan of Ohio, Inc.	(12,500,000)	0	0	0	(49,733,388)	(2,059,976)		0	(64,293,364)	(478,460)
79413	36-2739571	UnitedHealthcare Insurance Company	(2,148,000,000)	21,427,807	0	0	(4,481,048,734)	414,802,473		(4,797,744)	(6,197,616,198)	1,048,629,648
60318	36-3800349	UnitedHealthcare Insurance Company of Illinois	(42,000,000)	0	0	0	(52,949,273)	0		0	(94,949,273)	0
60093	11-3283886	UnitedHealthcare Insurance Company of New York	0	0	0	0	(352,386,174)	(109,047,295)		0	(461,433,469)	(500,571,623)
73518	31-1169935	UnitedHealthcare Insurance Company of Ohio	0	0	0	0	(2,689,243)	0		0	(2,689,243)	0
12231	20-1902768	UnitedHealthcare Insurance Company of the River Valley	0	0	0	0	(25,947,274)	0		0	(25,947,274)	0
95784	63-0899562	UnitedHealthcare of Alabama, Inc.	(20,000,000)	0	0	0	(58,324,828)	(407,202)		0	(78,732,030)	0
96016	86-0507074	UnitedHealthcare of Arizona, Inc.	15,000,000	0	0	0	(33,971,507)	(294,448)		0	(19,265,955)	0
95446	63-1036819	UnitedHealthcare of Arkansas, Inc.	(1,200,000)	0	0	0	(4,684,854)	(36,731)		0	(5,921,585)	0
95090	84-1004639	UnitedHealthcare of Colorado, Inc.	0	0	0	0	(30,050)	(5,264)		0	(35,314)	0
95264	59-1293865	UnitedHealthcare of Florida, Inc.	(90,000,000)	0	0	0	(194,152,798)	(1,291,010)		0	(285,443,808)	0
95850	58-1653544	UnitedHealthcare of Georgia, Inc.	(15,000,000)	0	0	0	(19,366,307)	(223,146)		0	(34,589,453)	0
60318	36-3280214	UnitedHealthcare of Illinois, Inc.	0	0	0	0	(7,731,832)	(54,570)		0	(7,786,402)	0
96644	62-1240316	UnitedHealthcare of Kentucky, Ltd.	(9,300,000)	0	0	0	(10,389,071)	(81,138)		0	(19,770,209)	0
95833	72-1074008	UnitedHealthcare of Louisiana, Inc.	0	0	0	0	(1,147,448)	(5,405)		0	(1,152,853)	0
95716	63-1036817	UnitedHealthcare of Mississippi, Inc.	0	0	0	0	(19,486,886)	(130,890)		0	(19,617,776)	(3,186,599)
95149	05-0413469	UnitedHealthcare of New England, Inc.	0	0	0	0	(89,047,758)	(2,349,449)		0	(91,397,207)	(3,921,917)
95085	06-1172891	UnitedHealthcare of New York, Inc.	(105,000,000)	30,612,549	0	0	(206,905,773)	0		0	(281,293,224)	0
95103	56-1461010	UnitedHealthcare of North Carolina, Inc.	(39,000,000)	0	0	0	(127,343,603)	(987,559)		0	(167,331,162)	0
95186	31-1142815	UnitedHealthcare of Ohio, Inc.	(20,900,000)	15,000,000	0	0	(136,867,685)	(870,481)		0	(143,638,166)	0
96903	33-0115166	UnitedHealthcare of Oklahoma, Inc.	(30,000,000)	0	0	0	(53,628,274)	0		(3,015,273)	(86,643,547)	0
95893	93-0938819	UnitedHealthcare of Oregon, Inc.	(13,000,000)	0	0	0	(24,386,194)	0		(1,554,890)	(38,941,084)	0
95220	25-1756858	UnitedHealthcare of Pennsylvania, Inc.	0	0	0	0	(154,209,133)	(7,978,785)		0	(162,187,918)	3,147,331
11775	32-0062883	UnitedHealthcare of South Carolina, Inc.	0	10,000,000	0	0	(23,765,764)	1,701,925		0	(12,063,839)	(2,600,957)
95765	95-3939697	UnitedHealthcare of Texas, Inc.	0	572,193	0	0	16,121	(3,369)		0	584,945	0
95467	38-3204052	UnitedHealthcare of the Great Lakes Health Plan, Inc.	0	0	0	0	(94,060,040)	(34,726)		0	(94,094,766)	(1,305,213)
95025	52-1130183	UnitedHealthcare of the Mid-Atlantic, Inc.	(40,000,000)	0	0	0	(96,612,915)	(735,178)		0	(137,348,093)	0
95591	47-0676824	UnitedHealthcare of the Midlands, Inc.	(4,500,000)	0	0	0	(22,609,731)	(680,649)		0	(27,790,380)	0
96385	43-1361841	UnitedHealthcare of the Midwest, Inc.	(35,000,000)	0	0	0	(71,029,586)	(5,917,690)		0	(111,947,276)	(5,425,078)
95501	41-1488563	UnitedHealthcare of Utah, Inc.	0	10,000,000	0	0	(30,028,844)	(263,938)		0	(20,292,782)	0
48038	91-1312551	UnitedHealthcare of Washington, Inc.	(6,900,000)	0	0	0	(64,032,316)	0		0	(70,932,316)	0
95710	39-1555888	UnitedHealthcare of Wisconsin, Inc.	0	0	0	0	(150,852,228)	1,206,018		0	(149,646,210)	(1,159,104)
95378	36-3379945	UnitedHealthcare Plan of the River Valley, Inc.	(108,000,000)	0	0	0	(446,914,571)	(3,947,261)		0	(558,861,832)	0
	47-0854646	UnitedHealthcare Service LLC	0	0	0	0	288,177,750	0		0	288,177,750	0

SCHEDULE Y
PART 2 - SUMMARY OF INSURER'S TRANSACTIONS WITH ANY AFFILIATES

1	2	3	4	5	6	7	8	9	10	11	12	13
NAIC Company Code	Federal ID Number	Names of Insurers and Parent, Subsidiaries or Affiliates	Shareholder Dividends	Capital Contributions	Purchases, Sales or Exchanges of Loans, Securities, Real Estate, Mortgage Loans or Other Investments	Income/ (Disbursements) Incurred in Connection with Guarantees or Undertakings for the Benefit of any Affiliate(s)	Management Agreements and Service Contracts	Income/ (Disbursements) Incurred Under Reinsurance Agreements	*	Any Other Material Activity Not in the Ordinary Course of the Insurer's Business	Totals	Reinsurance Recoverable/ (Payable) on Losses and/or Reserve Credit Taken/(Liability)
	36-3355110	UnitedHealthcare Services Company of the River Valley, Inc.	0	0	0	0	320,683,990	0		0	320,683,990	0
	37-0920164	UnitedHealthOne Agency, Inc.	0	0	0	0	(99,792)	0		0	(99,792)	0
	74-2797745	WellMed Medical Management of Florida, Inc.	0	0	0	0	3,074,220	0		0	3,074,220	0
	74-2786364	WellMed Medical Management, Inc.	0	0	0	0	18,647,261	0		0	18,647,261	0
9999999	Control Totals		0	0	0	0	0	0	XXX	0	0	0

ANNUAL STATEMENT FOR THE YEAR 2011 OF THE UnitedHealthcare of Ohio, Inc.

SUPPLEMENTAL EXHIBITS AND SCHEDULES INTERROGATORIES










The following supplemental reports are required to be filed as part of your statement filing unless specifically waived by the domiciliary state. However, in the event that your domiciliary state waives the filing requirement, your response of WAIVED to the specific interrogatory will be accepted in lieu of filing a "NONE" report and a bar code will be printed below. If the supplement is required of your company but is not being filed for whatever reason enter SEE EXPLANATION and provide an explanation following the interrogatory questions.

		Responses
MARCH FILING		
1.	Will the Supplemental Compensation Exhibit be filed with the state of domicile by March 1?	YES
2.	Will an actuarial opinion be filed by March 1?	YES
3.	Will the confidential Risk-based Capital Report be filed with the NAIC by March 1?.....	YES
4.	Will the confidential Risk-based Capital Report be filed with the state of domicile, if required, by March 1?.....	YES
APRIL FILING		
5.	Will Management's Discussion and Analysis be filed by April 1?	YES
6.	Will the Supplemental Investment Risks Interrogatories be filed by April 1?	YES
7.	Will the Accident and Health Policy Experience Exhibit be filed by April 1?	YES
JUNE FILING		
8.	Will an audited financial report be filed by June 1?	YES
9.	Will Accountant's Letter of Qualifications be filed with the state of domicile and electronically with the NAIC by June 1?	YES
AUGUST FILING		
10.	Will Communication of Internal Control Related Matters Noted in Audit be filed with the state of domicile by August 1?	YES

The following supplemental reports are required to be filed as part of your annual statement filing. However, in the event that your company does not transact the type of business for which the special report must be filed, your response of NO to the specific interrogatory will be accepted in lieu of filing a "NONE" report and a bar code will be printed below. If the supplement is required of your company but is not being filed for whatever reason enter SEE EXPLANATION and provide an explanation following the interrogatory questions.

MARCH FILING		
11.	Will the Medicare Supplement Insurance Experience Exhibit be filed with the state of domicile and the NAIC by March 1?	NO
12.	Will the Supplemental Life data due March 1 be filed with the state of domicile and the NAIC?	NO
13.	Will the Supplemental Property/Casualty data due March 1 be filed with the state of domicile and the NAIC?.....	NO
14.	Will Schedule SIS (Stockholder Information Supplement) be filed with the state of domicile by March 1?.....	NO
15.	Will the actuarial opinion on participating and non-participating policies as required in Interrogatories 1 and 2 on Exhibit 5 to Life Supplement be filed with the state of domicile and electronically with the NAIC by March 1?.....	NO
16.	Will the actuarial opinion on non-guaranteed elements as required in Interrogatory 3 to Exhibit 5 to Life Supplement be filed with the state of domicile and electronically with the NAIC by March 1?.....	NO
17.	Will the Medicare Part D Coverage Supplement be filed with the state of domicile and the NAIC by March 1?.....	NO
18.	Will an approval from the reporting entity's state of domicile for relief related to the five-year rotation requirement for lead audit partner be filed electronically with the NAIC by March 1?	NO
19.	Will an approval from the reporting entity's state of domicile for relief related to the one-year cooling off period for independent CPA be filed electronically with the NAIC by March 1?	NO
20.	Will an approval from the reporting entity's state of domicile for relief related to the Requirements for Audit Committees be filed electronically with the NAIC by March 1?.....	NO
APRIL FILING		
21.	Will the Long-Term Care Experience Reporting Forms be filed with the state of domicile and the NAIC by April 1?	NO
22.	Will the Supplemental Life data due April 1 be filed with the state of domicile and the NAIC?	NO
23.	Will the Supplemental Property/Casualty Insurance Expense Exhibit due April 1 be filed with any state that requires it, and, if so, the NAIC?	NO
24.	Will the Supplemental Health Care Exhibit (Parts 1, 2 and 3) be filed with the state of domicile and the NAIC by April 1?	YES
25.	Will the regulator only (non-public) Supplemental Health Care Exhibit's Expense Allocation Report be filed with the state of domicile and the NAIC by April 1?	YES
AUGUST FILING		
26.	Will Management's Report of Internal Control Over Financial Reporting be filed with the state of domicile by August 1?	YES
Explanations:		
11.		
12.		
13.		
14.		
15.		
16.		
17.		
18.		
19.		
20.		
21.		
22.		
23.		

Bar Codes:

11.	Medicare Supplement Insurance Experience Exhibit [Document Identifier 360]	
12.	Life Supplement [Document Identifier 205]	
13.	Property/Casualty Supplement [Document Identifier 207]	
14.	SIS Stockholder Information Supplement [Document Identifier 420]	
15.	Participating Opinion for Exhibit 5 [Document Identifier 371]	
16.	Non-Guaranteed Opinion for Exhibit 5 [Document Identifier 370]	
17.	Medicare Part D Coverage Supplement [Document Identifier 365]	
18.	Relief from the five-year rotation requirement for lead audit partner [Document Identifier 224]	
19.	Relief from the one-year cooling off period for independent CPA [Document Identifier 225]	

ANNUAL STATEMENT FOR THE YEAR 2011 OF THE UnitedHealthcare of Ohio, Inc.

20.	Relief from the Requirements for Audit Committees [Document Identifier 226]	 9 5 1 8 6 2 0 1 1 2 2 6 0 0 0 0 0
21.	Long-Term Care Experience Reporting Forms [Document Identifier 306]	 9 5 1 8 6 2 0 1 1 3 0 6 0 0 0 0 0
22.	Life Supplement [Document Identifier 211]	 9 5 1 8 6 2 0 1 1 2 1 1 0 0 0 0 0
23.	Property/Casualty Supplement Insurance Expense Exhibit [Document Identifier 213]	 9 5 1 8 6 2 0 1 1 2 1 3 0 0 0 0 0

ALPHABETICAL INDEX

ANNUAL STATEMENT BLANK

Analysis of Operations By Lines of Business 7

Assets 2

Cash Flow 6

Exhibit 1 - Enrollment By Product Type for Health Business Only 17

Exhibit 2 - Accident and Health Premiums Due and Unpaid 18

Exhibit 3 - Health Care Receivables 19

Exhibit 4 - Claims Unpaid and Incentive Pool, Withhold and Bonus 20

Exhibit 5 - Amounts Due From Parent, Subsidiaries and Affiliates 21

Exhibit 6 - Amounts Due To Parent, Subsidiaries and Affiliates 22

Exhibit 7 - Part 1 - Summary of Transactions With Providers 23

Exhibit 7 - Part 2 - Summary of Transactions With Intermediaries 23

Exhibit 8 - Furniture, Equipment and Supplies Owned 24

Exhibit of Capital Gains (Losses) 15

Exhibit of Net Investment Income 15

Exhibit of Nonadmitted Assets 16

Exhibit of Premiums, Enrollment and Utilization (State Page) 29

Five-Year Historical Data 28

General Interrogatories 26

Jurat Page 1

Liabilities, Capital and Surplus 3

Notes To Financial Statements 25

Overflow Page For Write-ins 42

Schedule A - Part 1 E01

Schedule A - Part 2 E02

Schedule A - Part 3 E03

Schedule A - Verification Between Years SI02

Schedule B - Part 1 E04

Schedule B - Part 2 E05

Schedule B - Part 3 E06

Schedule B - Verification Between Years SI02

Schedule BA - Part 1 E07

Schedule BA - Part 2 E08

Schedule BA - Part 3 E09

Schedule BA - Verification Between Years SI03

Schedule D - Part 1 E10

Schedule D - Part 1A - Section 1 SI05

Schedule D - Part 1A - Section 2 SI08

Schedule D - Part 2 - Section 1 E11

Schedule D - Part 2 - Section 2 E12

Schedule D - Part 3 E13

Schedule D - Part 4 E14

Schedule D - Part 5 E15

Schedule D - Part 6 - Section 1 E16

Schedule D - Part 6 - Section 2 E16

Schedule D - Summary By Country SI04

Schedule D - Verification Between Years SI03

Schedule DA - Part 1 E17

Schedule DA - Verification Between Years SI10

Schedule DB - Part A - Section 1 E18

Schedule DB - Part A - Section 2 E19

Schedule DB - Part A - Verification Between Years SI11

Schedule DB - Part B - Section 1 E20

Schedule DB - Part B - Section 2 E21

Schedule DB - Part B - Verification Between Years SI11

Schedule DB - Part C - Section 1 SI12

Schedule DB - Part C - Section 2 SI13

Schedule DB - Part D E22

Schedule DB - Verification SI14

Schedule DL - Part 1 E23

Schedule DL - Part 2 E24

Schedule E - Part 1 - Cash E25

Schedule E - Part 2 - Cash Equivalents E26

Schedule E - Part 3 - Special Deposits E27

Schedule E - Verification Between Years SI15

ANNUAL STATEMENT BLANK (Continued)

Schedule S - Part 1 - Section 2	30
Schedule S - Part 2	31
Schedule S - Part 3 - Section 2	32
Schedule S - Part 4	33
Schedule S - Part 5	34
Schedule S - Part 6	35
Schedule T - Part 2 - Interstate Compact	37
Schedule T - Premiums and Other Considerations	36
Schedule Y - Information Concerning Activities of Insurer Members of a Holding Company Group	38
Schedule Y - Part 1A - Detail of Insurance Holding Company System	39
Schedule Y - Part 2 - Summary of Insurer's Transactions With Any Affiliates	40
Statement of Revenue and Expenses	4
Summary Investment Schedule	SI01
Supplemental Exhibits and Schedules Interrogatories	41
Underwriting and Investment Exhibit - Part 1	8
Underwriting and Investment Exhibit - Part 2	9
Underwriting and Investment Exhibit - Part 2A	10
Underwriting and Investment Exhibit - Part 2B	11
Underwriting and Investment Exhibit - Part 2C	12
Underwriting and Investment Exhibit - Part 2D	13
Underwriting and Investment Exhibit - Part 3	14