



Cigna Dental Health of Ohio, Inc.

a. Is this an original filing? Yes [X] No []

b. If no,

1. State the amendment number.....
2. Date filed
3. Number of pages attached.....

ANNUAL STATEMENT FOR THE YEAR 2011 OF THE CIGNA DENTAL HEALTH OF OH INC

EXHIBIT 2 - ACCIDENT AND HEALTH PREMIUMS DUE AND UNPAID

[illegible]

EXHIBIT 3 - HEALTH CARE RECEIVABLES

1 Name of Debtor	2 1 - 30 Days	3 31 - 60 Days	4 61 - 90 Days	5 Over 90 Days	6 Nonadmitted	7 Admitted
NONE						
0799999 Gross health care receivables						

EXHIBIT 4 - CLAIMS UNPAID AND INCENTIVE POOL, WITHHOLD AND BONUS (Reported and Unreported)

[illegible]

EXHIBIT 5 - AMOUNTS DUE FROM PARENT, SUBSIDIARIES AND AFFILIATES

21

ANNUAL STATEMENT FOR THE YEAR 2011 OF THE CIGNA DENTAL HEALTH OF OH INC

EXHIBIT 6 - AMOUNTS DUE TO PARENT, SUBSIDIARIES AND AFFILIATES

1 Affiliate	2 Description	3 Amount	4 Current	5 Non-Current
NONE				
0399999 Total gross payables				

EXHIBIT 7 - PART 2 - SUMMARY OF TRANSACTIONS WITH INTERMEDIARIES					
1	2	3	4	5	6
NAIC Code	Name of Intermediary	Capitation Paid	Average Monthly Capitation	Intermediary's Total Adjusted Capital	Intermediary's Authorized Control Level RBC
	NONE				
9999999 Totals			XXX	XXX	XXX

Exhibit 8 - Furniture and Equipment Owned

N O N E



ANNUAL STATEMENT FOR THE YEAR 2011 OF THE CIGNA DENTAL HEALTH OF OH INC

EXHIBIT OF PREMIUMS, ENROLLMENT AND UTILIZATION (a)

REPORT FOR: 1. CORPORATION

Cigna Dental Health of Ohio, Inc.

2. Sunrise, FL

NAIC Group Code		BUSINESS IN THE STATE OF		Grand Total		DURING THE YEAR		2011		(LOCATION)	
0901				Comprehensive (Hospital & Medical)						NAIC Company Code	
		1	2		3	4	5	6	7	8	9
		Total	Individual	Group	Medicare Supplement	Vision Only	Dental Only	Federal Employees Health Benefit Plan	Title XVIII Medicare	Title XIX Medicaid	Other
Total Members at end of:											
1. Prior Year	49,322	0	0	0	0	0	49,322	0	0	0	0
2. First Quarter	49,950	0	0	0	0	0	49,950	0	0	0	0
3. Second Quarter	49,552	0	0	0	0	0	49,552	0	0	0	0
4. Third Quarter	49,314	0	0	0	0	0	49,314	0	0	0	0
5. Current Year	49,290	0	0	0	0	0	49,290	0	0	0	0
6. Current Year Member Months	595,734	0	0	0	0	0	595,734	0	0	0	0
Total Member Ambulatory Encounters for Year:											
7. Physician	0	0	0	0	0	0	0	0	0	0	0
8. Non-Physician	0	0	0	0	0	0	0	0	0	0	0
9. Total	0	0	0	0	0	0	0	0	0	0	0
10. Hospital Patient Days Incurred	0	0	0	0	0	0	0	0	0	0	0
11. Number of Inpatient Admissions	0	0	0	0	0	0	0	0	0	0	0
12. Health Premiums Written (b)	9,519,308	0	0	0	0	0	9,519,308	0	0	0	0
13. Life Premiums Direct	0	0	0	0	0	0	0	0	0	0	0
14. Property/Casualty Premiums Written	0	0	0	0	0	0	0	0	0	0	0
15. Health Premiums Earned	9,519,308	0	0	0	0	0	9,519,308	0	0	0	0
16. Property/Casualty Premiums Earned	0	0	0	0	0	0	0	0	0	0	0
17. Amount Paid for Provision of Health Care Services	5,367,998	0	0	0	0	0	5,367,998	0	0	0	0
18. Amount Incurred for Provision of Health Care Services	5,279,426	0	0	0	0	0	5,279,426	0	0	0	0

(a) For health business: number of persons insured under PPO managed care products0 and number of persons insured under indemnity only products0 .

(b) For health premiums written: amount of Medicare Title XVIII exempt from state taxes or fees \$0

Schedule S - Part 1 - Section 2
N O N E

Schedule S - Part 2
N O N E

Schedule S - Part 3 - Section 2
N O N E

Schedule S - Part 4
N O N E

Schedule S - Part 4 - Bank Footnote
N O N E

Schedule S - Part 5
N O N E

Schedule S - Part 6
N O N E

SCHEDULE T - PART 2
INTERSTATE COMPACT - EXHIBIT OF PREMIUMS WRITTEN

Allocated by States and Territories

		Direct Business Only					
		1	2	3	4	5	6
States, Etc.		Life (Group and Individual)	Annuities (Group and Individual)	Disability Income (Group and Individual)	Long-Term Care (Group and Individual)	Deposit-Type Contracts	Totals
1.	Alabama	AL					
2.	Alaska	AK					
3.	Arizona	AZ					
4.	Arkansas	AR					
5.	California	CA					
6.	Colorado	CO					
7.	Connecticut	CT					
8.	Delaware	DE					
9.	District of Columbia	DC					
10.	Florida	FL					
11.	Georgia	GA					
12.	Hawaii	HI					
13.	Idaho	ID					
14.	Illinois	IL					
15.	Indiana	IN					
16.	Iowa	IA					
17.	Kansas	KS					
18.	Kentucky	KY					
19.	Louisiana	LA					
20.	Maine	ME					
21.	Maryland	MD					
22.	Massachusetts	MA					
23.	Michigan	MI					
24.	Minnesota	MN					
25.	Mississippi	MS					
26.	Missouri	MO					
27.	Montana	MT					
28.	Nebraska	NE					
29.	Nevada	NV					
30.	New Hampshire	NH					
31.	New Jersey	NJ					
32.	New Mexico	NM					
33.	New York	NY					
34.	North Carolina	NC					
35.	North Dakota	ND					
36.	Ohio	OH					
37.	Oklahoma	OK					
38.	Oregon	OR					
39.	Pennsylvania	PA					
40.	Rhode Island	RI					
41.	South Carolina	SC					
42.	South Dakota	SD					
43.	Tennessee	TN					
44.	Texas	TX					
45.	Utah	UT					
46.	Vermont	VT					
47.	Virginia	VA					
48.	Washington	WA					
49.	West Virginia	WV					
50.	Wisconsin	WI					
51.	Wyoming	WY					
52.	American Samoa	AS					
53.	Guam	GU					
54.	Puerto Rico	PR					
55.	U.S. Virgin Islands	VI					
56.	Northern Mariana Islands	MP					
57.	Canada	CN					
58.	Aggregate Other Alien	OT					
59.	Total						

NONE

ANNUAL STATEMENT FOR THE YEAR 2011 OF THE CIGNA DENTAL HEALTH OF OH INC

SCHEDULE Y

PART 1A - DETAIL OF INSURANCE HOLDING COMPANY SYSTEM

1	2	3	4	5	6	7	8	9	10	11	12	13	14	15
Group Code	Group Name	NAIC Company Code	Federal ID Number	Federal RSSD	CIK	Name of Securities Exchange if Publicly Traded (U.S. or International)	Names of Parent, Subsidiaries Or Affiliates	Domi-ciliary Location	Relationship to Reporting Entity	Directly Controlled by (Name of Entity/Person)	Type of Control (Ownership, Board, Management, Attorney-in-Fact, Influence, Other)	If Control is Owner-ship Provide Percen-tage	Ultimate Controlling Entity(ies)/Person(s)	*
	Cigna Group		06-1059331	1591167	0000701221	US	Cigna Corporation		UIP	Cigna Corporation	Ownership	100.000	Cigna Corporation	
	Cigna Group		06-1072796	1591167	0000701221	US	Cigna Holdings, Inc.		UIP	Cigna Corporation	Ownership	100.000	Cigna Corporation	
	Cigna Group		06-1095823	1591167	0000701221	US	Cigna Investment Group, Inc.		NIA	Cigna Corporation	Ownership	100.000	Cigna Corporation	
	Cigna Group		52-0291385	1591167	0000701221	US	Cigna International Finance, Inc.		NIA	Cigna Corporation	Ownership	100.000	Cigna Corporation	
	Cigna Group		23-1914061	1591167	0000701221	US	Former Cigna Investments, Inc (formerly Cigna Investments, Inc.)		NIA	Cigna Corporation	Ownership	100.000	Cigna Corporation	
	Cigna Group		06-0861092	1591167	0000701221	US	Cigna Investments, Inc. (formerly Cigna Investment Advisors, Inc.)		NIA	Cigna Corporation	Ownership	100.000	Cigna Corporation	
	Cigna Group		06-1336442	1591167	0000701221	US	Cigna Mezzanine Partners III, Inc.		NIA	Cigna Corporation	Ownership	100.000	Cigna Corporation	
	Cigna Group		01-0947889	1591167	0000701221	US	Cigna Benefits Financing, Inc.	DE	NIA	Cigna Corporation	Ownership	100.000	Cigna Corporation	
	Cigna Group		06-0840391	1591167	0000701221	US	Connecticut General Corporation		UDP	Cigna Corporation	Ownership	100.000	Cigna Corporation	
	Cigna Group		81-0585518	1591167	0000701221	US	Benefit Management Corporation		NIA	Cigna Corporation	Ownership	100.000	Cigna Corporation	
	Cigna Group	12814	20-4433475	1591167	0000701221	US	Allegiance Life & Health Insurance Company	MT	JA	Cigna Corporation	Ownership	100.000	Cigna Corporation	
	Cigna Group		20-3851464	1591167	0000701221	US	Allegiance Re, Inc.	MT	NIA	Cigna Corporation	Ownership	100.000	Cigna Corporation	
	Cigna Group	13733	03-0452349	1591167	0000701221	US	Cigna Arbor Life Insurance Company	CT	JA	Cigna Corporation	Ownership	100.000	Cigna Corporation	
	Cigna Group		06-1280320	1591167	0000701221	US	Cigna Benefits Processing Ireland Ltd.		JA	Cigna Corporation	Ownership	100.000	Cigna Corporation	
	Cigna Group		41-1648670	1591167	0000701221	US	Cigna Behavioral Health, Inc.		NIA	Cigna Corporation	Ownership	100.000	Cigna Corporation	
	Cigna Group		94-3107309	1591167	0000701221	US	Cigna Behavioral Health of California, Inc.		JA	Cigna Corporation	Ownership	100.000	Cigna Corporation	
	Cigna Group		59-2308055	1591167	0000701221	US	Cigna Dental Health, Inc.		NIA	Cigna Corporation	Ownership	100.000	Cigna Corporation	
	Cigna Group		59-2600475	1591167	0000701221	US	Cigna Dental Health Of California, Inc.	CA	JA	Cigna Corporation	Ownership	100.000	Cigna Corporation	
	Cigna Group	11175	59-2675861	1591167	0000701221	US	Cigna Dental Health Of Colorado, Inc.	CO	JA	Cigna Corporation	Ownership	100.000	Cigna Corporation	
	Cigna Group		59-2676987	1591167	0000701221	US	Cigna Dental Health Of Delaware, Inc.		JA	Cigna Corporation	Ownership	100.000	Cigna Corporation	
	Cigna Group	95380	59-2676987	1591167	0000701221	US	Cigna Dental Health Of Florida, Inc.	DE	JA	Cigna Corporation	Ownership	100.000	Cigna Corporation	
	Cigna Group	52021	59-1611217	1591167	0000701221	US	Cigna Dental Health of Illinois, Inc.	FL	JA	Cigna Corporation	Ownership	100.000	Cigna Corporation	
	Cigna Group		06-1351097	1591167	0000701221	US	Cigna Dental Health Of Kansas, Inc.		JA	Cigna Corporation	Ownership	100.000	Cigna Corporation	
	Cigna Group	52024	59-2625350	1591167	0000701221	US	Cigna Dental Health Of Kentucky, Inc.	IL	JA	Cigna Corporation	Ownership	100.000	Cigna Corporation	
	Cigna Group		59-2619589	1591167	0000701221	US	Cigna Dental Health Of Missouri, Inc.	KS	JA	Cigna Corporation	Ownership	100.000	Cigna Corporation	
	Cigna Group	52108	59-2619589	1591167	0000701221	US	Cigna Dental Health Of Missouri, Inc.	KY	JA	Cigna Corporation	Ownership	100.000	Cigna Corporation	
	Cigna Group		06-1582068	1591167	0000701221	US	Cigna Dental Health Of New Jersey, Inc.		JA	Cigna Corporation	Ownership	100.000	Cigna Corporation	
	Cigna Group	11160	06-1582068	1591167	0000701221	US	Cigna Dental Health Of New Jersey, Inc.	MO	JA	Cigna Corporation	Ownership	100.000	Cigna Corporation	
	Cigna Group	11167	59-2308062	1591167	0000701221	US	Cigna Dental Health Of North Carolina, Inc.	NJ	JA	Cigna Corporation	Ownership	100.000	Cigna Corporation	
	Cigna Group		56-1803464	1591167	0000701221	US	Cigna Dental Health Of Ohio, Inc.		JA	Cigna Corporation	Ownership	100.000	Cigna Corporation	
	Cigna Group	95179	56-1803464	1591167	0000701221	US	Cigna Dental Health Of Ohio, Inc.	NC	JA	Cigna Corporation	Ownership	100.000	Cigna Corporation	
	Cigna Group	47805	59-2579774	1591167	0000701221	US	Cigna Dental Health Of Pennsylvania, Inc.	OH	JA	Cigna Corporation	Ownership	100.000	Cigna Corporation	
	Cigna Group		52-1220578	1591167	0000701221	US	Cigna Dental Health Of Texas, Inc.		JA	Cigna Corporation	Ownership	100.000	Cigna Corporation	
	Cigna Group	47041	52-1220578	1591167	0000701221	US	Cigna Dental Health Of Texas, Inc.	PA	JA	Cigna Corporation	Ownership	100.000	Cigna Corporation	
	Cigna Group	95037	59-2676977	1591167	0000701221	US	Cigna Dental Health Of Virginia, Inc.	TX	JA	Cigna Corporation	Ownership	100.000	Cigna Corporation	
	Cigna Group		52-2188914	1591167	0000701221	US	Cigna Dental Health Plan Of Arizona, Inc.		JA	Cigna Corporation	Ownership	100.000	Cigna Corporation	
	Cigna Group	52617	52-2188914	1591167	0000701221	US	Cigna Dental Health Plan Of Arizona, Inc.	VA	JA	Cigna Corporation	Ownership	100.000	Cigna Corporation	
	Cigna Group		86-0807222	1591167	0000701221	US	Cigna Dental Health Of Maryland, Inc.		JA	Cigna Corporation	Ownership	100.000	Cigna Corporation	
	Cigna Group	47013	86-0807222	1591167	0000701221	US	Cigna Dental Health Of Maryland, Inc.	AZ	JA	Cigna Corporation	Ownership	100.000	Cigna Corporation	
	Cigna Group		59-2740468	1591167	0000701221	US	Cigna Health Corporation		JA	Cigna Corporation	Ownership	100.000	Cigna Corporation	
	Cigna Group	48119	59-2740468	1591167	0000701221	US	Cigna Health Corporation	DE	JA	Cigna Corporation	Ownership	100.000	Cigna Corporation	
	Cigna Group		62-1312478	1591167	0000701221	US	Cigna Health Corporation		NIA	Cigna Corporation	Ownership	100.000	Cigna Corporation	

SCHEDULE Y

PART 1A - DETAIL OF INSURANCE HOLDING COMPANY SYSTEM

1	2	3	4	5	6	7	8	9	10	11	12	13	14	15
Group Code	Group Name	NAIC Company Code	Federal ID Number	Federal RSSD	CIK	Name of Securities Exchange if Publicly Traded (U.S. or International)	Names of Parent, Subsidiaries Or Affiliates	Domi-ciliary Location	Relationship to Reporting Entity	Directly Controlled by (Name of Entity/Person)	Type of Control (Ownership, Board, Management, Attorney-in-Fact, Influence, Other)	If Control is Owner-ship Provide Percen-tage	Ultimate Controlling Entity(ies)/Person(s)	*
	Cigna Group		02-0387748	1591167	0000701221	US	Healthsource, Inc.	NH	NIA	Cigna Corporation	Ownership	100.000	Cigna Corporation	
	Cigna Group	95125	86-0334392	1591167	0000701221	US	Cigna HealthCare of Arizona, Inc.	AZ	JA	Cigna Corporation	Ownership	100.000	Cigna Corporation	
	Cigna Group		95-3310115	1591167	0000701221	US	Cigna HealthCare of California, Inc.	CA	JA	Cigna Corporation	Ownership	100.000	Cigna Corporation	
	Cigna Group	95604	84-1004500	1591167	0000701221	US	Cigna HealthCare of Colorado, Inc.	CO	JA	Cigna Corporation	Ownership	100.000	Cigna Corporation	
							Cigna HealthCare of Connecticut, Inc.							
	Cigna Group	95660	06-1141174	1591167	0000701221	US		CT	JA	Cigna Corporation	Ownership	100.000	Cigna Corporation	
	Cigna Group	95136	59-2089259	1591167	0000701221	US	Cigna HealthCare of Florida, Inc.	FL	JA	Cigna Corporation	Ownership	100.000	Cigna Corporation	
	Cigna Group	95602	36-3385638	1591167	0000701221	US	Cigna HealthCare of Illinois, Inc.	IL	JA	Cigna Corporation	Ownership	100.000	Cigna Corporation	
	Cigna Group	95477	01-0418220	1591167	0000701221	US	Cigna HealthCare of Maine, Inc.	ME	JA	Cigna Corporation	Ownership	100.000	Cigna Corporation	
							Cigna HealthCare of Massachusetts, Inc.							
	Cigna Group	95220	02-0402111	1591167	0000701221	US		MA	JA	Cigna Corporation	Ownership	100.000	Cigna Corporation	
	Cigna Group	95599	52-1404350	1591167	0000701221	US	Cigna HealthCare Mid-Atlantic, Inc.	MD	JA	Cigna Corporation	Ownership	100.000	Cigna Corporation	
							Cigna HealthCare of New Hampshire, Inc.							
	Cigna Group	95493	02-0387749	1591167	0000701221	US		MA	JA	Cigna Corporation	Ownership	100.000	Cigna Corporation	
	Cigna Group	95500	22-2720890	1591167	0000701221	US	Cigna HealthCare of New Jersey, Inc.	ME	JA	Cigna Corporation	Ownership	100.000	Cigna Corporation	
							Cigna HealthCare of Pennsylvania, Inc.							
	Cigna Group	95121	23-2301807	1591167	0000701221	US		PA	JA	Cigna Corporation	Ownership	100.000	Cigna Corporation	
	Cigna Group	95635	36-3359925	1591167	0000701221	US	Cigna HealthCare of St. Louis, Inc.	MO	JA	Cigna Corporation	Ownership	100.000	Cigna Corporation	
	Cigna Group	95518	62-1230908	1591167	0000701221	US	Cigna HealthCare of Utah, Inc.	UT	JA	Cigna Corporation	Ownership	100.000	Cigna Corporation	
	Cigna Group	96229	58-1641057	1591167	0000701221	US	Cigna HealthCare of Georgia, Inc.	GA	JA	Cigna Corporation	Ownership	100.000	Cigna Corporation	
	Cigna Group	95383	74-2767437	1591167	0000701221	US	Cigna HealthCare of Texas, Inc.	TX	JA	Cigna Corporation	Ownership	100.000	Cigna Corporation	
	Cigna Group	95525	35-1679172	1591167	0000701221	US	Cigna HealthCare of Indiana, Inc.	IN	JA	Cigna Corporation	Ownership	100.000	Cigna Corporation	
	Cigna Group	95488	11-2758941	1591167	0000701221	US	Cigna HealthCare of New York, Inc.	NY	JA	Cigna Corporation	Ownership	100.000	Cigna Corporation	
	Cigna Group	95606	62-1218053	1591167	0000701221	US	Cigna HealthCare of Tennessee, Inc.	TN	JA	Cigna Corporation	Ownership	100.000	Cigna Corporation	
							Cigna HealthCare of North Carolina, Inc.							
	Cigna Group	95132	56-1479515	1591167	0000701221	US		NC	JA	Cigna Corporation	Ownership	100.000	Cigna Corporation	
							Cigna HealthCare of South Carolina, Inc.							
	Cigna Group	95708	06-1185590	1591167	0000701221	US		SC	JA	Cigna Corporation	Ownership	100.000	Cigna Corporation	
							Temple Insurance Company Limited (Bermuda)							
	Cigna Group		00-0000000	1591167	0000701221	US			JA	Cigna Corporation	Ownership	100.000	Cigna Corporation	
	Cigna Group		00-0000000	1591167	0000701221	US	Managed Care Consultants, Inc.		NIA	Cigna Corporation	Ownership	100.000	Cigna Corporation	
	Cigna Group		84-0985843	1591167	0000701221	US	Cigna Healthcare Holdings, Inc.		NIA	Cigna Corporation	Ownership	100.000	Cigna Corporation	
	Cigna Group	95379	93-1142460	1591167	0000701221	US	Cigna Healthcare - Pacific, Inc.	CA	JA	Cigna Corporation	Ownership	100.000	Cigna Corporation	
							Great-West Healthcare of Illinois, Inc.							
	Cigna Group	95388	93-1174749	1591167	0000701221	US		IL	JA	Cigna Corporation	Ownership	100.000	Cigna Corporation	
	Cigna Group		AA-1560515	1591167	0000701221	US	Cigna Life Insurance Co. of Canada		JA	Cigna Corporation	Ownership	100.000	Cigna Corporation	
							Cigna Life Insurance Company of New York							
	Cigna Group	64548	13-2556568	3281743	0000701221	US		NY	JA	Cigna Corporation	Ownership	100.000	Cigna Corporation	
	Cigna Group		80-0765122	1591167	0000701221	US	Cigna Magnolia Corp		NIA	Cigna Corporation	Ownership	100.000	Cigna Corporation	
							Connecticut General Life Insurance Company							
	Cigna Group	62308	06-0303370	1591167	0000701221	US		CT		Cigna Corporation	Ownership	100.000	Cigna Corporation	
	Cigna Group		27-5402936	1591167	0000701221	US	CARING - Albuquerque, LLC	DE	DS	Cigna Corporation	Ownership	100.000	Cigna Corporation	
	Cigna Group		06-0303370	1591167	0000701221	US	CG Gillette Ridge, LLC		DS	Cigna Corporation	Ownership	100.000	Cigna Corporation	
	Cigna Group		06-0303370	1591167	0000701221	US	CG Lincoln Square, LLC		DS	Cigna Corporation	Ownership	100.000	Cigna Corporation	
	Cigna Group		06-0303370	1591167	0000701221	US	CG Merrick, LLC		DS	Cigna Corporation	Ownership	100.000	Cigna Corporation	
	Cigna Group		06-0303370	1591167	0000701221	US	CG Morrison LLC		DS	Cigna Corporation	Ownership	100.000	Cigna Corporation	
	Cigna Group		06-0303370	1591167	0000701221	US	CG Mystic Center LLC		DS	Cigna Corporation	Ownership	100.000	Cigna Corporation	
	Cigna Group		06-0303370	1591167	0000701221	US	CG Mystic Land LLC		DS	Cigna Corporation	Ownership	100.000	Cigna Corporation	
	Cigna Group		06-0303370	1591167	0000701221	US	CG Pinnacle, LLC		DS	Cigna Corporation	Ownership	100.000	Cigna Corporation	
	Cigna Group		06-0303370	1591167	0000701221	US	CG Skyline, LLC		DS	Cigna Corporation	Ownership	100.000	Cigna Corporation	
	Cigna Group		41-2189110	1591167	0000701221	US	CG-LINA Realty Investors LLC	DE	DS	Cigna Corporation	Ownership	100.000	Cigna Corporation	

ANNUAL STATEMENT FOR THE YEAR 2011 OF THE CIGNA DENTAL HEALTH OF OH INC

SCHEDULE Y

PART 1A - DETAIL OF INSURANCE HOLDING COMPANY SYSTEM

1	2	3	4	5	6	7	8	9	10	11	12	13	14	15
Group Code	Group Name	NAIC Company Code	Federal ID Number	Federal RSSD	CIK	Name of Securities Exchange if Publicly Traded (U.S. or International)	Names of Parent, Subsidiaries Or Affiliates	Domi-ciliary Location	Relationship to Reporting Entity	Directly Controlled by (Name of Entity/Person)	Type of Control (Ownership, Board, Management, Attorney-in-Fact, Influence, Other)	If Control is Owner-ship Provide Percen-tage	Ultimate Controlling Entity(ies)/Person(s)	*
	Cigna Group		80-0668090	1591167	0000701221	US	CG-LINA Alessandro II LLC	DE	DS	Cigna Corporation	Ownership.....	100.000	Cigna Corporation	
	Cigna Group		45-2242273	1591167	0000701221	US	115 Sansome Street Associates, LLC	DE	DS	Cigna Corporation	Ownership.....	100.000	Cigna Corporation	
	Cigna Group		26-4032640	1591167	0000701221	US	CG-LINA 10 Brookline, LLC	DE	DS	Cigna Corporation	Ownership.....	100.000	Cigna Corporation	
							Cigna Affiliates Realty Investment Group, LLC	DE	DS	Cigna Corporation	Ownership.....	100.000	Cigna Corporation	
	Cigna Group		27-5402196	1591167	0000701221	US	Cigna Dulles Town, LLC		DS	Cigna Corporation	Ownership.....	100.000	Cigna Corporation	
	Cigna Group		06-0303370	1591167	0000701221	US	CORAC, LLC		DS	Cigna Corporation	Ownership.....	100.000	Cigna Corporation	
							Bridgepoint Office Park Associates, LLC	DE	DS	Cigna Corporation	Ownership.....	100.000	Cigna Corporation	
	Cigna Group		27-3923999	1591167	0000701221	US	Fairway Center Associates, LLC	DE	DS	Cigna Corporation	Ownership.....	100.000	Cigna Corporation	
	Cigna Group		27-3126102	1591167	0000701221	US	Henry on the Park Associates, LLC	DE	DS	Cigna Corporation	Ownership.....	100.000	Cigna Corporation	
	Cigna Group		27-3582688	1591167	0000701221	US	Cigna Health and Life Insurance Company	CT	DS	Cigna Corporation	Ownership.....	100.000	Cigna Corporation	
	Cigna Group67369	59-1031071	1591167	0000701221	US	CarePlexus, LLC	DE	DS	Cigna Corporation	Ownership.....	100.000	Cigna Corporation	
	Cigna Group		45-2681649	1591167	0000701221	US	Cigna Corporate Services, LLC	DE	DS	Cigna Corporation	Ownership.....	100.000	Cigna Corporation	
	Cigna Group		27-3396038	1591167	0000701221	US	Cigna Insurance Agency, LLC	CT	DS	Cigna Corporation	Ownership.....	100.000	Cigna Corporation	
	Cigna Group		27-1903785	1591167	0000701221	US	Cigna Health Management, Inc	DE	NIA	Cigna Corporation	Ownership.....	100.000	Cigna Corporation	
	Cigna Group		23-1728483	1591167	0000701221	US	Kronos Optional Health Company Life Insurance Company of North America	AZ	NIA	Cigna Corporation	Ownership.....	100.000	Cigna Corporation	
	Cigna Group65498	23-1503749	1591167	0000701221	US	Cigna & CMC Life Insurance Company Limited (China) (50%)	PA	JA	Cigna Corporation	Ownership.....	100.000	Cigna Corporation	
	Cigna Group		00-0000000	1591167	0000701221	US	LINA Life Insurance Company of Korea		JA	Cigna Corporation	Ownership.....	100.000	Cigna Corporation	
	Cigna Group		00-0000000	1591167	0000701221	US	Tel-Drug, Inc.		JA	Cigna Corporation	Ownership.....	100.000	Cigna Corporation	
	Cigna Group		46-0427127	1591167	0000701221	US	Vielife Holdings Limited (United Kingdom)		NIA	Cigna Corporation	Ownership.....	100.000	Cigna Corporation	
	Cigna Group		00-0000000	1591167	0000701221	US	Vielife Limited (United Kingdom)		NIA	Cigna Corporation	Ownership.....	100.000	Cigna Corporation	
	Cigna Group		51-0389196	1591167	0000701221	US	Cigna Global Holdings, Inc.		NIA	Cigna Corporation	Ownership.....	100.000	Cigna Corporation	
							Cigna International Corporation, Inc	DE	NIA	Cigna Corporation	Ownership.....	100.000	Cigna Corporation	
	Cigna Group		51-0111677	1591167	0000701221	US	Cigna International Services	DE	NIA	Cigna Corporation	Ownership.....	100.000	Cigna Corporation	
	Cigna Group		23-2610178	1591167	0000701221	US	Cigna International Marketing (Thailand) Limited		NIA	Cigna Corporation	Ownership.....	100.000	Cigna Corporation	
	Cigna Group		30-3087621	1591167	0000701221	US	Cigna Global Reinsurance Company, Ltd. (Bermuda)		JA	Cigna Corporation	Ownership.....	100.000	Cigna Corporation	
	Cigna Group		98-0210110	1591167	0000701221	US	Cigna Holdings Overseas, Inc.		NIA	Cigna Corporation	Ownership.....	100.000	Cigna Corporation	
	Cigna Group		23-3009279	1591167	0000701221	US	Cigna Bellevue Alpha LLC		NIA	Cigna Corporation	Ownership.....	100.000	Cigna Corporation	
	Cigna Group		00-0000000	1591167	0000701221	US	Cigna Hayat Sigorta, A.S.		JA	Cigna Corporation	Ownership.....	100.000	Cigna Corporation	
	Cigna Group		00-0000000	1591167	0000701221	US	Cigna Nederland Alpha Cooperatief U.A.		NIA	Cigna Corporation	Ownership.....	100.000	Cigna Corporation	
	Cigna Group		00-0000000	1591167	0000701221	US	Cigna Nederland Beta B.V.		NIA	Cigna Corporation	Ownership.....	100.000	Cigna Corporation	
	Cigna Group		00-0000000	1591167	0000701221	US	Cigna Nederland Gamma B.V.		NIA	Cigna Corporation	Ownership.....	100.000	Cigna Corporation	
							Cigna Life Insurance Co. of Europe S.A.-N.V.		JA	Cigna Corporation	Ownership.....	100.000	Cigna Corporation	
	Cigna Group		AA-1240009	1591167	0000701221	US	Cigna Europe Insurance Company S.A.-N.V.		JA	Cigna Corporation	Ownership.....	100.000	Cigna Corporation	
	Cigna Group		00-0000000	1591167	0000701221	US	Cigna European Services (UK) Limited		NIA	Cigna Corporation	Ownership.....	100.000	Cigna Corporation	
	Cigna Group		00-0000000	1591167	0000701221	US	Cigna Health Solution India Pvt. Ltd.		NIA	Cigna Corporation	Ownership.....	100.000	Cigna Corporation	
	Cigna Group		00-0000000	1591167	0000701221	US			NIA	Cigna Corporation	Ownership.....	100.000	Cigna Corporation	

ANNUAL STATEMENT FOR THE YEAR 2011 OF THE CIGNA DENTAL HEALTH OF OH INC

SCHEDULE Y

PART 1A - DETAIL OF INSURANCE HOLDING COMPANY SYSTEM

1	2	3	4	5	6	7	8	9	10	11	12	13	14	15
Group Code	Group Name	NAIC Company Code	Federal ID Number	Federal RSSD	CIK	Name of Securities Exchange if Publicly Traded (U.S. or International)	Names of Parent, Subsidiaries Or Affiliates	Domi-ciliary Location	Relationship to Reporting Entity	Directly Controlled by (Name of Entity/Person)	Type of Control (Ownership, Board, Management, Attorney-in-Fact, Influence, Other)	If Control is Owner-ship Provide Percen-tage	Ultimate Controlling Entity(ies)/Person(s)	*
	Cigna Group		00-0000000	1591167	0000701221	US	Cigna International Services Australia Pty Ltd		NIA	Cigna Corporation	Ownership	100.000	Cigna Corporation	
	Cigna Group		00-0000000	1591167	0000701221	US	Cigna Apac Holdings Limited (New Zealand)		NIA	Cigna Corporation	Ownership	100.000	Cigna Corporation	
	Cigna Group		00-0000000	1591167	0000701221	US	Cigna Life Insurance New Zealand Limited (New Zealand)		JA	Cigna Corporation	Ownership	100.000	Cigna Corporation	
	Cigna Group		00-0000000	1591167	0000701221		Cigna Taiwan Life Assurance Company Limited (New Zealand)		JA	Cigna Corporation	Ownership	100.000	Cigna Corporation	
	Cigna Group		00-0000000	1591167	0000701221	US	Cigna Taiwan Life Insurance Company Limited (New Zealand)		JA	Cigna Corporation	Ownership	100.000	Cigna Corporation	
	Cigna Group		00-0000000	1591167	0000701221	US	Cigna Hong Kong Holdings Company Limited		NIA	Cigna Corporation	Ownership	100.000	Cigna Corporation	
	Cigna Group		00-0000000	1591167	0000701221		Cigna Data Services (Shanghai) Company Limited (China)		NIA	Cigna Corporation	Ownership	100.000	Cigna Corporation	
	Cigna Group		00-0000000	1591167	0000701221	US	Cigna HLA Technology Services Limited (Hong Kong)		NIA	Cigna Corporation	Ownership	100.000	Cigna Corporation	
	Cigna Group		00-0000000	1591167	0000701221	US	Cigna Worldwide General Insurance Company Limited		JA	Cigna Corporation	Ownership	100.000	Cigna Corporation	
	Cigna Group		00-0000000	1591167	0000701221	US	Cigna Worldwide Life Insurance Company Limited		JA	Cigna Corporation	Ownership	100.000	Cigna Corporation	
	Cigna Group		00-0000000	1591167	0000701221	US	PT GAR Indonesia		NIA	Cigna Corporation	Ownership	100.000	Cigna Corporation	
	Cigna Group		00-0000000	1591167	0000701221	US	PT PGU Indonesia		NIA	Cigna Corporation	Ownership	100.000	Cigna Corporation	
	Cigna Group		00-0000000	1591167	0000701221	US	RHP (Thailand) Limited		NIA	Cigna Corporation	Ownership	100.000	Cigna Corporation	
	Cigna Group		00-0000000	1591167	0000701221	US	Cigna Brokerage Services (Thailand) Limited		NIA	Cigna Corporation	Ownership	100.000	Cigna Corporation	
	Cigna Group		00-0000000	1591167	0000701221	US	Cigna Non-Life Insurance Brokerage (Thailand) Limited		NIA	Cigna Corporation	Ownership	100.000	Cigna Corporation	
	Cigna Group		00-0000000	1591167	0000701221	US	KDM (Thailand) Limited (Thailand)		NIA	Cigna Corporation	Ownership	100.000	Cigna Corporation	
	Cigna Group		00-0000000	1591167	0000701221	US	Cigna Insurance Public Company Limited		JA	Cigna Corporation	Ownership	100.000	Cigna Corporation	
	Cigna Group		00-0000000	1591167	0000701221	US	Cigna Global Insurance Company Limited (Guernsey)		JA	Cigna Corporation	Ownership	100.000	Cigna Corporation	
	Cigna Group		00-0000000	1591167	0000701221	US	Vanbreda International (Brussels)		NIA	Cigna Corporation	Ownership	100.000	Cigna Corporation	
	Cigna Group		00-0000000	1591167	0000701221	US	Vanbreda International Sdn. Bhd. (Malaysia)		NIA	Cigna Corporation	Ownership	100.000	Cigna Corporation	
	Cigna Group		00-0000000	1591167	0000701221	US	Vanbreda International (Beijing) Consultants and Administrators Co., Ltd (China)		NIA	Cigna Corporation	Ownership	100.000	Cigna Corporation	
	Cigna Group		00-0000000	1591167	0000701221	US	Vanbreda International, LLC (FL)		NIA	Cigna Corporation	Ownership	100.000	Cigna Corporation	
	Cigna Group		00-0000000	1591167	0000701221	US	Informatica J. Van Breda & Co NV (30% Belgium)		NIA	Cigna Corporation	Ownership	100.000	Cigna Corporation	
	Cigna Group		00-0000000	1591167	0000701221	US	Vanbreta International (Dubai) Limited (United Arab Emirates)		NIA	Cigna Corporation	Ownership	100.000	Cigna Corporation	
	Cigna Group	90859	23-2088429	1591167	0000701221	US	Cigna Worldwide Insurance Company	DE	JA	Cigna Corporation	Ownership	100.000	Cigna Corporation	
	Cigna Group		AA-5360003	1591167	0000701221	US	PT. Asuransi Cigna (Indonesia) (80%)		JA	Cigna Corporation	Ownership	100.000	Cigna Corporation	
	Cigna Group		00-0000000	1591167	0000701221	US	FirstAssist Group Holdings Limited (UK)		NIA	Cigna Corporation	Ownership	100.000	Cigna Corporation	
	Cigna Group		00-0000000	1591167	0000701221	US	FirstAssist Group Limited (UK)		NIA	Cigna Corporation	Ownership	100.000	Cigna Corporation	
	Cigna Group		00-0000000	1591167	0000701221	US	FirstAssist Administration Limited (UK)		NIA	Cigna Corporation	Ownership	100.000	Cigna Corporation	
	Cigna Group		00-0000000	1591167	0000701221	US	Brighter Business Limited (UK)		NIA	Cigna Corporation	Ownership	100.000	Cigna Corporation	

SCHEDULE Y

PART 1A - DETAIL OF INSURANCE HOLDING COMPANY SYSTEM

1	2	3	4	5	6	7	8	9	10	11	12	13	14	15
Group Code	Group Name	NAIC Company Code	Federal ID Number	Federal RSSD	CIK	Name of Securities Exchange if Publicly Traded (U.S. or International)	Names of Parent, Subsidiaries Or Affiliates	Domi-ciliary Location	Relationship to Reporting Entity	Directly Controlled by (Name of Entity/Person)	Type of Control (Ownership, Board, Management, Attorney-in-Fact, Influence, Other)	If Control is Owner-ship Provide Percen-tage	Ultimate Controlling Entity(ies)/Person(s)	*
.....	Cigna Group	00-0000000	1591167	0000701221	US	FirstAssist Legal Protection Limited (UK)JA.....	Cigna Corporation	Ownership.....	..100.000	Cigna Corporation
.....	Cigna Group	00-0000000	1591167	0000701221	US	FirstAssist Insurance Services Limited (UK)JA.....	Cigna Corporation	Ownership.....	..100.000	Cigna Corporation

Asterisk	Explanation

SCHEDULE Y

PART 2 - SUMMARY OF INSURER'S TRANSACTIONS WITH ANY AFFILIATES

1	2	3	4	5	6	7	8	9	10	11	12	13
NAIC Company Code	Federal ID Number	Names of Insurers and Parent, Subsidiaries or Affiliates	Shareholder Dividends	Capital Contributions	Purchases, Sales or Exchanges of Loans, Securities, Real Estate, Mortgage Loans or Other Investments	Income/ (Disbursements) Incurred in Connection with Guarantees or Undertakings for the Benefit of any Affiliate(s)	Management Agreements and Service Contracts	Income/ (Disbursements) Incurred Under Reinsurance Agreements	*	Any Other Material Activity Not in the Ordinary Course of the Insurer's Business	Totals	Reinsurance Recoverable/ (Payable) on Losses and/or Reserve Credit Taken/(Liability)
00000	06-1059331	CIGNA Corporation	1,119,079,144	0	0	170,500	(8,251,579)	0		0	1,110,998,065	0
00000	06-1072796	CIGNA Holdings, Inc.	0	(423,693,285)	0	0	0	0		0	(423,693,285)	0
00000	06-1095823	CIGNA Investment Group, Inc.	0	0	0	0	0	0		0	0	0
00000	51-0291385	CIGNA International Finance, Inc.	0	0	0	0	0	0		0	0	0
00000	23-1914061	Former CIGNA Investments, Inc. (formerly CIGNA Investments, Inc.)	0	0	0	0	26,546,721	0		0	26,546,721	0
00000	06-0861092	CIGNA Investments, Inc. (formerly Cigna Investment Advisors, Inc.)	0	0	0	0	8,912,814	0		0	8,912,814	0
00000	06-1336442	CIGNA Mezzanine Partners III, Inc.	0	0	0	0	0	0		0	0	0
00000	01-0947889	CIGNA Benefits Financing, Inc.	0	0	0	0	1,961,448	0		0	1,961,448	0
00000	06-0840391	Connecticut General Corporation	38,000,000	0	0	0	(15,399,533)	0		0	22,600,467	0
00000	81-0585518	Benefit Management Corporation	0	0	0	0	0	0		0	0	0
12814	20-4433475	Allegiance Life & Health Insurance Company	0	0	0	0	(15,088)	0		0	(15,088)	667,191
00000	20-3851464	Allegiance Re, Inc.	0	0	0	0	0	0		0	0	0
13733	03-0452349	CIGNA Arbor Life Insurance Company	0	150,000,000	0	0	(11,826,223)	1,958,027,613		0	2,096,201,390	1,596,491,952
00000	06-1280320	CIGNA Benefits Processing Ireland Ltd.	(2,000,000)	0	0	0	0	0		0	(2,000,000)	0
00000	41-1648670	CIGNA Behavioral Health, Inc.	(55,000,000)	0	0	0	(58,483,464)	0		0	(113,483,464)	0
00000	94-3107309	CIGNA Behavioral Health of California, Inc.	0	0	0	0	0	0		0	0	0
00000	59-2308055	CIGNA Dental Health, Inc.	(39,680,853)	0	0	0	39,665,994	0		0	(14,859)	0
00000	59-2600475	CIGNA Dental Health Of California, Inc.	(13,750,000)	0	0	0	28,596	0		0	(13,721,404)	0
11175	59-2675861	CIGNA Dental Health Of Colorado, Inc.	(1,200,000)	0	0	0	(1,009,144)	0		0	(2,209,144)	0
95380	59-2676987	CIGNA Dental Health Of Delaware, Inc.	0	0	0	0	(12,162)	0		0	(12,162)	0
52021	59-1611217	CIGNA Dental Health Of Florida, Inc.	(6,000,000)	0	0	0	(3,861,162)	0		0	(9,861,162)	0
00000	06-1351097	CIGNA Dental Health of Illinois, Inc.	0	0	0	0	(105)	0		0	(105)	0
52024	59-2625350	CIGNA Dental Health Of Kansas, Inc.	(300,000)	0	0	0	(186,252)	0		0	(486,252)	0
52108	59-2619589	CIGNA Dental Health Of Kentucky, Inc.	(100,000)	0	0	0	(135,063)	0		0	(235,063)	0
11160	06-1582068	CIGNA Dental Health Of Missouri, Inc.	(800,000)	0	0	0	(655,477)	0		0	(1,455,477)	0
11167	59-2308062	CIGNA Dental Health Of New Jersey, Inc.	(900,000)	0	0	0	(1,517,128)	0		0	(2,417,128)	0
95179	56-1803464	CIGNA Dental Health Of North Carolina, Inc.	0	0	0	0	(519,159)	0		0	(519,159)	0
47805	59-2579774	CIGNA Dental Health Of Ohio, Inc.	(2,175,000)	0	0	0	(1,092,542)	0		0	(3,267,542)	0
47041	52-1220578	CIGNA Dental Health Of Pennsylvania, Inc.	(1,503,472)	0	0	0	(684,360)	0		0	(2,187,832)	0
95037	59-2676977	CIGNA Dental Health Of Texas, Inc.	(7,390,675)	0	0	0	(3,696,932)	0		0	(11,087,607)	0
52617	52-2188914	CIGNA Dental Health Of Virginia, Inc.	(1,700,000)	0	0	0	(741,380)	0		0	(2,441,380)	0
47013	86-0807222	CIGNA Dental Health Plan Of Arizona, Inc.	(3,750,000)	0	0	0	(138,900)	0		0	(3,888,900)	0
48119	59-2740468	CIGNA Dental Health Of Maryland, Inc.	(2,750,000)	0	0	0	(1,351,056)	0		0	(4,101,056)	0
00000	62-1312478	CIGNA Health Corporation	(12,282,302)	30,058,370	0	0	114,054,128	0		0	131,830,196	0
00223	02-0387748	Healthsource, Inc.	(1,117,698)	0	0	0	(7,673,356)	0		0	(8,791,054)	0
95125	86-0334392	CIGNA HealthCare of Arizona, Inc.	0	0	0	0	(29,269,163)	(1,287,605)		0	(30,556,768)	1,773,266
00000	95-3310115	CIGNA HealthCare of California, Inc.	0	0	0	(147,500)	(41,234,205)	(3,862,383)		0	(45,244,088)	10,066,453
95604	84-1004500	CIGNA HealthCare of Colorado, Inc.	(4,000,000)	0	0	0	(3,034,011)	(76,064)		0	(7,110,075)	454,867
95660	06-1141174	CIGNA HealthCare of Connecticut, Inc.	0	0	0	0	(8,554,713)	(735,104)		0	(9,289,817)	1,072,486

SCHEDULE Y

PART 2 - SUMMARY OF INSURER'S TRANSACTIONS WITH ANY AFFILIATES

1	2	3	4	5	6	7	8	9	10	11	12	13
NAIC Company Code	Federal ID Number	Names of Insurers and Parent, Subsidiaries or Affiliates	Shareholder Dividends	Capital Contributions	Purchases, Sales or Exchanges of Loans, Securities, Real Estate, Mortgage Loans or Other Investments	Income/ (Disbursements) Incurred in Connection with Guarantees or Undertakings for the Benefit of any Affiliate(s)	Management Agreements and Service Contracts	Income/ (Disbursements) Incurred Under Reinsurance Agreements	*	Any Other Material Activity Not in the Ordinary Course of the Insurer's Business	Totals	Reinsurance Recoverable/ (Payable) on Losses and/or Reserve Credit Taken/(Liability)
95136	59-2089259	CIGNA HealthCare of Florida, Inc.	(5,500,000)	0	0	0	(1,204,842)	(126,994)		0	(6,831,836)	135,832
95602	36-3385638	CIGNA HealthCare of Illinois, Inc.	0	0	0	0	(101,182)	(29,930)		0	(131,112)	22,628
95477	01-0418220	CIGNA HealthCare of Maine, Inc.	0	0	0	0	(42,173)	0		0	(42,173)	0
95220	02-0402111	CIGNA HealthCare of Massachusetts, Inc.	(2,250,000)	0	0	0	(113,773)	4,416		0	(2,359,357)	0
95599	52-1404350	CIGNA HealthCare Mid-Atlantic, Inc.	(2,100,000)	0	0	0	(188,439)	(618)		0	(2,289,057)	467
95493	02-0387749	CIGNA HealthCare of New Hampshire, Inc.	(3,500,000)	0	0	0	(176,390)	(649)		0	(3,677,039)	491
95500	22-2720890	CIGNA HealthCare of New Jersey, Inc.	(4,500,000)	0	0	0	(1,116,740)	(108,520)		0	(5,725,260)	82,044
95209	31-1146142	CIGNA HealthCare of Ohio, Inc.	0	0	0	0	(5,267)	0		0	(5,267)	66,721
95121	23-2301807	CIGNA HealthCare of Pennsylvania, Inc.	0	(4,800,000)	0	0	(6,815)	0		0	(4,806,815)	0
95635	36-3359925	CIGNA HealthCare of St. Louis, Inc.	0	0	0	0	(538,712)	(106,286)		0	(644,998)	13,634
95518	62-1230908	CIGNA HealthCare of Utah, Inc.	0	(10,258,370)	0	0	(11,533)	0		0	(10,269,903)	0
96229	58-1641057	CIGNA HealthCare of Georgia, Inc.	(2,000,000)	0	0	0	(992,499)	(53,257)		0	(3,045,756)	99,258
95383	74-2767437	CIGNA HealthCare of Texas, Inc.	(5,000,000)	0	0	0	(8,593,781)	1,290,276		0	(12,303,505)	1,454,351
95525	35-1679172	CIGNA HealthCare of Indiana, Inc.	(1,250,000)	0	0	0	(199,751)	(12,308)		0	(1,462,059)	9,305
95488	11-2758941	CIGNA HealthCare of New York, Inc.	0	0	0	(170,500)	(215,163)	(63)		0	(385,726)	48
95606	62-1218053	CIGNA HealthCare of Tennessee, Inc.	(5,000,000)	0	0	0	(8,164,348)	(436,887)		0	(13,601,235)	865,394
95132	56-1479515	CIGNA HealthCare of North Carolina, Inc.	0	0	0	0	(4,516,394)	(208,257)		0	(4,724,651)	502,885
95708	06-1185590	CIGNA HealthCare of South Carolina, Inc.	(3,500,000)	0	0	0	(587,964)	310,891		0	(3,777,073)	35,070
00000	00-0000000	Temple Insurance Company Limited (Bermuda)	0	0	0	0	(53,736)	0		0	(53,736)	0
00000	88-0241365	Managed Care Consultants, Inc.	0	0	0	0	5,181	0		0	5,181	0
00000	84-0985843	CIGNA Healthcare Holdings, Inc	(11,150,000)	0	0	0	0	0		0	(11,150,000)	0
95379	93-1142460	CIGNA Healthcare - Pacific, Inc.	(11,000,000)	0	0	0	(185,639)	0		0	(11,185,639)	0
95388	93-1174749	Great-West Healthcare of Illinois, Inc.	0	0	0	0	(6,233)	0		0	(6,233)	0
00000	AA-1560515	CIGNA Life Insurance Co. of Canada	(929,144)	0	0	0	(9,315,708)	(396,133)		0	(10,640,985)	0
64548	13-2556568	CIGNA Life Insurance Company of New York	(25,000,000)	0	0	0	(874,827)	(10,337,925)		0	(36,212,752)	134,468,154
00000		Cigna Magnolia Corp	0	0	0	0	0	0		0	0	0
62308	06-0303370	Connecticut General Life Insurance Company	(775,000,000)	(346,919,288)	0	0	(78,156,860)	(1,923,000,057)		0	(3,123,076,205)	(2,950,786,080)
00000	06-0303370	CG Gillette Ridge, LLC	0	0	0	0	0	0		0	0	0
00000	72-1570072	CG Lincoln Square, LLC	0	(59,383,478)	0	0	0	0		0	(59,383,478)	0
00000	06-0303370	CG Merrick, LLC	0	10,000	0	0	0	0		0	10,000	0
00000	20-2542572	CG Morrison LLC	0	0	0	0	0	0		0	0	0
00000	06-0303370	CG Mystic Center, LLC	0	(593,515)	0	0	0	0		0	(593,515)	0
00000	06-0303370	CG Mystic Land LLC	0	(113,593)	0	0	0	0		0	(113,593)	0
00000	58-2455703	CG Pinnacle, LLC	0	(52,701)	0	0	0	0		0	(52,701)	0
00000	20-2370049	CG Skyline, LLC	0	0	0	0	0	0		0	0	0
00000	41-2189110	CG-LINA Realty Investors LLC	0	69,469,628	0	0	0	0		0	69,469,628	0
00000	80-0668090	CG - LINA Alessandro II LLC	0	0	0	0	0	0		0	0	0
00000	26-4032640	CG - LINA 10 Brookline, LLC	0	(1,155,209)	0	0	0	0		0	(1,155,209)	0
00000	52-2099336	CIGNA Dulles Town, LLC	0	(4,968,620)	0	0	0	0		0	(4,968,620)	0
00000	06-0303370	CORAC, LLC	0	(14,696,543)	0	0	0	0		0	(14,696,543)	0
00000	27-3923999	Bridgepoint Office Park Associates, LLC	0	0	0	0	0	0		0	0	0
00000	00-0000000	Fairway Center Associates, LLC	0	0	0	0	0	0		0	0	0

ANNUAL STATEMENT FOR THE YEAR 2011 OF THE CIGNA DENTAL HEALTH OF OH INC

SCHEDULE Y

PART 2 - SUMMARY OF INSURER'S TRANSACTIONS WITH ANY AFFILIATES

1	2	3	4	5	6	7	8	9	10	11	12	13
NAIC Company Code	Federal ID Number	Names of Insurers and Parent, Subsidiaries or Affiliates	Shareholder Dividends	Capital Contributions	Purchases, Sales or Exchanges of Loans, Securities, Real Estate, Mortgage Loans or Other Investments	Income/ (Disbursements) Incurred in Connection with Guarantees or Undertakings for the Benefit of any Affiliate(s)	Management Agreements and Service Contracts	Income/ (Disbursements) Incurred Under Reinsurance Agreements	*	Any Other Material Activity Not in the Ordinary Course of the Insurer's Business	Totals	Reinsurance Recoverable/ (Payable) on Losses and/or Reserve Credit Taken/(Liability)
00000	27-3582688	Henry on the Park Associates, LLC	0	0	0	0	0	0		0	0	0
67369	59-1031071	CIGNA Health and Life Insurance Company	0	375,000,000	0	0	1,486,552	0		0	376,486,552	13,812,938
00000	27-3396038	CIGNA Corporate Services, LLC	0	0	0	0	0	0		0	0	0
00000	27-1903785	CIGNA Insurance Agency, LLC	0	0	0	0	0	0		0	0	0
00000	23-1728483	CIGNA Health Management, Inc	(16,000,000)	0	0	147,500	135,036,068	0		0	119,183,568	0
00000	20-8064696	Kronos Optional Health Company	0	6,000,000	0	0	4,606,435	0		0	10,606,435	0
65498	23-1503749	Life Insurance Company of North America	(100,000,000)	(16,596,681)	0	0	(13,602,531)	(127,238,427)		0	(257,437,639)	1,096,666,536
00000	00-0000000	CIGNA & CMC Life Insurance Company Limited (China)	0	0	0	0	0	0		0	0	(909,891)
00000	00-0000000	LINA Life Insurance Company of Korea	0	0	0	0	0	0		0	0	(11,231,236)
00000	46-0427127	Tel-Drug, Inc.	(27,000,000)	0	0	0	(33,404)	0		0	(27,033,404)	0
00000	00-0000000	Vielife Holdings Limited	0	0	0	0	0	0		0	0	0
00000	51-0389198	CIGNA Global Holdings, Inc.	0	252,693,285	0	0	0	0		0	252,693,285	0
00000	98-0210110	CIGNA Global Reinsurance Company, Ltd. (Bermuda)	8,000,000	0	0	0	(1,099,388)	112,797,880		0	119,698,492	117,022,523
00000	23-3009279	CIGNA Holdings Overseas, Inc.	0	0	0	0	1,498,246	0		0	1,498,246	0
00000	AA-1240004	CIGNA Life Insurance Co. of Europe S.A.-N.V.	0	0	0	0	(1,688,133)	0		0	(1,688,133)	35,280
00000	00-0000000	CIGNA Europe Insurance Company S.A. - N.V.	0	0	0	0	(39,715)	(187,567)		0	(227,282)	0
00000	00-0000000	CIGNA APAC Holdings Limited (New Zealand)	0	0	0	0	0	0		0	0	0
00000	00-0000000	CIGNA Life Insurance New Zealand Limited	0	0	0	0	0	0		0	0	0
00000	00-0000000	CIGNA Taiwan Life Insurance Company Limited	0	0	0	0	0	0		0	0	0
00000	00-0000000	CIGNA Insurance Public Company Limited	0	0	0	0	0	0		0	0	0
00000	00-0000000	CIGNA Global Insurance Company Limited (Guernsey)	0	0	0	0	(2,189,093)	0		0	(2,189,093)	207,944
00000	00-0000000	Vanbreda International (Brussels)	0	0	0	0	0	0		0	0	0
00000	00-0000000	Vanbreda International Sdn. Bhd. (Malaysia)	0	0	0	0	0	0		0	0	0
00000	00-0000000	Vanbreda International (Beijing) Consultants and Administrators Co., Ltd (China)	0	0	0	0	0	0		0	0	0
00000	00-0000000	Vanbreda International, LLC	0	0	0	0	0	0		0	0	0
00000	00-0000000	Informatica J. Van Breda & Co NV (30% Belgium)	0	0	0	0	0	0		0	0	0
90859	23-2088429	CIGNA Worldwide Insurance Company	(8,000,000)	0	0	0	(438,993)	(4,226,042)		0	(12,665,035)	(13,100,511)
00000	00-0000000	P.T. Asuransi CIGNA	0	0	0	0	0	0		0	0	0
9999999 Control Totals			0	0	0	0	0	0	XXX	0	0	0









ANNUAL STATEMENT FOR THE YEAR 2011 OF THE CIGNA DENTAL HEALTH OF OH INC

SUPPLEMENTAL EXHIBITS AND SCHEDULES INTERROGATORIES









The following supplemental reports are required to be filed as part of your statement filing unless specifically waived by the domiciliary state. However, in the event that your domiciliary state waives the filing requirement, your response of WAIVED to the specific interrogatory will be accepted in lieu of filing a "NONE" report and a bar code will be printed below. If the supplement is required of your company but is not being filed for whatever reason enter SEE EXPLANATION and provide an explanation following the interrogatory questions.

		Responses
MARCH FILING		
1.	Will the Supplemental Compensation Exhibit be filed with the state of domicile by March 1?	YES
2.	Will an actuarial opinion be filed by March 1?	YES
3.	Will the confidential Risk-based Capital Report be filed with the NAIC by March 1?.....	YES
4.	Will the confidential Risk-based Capital Report be filed with the state of domicile, if required, by March 1?.....	YES
APRIL FILING		
5.	Will Management's Discussion and Analysis be filed by April 1?	YES
6.	Will the Supplemental Investment Risks Interrogatories be filed by April 1?	YES
7.	Will the Accident and Health Policy Experience Exhibit be filed by April 1?	YES
JUNE FILING		
8.	Will an audited financial report be filed by June 1?	YES
9.	Will Accountant's Letter of Qualifications be filed with the state of domicile and electronically with the NAIC by June 1?	YES
AUGUST FILING		
10.	Will Communication of Internal Control Related Matters Noted in Audit be filed with the state of domicile by August 1?	YES

The following supplemental reports are required to be filed as part of your annual statement filing. However, in the event that your company does not transact the type of business for which the special report must be filed, your response of NO to the specific interrogatory will be accepted in lieu of filing a "NONE" report and a bar code will be printed below. If the supplement is required of your company but is not being filed for whatever reason enter SEE EXPLANATION and provide an explanation following the interrogatory questions.

MARCH FILING		
11.	Will the Medicare Supplement Insurance Experience Exhibit be filed with the state of domicile and the NAIC by March 1?	NO
12.	Will the Supplemental Life data due March 1 be filed with the state of domicile and the NAIC?	NO
13.	Will the Supplemental Property/Casualty data due March 1 be filed with the state of domicile and the NAIC?.....	NO
14.	Will Schedule SIS (Stockholder Information Supplement) be filed with the state of domicile by March 1?.....	NO
15.	Will the actuarial opinion on participating and non-participating policies as required in Interrogatories 1 and 2 on Exhibit 5 to Life Supplement be filed with the state of domicile and electronically with the NAIC by March 1?.....	NO
16.	Will the actuarial opinion on non-guaranteed elements as required in Interrogatory 3 to Exhibit 5 to Life Supplement be filed with the state of domicile and electronically with the NAIC by March 1?.....	NO
17.	Will the Medicare Part D Coverage Supplement be filed with the state of domicile and the NAIC by March 1?.....	NO
18.	Will an approval from the reporting entity's state of domicile for relief related to the five-year rotation requirement for lead audit partner be filed electronically with the NAIC by March 1?	NO
19.	Will an approval from the reporting entity's state of domicile for relief related to the one-year cooling off period for independent CPA be filed electronically with the NAIC by March 1?	NO
20.	Will an approval from the reporting entity's state of domicile for relief related to the Requirements for Audit Committees be filed electronically with the NAIC by March 1?.....	NO
APRIL FILING		
21.	Will the Long-Term Care Experience Reporting Forms be filed with the state of domicile and the NAIC by April 1?	NO
22.	Will the Supplemental Life data due April 1 be filed with the state of domicile and the NAIC?	NO
23.	Will the Supplemental Property/Casualty Insurance Expense Exhibit due April 1 be filed with any state that requires it, and, if so, the NAIC?	NO
24.	Will the Supplemental Health Care Exhibit (Parts 1, 2 and 3) be filed with the state of domicile and the NAIC by April 1?	NO
25.	Will the regulator only (non-public) Supplemental Health Care Exhibit's Expense Allocation Report be filed with the state of domicile and the NAIC by April 1?	NO
AUGUST FILING		
26.	Will Management's Report of Internal Control Over Financial Reporting be filed with the state of domicile by August 1?	NO
Explanations:		
11.	Not applicable to our business	
12.	Not applicable to our business	
13.	Not applicable to our business	
14.	Not applicable to our business	
15.	Not applicable to our business	
16.	Not applicable to our business	
17.	Not applicable to our business	
18.	Not applicable to our business	
19.	Not applicable to our business	
20.	Not applicable to our business	
21.	Not applicable to our business	
22.	Not applicable to our business	
23.	Not applicable to our business	
24.	Not applicable to our business	
25.	Not applicable to our business	
26.	Not applicable to our business	
Bar Codes:		
11.	Medicare Supplement Insurance Experience Exhibit [Document Identifier 360]	
12.	Life Supplement [Document Identifier 205]	
13.	Property/Casualty Supplement [Document Identifier 207]	
14.	SIS Stockholder Information Supplement [Document Identifier 420]	
15.	Participating Opinion for Exhibit 5 [Document Identifier 371]	
16.	Non-Guaranteed Opinion for Exhibit 5 [Document Identifier 370]	
17.	Medicare Part D Coverage Supplement [Document Identifier 365]	
18.	Relief from the five-year rotation requirement for lead audit partner [Document Identifier 224]	

ANNUAL STATEMENT FOR THE YEAR 2011 OF THE CIGNA DENTAL HEALTH OF OH INC

19.	Relief from the one-year cooling off period for independent CPA [Document Identifier 225]	 4 7 8 0 5 2 0 1 1 2 2 5 0 0 0 0 0
20.	Relief from the Requirements for Audit Committees [Document Identifier 226]	 4 7 8 0 5 2 0 1 1 2 2 6 0 0 0 0 0
21.	Long-Term Care Experience Reporting Forms [Document Identifier 306]	 4 7 8 0 5 2 0 1 1 3 0 6 0 0 0 0 0
22.	Life Supplement [Document Identifier 211]	 4 7 8 0 5 2 0 1 1 2 1 1 0 0 0 0 0
23.	Property/Casualty Supplement Insurance Expense Exhibit [Document Identifier 213]	 4 7 8 0 5 2 0 1 1 2 1 3 0 0 0 0 0
24.	Supplemental Health Care Exhibit (Parts 1, 2 and 3) [Document Identifier 216]	 4 7 8 0 5 2 0 1 1 2 1 6 0 0 0 0 0
25.	Supplemental Health Care Exhibit's Expense Allocation Report [Document Identifier 217]	 4 7 8 0 5 2 0 1 1 2 1 7 0 0 0 0 0
26.	Management's Report of Internal Control Over Financial Reporting [Document Identifier 223]	 4 7 8 0 5 2 0 1 1 2 2 3 0 0 0 0 0

ALPHABETICAL INDEX

ANNUAL STATEMENT BLANK

Analysis of Operations By Lines of Business 7

Assets 2

Cash Flow 6

Exhibit 1 - Enrollment By Product Type for Health Business Only 17

Exhibit 2 - Accident and Health Premiums Due and Unpaid 18

Exhibit 3 - Health Care Receivables 19

Exhibit 4 - Claims Unpaid and Incentive Pool, Withhold and Bonus 20

Exhibit 5 - Amounts Due From Parent, Subsidiaries and Affiliates 21

Exhibit 6 - Amounts Due To Parent, Subsidiaries and Affiliates 22

Exhibit 7 - Part 1 - Summary of Transactions With Providers 23

Exhibit 7 - Part 2 - Summary of Transactions With Intermediaries 23

Exhibit 8 - Furniture, Equipment and Supplies Owned 24

Exhibit of Capital Gains (Losses) 15

Exhibit of Net Investment Income 15

Exhibit of Nonadmitted Assets 16

Exhibit of Premiums, Enrollment and Utilization (State Page) 29

Five-Year Historical Data 28

General Interrogatories 26

Jurat Page 1

Liabilities, Capital and Surplus 3

Notes To Financial Statements 25

Overflow Page For Write-ins 42

Schedule A - Part 1 E01

Schedule A - Part 2 E02

Schedule A - Part 3 E03

Schedule A - Verification Between Years SI02

Schedule B - Part 1 E04

Schedule B - Part 2 E05

Schedule B - Part 3 E06

Schedule B - Verification Between Years SI02

Schedule BA - Part 1 E07

Schedule BA - Part 2 E08

Schedule BA - Part 3 E09

Schedule BA - Verification Between Years SI03

Schedule D - Part 1 E10

Schedule D - Part 1A - Section 1 SI05

Schedule D - Part 1A - Section 2 SI08

Schedule D - Part 2 - Section 1 E11

Schedule D - Part 2 - Section 2 E12

Schedule D - Part 3 E13

Schedule D - Part 4 E14

Schedule D - Part 5 E15

Schedule D - Part 6 - Section 1 E16

Schedule D - Part 6 - Section 2 E16

Schedule D - Summary By Country SI04

Schedule D - Verification Between Years SI03

Schedule DA - Part 1 E17

Schedule DA - Verification Between Years SI10

Schedule DB - Part A - Section 1 E18

Schedule DB - Part A - Section 2 E19

Schedule DB - Part A - Verification Between Years SI11

Schedule DB - Part B - Section 1 E20

Schedule DB - Part B - Section 2 E21

Schedule DB - Part B - Verification Between Years SI11

Schedule DB - Part C - Section 1 SI12

Schedule DB - Part C - Section 2 SI13

Schedule DB - Part D E22

Schedule DB - Verification SI14

Schedule DL - Part 1 E23

Schedule DL - Part 2 E24

Schedule E - Part 1 - Cash E25

Schedule E - Part 2 - Cash Equivalents E26

Schedule E - Part 3 - Special Deposits E27

Schedule E - Verification Between Years SI15

ANNUAL STATEMENT BLANK (Continued)

Schedule S - Part 1 - Section 2	30
Schedule S - Part 2	31
Schedule S - Part 3 - Section 2	32
Schedule S - Part 4	33
Schedule S - Part 5	34
Schedule S - Part 6	35
Schedule T - Part 2 - Interstate Compact	37
Schedule T - Premiums and Other Considerations	36
Schedule Y - Information Concerning Activities of Insurer Members of a Holding Company Group	38
Schedule Y - Part 1A - Detail of Insurance Holding Company System	39
Schedule Y - Part 2 - Summary of Insurer's Transactions With Any Affiliates	40
Statement of Revenue and Expenses	4
Summary Investment Schedule	SI01
Supplemental Exhibits and Schedules Interrogatories	41
Underwriting and Investment Exhibit - Part 1	8
Underwriting and Investment Exhibit - Part 2	9
Underwriting and Investment Exhibit - Part 2A	10
Underwriting and Investment Exhibit - Part 2B	11
Underwriting and Investment Exhibit - Part 2C	12
Underwriting and Investment Exhibit - Part 2D	13
Underwriting and Investment Exhibit - Part 3	14