



ANNUAL STATEMENT  
For the Year Ended December 31, 2011  
OF THE CONDITION AND AFFAIRS OF THE

Plans' Liability Insurance Company

NAIC Group Code	00023	00023	NAIC Company Code	26794	Employer's ID Number	36-3503382
	(Current Period)	(Prior Period)				
Organized under the Laws of	Ohio			State of Domicile or Port of Entry	Ohio	
Country of Domicile	United States					
Incorporated/Organized	05/15/1986			Commenced Business	06/17/1986	
Statutory Home Office	6740 North High Street			Worthington, OH 43085		
	(Street and Number)			(City or Town, State and Zip Code)		
Main Administrative Office	2 Mid America Plaza, Suite 200			Oakbrook Terrace, IL 60181	630-472-7700	
	(Street and Number)			(City or Town, State and Zip Code)	(Area Code) (Telephone Number)	
Mail Address	2 Mid America Plaza, Suite 200			Oakbrook Terrace, IL 60181		
	(Street and Number or P.O. Box)			(City or Town, State and Zip Code)		
Primary Location of Books and Records	2 Mid America Plaza, Suite 200			Oakbrook Terrace, IL 60181	630-472-7700	
	(Street and Number)			(City or Town, State and Zip Code)	(Area Code) (Telephone Number)	
Internet Web Site Address	N/A					
Statutory Statement Contact	Elias Georgopoulos			630-472-7749		
	(Name)			(Area Code) (Telephone Number) (Extension)		
	lgeorgo@bcsigroup.com			630-472-7837		
	(E-Mail Address)			(Fax Number)		

OFFICERS

Name	Title	Name	Title
Howard Francis Beacham III	President & CEO	Henry Alan Carpenter	Secretary, General Counsel & SVP
Susan Ann Pickar	Treasurer & Senior Vice President	Thomas Ellis Bowser	Chairman of the Board

OTHER OFFICERS

Matthew Thomas Brannigan	Senior Vice President	Sharon Jane Dold	Vice President
David John Jacobs	Senior Vice President	Dale Edward Palka	Senior Vice President

DIRECTORS OR TRUSTEES

Howard Francis Beacham III	Thomas Ellis Bowser	Terry Dee Kellogg	Steven Scott Martin #
James Edward Purcell	Scott Phillip Serota #	Paul Mark White	

State of .....Illinois.....  
County of .....Du Page.....  
ss

The officers of this reporting entity, being duly sworn, each depose and say that they are the described officers of said reporting entity, and that on the reporting period stated above, all of the herein described assets were the absolute property of the said reporting entity, free and clear from any liens or claims thereon, except as herein stated, and that this statement, together with related exhibits, schedules and explanations therein contained, annexed or referred to, is a full and true statement of all the assets and liabilities and of the condition and affairs of the said reporting entity as of the reporting period stated above, and of its income and deductions therefrom for the period ended, and have been completed in accordance with the NAIC Annual Statement Instructions and Accounting Practices and Procedures manual except to the extent that: (1) state law may differ; or, (2) that state rules or regulations require differences in reporting not related to accounting practices and procedures, according to the best of their information, knowledge and belief, respectively. Furthermore, the scope of this attestation by the described officers also includes the related corresponding electronic filing with the NAIC, when required, that is an exact copy (except for formatting differences due to electronic filing) of the enclosed statement. The electronic filing may be requested by various regulators in lieu of or in addition to the enclosed statement.

Howard Francis Beacham III President & CEO	Henry Alan Carpenter Secretary, General Counsel & SVP	Susan Ann Pickar Treasurer & Senior Vice President
Subscribed and sworn to before me this 26th day of January, 2012	a. Is this an original filing? Yes [ X ] No [ ] b. If no: 1. State the amendment number 2. Date filed 3. Number of pages attached	
Lisa Fath, Notary Public May 05, 2014		



ANNUAL STATEMENT FOR THE YEAR 2011 OF THE Plans' Liability Insurance Company

EXHIBIT OF PREMIUMS AND LOSSES (Statutory Page 14)

NAIC Group Code 00023		BUSINESS IN THE STATE OF Alabama				DURING THE YEAR 2011					NAIC Company Code 26794		
Line of Business		Gross Premiums, including Policy and Membership Fees, Less Return Premiums and Premiums on Policies not Taken		3 Dividends Paid or Credited to Policyholders on Direct Business	4 Direct Unearned Premium Reserves	5 Direct Losses Paid (deducting salvage)	6 Direct Losses Incurred	7 Direct Losses Unpaid	8 Direct Defense and Cost Containment Expense Paid	9 Direct Defense and Cost Containment Expense Incurred	10 Direct Defense and Cost Containment Expense Unpaid	11 Commissions and Brokerage Expenses	12 Taxes, Licenses and Fees
		1 Direct Premiums Written	2 Direct Premiums Earned										
1.	Fire .....												
2.1	Allied lines .....												
2.2	Multiple peril crop .....												
2.3	Federal flood .....												
3.	Farmowners multiple peril .....												
4.	Homeowners multiple peril .....												
5.1	Commercial multiple peril (non-liability portion) .....												
5.2	Commercial multiple peril (liability portion) .....												
6.	Mortgage guaranty .....												
8.	Ocean marine .....												
9.	Inland marine .....												
10.	Financial guaranty .....												
11.	Medical professional liability .....												
12.	Earthquake .....												
13.	Group accident and health (b).....												
14.	Credit A & H (group and individual) .....												
15.1	Collectively renewable A & H (b).....												
15.2	Non-cancelable A & H (b).....												
15.3	Guaranteed renewable A & H (b).....												
15.4	Non-renewable for stated reasons only (b).....												
15.5	Other accident only .....												
15.6	Medicare Title XVIII exempt from state taxes or fees.....												
15.7	All other A & H (b).....												
15.8	Federal employees health benefits program premium (b).....												
16.	Workers' compensation .....												
17.1	Other liability-Occurrence.....												
17.2	Other Liability-Claims-Made.....												
17.3	Excess workers' compensation.....												
18.	Products liability .....												
19.1	Private passenger auto no-fault (personal injury protection) .....												
19.2	Other private passenger auto liability .....												
19.3	Commercial auto no-fault (personal injury protection) .....												
19.4	Other commercial auto liability .....												
21.1	Private passenger auto physical damage .....												
21.2	Commercial auto physical damage .....												
22.	Aircraft (all perils) .....												
23.	Fidelity .....												
24.	Surety .....												
26.	Burglary and theft .....												
27.	Boiler and machinery .....												
28.	Credit .....												
30.	Warranty .....												
34.	Aggregate write-ins for other lines of business .....	0	0	0	0	0	0	0	0	0	0	0	0
35.	TOTALS (a) .....	0	0	0	0	0	0	0	0	0	0	0	0
DETAILS OF WRITE-INS													
3401.	.....												
3402.	.....												
3403.	.....												
3498.	Summary of remaining write-ins for Line 34 from overflow page .....	0	0	0	0	0	0	0	0	0	0	0	0
3499.	Totals (Lines 3401 through 3403 Plus 3498) (Line 34 above) .....	0	0	0	0	0	0	0	0	0	0	0	0

NONE

(a) Finance and service charges not included in Lines 1 to 35 \$ .....  
(b) For health business on indicated lines report: Number of persons insured under PPO managed care products ..... and number of persons insured under indemnity only products .....

19.AK



ANNUAL STATEMENT FOR THE YEAR 2011 OF THE Plans' Liability Insurance Company

EXHIBIT OF PREMIUMS AND LOSSES (Statutory Page 14)

NAIC Group Code 00023		BUSINESS IN THE STATE OF Alaska				DURING THE YEAR 2011				NAIC Company Code 26794			
Line of Business		Gross Premiums, Including Policy and Membership Fees, Less Return Premiums and Premiums on Policies not Taken		3 Dividends Paid or Credited to Policyholders on Direct Business	4 Direct Unearned Premium Reserves	5 Direct Losses Paid (deducting salvage)	6 Direct Losses Incurred	7 Direct Losses Unpaid	8 Direct Defense and Cost Containment Expense Paid	9 Direct Defense and Cost Containment Expense Incurred	10 Direct Defense and Cost Containment Expense Unpaid	11 Commissions and Brokerage Expenses	12 Taxes, Licenses and Fees
		1 Direct Premiums Written	2 Direct Premiums Earned										
1.	Fire .....												
2.1	Allied lines .....												
2.2	Multiple peril crop .....												
2.3	Federal flood .....												
3.	Farmowners multiple peril .....												
4.	Homeowners multiple peril .....												
5.1	Commercial multiple peril (non-liability portion) .....												
5.2	Commercial multiple peril (liability portion) .....												
6.	Mortgage guaranty .....												
8.	Ocean marine .....												
9.	Inland marine .....												
10.	Financial guaranty .....												
11.	Medical professional liability .....												
12.	Earthquake .....												
13.	Group accident and health (b).....												
14.	Credit A & H (group and individual) .....												
15.1	Collectively renewable A & H (b).....												
15.2	Non-cancelable A & H (b).....												
15.3	Guaranteed renewable A & H (b).....												
15.4	Non-renewable for stated reasons only (b).....												
15.5	Other accident only .....												
15.6	Medicare Title XVIII exempt from state taxes or fees.....												
15.7	All other A & H (b).....												
15.8	Federal employees health benefits program premium (b).....												
16.	Workers' compensation .....												
17.1	Other liability-Occurrence.....												
17.2	Other Liability-Claims-Made.....												
17.3	Excess workers' compensation.....												
18.	Products liability .....												
19.1	Private passenger auto no-fault (personal injury protection) .....												
19.2	Other private passenger auto liability .....												
19.3	Commercial auto no-fault (personal injury protection) .....												
19.4	Other commercial auto liability .....												
21.1	Private passenger auto physical damage .....												
21.2	Commercial auto physical damage .....												
22.	Aircraft (all perils) .....												
23.	Fidelity .....												
24.	Surety .....												
26.	Burglary and theft .....												
27.	Boiler and machinery .....												
28.	Credit .....												
30.	Warranty .....												
34.	Aggregate write-ins for other lines of business .....	0	0	0	0	0	0	0	0	0	0	0	0
35.	TOTALS (a) .....	0	0	0	0	0	0	0	0	0	0	0	0
DETAILS OF WRITE-INS													
3401.	.....												
3402.	.....												
3403.	.....												
3498.	Summary of remaining write-ins for Line 34 from overflow page .....	0	0	0	0	0	0	0	0	0	0	0	0
3499.	Totals (Lines 3401 through 3403 Plus 3498) (Line 34 above) .....	0	0	0	0	0	0	0	0	0	0	0	0

NONE

(a) Finance and service charges not included in Lines 1 to 35 \$ .....  
(b) For health business on indicated lines report: Number of persons insured under PPO managed care products ..... and number of persons insured under indemnity only products .....



ANNUAL STATEMENT FOR THE YEAR 2011 OF THE Plans' Liability Insurance Company

EXHIBIT OF PREMIUMS AND LOSSES (Statutory Page 14)

NAIC Group Code 00023

BUSINESS IN THE STATE OF Arizona

DURING THE YEAR 2011

NAIC Company Code 26794

Line of Business		Gross Premiums, Including Policy and Membership Fees, Less Return Premiums and Premiums on Policies not Taken		3 Dividends Paid or Credited to Policyholders on Direct Business	4 Direct Unearned Premium Reserves	5 Direct Losses Paid (deducting salvage)	6 Direct Losses Incurred	7 Direct Losses Unpaid	8 Direct Defense and Cost Containment Expense Paid	9 Direct Defense and Cost Containment Expense Incurred	10 Direct Defense and Cost Containment Expense Unpaid	11 Commissions and Brokerage Expenses	12 Taxes, Licenses and Fees
		1 Direct Premiums Written	2 Direct Premiums Earned										
1.	Fire .....												
2.1	Allied lines .....												
2.2	Multiple peril crop .....												
2.3	Federal flood .....												
3.	Farmowners multiple peril .....												
4.	Homeowners multiple peril .....												
5.1	Commercial multiple peril (non-liability portion) .....												
5.2	Commercial multiple peril (liability portion) .....												
6.	Mortgage guaranty .....												
8.	Ocean marine .....												
9.	Inland marine .....												
10.	Financial guaranty .....												
11.	Medical professional liability .....												
12.	Earthquake .....												
13.	Group accident and health (b).....												
14.	Credit A & H (group and individual) .....												
15.1	Collectively renewable A & H (b).....												
15.2	Non-cancelable A & H (b).....												
15.3	Guaranteed renewable A & H (b).....												
15.4	Non-renewable for stated reasons only (b).....												
15.5	Other accident only .....												
15.6	Medicare Title XVIII exempt from state taxes or fees.....												
15.7	All other A & H (b).....												
15.8	Federal employees health benefits program premium (b).....												
16.	Workers' compensation .....												
17.1	Other liability-Occurrence.....												
17.2	Other Liability-Claims-Made.....												
17.3	Excess workers' compensation.....												
18.	Products liability .....												
19.1	Private passenger auto no-fault (personal injury protection) .....												
19.2	Other private passenger auto liability .....												
19.3	Commercial auto no-fault (personal injury protection) .....												
19.4	Other commercial auto liability .....												
21.1	Private passenger auto physical damage .....												
21.2	Commercial auto physical damage .....												
22.	Aircraft (all perils) .....												
23.	Fidelity .....												
24.	Surety .....												
26.	Burglary and theft .....												
27.	Boiler and machinery .....												
28.	Credit .....												
30.	Warranty .....												
34.	Aggregate write-ins for other lines of business .....	0	0	0	0	0	0	0	0	0	0	0	0
35.	TOTALS (a) .....	0	0	0	0	0	0	0	0	0	0	0	0
DETAILS OF WRITE-INS													
3401.	.....												
3402.	.....												
3403.	.....												
3498.	Summary of remaining write-ins for Line 34 from overflow page .....	0	0	0	0	0	0	0	0	0	0	0	0
3499.	Totals (Lines 3401 through 3403 Plus 3498) (Line 34 above) .....	0	0	0	0	0	0	0	0	0	0	0	0

NONE

19.AZ

(a) Finance and service charges not included in Lines 1 to 35 \$ .....  
(b) For health business on indicated lines report: Number of persons insured under PPO managed care products ..... and number of persons insured under indemnity only products .....





ANNUAL STATEMENT FOR THE YEAR 2011 OF THE Plans' Liability Insurance Company

EXHIBIT OF PREMIUMS AND LOSSES (Statutory Page 14)

NAIC Group Code 00023		BUSINESS IN THE STATE OF Arkansas				DURING THE YEAR 2011					NAIC Company Code 26794		
Line of Business		Gross Premiums, Including Policy and Membership Fees, Less Return Premiums and Premiums on Policies not Taken		3 Dividends Paid or Credited to Policyholders on Direct Business	4 Direct Unearned Premium Reserves	5 Direct Losses Paid (deducting salvage)	6 Direct Losses Incurred	7 Direct Losses Unpaid	8 Direct Defense and Cost Containment Expense Paid	9 Direct Defense and Cost Containment Expense Incurred	10 Direct Defense and Cost Containment Expense Unpaid	11 Commissions and Brokerage Expenses	12 Taxes, Licenses and Fees
		1 Direct Premiums Written	2 Direct Premiums Earned										
1.	Fire .....												
2.1	Allied lines .....												
2.2	Multiple peril crop .....												
2.3	Federal flood .....												
3.	Farmowners multiple peril .....												
4.	Homeowners multiple peril .....												
5.1	Commercial multiple peril (non-liability portion) .....												
5.2	Commercial multiple peril (liability portion) .....												
6.	Mortgage guaranty .....												
8.	Ocean marine .....												
9.	Inland marine .....												
10.	Financial guaranty .....												
11.	Medical professional liability .....												
12.	Earthquake .....												
13.	Group accident and health (b).....												
14.	Credit A & H (group and individual) .....												
15.1	Collectively renewable A & H (b).....												
15.2	Non-cancelable A & H (b).....												
15.3	Guaranteed renewable A & H (b).....												
15.4	Non-renewable for stated reasons only (b).....												
15.5	Other accident only .....												
15.6	Medicare Title XVIII exempt from state taxes or fees.....												
15.7	All other A & H (b).....												
15.8	Federal employees health benefits program premium (b).....												
16.	Workers' compensation .....												
17.1	Other liability-Occurrence.....												
17.2	Other Liability-Claims-Made.....												
17.3	Excess workers' compensation.....												
18.	Products liability .....												
19.1	Private passenger auto no-fault (personal injury protection) .....												
19.2	Other private passenger auto liability .....												
19.3	Commercial auto no-fault (personal injury protection) .....												
19.4	Other commercial auto liability .....												
21.1	Private passenger auto physical damage .....												
21.2	Commercial auto physical damage .....												
22.	Aircraft (all perils) .....												
23.	Fidelity .....												
24.	Surety .....												
26.	Burglary and theft .....												
27.	Boiler and machinery .....												
28.	Credit .....												
30.	Warranty .....												
34.	Aggregate write-ins for other lines of business .....	0	0	0	0	0	0	0	0	0	0	0	0
35.	TOTALS (a) .....	0	0	0	0	0	0	0	0	0	0	0	0
DETAILS OF WRITE-INS													
3401.	.....												
3402.	.....												
3403.	.....												
3498.	Summary of remaining write-ins for Line 34 from overflow page .....	0	0	0	0	0	0	0	0	0	0	0	0
3499.	Totals (Lines 3401 through 3403 Plus 3498) (Line 34 above) .....	0	0	0	0	0	0	0	0	0	0	0	0

NONE

(a) Finance and service charges not included in Lines 1 to 35 \$ .....  
(b) For health business on indicated lines report: Number of persons insured under PPO managed care products ..... and number of persons insured under indemnity only products .....



ANNUAL STATEMENT FOR THE YEAR 2011 OF THE Plans' Liability Insurance Company

EXHIBIT OF PREMIUMS AND LOSSES (Statutory Page 14)

NAIC Group Code 00023		BUSINESS IN THE STATE OF California				DURING THE YEAR 2011					NAIC Company Code 26794		
Line of Business		Gross Premiums, Including Policy and Membership Fees, Less Return Premiums and Premiums on Policies not Taken		3 Dividends Paid or Credited to Policyholders on Direct Business	4 Direct Unearned Premium Reserves	5 Direct Losses Paid (deducting salvage)	6 Direct Losses Incurred	7 Direct Losses Unpaid	8 Direct Defense and Cost Containment Expense Paid	9 Direct Defense and Cost Containment Expense Incurred	10 Direct Defense and Cost Containment Expense Unpaid	11 Commissions and Brokerage Expenses	12 Taxes, Licenses and Fees
		1 Direct Premiums Written	2 Direct Premiums Earned										
1.	Fire .....												
2.1	Allied lines .....												
2.2	Multiple peril crop .....												
2.3	Federal flood .....												
3.	Farmowners multiple peril .....												
4.	Homeowners multiple peril .....												
5.1	Commercial multiple peril (non-liability portion) .....												
5.2	Commercial multiple peril (liability portion) .....												
6.	Mortgage guaranty .....												
8.	Ocean marine .....												
9.	Inland marine .....												
10.	Financial guaranty .....												
11.	Medical professional liability .....												
12.	Earthquake .....												
13.	Group accident and health (b).....												
14.	Credit A & H (group and individual) .....												
15.1	Collectively renewable A & H (b).....												
15.2	Non-cancelable A & H (b).....												
15.3	Guaranteed renewable A & H (b).....												
15.4	Non-renewable for stated reasons only (b).....												
15.5	Other accident only .....												
15.6	Medicare Title XVIII exempt from state taxes or fees.....												
15.7	All other A & H (b).....												
15.8	Federal employees health benefits program premium (b).....												
16.	Workers' compensation .....												
17.1	Other liability-Occurrence.....												
17.2	Other Liability-Claims-Made.....												
17.3	Excess workers' compensation.....												
18.	Products liability .....												
19.1	Private passenger auto no-fault (personal injury protection) .....												
19.2	Other private passenger auto liability .....												
19.3	Commercial auto no-fault (personal injury protection) .....												
19.4	Other commercial auto liability .....												
21.1	Private passenger auto physical damage .....												
21.2	Commercial auto physical damage .....												
22.	Aircraft (all perils) .....												
23.	Fidelity .....												
24.	Surety .....												
26.	Burglary and theft .....												
27.	Boiler and machinery .....												
28.	Credit .....												
30.	Warranty .....												
34.	Aggregate write-ins for other lines of business .....	0	0	0	0	0	0	0	0	0	0	0	0
35.	TOTALS (a) .....	0	0	0	0	0	0	0	0	0	0	0	0
DETAILS OF WRITE-INS													
3401.	.....												
3402.	.....												
3403.	.....												
3498.	Summary of remaining write-ins for Line 34 from overflow page .....	0	0	0	0	0	0	0	0	0	0	0	0
3499.	Totals (Lines 3401 through 3403 Plus 3498) (Line 34 above) .....	0	0	0	0	0	0	0	0	0	0	0	0

NONE

(a) Finance and service charges not included in Lines 1 to 35 \$ .....  
(b) For health business on indicated lines report: Number of persons insured under PPO managed care products ..... and number of persons insured under indemnity only products .....



ANNUAL STATEMENT FOR THE YEAR 2011 OF THE Plans' Liability Insurance Company

EXHIBIT OF PREMIUMS AND LOSSES (Statutory Page 14)

NAIC Group Code 00023		BUSINESS IN THE STATE OF Colorado				DURING THE YEAR 2011					NAIC Company Code 26794		
Line of Business		Gross Premiums, Including Policy and Membership Fees, Less Return Premiums and Premiums on Policies not Taken		3 Dividends Paid or Credited to Policyholders on Direct Business	4 Direct Unearned Premium Reserves	5 Direct Losses Paid (deducting salvage)	6 Direct Losses Incurred	7 Direct Losses Unpaid	8 Direct Defense and Cost Containment Expense Paid	9 Direct Defense and Cost Containment Expense Incurred	10 Direct Defense and Cost Containment Expense Unpaid	11 Commissions and Brokerage Expenses	12 Taxes, Licenses and Fees
		1 Direct Premiums Written	2 Direct Premiums Earned										
1.	Fire .....												
2.1	Allied lines .....												
2.2	Multiple peril crop .....												
2.3	Federal flood .....												
3.	Farmowners multiple peril .....												
4.	Homeowners multiple peril .....												
5.1	Commercial multiple peril (non-liability portion) .....												
5.2	Commercial multiple peril (liability portion) .....												
6.	Mortgage guaranty .....												
8.	Ocean marine .....												
9.	Inland marine .....												
10.	Financial guaranty .....												
11.	Medical professional liability .....												
12.	Earthquake .....												
13.	Group accident and health (b).....												
14.	Credit A & H (group and individual) .....												
15.1	Collectively renewable A & H (b).....												
15.2	Non-cancelable A & H (b).....												
15.3	Guaranteed renewable A & H (b).....												
15.4	Non-renewable for stated reasons only (b).....												
15.5	Other accident only .....												
15.6	Medicare Title XVIII exempt from state taxes or fees.....												
15.7	All other A & H (b).....												
15.8	Federal employees health benefits program premium (b).....												
16.	Workers' compensation .....												
17.1	Other liability-Occurrence.....												
17.2	Other Liability-Claims-Made.....												
17.3	Excess workers' compensation.....												
18.	Products liability .....												
19.1	Private passenger auto no-fault (personal injury protection) .....												
19.2	Other private passenger auto liability .....												
19.3	Commercial auto no-fault (personal injury protection) .....												
19.4	Other commercial auto liability .....												
21.1	Private passenger auto physical damage .....												
21.2	Commercial auto physical damage .....												
22.	Aircraft (all perils) .....												
23.	Fidelity .....												
24.	Surety .....												
26.	Burglary and theft .....												
27.	Boiler and machinery .....												
28.	Credit .....												
30.	Warranty .....												
34.	Aggregate write-ins for other lines of business .....	0	0	0	0	0	0	0	0	0	0	0	0
35.	TOTALS (a) .....	0	0	0	0	0	0	0	0	0	0	0	0
DETAILS OF WRITE-INS													
3401.	.....												
3402.	.....												
3403.	.....												
3498.	Summary of remaining write-ins for Line 34 from overflow page .....	0	0	0	0	0	0	0	0	0	0	0	0
3499.	Totals (Lines 3401 through 3403 Plus 3498) (Line 34 above) .....	0	0	0	0	0	0	0	0	0	0	0	0

NONE

(a) Finance and service charges not included in Lines 1 to 35 \$ .....  
(b) For health business on indicated lines report: Number of persons insured under PPO managed care products ..... and number of persons insured under indemnity only products .....



ANNUAL STATEMENT FOR THE YEAR 2011 OF THE Plans' Liability Insurance Company

EXHIBIT OF PREMIUMS AND LOSSES (Statutory Page 14)

NAIC Group Code 00023		BUSINESS IN THE STATE OF Connecticut				DURING THE YEAR 2011				NAIC Company Code 26794			
Line of Business		Gross Premiums, Including Policy and Membership Fees, Less Return Premiums and Premiums on Policies not Taken		3 Dividends Paid or Credited to Policyholders on Direct Business	4 Direct Unearned Premium Reserves	5 Direct Losses Paid (deducting salvage)	6 Direct Losses Incurred	7 Direct Losses Unpaid	8 Direct Defense and Cost Containment Expense Paid	9 Direct Defense and Cost Containment Expense Incurred	10 Direct Defense and Cost Containment Expense Unpaid	11 Commissions and Brokerage Expenses	12 Taxes, Licenses and Fees
		1 Direct Premiums Written	2 Direct Premiums Earned										
1.	Fire .....												
2.1	Allied lines .....												
2.2	Multiple peril crop .....												
2.3	Federal flood .....												
3.	Farmowners multiple peril .....												
4.	Homeowners multiple peril .....												
5.1	Commercial multiple peril (non-liability portion) .....												
5.2	Commercial multiple peril (liability portion) .....												
6.	Mortgage guaranty .....												
8.	Ocean marine .....												
9.	Inland marine .....												
10.	Financial guaranty .....												
11.	Medical professional liability .....												
12.	Earthquake .....												
13.	Group accident and health (b).....												
14.	Credit A & H (group and individual) .....												
15.1	Collectively renewable A & H (b).....												
15.2	Non-cancelable A & H (b).....												
15.3	Guaranteed renewable A & H (b).....												
15.4	Non-renewable for stated reasons only (b).....												
15.5	Other accident only .....												
15.6	Medicare Title XVIII exempt from state taxes or fees.....												
15.7	All other A & H (b).....												
15.8	Federal employees health benefits program premium (b).....												
16.	Workers' compensation .....												
17.1	Other liability-Occurrence.....												
17.2	Other Liability-Claims-Made.....												
17.3	Excess workers' compensation.....												
18.	Products liability .....												
19.1	Private passenger auto no-fault (personal injury protection) .....												
19.2	Other private passenger auto liability .....												
19.3	Commercial auto no-fault (personal injury protection) .....												
19.4	Other commercial auto liability .....												
21.1	Private passenger auto physical damage .....												
21.2	Commercial auto physical damage .....												
22.	Aircraft (all perils) .....												
23.	Fidelity .....												
24.	Surety .....												
26.	Burglary and theft .....												
27.	Boiler and machinery .....												
28.	Credit .....												
30.	Warranty .....												
34.	Aggregate write-ins for other lines of business .....	0	0	0	0	0	0	0	0	0	0	0	0
35.	TOTALS (a) .....	0	0	0	0	0	0	0	0	0	0	0	0
DETAILS OF WRITE-INS													
3401.	.....												
3402.	.....												
3403.	.....												
3498.	Summary of remaining write-ins for Line 34 from overflow page .....	0	0	0	0	0	0	0	0	0	0	0	0
3499.	Totals (Lines 3401 through 3403 Plus 3498) (Line 34 above) .....	0	0	0	0	0	0	0	0	0	0	0	0

NONE

(a) Finance and service charges not included in Lines 1 to 35 \$ .....  
(b) For health business on indicated lines report: Number of persons insured under PPO managed care products ..... and number of persons insured under indemnity only products .....

19.DE



ANNUAL STATEMENT FOR THE YEAR 2011 OF THE Plans' Liability Insurance Company

EXHIBIT OF PREMIUMS AND LOSSES (Statutory Page 14)

NAIC Group Code		00023		BUSINESS IN THE STATE OF Delaware				DURING THE YEAR 2011				NAIC Company Code 26794	
Line of Business		Gross Premiums, Including Policy and Membership Fees, Less Return Premiums and Premiums on Policies not Taken		3  Dividends Paid or Credited to Policyholders on Direct Business	4  Direct Unearned Premium Reserves	5  Direct Losses  Paid (deducting salvage)	6  Direct Losses Incurred	7  Direct Losses Unpaid	8  Direct Defense and Cost Containment Expense Paid	9  Direct Defense and Cost Containment Expense Incurred	10  Direct Defense and Cost Containment Expense Unpaid	11  Commissions and Brokerage Expenses	12  Taxes, Licenses and Fees
		1 Direct Premiums Written	2 Direct Premiums Earned										
1.	Fire .....												
2.1	Allied lines .....												
2.2	Multiple peril crop .....												
2.3	Federal flood .....												
3.	Farmowners multiple peril .....												
4.	Homeowners multiple peril .....												
5.1	Commercial multiple peril (non-liability portion) .....												
5.2	Commercial multiple peril (liability portion) .....												
6.	Mortgage guaranty .....												
8.	Ocean marine .....												
9.	Inland marine .....												
10.	Financial guaranty .....												
11.	Medical professional liability .....												
12.	Earthquake .....												
13.	Group accident and health (b).....												
14.	Credit A & H (group and individual) .....												
15.1	Collectively renewable A & H (b).....												
15.2	Non-cancelable A & H (b).....												
15.3	Guaranteed renewable A & H (b).....												
15.4	Non-renewable for stated reasons only (b).....												
15.5	Other accident only .....												
15.6	Medicare Title XVIII exempt from state taxes or fees.....												
15.7	All other A & H (b).....												
15.8	Federal employees health benefits program premium (b).....												
16.	Workers' compensation .....												
17.1	Other liability-Occurrence.....												
17.2	Other Liability-Claims-Made.....												
17.3	Excess workers' compensation.....												
18.	Products liability .....												
19.1	Private passenger auto no-fault (personal injury protection) .....												
19.2	Other private passenger auto liability .....												
19.3	Commercial auto no-fault (personal injury protection) .....												
19.4	Other commercial auto liability .....												
21.1	Private passenger auto physical damage .....												
21.2	Commercial auto physical damage .....												
22.	Aircraft (all perils) .....												
23.	Fidelity .....												
24.	Surety .....												
26.	Burglary and theft .....												
27.	Boiler and machinery .....												
28.	Credit .....												
30.	Warranty .....												
34.	Aggregate write-ins for other lines of business .....	0	0	0	0	0	0	0	0	0	0	0	0
35.	TOTALS (a) .....	0	0	0	0	0	0	0	0	0	0	0	0
DETAILS OF WRITE-INS													
3401.	.....												
3402.	.....												
3403.	.....												
3498.	Summary of remaining write-ins for Line 34 from overflow page .....	0	0	0	0	0	0	0	0	0	0	0	0
3499.	Totals (Lines 3401 through 3403 Plus 3498) (Line 34 above) .....	0	0	0	0	0	0	0	0	0	0	0	0

NONE

(a) Finance and service charges not included in Lines 1 to 35 \$ .....  
(b) For health business on indicated lines report: Number of persons insured under PPO managed care products ..... and number of persons insured under indemnity only products .....



ANNUAL STATEMENT FOR THE YEAR 2011 OF THE Plans' Liability Insurance Company

EXHIBIT OF PREMIUMS AND LOSSES (Statutory Page 14)

NAIC Group Code 00023		BUSINESS IN THE STATE OF District of Columbia				DURING THE YEAR 2011					NAIC Company Code 26794		
Line of Business		Gross Premiums, Including Policy and Membership Fees, Less Return Premiums and Premiums on Policies not Taken		3 Dividends Paid or Credited to Policyholders on Direct Business	4 Direct Unearned Premium Reserves	5 Direct Losses Paid (deducting salvage)	6 Direct Losses Incurred	7 Direct Losses Unpaid	8 Direct Defense and Cost Containment Expense Paid	9 Direct Defense and Cost Containment Expense Incurred	10 Direct Defense and Cost Containment Expense Unpaid	11 Commissions and Brokerage Expenses	12 Taxes, Licenses and Fees
		1 Direct Premiums Written	2 Direct Premiums Earned										
1.	Fire .....												
2.1	Allied lines .....												
2.2	Multiple peril crop .....												
2.3	Federal flood .....												
3.	Farmowners multiple peril .....												
4.	Homeowners multiple peril .....												
5.1	Commercial multiple peril (non-liability portion) .....												
5.2	Commercial multiple peril (liability portion) .....												
6.	Mortgage guaranty .....												
8.	Ocean marine .....												
9.	Inland marine .....												
10.	Financial guaranty .....												
11.	Medical professional liability .....												
12.	Earthquake .....												
13.	Group accident and health (b).....												
14.	Credit A & H (group and individual) .....												
15.1	Collectively renewable A & H (b).....												
15.2	Non-cancelable A & H (b).....												
15.3	Guaranteed renewable A & H (b).....												
15.4	Non-renewable for stated reasons only (b).....												
15.5	Other accident only .....												
15.6	Medicare Title XVIII exempt from state taxes or fees.....												
15.7	All other A & H (b).....												
15.8	Federal employees health benefits program premium (b).....												
16.	Workers' compensation .....												
17.1	Other liability-Occurrence.....												
17.2	Other Liability-Claims-Made.....												
17.3	Excess workers' compensation.....												
18.	Products liability .....												
19.1	Private passenger auto no-fault (personal injury protection) .....												
19.2	Other private passenger auto liability .....												
19.3	Commercial auto no-fault (personal injury protection) .....												
19.4	Other commercial auto liability .....												
21.1	Private passenger auto physical damage .....												
21.2	Commercial auto physical damage .....												
22.	Aircraft (all perils) .....												
23.	Fidelity .....												
24.	Surety .....												
26.	Burglary and theft .....												
27.	Boiler and machinery .....												
28.	Credit .....												
30.	Warranty .....												
34.	Aggregate write-ins for other lines of business .....	0	0	0	0	0	0	0	0	0	0	0	0
35.	TOTALS (a) .....	0	0	0	0	0	0	0	0	0	0	0	0
DETAILS OF WRITE-INS													
3401.	.....												
3402.	.....												
3403.	.....												
3498.	Summary of remaining write-ins for Line 34 from overflow page .....	0	0	0	0	0	0	0	0	0	0	0	0
3499.	Totals (Lines 3401 through 3403 Plus 3498) (Line 34 above) .....	0	0	0	0	0	0	0	0	0	0	0	0

NONE

(a) Finance and service charges not included in Lines 1 to 35 \$ .....  
(b) For health business on indicated lines report: Number of persons insured under PPO managed care products ..... and number of persons insured under indemnity only products .....



ANNUAL STATEMENT FOR THE YEAR 2011 OF THE Plans' Liability Insurance Company

EXHIBIT OF PREMIUMS AND LOSSES (Statutory Page 14)

NAIC Group Code 00023

BUSINESS IN THE STATE OF Florida

DURING THE YEAR 2011

NAIC Company Code 26794

Line of Business		Gross Premiums, including Policy and Membership Fees, Less Return Premiums and Premiums on Policies not Taken		3 Dividends Paid or Credited to Policyholders on Direct Business	4 Direct Unearned Premium Reserves	5 Direct Losses Paid (deducting salvage)	6 Direct Losses Incurred	7 Direct Losses Unpaid	8 Direct Defense and Cost Containment Expense Paid	9 Direct Defense and Cost Containment Expense Incurred	10 Direct Defense and Cost Containment Expense Unpaid	11 Commissions and Brokerage Expenses	12 Taxes, Licenses and Fees
		1 Direct Premiums Written	2 Direct Premiums Earned										
1.	Fire .....												
2.1	Allied lines .....												
2.2	Multiple peril crop .....												
2.3	Federal flood .....												
3.	Farmowners multiple peril .....												
4.	Homeowners multiple peril .....												
5.1	Commercial multiple peril (non-liability portion) .....												
5.2	Commercial multiple peril (liability portion) .....												
6.	Mortgage guaranty .....												
8.	Ocean marine .....												
9.	Inland marine .....												
10.	Financial guaranty .....												
11.	Medical professional liability .....												
12.	Earthquake .....												
13.	Group accident and health (b).....												
14.	Credit A & H (group and individual) .....												
15.1	Collectively renewable A & H (b).....												
15.2	Non-cancelable A & H (b).....												
15.3	Guaranteed renewable A & H (b).....												
15.4	Non-renewable for stated reasons only (b).....												
15.5	Other accident only .....												
15.6	Medicare Title XVIII exempt from state taxes or fees.....												
15.7	All other A & H (b).....												
15.8	Federal employees health benefits program premium (b).....												
16.	Workers' compensation .....												
17.1	Other liability-Occurrence.....												
17.2	Other Liability-Claims-Made.....												
17.3	Excess workers' compensation.....												
18.	Products liability .....												
19.1	Private passenger auto no-fault (personal injury protection) .....												
19.2	Other private passenger auto liability .....												
19.3	Commercial auto no-fault (personal injury protection) .....												
19.4	Other commercial auto liability .....												
21.1	Private passenger auto physical damage .....												
21.2	Commercial auto physical damage .....												
22.	Aircraft (all perils) .....												
23.	Fidelity .....												
24.	Surety .....												
26.	Burglary and theft .....												
27.	Boiler and machinery .....												
28.	Credit .....												
30.	Warranty .....												
34.	Aggregate write-ins for other lines of business .....	0	0	0	0	0	0	0	0	0	0	0	0
35.	TOTALS (a) .....	0	0	0	0	0	0	0	0	0	0	0	0
DETAILS OF WRITE-INS													
3401.	.....												
3402.	.....												
3403.	.....												
3498.	Summary of remaining write-ins for Line 34 from overflow page .....	0	0	0	0	0	0	0	0	0	0	0	0
3499.	Totals (Lines 3401 through 3403 Plus 3498) (Line 34 above) .....	0	0	0	0	0	0	0	0	0	0	0	0

NONE

19.FL

(a) Finance and service charges not included in Lines 1 to 35 \$ .....  
(b) For health business on indicated lines report: Number of persons insured under PPO managed care products ..... and number of persons insured under indemnity only products .....



ANNUAL STATEMENT FOR THE YEAR 2011 OF THE Plans' Liability Insurance Company

EXHIBIT OF PREMIUMS AND LOSSES (Statutory Page 14)

NAIC Group Code		00023		BUSINESS IN THE STATE OF Georgia				DURING THE YEAR 2011				NAIC Company Code 26794	
Line of Business		Gross Premiums, Including Policy and Membership Fees, Less Return Premiums and Premiums on Policies not Taken		3  Dividends Paid or Credited to Policyholders on Direct Business	4  Direct Unearned Premium Reserves	5  Direct Losses Paid (deducting salvage)	6  Direct Losses Incurred	7  Direct Losses Unpaid	8  Direct Defense and Cost Containment Expense Paid	9  Direct Defense and Cost Containment Expense Incurred	10  Direct Defense and Cost Containment Expense Unpaid	11  Commissions and Brokerage Expenses	12  Taxes, Licenses and Fees
		1 Direct Premiums Written	2 Direct Premiums Earned										
1.	Fire .....												
2.1	Allied lines .....												
2.2	Multiple peril crop .....												
2.3	Federal flood .....												
3.	Farmowners multiple peril .....												
4.	Homeowners multiple peril .....												
5.1	Commercial multiple peril (non-liability portion) .....												
5.2	Commercial multiple peril (liability portion) .....												
6.	Mortgage guaranty .....												
8.	Ocean marine .....												
9.	Inland marine .....												
10.	Financial guaranty .....												
11.	Medical professional liability .....												
12.	Earthquake .....												
13.	Group accident and health (b).....												
14.	Credit A & H (group and individual) .....												
15.1	Collectively renewable A & H (b).....												
15.2	Non-cancelable A & H (b).....												
15.3	Guaranteed renewable A & H (b).....												
15.4	Non-renewable for stated reasons only (b).....												
15.5	Other accident only .....												
15.6	Medicare Title XVIII exempt from state taxes or fees.....												
15.7	All other A & H (b).....												
15.8	Federal employees health benefits program premium (b).....												
16.	Workers' compensation .....												
17.1	Other liability-Occurrence.....												
17.2	Other Liability-Claims-Made.....												
17.3	Excess workers' compensation.....												
18.	Products liability .....												
19.1	Private passenger auto no-fault (personal injury protection) .....												
19.2	Other private passenger auto liability .....												
19.3	Commercial auto no-fault (personal injury protection) .....												
19.4	Other commercial auto liability .....												
21.1	Private passenger auto physical damage .....												
21.2	Commercial auto physical damage .....												
22.	Aircraft (all perils) .....												
23.	Fidelity .....												
24.	Surety .....												
26.	Burglary and theft .....												
27.	Boiler and machinery .....												
28.	Credit .....												
30.	Warranty .....												
34.	Aggregate write-ins for other lines of business .....	0	0	0	0	0	0	0	0	0	0	0	0
35.	TOTALS (a) .....	0	0	0	0	0	0	0	0	0	0	0	0
DETAILS OF WRITE-INS													
3401.	.....												
3402.	.....												
3403.	.....												
3498.	Summary of remaining write-ins for Line 34 from overflow page .....	0	0	0	0	0	0	0	0	0	0	0	0
3499.	Totals (Lines 3401 through 3403 Plus 3498) (Line 34 above) .....	0	0	0	0	0	0	0	0	0	0	0	0

(a) Finance and service charges not included in Lines 1 to 35 \$ .....  
(b) For health business on indicated lines report: Number of persons insured under PPO managed care products ..... and number of persons insured under indemnity only products .....





ANNUAL STATEMENT FOR THE YEAR 2011 OF THE Plans' Liability Insurance Company

EXHIBIT OF PREMIUMS AND LOSSES (Statutory Page 14)

NAIC Group Code 00023		BUSINESS IN THE STATE OF Hawaii				DURING THE YEAR 2011				NAIC Company Code 26794			
Line of Business		Gross Premiums, Including Policy and Membership Fees, Less Return Premiums and Premiums on Policies not Taken		3 Dividends Paid or Credited to Policyholders on Direct Business	4 Direct Unearned Premium Reserves	5 Direct Losses Paid (deducting salvage)	6 Direct Losses Incurred	7 Direct Losses Unpaid	8 Direct Defense and Cost Containment Expense Paid	9 Direct Defense and Cost Containment Expense Incurred	10 Direct Defense and Cost Containment Expense Unpaid	11 Commissions and Brokerage Expenses	12 Taxes, Licenses and Fees
		1 Direct Premiums Written	2 Direct Premiums Earned										
1.	Fire .....												
2.1	Allied lines .....												
2.2	Multiple peril crop .....												
2.3	Federal flood .....												
3.	Farmowners multiple peril .....												
4.	Homeowners multiple peril .....												
5.1	Commercial multiple peril (non-liability portion) .....												
5.2	Commercial multiple peril (liability portion) .....												
6.	Mortgage guaranty .....												
8.	Ocean marine .....												
9.	Inland marine .....												
10.	Financial guaranty .....												
11.	Medical professional liability .....												
12.	Earthquake .....												
13.	Group accident and health (b).....												
14.	Credit A & H (group and individual) .....												
15.1	Collectively renewable A & H (b).....												
15.2	Non-cancelable A & H (b).....												
15.3	Guaranteed renewable A & H (b).....												
15.4	Non-renewable for stated reasons only (b).....												
15.5	Other accident only .....												
15.6	Medicare Title XVIII exempt from state taxes or fees.....												
15.7	All other A & H (b).....												
15.8	Federal employees health benefits program premium (b).....												
16.	Workers' compensation .....												
17.1	Other liability-Occurrence.....												
17.2	Other Liability-Claims-Made.....												
17.3	Excess workers' compensation.....												
18.	Products liability .....												
19.1	Private passenger auto no-fault (personal injury protection) .....												
19.2	Other private passenger auto liability .....												
19.3	Commercial auto no-fault (personal injury protection) .....												
19.4	Other commercial auto liability .....												
21.1	Private passenger auto physical damage .....												
21.2	Commercial auto physical damage .....												
22.	Aircraft (all perils) .....												
23.	Fidelity .....												
24.	Surety .....												
26.	Burglary and theft .....												
27.	Boiler and machinery .....												
28.	Credit .....												
30.	Warranty .....												
34.	Aggregate write-ins for other lines of business .....	0	0	0	0	0	0	0	0	0	0	0	0
35.	TOTALS (a) .....	0	0	0	0	0	0	0	0	0	0	0	0
DETAILS OF WRITE-INS													
3401.	.....												
3402.	.....												
3403.	.....												
3498.	Summary of remaining write-ins for Line 34 from overflow page .....	0	0	0	0	0	0	0	0	0	0	0	0
3499.	Totals (Lines 3401 through 3403 Plus 3498) (Line 34 above) .....	0	0	0	0	0	0	0	0	0	0	0	0

NONE

(a) Finance and service charges not included in Lines 1 to 35 \$ .....  
(b) For health business on indicated lines report: Number of persons insured under PPO managed care products ..... and number of persons insured under indemnity only products .....



ANNUAL STATEMENT FOR THE YEAR 2011 OF THE Plans' Liability Insurance Company

EXHIBIT OF PREMIUMS AND LOSSES (Statutory Page 14)

NAIC Group Code 00023		BUSINESS IN THE STATE OF Idaho				DURING THE YEAR 2011				NAIC Company Code 26794			
Line of Business		Gross Premiums, Including Policy and Membership Fees, Less Return Premiums and Premiums on Policies not Taken		3 Dividends Paid or Credited to Policyholders on Direct Business	4 Direct Unearned Premium Reserves	5 Direct Losses Paid (deducting salvage)	6 Direct Losses Incurred	7 Direct Losses Unpaid	8 Direct Defense and Cost Containment Expense Paid	9 Direct Defense and Cost Containment Expense Incurred	10 Direct Defense and Cost Containment Expense Unpaid	11 Commissions and Brokerage Expenses	12 Taxes, Licenses and Fees
		1 Direct Premiums Written	2 Direct Premiums Earned										
1.	Fire .....												
2.1	Allied lines .....												
2.2	Multiple peril crop .....												
2.3	Federal flood .....												
3.	Farmowners multiple peril .....												
4.	Homeowners multiple peril .....												
5.1	Commercial multiple peril (non-liability portion) .....												
5.2	Commercial multiple peril (liability portion) .....												
6.	Mortgage guaranty .....												
8.	Ocean marine .....												
9.	Inland marine .....												
10.	Financial guaranty .....												
11.	Medical professional liability .....												
12.	Earthquake .....												
13.	Group accident and health (b).....												
14.	Credit A & H (group and individual) .....												
15.1	Collectively renewable A & H (b).....												
15.2	Non-cancelable A & H (b).....												
15.3	Guaranteed renewable A & H (b).....												
15.4	Non-renewable for stated reasons only (b).....												
15.5	Other accident only .....												
15.6	Medicare Title XVIII exempt from state taxes or fees.....												
15.7	All other A & H (b).....												
15.8	Federal employees health benefits program premium (b).....												
16.	Workers' compensation .....												
17.1	Other liability-Occurrence.....												
17.2	Other Liability-Claims-Made.....												
17.3	Excess workers' compensation.....												
18.	Products liability .....												
19.1	Private passenger auto no-fault (personal injury protection) .....												
19.2	Other private passenger auto liability .....												
19.3	Commercial auto no-fault (personal injury protection) .....												
19.4	Other commercial auto liability .....												
21.1	Private passenger auto physical damage .....												
21.2	Commercial auto physical damage .....												
22.	Aircraft (all perils) .....												
23.	Fidelity .....												
24.	Surety .....												
26.	Burglary and theft .....												
27.	Boiler and machinery .....												
28.	Credit .....												
30.	Warranty .....												
34.	Aggregate write-ins for other lines of business .....	0	0	0	0	0	0	0	0	0	0	0	0
35.	TOTALS (a) .....	0	0	0	0	0	0	0	0	0	0	0	0
DETAILS OF WRITE-INS													
3401.	.....												
3402.	.....												
3403.	.....												
3498.	Summary of remaining write-ins for Line 34 from overflow page .....	0	0	0	0	0	0	0	0	0	0	0	0
3499.	Totals (Lines 3401 through 3403 Plus 3498) (Line 34 above) .....	0	0	0	0	0	0	0	0	0	0	0	0

(a) Finance and service charges not included in Lines 1 to 35 \$ .....  
(b) For health business on indicated lines report: Number of persons insured under PPO managed care products ..... and number of persons insured under indemnity only products .....



ANNUAL STATEMENT FOR THE YEAR 2011 OF THE Plans' Liability Insurance Company

EXHIBIT OF PREMIUMS AND LOSSES (Statutory Page 14)

NAIC Group Code 00023		BUSINESS IN THE STATE OF Illinois				DURING THE YEAR 2011				NAIC Company Code 26794			
Line of Business		Gross Premiums, Including Policy and Membership Fees, Less Return Premiums and Premiums on Policies not Taken		3 Dividends Paid or Credited to Policyholders on Direct Business	4 Direct Unearned Premium Reserves	5 Direct Losses Paid (deducting salvage)	6 Direct Losses Incurred	7 Direct Losses Unpaid	8 Direct Defense and Cost Containment Expense Paid	9 Direct Defense and Cost Containment Expense Incurred	10 Direct Defense and Cost Containment Expense Unpaid	11 Commissions and Brokerage Expenses	12 Taxes, Licenses and Fees
		1 Direct Premiums Written	2 Direct Premiums Earned										
1.	Fire .....												
2.1	Allied lines .....												
2.2	Multiple peril crop .....												
2.3	Federal flood .....												
3.	Farmowners multiple peril .....												
4.	Homeowners multiple peril .....												
5.1	Commercial multiple peril (non-liability portion) .....												
5.2	Commercial multiple peril (liability portion) .....												
6.	Mortgage guaranty .....												
8.	Ocean marine .....												
9.	Inland marine .....												
10.	Financial guaranty .....												
11.	Medical professional liability .....												
12.	Earthquake .....												
13.	Group accident and health (b).....												
14.	Credit A & H (group and individual) .....												
15.1	Collectively renewable A & H (b).....												
15.2	Non-cancelable A & H (b).....												
15.3	Guaranteed renewable A & H (b).....												
15.4	Non-renewable for stated reasons only (b).....												
15.5	Other accident only .....												
15.6	Medicare Title XVIII exempt from state taxes or fees.....												
15.7	All other A & H (b).....												
15.8	Federal employees health benefits program premium (b).....												
16.	Workers' compensation .....												
17.1	Other liability-Occurrence.....												
17.2	Other Liability-Claims-Made.....												
17.3	Excess workers' compensation.....												
18.	Products liability .....												
19.1	Private passenger auto no-fault (personal injury protection) .....												
19.2	Other private passenger auto liability .....												
19.3	Commercial auto no-fault (personal injury protection) .....												
19.4	Other commercial auto liability .....												
21.1	Private passenger auto physical damage .....												
21.2	Commercial auto physical damage .....												
22.	Aircraft (all perils) .....												
23.	Fidelity .....												
24.	Surety .....												
26.	Burglary and theft .....												
27.	Boiler and machinery .....												
28.	Credit .....												
30.	Warranty .....												
34.	Aggregate write-ins for other lines of business .....	0	0	0	0	0	0	0	0	0	0	0	0
35.	TOTALS (a) .....	0	0	0	0	0	0	0	0	0	0	0	0
DETAILS OF WRITE-INS													
3401.	.....												
3402.	.....												
3403.	.....												
3498.	Summary of remaining write-ins for Line 34 from overflow page .....	0	0	0	0	0	0	0	0	0	0	0	0
3499.	Totals (Lines 3401 through 3403 Plus 3498) (Line 34 above) .....	0	0	0	0	0	0	0	0	0	0	0	0

(a) Finance and service charges not included in Lines 1 to 35 \$ .....  
(b) For health business on indicated lines report: Number of persons insured under PPO managed care products ..... and number of persons insured under indemnity only products .....



ANNUAL STATEMENT FOR THE YEAR 2011 OF THE Plans' Liability Insurance Company

EXHIBIT OF PREMIUMS AND LOSSES (Statutory Page 14)

NAIC Group Code 00023		BUSINESS IN THE STATE OF Indiana			DURING THE YEAR 2011							NAIC Company Code 26794	
Line of Business		Gross Premiums, Including Policy and Membership Fees, Less Return Premiums and Premiums on Policies not Taken		3 Dividends Paid or Credited to Policyholders on Direct Business	4 Direct Unearned Premium Reserves	5 Direct Losses Paid (deducting salvage)	6 Direct Losses Incurred	7 Direct Losses Unpaid	8 Direct Defense and Cost Containment Expense Paid	9 Direct Defense and Cost Containment Expense Incurred	10 Direct Defense and Cost Containment Expense Unpaid	11 Commissions and Brokerage Expenses	12 Taxes, Licenses and Fees
		1 Direct Premiums Written	2 Direct Premiums Earned										
1.	Fire .....												
2.1	Allied lines .....												
2.2	Multiple peril crop .....												
2.3	Federal flood .....												
3.	Farmowners multiple peril .....												
4.	Homeowners multiple peril .....												
5.1	Commercial multiple peril (non-liability portion) .....												
5.2	Commercial multiple peril (liability portion) .....												
6.	Mortgage guaranty .....												
8.	Ocean marine .....												
9.	Inland marine .....												
10.	Financial guaranty .....												
11.	Medical professional liability .....												
12.	Earthquake .....												
13.	Group accident and health (b).....												
14.	Credit A & H (group and individual) .....												
15.1	Collectively renewable A & H (b).....												
15.2	Non-cancelable A & H (b).....												
15.3	Guaranteed renewable A & H (b).....												
15.4	Non-renewable for stated reasons only (b).....												
15.5	Other accident only .....												
15.6	Medicare Title XVIII exempt from state taxes or fees.....												
15.7	All other A & H (b).....												
15.8	Federal employees health benefits program premium (b).....												
16.	Workers' compensation .....												
17.1	Other liability-Occurrence.....												
17.2	Other Liability-Claims-Made.....												
17.3	Excess workers' compensation.....												
18.	Products liability .....												
19.1	Private passenger auto no-fault (personal injury protection) .....												
19.2	Other private passenger auto liability .....												
19.3	Commercial auto no-fault (personal injury protection) .....												
19.4	Other commercial auto liability .....												
21.1	Private passenger auto physical damage .....												
21.2	Commercial auto physical damage .....												
22.	Aircraft (all perils) .....												
23.	Fidelity .....												
24.	Surety .....												
26.	Burglary and theft .....												
27.	Boiler and machinery .....												
28.	Credit .....												
30.	Warranty .....												
34.	Aggregate write-ins for other lines of business .....	0	0	0	0	0	0	0	0	0	0	0	0
35.	TOTALS (a) .....	0	0	0	0	0	0	0	0	0	0	0	0
DETAILS OF WRITE-INS													
3401.	.....												
3402.	.....												
3403.	.....												
3498.	Summary of remaining write-ins for Line 34 from overflow page .....	0	0	0	0	0	0	0	0	0	0	0	0
3499.	Totals (Lines 3401 through 3403 Plus 3498) (Line 34 above) .....	0	0	0	0	0	0	0	0	0	0	0	0

NONE

(a) Finance and service charges not included in Lines 1 to 35 \$ .....  
(b) For health business on indicated lines report: Number of persons insured under PPO managed care products ..... and number of persons insured under indemnity only products .....



ANNUAL STATEMENT FOR THE YEAR 2011 OF THE Plans' Liability Insurance Company

EXHIBIT OF PREMIUMS AND LOSSES (Statutory Page 14)

NAIC Group Code 00023

BUSINESS IN THE STATE OF Iowa

DURING THE YEAR 2011

NAIC Company Code 26794

Line of Business		Gross Premiums, Including Policy and Membership Fees, Less Return Premiums and Premiums on Policies not Taken		3 Dividends Paid or Credited to Policyholders on Direct Business	4 Direct Unearned Premium Reserves	5 Direct Losses Paid (deducting salvage)	6 Direct Losses Incurred	7 Direct Losses Unpaid	8 Direct Defense and Cost Containment Expense Paid	9 Direct Defense and Cost Containment Expense Incurred	10 Direct Defense and Cost Containment Expense Unpaid	11 Commissions and Brokerage Expenses	12 Taxes, Licenses and Fees
		1 Direct Premiums Written	2 Direct Premiums Earned										
1.	Fire .....												
2.1	Allied lines .....												
2.2	Multiple peril crop .....												
2.3	Federal flood .....												
3.	Farmowners multiple peril .....												
4.	Homeowners multiple peril .....												
5.1	Commercial multiple peril (non-liability portion) .....												
5.2	Commercial multiple peril (liability portion) .....												
6.	Mortgage guaranty .....												
8.	Ocean marine .....												
9.	Inland marine .....												
10.	Financial guaranty .....												
11.	Medical professional liability .....												
12.	Earthquake .....												
13.	Group accident and health (b).....												
14.	Credit A & H (group and individual) .....												
15.1	Collectively renewable A & H (b).....												
15.2	Non-cancelable A & H (b).....												
15.3	Guaranteed renewable A & H (b).....												
15.4	Non-renewable for stated reasons only (b).....												
15.5	Other accident only .....												
15.6	Medicare Title XVIII exempt from state taxes or fees.....												
15.7	All other A & H (b).....												
15.8	Federal employees health benefits program premium (b).....												
16.	Workers' compensation .....												
17.1	Other liability-Occurrence.....												
17.2	Other Liability-Claims-Made.....												
17.3	Excess workers' compensation.....												
18.	Products liability .....												
19.1	Private passenger auto no-fault (personal injury protection) .....												
19.2	Other private passenger auto liability .....												
19.3	Commercial auto no-fault (personal injury protection) .....												
19.4	Other commercial auto liability .....												
21.1	Private passenger auto physical damage .....												
21.2	Commercial auto physical damage .....												
22.	Aircraft (all perils) .....												
23.	Fidelity .....												
24.	Surety .....												
26.	Burglary and theft .....												
27.	Boiler and machinery .....												
28.	Credit .....												
30.	Warranty .....												
34.	Aggregate write-ins for other lines of business .....	0	0	0	0	0	0	0	0	0	0	0	0
35.	TOTALS (a) .....	0	0	0	0	0	0	0	0	0	0	0	0
DETAILS OF WRITE-INS													
3401.	.....												
3402.	.....												
3403.	.....												
3498.	Summary of remaining write-ins for Line 34 from overflow page .....	0	0	0	0	0	0	0	0	0	0	0	0
3499.	Totals (Lines 3401 through 3403 Plus 3498) (Line 34 above) .....	0	0	0	0	0	0	0	0	0	0	0	0

NONE

19.1A

(a) Finance and service charges not included in Lines 1 to 35 \$ .....  
(b) For health business on indicated lines report: Number of persons insured under PPO managed care products ..... and number of persons insured under indemnity only products .....



ANNUAL STATEMENT FOR THE YEAR 2011 OF THE Plans' Liability Insurance Company

EXHIBIT OF PREMIUMS AND LOSSES (Statutory Page 14)

NAIC Group Code 00023		BUSINESS IN THE STATE OF Kansas				DURING THE YEAR 2011					NAIC Company Code 26794		
Line of Business		Gross Premiums, Including Policy and Membership Fees, Less Return Premiums and Premiums on Policies not Taken		3 Dividends Paid or Credited to Policyholders on Direct Business	4 Direct Unearned Premium Reserves	5 Direct Losses Paid (deducting salvage)	6 Direct Losses Incurred	7 Direct Losses Unpaid	8 Direct Defense and Cost Containment Expense Paid	9 Direct Defense and Cost Containment Expense Incurred	10 Direct Defense and Cost Containment Expense Unpaid	11 Commissions and Brokerage Expenses	12 Taxes, Licenses and Fees
		1 Direct Premiums Written	2 Direct Premiums Earned										
1.	Fire .....												
2.1	Allied lines .....												
2.2	Multiple peril crop .....												
2.3	Federal flood .....												
3.	Farmowners multiple peril .....												
4.	Homeowners multiple peril .....												
5.1	Commercial multiple peril (non-liability portion) .....												
5.2	Commercial multiple peril (liability portion) .....												
6.	Mortgage guaranty .....												
8.	Ocean marine .....												
9.	Inland marine .....												
10.	Financial guaranty .....												
11.	Medical professional liability .....												
12.	Earthquake .....												
13.	Group accident and health (b).....												
14.	Credit A & H (group and individual) .....												
15.1	Collectively renewable A & H (b).....												
15.2	Non-cancelable A & H (b).....												
15.3	Guaranteed renewable A & H (b).....												
15.4	Non-renewable for stated reasons only (b).....												
15.5	Other accident only .....												
15.6	Medicare Title XVIII exempt from state taxes or fees.....												
15.7	All other A & H (b).....												
15.8	Federal employees health benefits program premium (b).....												
16.	Workers' compensation .....												
17.1	Other liability-Occurrence.....												
17.2	Other Liability-Claims-Made.....												
17.3	Excess workers' compensation.....												
18.	Products liability .....												
19.1	Private passenger auto no-fault (personal injury protection) .....												
19.2	Other private passenger auto liability .....												
19.3	Commercial auto no-fault (personal injury protection) .....												
19.4	Other commercial auto liability .....												
21.1	Private passenger auto physical damage .....												
21.2	Commercial auto physical damage .....												
22.	Aircraft (all perils) .....												
23.	Fidelity .....												
24.	Surety .....												
26.	Burglary and theft .....												
27.	Boiler and machinery .....												
28.	Credit .....												
30.	Warranty .....												
34.	Aggregate write-ins for other lines of business .....	0	0	0	0	0	0	0	0	0	0	0	0
35.	TOTALS (a) .....	0	0	0	0	0	0	0	0	0	0	0	0
DETAILS OF WRITE-INS													
3401.	.....												
3402.	.....												
3403.	.....												
3498.	Summary of remaining write-ins for Line 34 from overflow page .....	0	0	0	0	0	0	0	0	0	0	0	0
3499.	Totals (Lines 3401 through 3403 Plus 3498) (Line 34 above) .....	0	0	0	0	0	0	0	0	0	0	0	0

NONE

(a) Finance and service charges not included in Lines 1 to 35 \$ .....  
(b) For health business on indicated lines report: Number of persons insured under PPO managed care products ..... and number of persons insured under indemnity only products .....

19.KY



ANNUAL STATEMENT FOR THE YEAR 2011 OF THE Plans' Liability Insurance Company

EXHIBIT OF PREMIUMS AND LOSSES (Statutory Page 14)

NAIC Group Code 00023		BUSINESS IN THE STATE OF Kentucky				DURING THE YEAR 2011					NAIC Company Code 26794		
Line of Business		Gross Premiums, Including Policy and Membership Fees, Less Return Premiums and Premiums on Policies not Taken		3 Dividends Paid or Credited to Policyholders on Direct Business	4 Direct Unearned Premium Reserves	5 Direct Losses Paid (deducting salvage)	6 Direct Losses Incurred	7 Direct Losses Unpaid	8 Direct Defense and Cost Containment Expense Paid	9 Direct Defense and Cost Containment Expense Incurred	10 Direct Defense and Cost Containment Expense Unpaid	11 Commissions and Brokerage Expenses	12 Taxes, Licenses and Fees
		1 Direct Premiums Written	2 Direct Premiums Earned										
1.	Fire .....												
2.1	Allied lines .....												
2.2	Multiple peril crop .....												
2.3	Federal flood .....												
3.	Farmowners multiple peril .....												
4.	Homeowners multiple peril .....												
5.1	Commercial multiple peril (non-liability portion) .....												
5.2	Commercial multiple peril (liability portion) .....												
6.	Mortgage guaranty .....												
8.	Ocean marine .....												
9.	Inland marine .....												
10.	Financial guaranty .....												
11.	Medical professional liability .....												
12.	Earthquake .....												
13.	Group accident and health (b).....												
14.	Credit A & H (group and individual) .....												
15.1	Collectively renewable A & H (b).....												
15.2	Non-cancelable A & H (b).....												
15.3	Guaranteed renewable A & H (b).....												
15.4	Non-renewable for stated reasons only (b).....												
15.5	Other accident only .....												
15.6	Medicare Title XVIII exempt from state taxes or fees.....												
15.7	All other A & H (b).....												
15.8	Federal employees health benefits program premium (b).....												
16.	Workers' compensation .....												
17.1	Other liability-Occurrence.....												
17.2	Other Liability-Claims-Made.....												
17.3	Excess workers' compensation.....												
18.	Products liability .....												
19.1	Private passenger auto no-fault (personal injury protection) .....												
19.2	Other private passenger auto liability .....												
19.3	Commercial auto no-fault (personal injury protection) .....												
19.4	Other commercial auto liability .....												
21.1	Private passenger auto physical damage .....												
21.2	Commercial auto physical damage .....												
22.	Aircraft (all perils) .....												
23.	Fidelity .....												
24.	Surety .....												
26.	Burglary and theft .....												
27.	Boiler and machinery .....												
28.	Credit .....												
30.	Warranty .....												
34.	Aggregate write-ins for other lines of business .....	0	0	0	0	0	0	0	0	0	0	0	0
35.	TOTALS (a) .....	0	0	0	0	0	0	0	0	0	0	0	0
DETAILS OF WRITE-INS													
3401.	.....												
3402.	.....												
3403.	.....												
3498.	Summary of remaining write-ins for Line 34 from overflow page .....	0	0	0	0	0	0	0	0	0	0	0	0
3499.	Totals (Lines 3401 through 3403 Plus 3498) (Line 34 above) .....	0	0	0	0	0	0	0	0	0	0	0	0

(a) Finance and service charges not included in Lines 1 to 35 \$ .....  
(b) For health business on indicated lines report: Number of persons insured under PPO managed care products ..... and number of persons insured under indemnity only products .....



ANNUAL STATEMENT FOR THE YEAR 2011 OF THE Plans' Liability Insurance Company

EXHIBIT OF PREMIUMS AND LOSSES (Statutory Page 14)

NAIC Group Code 00023		BUSINESS IN THE STATE OF Louisiana				DURING THE YEAR 2011					NAIC Company Code 26794		
Line of Business		Gross Premiums, Including Policy and Membership Fees, Less Return Premiums and Premiums on Policies not Taken		3 Dividends Paid or Credited to Policyholders on Direct Business	4 Direct Unearned Premium Reserves	5 Direct Losses Paid (deducting salvage)	6 Direct Losses Incurred	7 Direct Losses Unpaid	8 Direct Defense and Cost Containment Expense Paid	9 Direct Defense and Cost Containment Expense Incurred	10 Direct Defense and Cost Containment Expense Unpaid	11 Commissions and Brokerage Expenses	12 Taxes, Licenses and Fees
		1 Direct Premiums Written	2 Direct Premiums Earned										
1.	Fire .....												
2.1	Allied lines .....												
2.2	Multiple peril crop .....												
2.3	Federal flood .....												
3.	Farmowners multiple peril .....												
4.	Homeowners multiple peril .....												
5.1	Commercial multiple peril (non-liability portion) .....												
5.2	Commercial multiple peril (liability portion) .....												
6.	Mortgage guaranty .....												
8.	Ocean marine .....												
9.	Inland marine .....												
10.	Financial guaranty .....												
11.	Medical professional liability .....												
12.	Earthquake .....												
13.	Group accident and health (b).....												
14.	Credit A & H (group and individual) .....												
15.1	Collectively renewable A & H (b).....												
15.2	Non-cancelable A & H (b).....												
15.3	Guaranteed renewable A & H (b).....												
15.4	Non-renewable for stated reasons only (b).....												
15.5	Other accident only .....												
15.6	Medicare Title XVIII exempt from state taxes or fees.....												
15.7	All other A & H (b).....												
15.8	Federal employees health benefits program premium (b).....												
16.	Workers' compensation .....												
17.1	Other liability-Occurrence.....												
17.2	Other Liability-Claims-Made.....												
17.3	Excess workers' compensation.....												
18.	Products liability .....												
19.1	Private passenger auto no-fault (personal injury protection) .....												
19.2	Other private passenger auto liability .....												
19.3	Commercial auto no-fault (personal injury protection) .....												
19.4	Other commercial auto liability .....												
21.1	Private passenger auto physical damage .....												
21.2	Commercial auto physical damage .....												
22.	Aircraft (all perils) .....												
23.	Fidelity .....												
24.	Surety .....												
26.	Burglary and theft .....												
27.	Boiler and machinery .....												
28.	Credit .....												
30.	Warranty .....												
34.	Aggregate write-ins for other lines of business .....	0	0	0	0	0	0	0	0	0	0	0	0
35.	TOTALS (a) .....	0	0	0	0	0	0	0	0	0	0	0	0
DETAILS OF WRITE-INS													
3401.	.....												
3402.	.....												
3403.	.....												
3498.	Summary of remaining write-ins for Line 34 from overflow page .....	0	0	0	0	0	0	0	0	0	0	0	0
3499.	Totals (Lines 3401 through 3403 Plus 3498) (Line 34 above) .....	0	0	0	0	0	0	0	0	0	0	0	0

NONE

(a) Finance and service charges not included in Lines 1 to 35 \$ .....  
(b) For health business on indicated lines report: Number of persons insured under PPO managed care products ..... and number of persons insured under indemnity only products .....



19.ME



ANNUAL STATEMENT FOR THE YEAR 2011 OF THE Plans' Liability Insurance Company

EXHIBIT OF PREMIUMS AND LOSSES (Statutory Page 14)

NAIC Group Code 00023		BUSINESS IN THE STATE OF Maine				DURING THE YEAR 2011				NAIC Company Code 26794			
Line of Business		Gross Premiums, Including Policy and Membership Fees, Less Return Premiums and Premiums on Policies not Taken		3 Dividends Paid or Credited to Policyholders on Direct Business	4 Direct Unearned Premium Reserves	5 Direct Losses Paid (deducting salvage)	6 Direct Losses Incurred	7 Direct Losses Unpaid	8 Direct Defense and Cost Containment Expense Paid	9 Direct Defense and Cost Containment Expense Incurred	10 Direct Defense and Cost Containment Expense Unpaid	11 Commissions and Brokerage Expenses	12 Taxes, Licenses and Fees
		1 Direct Premiums Written	2 Direct Premiums Earned										
1.	Fire .....												
2.1	Allied lines .....												
2.2	Multiple peril crop .....												
2.3	Federal flood .....												
3.	Farmowners multiple peril .....												
4.	Homeowners multiple peril .....												
5.1	Commercial multiple peril (non-liability portion) .....												
5.2	Commercial multiple peril (liability portion) .....												
6.	Mortgage guaranty .....												
8.	Ocean marine .....												
9.	Inland marine .....												
10.	Financial guaranty .....												
11.	Medical professional liability .....												
12.	Earthquake .....												
13.	Group accident and health (b).....												
14.	Credit A & H (group and individual) .....												
15.1	Collectively renewable A & H (b).....												
15.2	Non-cancelable A & H (b).....												
15.3	Guaranteed renewable A & H (b).....												
15.4	Non-renewable for stated reasons only (b).....												
15.5	Other accident only .....												
15.6	Medicare Title XVIII exempt from state taxes or fees.....												
15.7	All other A & H (b).....												
15.8	Federal employees health benefits program premium (b).....												
16.	Workers' compensation .....												
17.1	Other liability-Occurrence.....												
17.2	Other Liability-Claims-Made.....												
17.3	Excess workers' compensation.....												
18.	Products liability .....												
19.1	Private passenger auto no-fault (personal injury protection) .....												
19.2	Other private passenger auto liability .....												
19.3	Commercial auto no-fault (personal injury protection) .....												
19.4	Other commercial auto liability .....												
21.1	Private passenger auto physical damage .....												
21.2	Commercial auto physical damage .....												
22.	Aircraft (all perils) .....												
23.	Fidelity .....												
24.	Surety .....												
26.	Burglary and theft .....												
27.	Boiler and machinery .....												
28.	Credit .....												
30.	Warranty .....												
34.	Aggregate write-ins for other lines of business .....	0	0	0	0	0	0	0	0	0	0	0	0
35.	TOTALS (a) .....	0	0	0	0	0	0	0	0	0	0	0	0
DETAILS OF WRITE-INS													
3401.	.....												
3402.	.....												
3403.	.....												
3498.	Summary of remaining write-ins for Line 34 from overflow page .....	0	0	0	0	0	0	0	0	0	0	0	0
3499.	Totals (Lines 3401 through 3403 Plus 3498) (Line 34 above) .....	0	0	0	0	0	0	0	0	0	0	0	0

(a) Finance and service charges not included in Lines 1 to 35 \$ .....  
(b) For health business on indicated lines report: Number of persons insured under PPO managed care products ..... and number of persons insured under indemnity only products .....



ANNUAL STATEMENT FOR THE YEAR 2011 OF THE Plans' Liability Insurance Company

EXHIBIT OF PREMIUMS AND LOSSES (Statutory Page 14)

NAIC Group Code 00023		BUSINESS IN THE STATE OF Maryland				DURING THE YEAR 2011					NAIC Company Code 26794		
Line of Business		Gross Premiums, Including Policy and Membership Fees, Less Return Premiums and Premiums on Policies not Taken		3 Dividends Paid or Credited to Policyholders on Direct Business	4 Direct Unearned Premium Reserves	5 Direct Losses Paid (deducting salvage)	6 Direct Losses Incurred	7 Direct Losses Unpaid	8 Direct Defense and Cost Containment Expense Paid	9 Direct Defense and Cost Containment Expense Incurred	10 Direct Defense and Cost Containment Expense Unpaid	11 Commissions and Brokerage Expenses	12 Taxes, Licenses and Fees
		1 Direct Premiums Written	2 Direct Premiums Earned										
1.	Fire .....												
2.1	Allied lines .....												
2.2	Multiple peril crop .....												
2.3	Federal flood .....												
3.	Farmowners multiple peril .....												
4.	Homeowners multiple peril .....												
5.1	Commercial multiple peril (non-liability portion) .....												
5.2	Commercial multiple peril (liability portion) .....												
6.	Mortgage guaranty .....												
8.	Ocean marine .....												
9.	Inland marine .....												
10.	Financial guaranty .....												
11.	Medical professional liability .....												
12.	Earthquake .....												
13.	Group accident and health (b).....												
14.	Credit A & H (group and individual) .....												
15.1	Collectively renewable A & H (b).....												
15.2	Non-cancelable A & H (b).....												
15.3	Guaranteed renewable A & H (b).....												
15.4	Non-renewable for stated reasons only (b).....												
15.5	Other accident only .....												
15.6	Medicare Title XVIII exempt from state taxes or fees.....												
15.7	All other A & H (b).....												
15.8	Federal employees health benefits program premium (b).....												
16.	Workers' compensation .....												
17.1	Other liability-Occurrence.....												
17.2	Other Liability-Claims-Made.....												
17.3	Excess workers' compensation.....												
18.	Products liability .....												
19.1	Private passenger auto no-fault (personal injury protection) .....												
19.2	Other private passenger auto liability .....												
19.3	Commercial auto no-fault (personal injury protection) .....												
19.4	Other commercial auto liability .....												
21.1	Private passenger auto physical damage .....												
21.2	Commercial auto physical damage .....												
22.	Aircraft (all perils) .....												
23.	Fidelity .....												
24.	Surety .....												
26.	Burglary and theft .....												
27.	Boiler and machinery .....												
28.	Credit .....												
30.	Warranty .....												
34.	Aggregate write-ins for other lines of business .....	0	0	0	0	0	0	0	0	0	0	0	0
35.	TOTALS (a) .....	0	0	0	0	0	0	0	0	0	0	0	0
DETAILS OF WRITE-INS													
3401.	.....												
3402.	.....												
3403.	.....												
3498.	Summary of remaining write-ins for Line 34 from overflow page .....	0	0	0	0	0	0	0	0	0	0	0	0
3499.	Totals (Lines 3401 through 3403 Plus 3498) (Line 34 above) .....	0	0	0	0	0	0	0	0	0	0	0	0

NONE

(a) Finance and service charges not included in Lines 1 to 35 \$ .....  
(b) For health business on indicated lines report: Number of persons insured under PPO managed care products ..... and number of persons insured under indemnity only products .....



ANNUAL STATEMENT FOR THE YEAR 2011 OF THE Plans' Liability Insurance Company

EXHIBIT OF PREMIUMS AND LOSSES (Statutory Page 14)

NAIC Group Code		00023		BUSINESS IN THE STATE OF Massachusetts						DURING THE YEAR 2011				NAIC Company Code 26794	
Line of Business		Gross Premiums, Including Policy and Membership Fees, Less Return Premiums and Premiums on Policies not Taken		3  Dividends Paid or Credited to Policyholders on Direct Business	4  Direct Unearned Premium Reserves	5  Direct Losses Paid (deducting salvage)	6  Direct Losses Incurred	7  Direct Losses Unpaid	8  Direct Defense and Cost Containment Expense Paid	9  Direct Defense and Cost Containment Expense Incurred	10  Direct Defense and Cost Containment Expense Unpaid	11  Commissions and Brokerage Expenses	12  Taxes, Licenses and Fees		
		1 Direct Premiums Written	2 Direct Premiums Earned												
1.	Fire .....														
2.1	Allied lines .....														
2.2	Multiple peril crop .....														
2.3	Federal flood .....														
3.	Farmowners multiple peril .....														
4.	Homeowners multiple peril .....														
5.1	Commercial multiple peril (non-liability portion) .....														
5.2	Commercial multiple peril (liability portion) .....														
6.	Mortgage guaranty .....														
8.	Ocean marine .....														
9.	Inland marine .....														
10.	Financial guaranty .....														
11.	Medical professional liability .....														
12.	Earthquake .....														
13.	Group accident and health (b).....														
14.	Credit A & H (group and individual) .....														
15.1	Collectively renewable A & H (b).....														
15.2	Non-cancelable A & H (b).....														
15.3	Guaranteed renewable A & H (b).....														
15.4	Non-renewable for stated reasons only (b).....														
15.5	Other accident only .....														
15.6	Medicare Title XVIII exempt from state taxes or fees.....														
15.7	All other A & H (b).....														
15.8	Federal employees health benefits program premium (b).....														
16.	Workers' compensation .....														
17.1	Other liability-Occurrence.....														
17.2	Other Liability-Claims-Made.....														
17.3	Excess workers' compensation.....														
18.	Products liability .....														
19.1	Private passenger auto no-fault (personal injury protection) .....														
19.2	Other private passenger auto liability .....														
19.3	Commercial auto no-fault (personal injury protection) .....														
19.4	Other commercial auto liability .....														
21.1	Private passenger auto physical damage .....														
21.2	Commercial auto physical damage .....														
22.	Aircraft (all perils) .....														
23.	Fidelity .....														
24.	Surety .....														
26.	Burglary and theft .....														
27.	Boiler and machinery .....														
28.	Credit .....														
30.	Warranty .....														
34.	Aggregate write-ins for other lines of business .....	0	0	0	0	0	0	0	0	0	0	0	0		
35.	TOTALS (a) .....	0	0	0	0	0	0	0	0	0	0	0	0		
DETAILS OF WRITE-INS															
3401.	.....														
3402.	.....														
3403.	.....														
3498.	Summary of remaining write-ins for Line 34 from overflow page .....	0	0	0	0	0	0	0	0	0	0	0	0		
3499.	Totals (Lines 3401 through 3403 Plus 3498) (Line 34 above) .....	0	0	0	0	0	0	0	0	0	0	0	0		

(a) Finance and service charges not included in Lines 1 to 35 \$ .....  
(b) For health business on indicated lines report: Number of persons insured under PPO managed care products ..... and number of persons insured under indemnity only products .....



ANNUAL STATEMENT FOR THE YEAR 2011 OF THE Plans' Liability Insurance Company

EXHIBIT OF PREMIUMS AND LOSSES (Statutory Page 14)

NAIC Group Code 00023

BUSINESS IN THE STATE OF Michigan

DURING THE YEAR 2011

NAIC Company Code 26794

Line of Business		Gross Premiums, Including Policy and Membership Fees, Less Return Premiums and Premiums on Policies not Taken		3 Dividends Paid or Credited to Policyholders on Direct Business	4 Direct Unearned Premium Reserves	5 Direct Losses Paid (deducting salvage)	6 Direct Losses Incurred	7 Direct Losses Unpaid	8 Direct Defense and Cost Containment Expense Paid	9 Direct Defense and Cost Containment Expense Incurred	10 Direct Defense and Cost Containment Expense Unpaid	11 Commissions and Brokerage Expenses	12 Taxes, Licenses and Fees
		1 Direct Premiums Written	2 Direct Premiums Earned										
1.	Fire .....												
2.1	Allied lines .....												
2.2	Multiple peril crop .....												
2.3	Federal flood .....												
3.	Farmowners multiple peril .....												
4.	Homeowners multiple peril .....												
5.1	Commercial multiple peril (non-liability portion) .....												
5.2	Commercial multiple peril (liability portion) .....												
6.	Mortgage guaranty .....												
8.	Ocean marine .....												
9.	Inland marine .....												
10.	Financial guaranty .....												
11.	Medical professional liability .....												
12.	Earthquake .....												
13.	Group accident and health (b).....												
14.	Credit A & H (group and individual) .....												
15.1	Collectively renewable A & H (b).....												
15.2	Non-cancelable A & H (b).....												
15.3	Guaranteed renewable A & H (b).....												
15.4	Non-renewable for stated reasons only (b).....												
15.5	Other accident only .....												
15.6	Medicare Title XVIII exempt from state taxes or fees.....												
15.7	All other A & H (b).....												
15.8	Federal employees health benefits program premium (b).....												
16.	Workers' compensation .....												
17.1	Other liability-Occurrence.....												
17.2	Other Liability-Claims-Made.....												
17.3	Excess workers' compensation.....												
18.	Products liability .....												
19.1	Private passenger auto no-fault (personal injury protection) .....												
19.2	Other private passenger auto liability .....												
19.3	Commercial auto no-fault (personal injury protection) .....												
19.4	Other commercial auto liability .....												
21.1	Private passenger auto physical damage .....												
21.2	Commercial auto physical damage .....												
22.	Aircraft (all perils) .....												
23.	Fidelity .....												
24.	Surety .....												
26.	Burglary and theft .....												
27.	Boiler and machinery .....												
28.	Credit .....												
30.	Warranty .....												
34.	Aggregate write-ins for other lines of business .....	0	0	0	0	0	0	0	0	0	0	0	0
35.	TOTALS (a) .....	0	0	0	0	0	0	0	0	0	0	0	0
DETAILS OF WRITE-INS													
3401.	.....												
3402.	.....												
3403.	.....												
3498.	Summary of remaining write-ins for Line 34 from overflow page .....	0	0	0	0	0	0	0	0	0	0	0	0
3499.	Totals (Lines 3401 through 3403 Plus 3498) (Line 34 above) .....	0	0	0	0	0	0	0	0	0	0	0	0

NONE

19.MI

(a) Finance and service charges not included in Lines 1 to 35 \$ .....  
(b) For health business on indicated lines report: Number of persons insured under PPO managed care products ..... and number of persons insured under indemnity only products .....

19.MN



ANNUAL STATEMENT FOR THE YEAR 2011 OF THE Plans' Liability Insurance Company

EXHIBIT OF PREMIUMS AND LOSSES (Statutory Page 14)

NAIC Group Code 00023		BUSINESS IN THE STATE OF Minnesota				DURING THE YEAR 2011					NAIC Company Code 26794		
Line of Business		Gross Premiums, including Policy and Membership Fees, Less Return Premiums and Premiums on Policies not Taken		3 Dividends Paid or Credited to Policyholders on Direct Business	4 Direct Unearned Premium Reserves	5 Direct Losses Paid (deducting salvage)	6 Direct Losses Incurred	7 Direct Losses Unpaid	8 Direct Defense and Cost Containment Expense Paid	9 Direct Defense and Cost Containment Expense Incurred	10 Direct Defense and Cost Containment Expense Unpaid	11 Commissions and Brokerage Expenses	12 Taxes, Licenses and Fees
		1 Direct Premiums Written	2 Direct Premiums Earned										
1.	Fire .....												
2.1	Allied lines .....												
2.2	Multiple peril crop .....												
2.3	Federal flood .....												
3.	Farmowners multiple peril .....												
4.	Homeowners multiple peril .....												
5.1	Commercial multiple peril (non-liability portion) .....												
5.2	Commercial multiple peril (liability portion) .....												
6.	Mortgage guaranty .....												
8.	Ocean marine .....												
9.	Inland marine .....												
10.	Financial guaranty .....												
11.	Medical professional liability .....												
12.	Earthquake .....												
13.	Group accident and health (b).....												
14.	Credit A & H (group and individual) .....												
15.1	Collectively renewable A & H (b).....												
15.2	Non-cancelable A & H (b).....												
15.3	Guaranteed renewable A & H (b).....												
15.4	Non-renewable for stated reasons only (b).....												
15.5	Other accident only .....												
15.6	Medicare Title XVIII exempt from state taxes or fees.....												
15.7	All other A & H (b).....												
15.8	Federal employees health benefits program premium (b).....												
16.	Workers' compensation .....												
17.1	Other liability-Occurrence.....												
17.2	Other Liability-Claims-Made.....												
17.3	Excess workers' compensation.....												
18.	Products liability .....												
19.1	Private passenger auto no-fault (personal injury protection) .....												
19.2	Other private passenger auto liability .....												
19.3	Commercial auto no-fault (personal injury protection) .....												
19.4	Other commercial auto liability .....												
21.1	Private passenger auto physical damage .....												
21.2	Commercial auto physical damage .....												
22.	Aircraft (all perils) .....												
23.	Fidelity .....												
24.	Surety .....												
26.	Burglary and theft .....												
27.	Boiler and machinery .....												
28.	Credit .....												
30.	Warranty .....												
34.	Aggregate write-ins for other lines of business .....	0	0	0	0	0	0	0	0	0	0	0	0
35.	TOTALS (a) .....	0	0	0	0	0	0	0	0	0	0	0	0
DETAILS OF WRITE-INS													
3401.	.....												
3402.	.....												
3403.	.....												
3498.	Summary of remaining write-ins for Line 34 from overflow page .....	0	0	0	0	0	0	0	0	0	0	0	0
3499.	Totals (Lines 3401 through 3403 Plus 3498) (Line 34 above) .....	0	0	0	0	0	0	0	0	0	0	0	0

NONE

(a) Finance and service charges not included in Lines 1 to 35 \$ .....  
(b) For health business on indicated lines report: Number of persons insured under PPO managed care products ..... and number of persons insured under indemnity only products .....



ANNUAL STATEMENT FOR THE YEAR 2011 OF THE Plans' Liability Insurance Company

EXHIBIT OF PREMIUMS AND LOSSES (Statutory Page 14)

NAIC Group Code 00023		BUSINESS IN THE STATE OF Mississippi				DURING THE YEAR 2011					NAIC Company Code 26794		
Line of Business		Gross Premiums, including Policy and Membership Fees, Less Return Premiums and Premiums on Policies not Taken		3 Dividends Paid or Credited to Policyholders on Direct Business	4 Direct Unearned Premium Reserves	5 Direct Losses Paid (deducting salvage)	6 Direct Losses Incurred	7 Direct Losses Unpaid	8 Direct Defense and Cost Containment Expense Paid	9 Direct Defense and Cost Containment Expense Incurred	10 Direct Defense and Cost Containment Expense Unpaid	11 Commissions and Brokerage Expenses	12 Taxes, Licenses and Fees
		1 Direct Premiums Written	2 Direct Premiums Earned										
1.	Fire .....												
2.1	Allied lines .....												
2.2	Multiple peril crop .....												
2.3	Federal flood .....												
3.	Farmowners multiple peril .....												
4.	Homeowners multiple peril .....												
5.1	Commercial multiple peril (non-liability portion) .....												
5.2	Commercial multiple peril (liability portion) .....												
6.	Mortgage guaranty .....												
8.	Ocean marine .....												
9.	Inland marine .....												
10.	Financial guaranty .....												
11.	Medical professional liability .....												
12.	Earthquake .....												
13.	Group accident and health (b).....												
14.	Credit A & H (group and individual) .....												
15.1	Collectively renewable A & H (b).....												
15.2	Non-cancelable A & H (b).....												
15.3	Guaranteed renewable A & H (b).....												
15.4	Non-renewable for stated reasons only (b).....												
15.5	Other accident only .....												
15.6	Medicare Title XVIII exempt from state taxes or fees.....												
15.7	All other A & H (b).....												
15.8	Federal employees health benefits program premium (b).....												
16.	Workers' compensation .....												
17.1	Other liability-Occurrence.....												
17.2	Other Liability-Claims-Made.....												
17.3	Excess workers' compensation.....												
18.	Products liability .....												
19.1	Private passenger auto no-fault (personal injury protection) .....												
19.2	Other private passenger auto liability .....												
19.3	Commercial auto no-fault (personal injury protection) .....												
19.4	Other commercial auto liability .....												
21.1	Private passenger auto physical damage .....												
21.2	Commercial auto physical damage .....												
22.	Aircraft (all perils) .....												
23.	Fidelity .....												
24.	Surety .....												
26.	Burglary and theft .....												
27.	Boiler and machinery .....												
28.	Credit .....												
30.	Warranty .....												
34.	Aggregate write-ins for other lines of business .....	0	0	0	0	0	0	0	0	0	0	0	0
35.	TOTALS (a) .....	0	0	0	0	0	0	0	0	0	0	0	0
DETAILS OF WRITE-INS													
3401.	.....												
3402.	.....												
3403.	.....												
3498.	Summary of remaining write-ins for Line 34 from overflow page .....	0	0	0	0	0	0	0	0	0	0	0	0
3499.	Totals (Lines 3401 through 3403 Plus 3498) (Line 34 above) .....	0	0	0	0	0	0	0	0	0	0	0	0

NONE

(a) Finance and service charges not included in Lines 1 to 35 \$ .....  
(b) For health business on indicated lines report: Number of persons insured under PPO managed care products ..... and number of persons insured under indemnity only products .....



ANNUAL STATEMENT FOR THE YEAR 2011 OF THE Plans' Liability Insurance Company

EXHIBIT OF PREMIUMS AND LOSSES (Statutory Page 14)

NAIC Group Code 00023		BUSINESS IN THE STATE OF Missouri				DURING THE YEAR 2011					NAIC Company Code 26794		
Line of Business		Gross Premiums, including Policy and Membership Fees, Less Return Premiums and Premiums on Policies not Taken		3 Dividends Paid or Credited to Policyholders on Direct Business	4 Direct Unearned Premium Reserves	5 Direct Losses Paid (deducting salvage)	6 Direct Losses Incurred	7 Direct Losses Unpaid	8 Direct Defense and Cost Containment Expense Paid	9 Direct Defense and Cost Containment Expense Incurred	10 Direct Defense and Cost Containment Expense Unpaid	11 Commissions and Brokerage Expenses	12 Taxes, Licenses and Fees
		1 Direct Premiums Written	2 Direct Premiums Earned										
1.	Fire .....												
2.1	Allied lines .....												
2.2	Multiple peril crop .....												
2.3	Federal flood .....												
3.	Farmowners multiple peril .....												
4.	Homeowners multiple peril .....												
5.1	Commercial multiple peril (non-liability portion) .....												
5.2	Commercial multiple peril (liability portion) .....												
6.	Mortgage guaranty .....												
8.	Ocean marine .....												
9.	Inland marine .....												
10.	Financial guaranty .....												
11.	Medical professional liability .....												
12.	Earthquake .....												
13.	Group accident and health (b).....												
14.	Credit A & H (group and individual) .....												
15.1	Collectively renewable A & H (b).....												
15.2	Non-cancelable A & H (b).....												
15.3	Guaranteed renewable A & H (b).....												
15.4	Non-renewable for stated reasons only (b).....												
15.5	Other accident only .....												
15.6	Medicare Title XVIII exempt from state taxes or fees.....												
15.7	All other A & H (b).....												
15.8	Federal employees health benefits program premium (b).....												
16.	Workers' compensation .....												
17.1	Other liability-Occurrence.....												
17.2	Other Liability-Claims-Made.....												
17.3	Excess workers' compensation.....												
18.	Products liability .....												
19.1	Private passenger auto no-fault (personal injury protection) .....												
19.2	Other private passenger auto liability .....												
19.3	Commercial auto no-fault (personal injury protection) .....												
19.4	Other commercial auto liability .....												
21.1	Private passenger auto physical damage .....												
21.2	Commercial auto physical damage .....												
22.	Aircraft (all perils) .....												
23.	Fidelity .....												
24.	Surety .....												
26.	Burglary and theft .....												
27.	Boiler and machinery .....												
28.	Credit .....												
30.	Warranty .....												
34.	Aggregate write-ins for other lines of business .....	0	0	0	0	0	0	0	0	0	0	0	0
35.	TOTALS (a) .....	0	0	0	0	0	0	0	0	0	0	0	0
DETAILS OF WRITE-INS													
3401.	.....												
3402.	.....												
3403.	.....												
3498.	Summary of remaining write-ins for Line 34 from overflow page .....	0	0	0	0	0	0	0	0	0	0	0	0
3499.	Totals (Lines 3401 through 3403 Plus 3498) (Line 34 above) .....	0	0	0	0	0	0	0	0	0	0	0	0

NONE

(a) Finance and service charges not included in Lines 1 to 35 \$ .....  
(b) For health business on indicated lines report: Number of persons insured under PPO managed care products ..... and number of persons insured under indemnity only products .....



ANNUAL STATEMENT FOR THE YEAR 2011 OF THE Plans' Liability Insurance Company

EXHIBIT OF PREMIUMS AND LOSSES (Statutory Page 14)

NAIC Group Code 00023		BUSINESS IN THE STATE OF Montana				DURING THE YEAR 2011				NAIC Company Code 26794			
Line of Business		Gross Premiums, including Policy and Membership Fees, Less Return Premiums and Premiums on Policies not Taken		3 Dividends Paid or Credited to Policyholders on Direct Business	4 Direct Unearned Premium Reserves	5 Direct Losses Paid (deducting salvage)	6 Direct Losses Incurred	7 Direct Losses Unpaid	8 Direct Defense and Cost Containment Expense Paid	9 Direct Defense and Cost Containment Expense Incurred	10 Direct Defense and Cost Containment Expense Unpaid	11 Commissions and Brokerage Expenses	12 Taxes, Licenses and Fees
		1 Direct Premiums Written	2 Direct Premiums Earned										
1.	Fire .....												
2.1	Allied lines .....												
2.2	Multiple peril crop .....												
2.3	Federal flood .....												
3.	Farmowners multiple peril .....												
4.	Homeowners multiple peril .....												
5.1	Commercial multiple peril (non-liability portion) .....												
5.2	Commercial multiple peril (liability portion) .....												
6.	Mortgage guaranty .....												
8.	Ocean marine .....												
9.	Inland marine .....												
10.	Financial guaranty .....												
11.	Medical professional liability .....												
12.	Earthquake .....												
13.	Group accident and health (b).....												
14.	Credit A & H (group and individual) .....												
15.1	Collectively renewable A & H (b).....												
15.2	Non-cancelable A & H (b).....												
15.3	Guaranteed renewable A & H (b).....												
15.4	Non-renewable for stated reasons only (b).....												
15.5	Other accident only .....												
15.6	Medicare Title XVIII exempt from state taxes or fees.....												
15.7	All other A & H (b).....												
15.8	Federal employees health benefits program premium (b).....												
16.	Workers' compensation .....												
17.1	Other liability-Occurrence.....												
17.2	Other Liability-Claims-Made.....												
17.3	Excess workers' compensation.....												
18.	Products liability .....												
19.1	Private passenger auto no-fault (personal injury protection) .....												
19.2	Other private passenger auto liability .....												
19.3	Commercial auto no-fault (personal injury protection) .....												
19.4	Other commercial auto liability .....												
21.1	Private passenger auto physical damage .....												
21.2	Commercial auto physical damage .....												
22.	Aircraft (all perils) .....												
23.	Fidelity .....												
24.	Surety .....												
26.	Burglary and theft .....												
27.	Boiler and machinery .....												
28.	Credit .....												
30.	Warranty .....												
34.	Aggregate write-ins for other lines of business .....	0	0	0	0	0	0	0	0	0	0	0	0
35.	TOTALS (a) .....	0	0	0	0	0	0	0	0	0	0	0	0
DETAILS OF WRITE-INS													
3401.	.....												
3402.	.....												
3403.	.....												
3498.	Summary of remaining write-ins for Line 34 from overflow page .....	0	0	0	0	0	0	0	0	0	0	0	0
3499.	Totals (Lines 3401 through 3403 Plus 3498) (Line 34 above) .....	0	0	0	0	0	0	0	0	0	0	0	0

NONE

(a) Finance and service charges not included in Lines 1 to 35 \$ .....  
(b) For health business on indicated lines report: Number of persons insured under PPO managed care products ..... and number of persons insured under indemnity only products .....





ANNUAL STATEMENT FOR THE YEAR 2011 OF THE Plans' Liability Insurance Company

EXHIBIT OF PREMIUMS AND LOSSES (Statutory Page 14)

NAIC Group Code 00023

BUSINESS IN THE STATE OF Nebraska

DURING THE YEAR 2011

NAIC Company Code 26794

Line of Business		Gross Premiums, Including Policy and Membership Fees, Less Return Premiums and Premiums on Policies not Taken		3 Dividends Paid or Credited to Policyholders on Direct Business	4 Direct Unearned Premium Reserves	5 Direct Losses Paid (deducting salvage)	6 Direct Losses Incurred	7 Direct Losses Unpaid	8 Direct Defense and Cost Containment Expense Paid	9 Direct Defense and Cost Containment Expense Incurred	10 Direct Defense and Cost Containment Expense Unpaid	11 Commissions and Brokerage Expenses	12 Taxes, Licenses and Fees
		1 Direct Premiums Written	2 Direct Premiums Earned										
1.	Fire .....												
2.1	Allied lines .....												
2.2	Multiple peril crop .....												
2.3	Federal flood .....												
3.	Farmowners multiple peril .....												
4.	Homeowners multiple peril .....												
5.1	Commercial multiple peril (non-liability portion) .....												
5.2	Commercial multiple peril (liability portion) .....												
6.	Mortgage guaranty .....												
8.	Ocean marine .....												
9.	Inland marine .....												
10.	Financial guaranty .....												
11.	Medical professional liability .....												
12.	Earthquake .....												
13.	Group accident and health (b).....												
14.	Credit A & H (group and individual) .....												
15.1	Collectively renewable A & H (b).....												
15.2	Non-cancelable A & H (b).....												
15.3	Guaranteed renewable A & H (b).....												
15.4	Non-renewable for stated reasons only (b).....												
15.5	Other accident only .....												
15.6	Medicare Title XVIII exempt from state taxes or fees.....												
15.7	All other A & H (b).....												
15.8	Federal employees health benefits program premium (b).....												
16.	Workers' compensation .....												
17.1	Other liability-Occurrence.....												
17.2	Other Liability-Claims-Made.....												
17.3	Excess workers' compensation.....												
18.	Products liability .....												
19.1	Private passenger auto no-fault (personal injury protection) .....												
19.2	Other private passenger auto liability .....												
19.3	Commercial auto no-fault (personal injury protection) .....												
19.4	Other commercial auto liability .....												
21.1	Private passenger auto physical damage .....												
21.2	Commercial auto physical damage .....												
22.	Aircraft (all perils) .....												
23.	Fidelity .....												
24.	Surety .....												
26.	Burglary and theft .....												
27.	Boiler and machinery .....												
28.	Credit .....												
30.	Warranty .....												
34.	Aggregate write-ins for other lines of business .....	0	0	0	0	0	0	0	0	0	0	0	0
35.	TOTALS (a) .....	0	0	0	0	0	0	0	0	0	0	0	0
DETAILS OF WRITE-INS													
3401.	.....												
3402.	.....												
3403.	.....												
3498.	Summary of remaining write-ins for Line 34 from overflow page .....	0	0	0	0	0	0	0	0	0	0	0	0
3499.	Totals (Lines 3401 through 3403 Plus 3498) (Line 34 above) .....	0	0	0	0	0	0	0	0	0	0	0	0

NONE

19.NE

(a) Finance and service charges not included in Lines 1 to 35 \$ .....  
(b) For health business on indicated lines report: Number of persons insured under PPO managed care products ..... and number of persons insured under indemnity only products .....



ANNUAL STATEMENT FOR THE YEAR 2011 OF THE Plans' Liability Insurance Company

EXHIBIT OF PREMIUMS AND LOSSES (Statutory Page 14)

NAIC Group Code 00023		BUSINESS IN THE STATE OF Nevada				DURING THE YEAR 2011					NAIC Company Code 26794		
Line of Business		Gross Premiums, Including Policy and Membership Fees, Less Return Premiums and Premiums on Policies not Taken		3 Dividends Paid or Credited to Policyholders on Direct Business	4 Direct Unearned Premium Reserves	5 Direct Losses Paid (deducting salvage)	6 Direct Losses Incurred	7 Direct Losses Unpaid	8 Direct Defense and Cost Containment Expense Paid	9 Direct Defense and Cost Containment Expense Incurred	10 Direct Defense and Cost Containment Expense Unpaid	11 Commissions and Brokerage Expenses	12 Taxes, Licenses and Fees
		1 Direct Premiums Written	2 Direct Premiums Earned										
1.	Fire .....												
2.1	Allied lines .....												
2.2	Multiple peril crop .....												
2.3	Federal flood .....												
3.	Farmowners multiple peril .....												
4.	Homeowners multiple peril .....												
5.1	Commercial multiple peril (non-liability portion) .....												
5.2	Commercial multiple peril (liability portion) .....												
6.	Mortgage guaranty .....												
8.	Ocean marine .....												
9.	Inland marine .....												
10.	Financial guaranty .....												
11.	Medical professional liability .....												
12.	Earthquake .....												
13.	Group accident and health (b).....												
14.	Credit A & H (group and individual) .....												
15.1	Collectively renewable A & H (b).....												
15.2	Non-cancelable A & H (b).....												
15.3	Guaranteed renewable A & H (b).....												
15.4	Non-renewable for stated reasons only (b).....												
15.5	Other accident only .....												
15.6	Medicare Title XVIII exempt from state taxes or fees.....												
15.7	All other A & H (b).....												
15.8	Federal employees health benefits program premium (b).....												
16.	Workers' compensation .....												
17.1	Other liability-Occurrence.....												
17.2	Other Liability-Claims-Made.....												
17.3	Excess workers' compensation.....												
18.	Products liability .....												
19.1	Private passenger auto no-fault (personal injury protection) .....												
19.2	Other private passenger auto liability .....												
19.3	Commercial auto no-fault (personal injury protection) .....												
19.4	Other commercial auto liability .....												
21.1	Private passenger auto physical damage .....												
21.2	Commercial auto physical damage .....												
22.	Aircraft (all perils) .....												
23.	Fidelity .....												
24.	Surety .....												
26.	Burglary and theft .....												
27.	Boiler and machinery .....												
28.	Credit .....												
30.	Warranty .....												
34.	Aggregate write-ins for other lines of business .....	0	0	0	0	0	0	0	0	0	0	0	0
35.	TOTALS (a) .....	0	0	0	0	0	0	0	0	0	0	0	0
DETAILS OF WRITE-INS													
3401.	.....												
3402.	.....												
3403.	.....												
3498.	Summary of remaining write-ins for Line 34 from overflow page .....	0	0	0	0	0	0	0	0	0	0	0	0
3499.	Totals (Lines 3401 through 3403 Plus 3498) (Line 34 above) .....	0	0	0	0	0	0	0	0	0	0	0	0

NONE

(a) Finance and service charges not included in Lines 1 to 35 \$ .....  
(b) For health business on indicated lines report: Number of persons insured under PPO managed care products ..... and number of persons insured under indemnity only products .....



ANNUAL STATEMENT FOR THE YEAR 2011 OF THE Plans' Liability Insurance Company

EXHIBIT OF PREMIUMS AND LOSSES (Statutory Page 14)

NAIC Group Code 00023		BUSINESS IN THE STATE OF New Hampshire				DURING THE YEAR 2011					NAIC Company Code 26794		
Line of Business		Gross Premiums, Including Policy and Membership Fees, Less Return Premiums and Premiums on Policies not Taken		3 Dividends Paid or Credited to Policyholders on Direct Business	4 Direct Unearned Premium Reserves	5 Direct Losses Paid (deducting salvage)	6 Direct Losses Incurred	7 Direct Losses Unpaid	8 Direct Defense and Cost Containment Expense Paid	9 Direct Defense and Cost Containment Expense Incurred	10 Direct Defense and Cost Containment Expense Unpaid	11 Commissions and Brokerage Expenses	12 Taxes, Licenses and Fees
		1 Direct Premiums Written	2 Direct Premiums Earned										
1.	Fire .....												
2.1	Allied lines .....												
2.2	Multiple peril crop .....												
2.3	Federal flood .....												
3.	Farmowners multiple peril .....												
4.	Homeowners multiple peril .....												
5.1	Commercial multiple peril (non-liability portion) .....												
5.2	Commercial multiple peril (liability portion) .....												
6.	Mortgage guaranty .....												
8.	Ocean marine .....												
9.	Inland marine .....												
10.	Financial guaranty .....												
11.	Medical professional liability .....												
12.	Earthquake .....												
13.	Group accident and health (b).....												
14.	Credit A & H (group and individual) .....												
15.1	Collectively renewable A & H (b).....												
15.2	Non-cancelable A & H (b).....												
15.3	Guaranteed renewable A & H (b).....												
15.4	Non-renewable for stated reasons only (b).....												
15.5	Other accident only .....												
15.6	Medicare Title XVIII exempt from state taxes or fees.....												
15.7	All other A & H (b).....												
15.8	Federal employees health benefits program premium (b).....												
16.	Workers' compensation .....												
17.1	Other liability-Occurrence.....												
17.2	Other Liability-Claims-Made.....												
17.3	Excess workers' compensation.....												
18.	Products liability .....												
19.1	Private passenger auto no-fault (personal injury protection) .....												
19.2	Other private passenger auto liability .....												
19.3	Commercial auto no-fault (personal injury protection) .....												
19.4	Other commercial auto liability .....												
21.1	Private passenger auto physical damage .....												
21.2	Commercial auto physical damage .....												
22.	Aircraft (all perils) .....												
23.	Fidelity .....												
24.	Surety .....												
26.	Burglary and theft .....												
27.	Boiler and machinery .....												
28.	Credit .....												
30.	Warranty .....												
34.	Aggregate write-ins for other lines of business .....	0	0	0	0	0	0	0	0	0	0	0	0
35.	TOTALS (a) .....	0	0	0	0	0	0	0	0	0	0	0	0
DETAILS OF WRITE-INS													
3401.	.....												
3402.	.....												
3403.	.....												
3498.	Summary of remaining write-ins for Line 34 from overflow page .....	0	0	0	0	0	0	0	0	0	0	0	0
3499.	Totals (Lines 3401 through 3403 Plus 3498) (Line 34 above) .....	0	0	0	0	0	0	0	0	0	0	0	0

NONE

(a) Finance and service charges not included in Lines 1 to 35 \$ .....  
(b) For health business on indicated lines report: Number of persons insured under PPO managed care products ..... and number of persons insured under indemnity only products .....



ANNUAL STATEMENT FOR THE YEAR 2011 OF THE Plans' Liability Insurance Company

EXHIBIT OF PREMIUMS AND LOSSES (Statutory Page 14)

NAIC Group Code 00023		BUSINESS IN THE STATE OF New Jersey				DURING THE YEAR 2011				NAIC Company Code 26794			
Line of Business		Gross Premiums, including Policy and Membership Fees, Less Return Premiums and Premiums on Policies not Taken		3 Dividends Paid or Credited to Policyholders on Direct Business	4 Direct Unearned Premium Reserves	5 Direct Losses Paid (deducting salvage)	6 Direct Losses Incurred	7 Direct Losses Unpaid	8 Direct Defense and Cost Containment Expense Paid	9 Direct Defense and Cost Containment Expense Incurred	10 Direct Defense and Cost Containment Expense Unpaid	11 Commissions and Brokerage Expenses	12 Taxes, Licenses and Fees
		1 Direct Premiums Written	2 Direct Premiums Earned										
1.	Fire .....												
2.1	Allied lines .....												
2.2	Multiple peril crop .....												
2.3	Federal flood .....												
3.	Farmowners multiple peril .....												
4.	Homeowners multiple peril .....												
5.1	Commercial multiple peril (non-liability portion) .....												
5.2	Commercial multiple peril (liability portion) .....												
6.	Mortgage guaranty .....												
8.	Ocean marine .....												
9.	Inland marine .....												
10.	Financial guaranty .....												
11.	Medical professional liability .....												
12.	Earthquake .....												
13.	Group accident and health (b).....												
14.	Credit A & H (group and individual) .....												
15.1	Collectively renewable A & H (b).....												
15.2	Non-cancelable A & H (b).....												
15.3	Guaranteed renewable A & H (b).....												
15.4	Non-renewable for stated reasons only (b).....												
15.5	Other accident only .....												
15.6	Medicare Title XVIII exempt from state taxes or fees.....												
15.7	All other A & H (b).....												
15.8	Federal employees health benefits program premium (b).....												
16.	Workers' compensation .....												
17.1	Other liability-Occurrence.....												
17.2	Other Liability-Claims-Made.....												
17.3	Excess workers' compensation.....												
18.	Products liability .....												
19.1	Private passenger auto no-fault (personal injury protection) .....												
19.2	Other private passenger auto liability .....												
19.3	Commercial auto no-fault (personal injury protection) .....												
19.4	Other commercial auto liability .....												
21.1	Private passenger auto physical damage .....												
21.2	Commercial auto physical damage .....												
22.	Aircraft (all perils) .....												
23.	Fidelity .....												
24.	Surety .....												
26.	Burglary and theft .....												
27.	Boiler and machinery .....												
28.	Credit .....												
30.	Warranty .....												
34.	Aggregate write-ins for other lines of business .....	0	0	0	0	0	0	0	0	0	0	0	0
35.	TOTALS (a) .....	0	0	0	0	0	0	0	0	0	0	0	0
DETAILS OF WRITE-INS													
3401.	.....												
3402.	.....												
3403.	.....												
3498.	Summary of remaining write-ins for Line 34 from overflow page .....	0	0	0	0	0	0	0	0	0	0	0	0
3499.	Totals (Lines 3401 through 3403 Plus 3498) (Line 34 above) .....	0	0	0	0	0	0	0	0	0	0	0	0

NONE

(a) Finance and service charges not included in Lines 1 to 35 \$ .....  
(b) For health business on indicated lines report: Number of persons insured under PPO managed care products ..... and number of persons insured under indemnity only products .....



ANNUAL STATEMENT FOR THE YEAR 2011 OF THE Plans' Liability Insurance Company

EXHIBIT OF PREMIUMS AND LOSSES (Statutory Page 14)

NAIC Group Code 00023		BUSINESS IN THE STATE OF New Mexico				DURING THE YEAR 2011					NAIC Company Code 26794		
Line of Business		Gross Premiums, Including Policy and Membership Fees, Less Return Premiums and Premiums on Policies not Taken		3 Dividends Paid or Credited to Policyholders on Direct Business	4 Direct Unearned Premium Reserves	5 Direct Losses Paid (deducting salvage)	6 Direct Losses Incurred	7 Direct Losses Unpaid	8 Direct Defense and Cost Containment Expense Paid	9 Direct Defense and Cost Containment Expense Incurred	10 Direct Defense and Cost Containment Expense Unpaid	11 Commissions and Brokerage Expenses	12 Taxes, Licenses and Fees
		1 Direct Premiums Written	2 Direct Premiums Earned										
1.	Fire .....												
2.1	Allied lines .....												
2.2	Multiple peril crop .....												
2.3	Federal flood .....												
3.	Farmowners multiple peril .....												
4.	Homeowners multiple peril .....												
5.1	Commercial multiple peril (non-liability portion) .....												
5.2	Commercial multiple peril (liability portion) .....												
6.	Mortgage guaranty .....												
8.	Ocean marine .....												
9.	Inland marine .....												
10.	Financial guaranty .....												
11.	Medical professional liability .....												
12.	Earthquake .....												
13.	Group accident and health (b).....												
14.	Credit A & H (group and individual) .....												
15.1	Collectively renewable A & H (b).....												
15.2	Non-cancelable A & H (b).....												
15.3	Guaranteed renewable A & H (b).....												
15.4	Non-renewable for stated reasons only (b).....												
15.5	Other accident only .....												
15.6	Medicare Title XVIII exempt from state taxes or fees.....												
15.7	All other A & H (b).....												
15.8	Federal employees health benefits program premium (b).....												
16.	Workers' compensation .....												
17.1	Other liability-Occurrence.....												
17.2	Other Liability-Claims-Made.....												
17.3	Excess workers' compensation.....												
18.	Products liability .....												
19.1	Private passenger auto no-fault (personal injury protection) .....												
19.2	Other private passenger auto liability .....												
19.3	Commercial auto no-fault (personal injury protection) .....												
19.4	Other commercial auto liability .....												
21.1	Private passenger auto physical damage .....												
21.2	Commercial auto physical damage .....												
22.	Aircraft (all perils) .....												
23.	Fidelity .....												
24.	Surety .....												
26.	Burglary and theft .....												
27.	Boiler and machinery .....												
28.	Credit .....												
30.	Warranty .....												
34.	Aggregate write-ins for other lines of business .....	0	0	0	0	0	0	0	0	0	0	0	0
35.	TOTALS (a) .....	0	0	0	0	0	0	0	0	0	0	0	0
DETAILS OF WRITE-INS													
3401.	.....												
3402.	.....												
3403.	.....												
3498.	Summary of remaining write-ins for Line 34 from overflow page .....	0	0	0	0	0	0	0	0	0	0	0	0
3499.	Totals (Lines 3401 through 3403 Plus 3498) (Line 34 above) .....	0	0	0	0	0	0	0	0	0	0	0	0

NONE

(a) Finance and service charges not included in Lines 1 to 35 \$ .....  
(b) For health business on indicated lines report: Number of persons insured under PPO managed care products ..... and number of persons insured under indemnity only products .....

19.NY



ANNUAL STATEMENT FOR THE YEAR 2011 OF THE Plans' Liability Insurance Company

EXHIBIT OF PREMIUMS AND LOSSES (Statutory Page 14)

NAIC Group Code 00023		BUSINESS IN THE STATE OF New York				DURING THE YEAR 2011				NAIC Company Code 26794			
Line of Business		Gross Premiums, Including Policy and Membership Fees, Less Return Premiums and Premiums on Policies not Taken		3 Dividends Paid or Credited to Policyholders on Direct Business	4 Direct Unearned Premium Reserves	5 Direct Losses Paid (deducting salvage)	6 Direct Losses Incurred	7 Direct Losses Unpaid	8 Direct Defense and Cost Containment Expense Paid	9 Direct Defense and Cost Containment Expense Incurred	10 Direct Defense and Cost Containment Expense Unpaid	11 Commissions and Brokerage Expenses	12 Taxes, Licenses and Fees
		1 Direct Premiums Written	2 Direct Premiums Earned										
1.	Fire .....												
2.1	Allied lines .....												
2.2	Multiple peril crop .....												
2.3	Federal flood .....												
3.	Farmowners multiple peril .....												
4.	Homeowners multiple peril .....												
5.1	Commercial multiple peril (non-liability portion) .....												
5.2	Commercial multiple peril (liability portion) .....												
6.	Mortgage guaranty .....												
8.	Ocean marine .....												
9.	Inland marine .....												
10.	Financial guaranty .....												
11.	Medical professional liability .....												
12.	Earthquake .....												
13.	Group accident and health (b).....												
14.	Credit A & H (group and individual) .....												
15.1	Collectively renewable A & H (b).....												
15.2	Non-cancelable A & H (b).....												
15.3	Guaranteed renewable A & H (b).....												
15.4	Non-renewable for stated reasons only (b).....												
15.5	Other accident only .....												
15.6	Medicare Title XVIII exempt from state taxes or fees.....												
15.7	All other A & H (b).....												
15.8	Federal employees health benefits program premium (b).....												
16.	Workers' compensation .....												
17.1	Other liability-Occurrence.....												
17.2	Other Liability-Claims-Made.....												
17.3	Excess workers' compensation.....												
18.	Products liability .....												
19.1	Private passenger auto no-fault (personal injury protection) .....												
19.2	Other private passenger auto liability .....												
19.3	Commercial auto no-fault (personal injury protection) .....												
19.4	Other commercial auto liability .....												
21.1	Private passenger auto physical damage .....												
21.2	Commercial auto physical damage .....												
22.	Aircraft (all perils) .....												
23.	Fidelity .....												
24.	Surety .....												
26.	Burglary and theft .....												
27.	Boiler and machinery .....												
28.	Credit .....												
30.	Warranty .....												
34.	Aggregate write-ins for other lines of business .....	0	0	0	0	0	0	0	0	0	0	0	0
35.	TOTALS (a) .....	0	0	0	0	0	0	0	0	0	0	0	0
DETAILS OF WRITE-INS													
3401.	.....												
3402.	.....												
3403.	.....												
3498.	Summary of remaining write-ins for Line 34 from overflow page .....	0	0	0	0	0	0	0	0	0	0	0	0
3499.	Totals (Lines 3401 through 3403 Plus 3498) (Line 34 above) .....	0	0	0	0	0	0	0	0	0	0	0	0

NONE

(a) Finance and service charges not included in Lines 1 to 35 \$ .....  
(b) For health business on indicated lines report: Number of persons insured under PPO managed care products ..... and number of persons insured under indemnity only products .....



ANNUAL STATEMENT FOR THE YEAR 2011 OF THE Plans' Liability Insurance Company

EXHIBIT OF PREMIUMS AND LOSSES (Statutory Page 14)

NAIC Group Code 00023		BUSINESS IN THE STATE OF North Carolina				DURING THE YEAR 2011					NAIC Company Code 26794		
Line of Business		Gross Premiums, Including Policy and Membership Fees, Less Return Premiums and Premiums on Policies not Taken		3 Dividends Paid or Credited to Policyholders on Direct Business	4 Direct Unearned Premium Reserves	5 Direct Losses Paid (deducting salvage)	6 Direct Losses Incurred	7 Direct Losses Unpaid	8 Direct Defense and Cost Containment Expense Paid	9 Direct Defense and Cost Containment Expense Incurred	10 Direct Defense and Cost Containment Expense Unpaid	11 Commissions and Brokerage Expenses	12 Taxes, Licenses and Fees
		1 Direct Premiums Written	2 Direct Premiums Earned										
1.	Fire .....												
2.1	Allied lines .....												
2.2	Multiple peril crop .....												
2.3	Federal flood .....												
3.	Farmowners multiple peril .....												
4.	Homeowners multiple peril .....												
5.1	Commercial multiple peril (non-liability portion) .....												
5.2	Commercial multiple peril (liability portion) .....												
6.	Mortgage guaranty .....												
8.	Ocean marine .....												
9.	Inland marine .....												
10.	Financial guaranty .....												
11.	Medical professional liability .....												
12.	Earthquake .....												
13.	Group accident and health (b).....												
14.	Credit A & H (group and individual) .....												
15.1	Collectively renewable A & H (b).....												
15.2	Non-cancelable A & H (b).....												
15.3	Guaranteed renewable A & H (b).....												
15.4	Non-renewable for stated reasons only (b).....												
15.5	Other accident only .....												
15.6	Medicare Title XVIII exempt from state taxes or fees.....												
15.7	All other A & H (b).....												
15.8	Federal employees health benefits program premium (b).....												
16.	Workers' compensation .....												
17.1	Other liability-Occurrence.....												
17.2	Other Liability-Claims-Made.....												
17.3	Excess workers' compensation.....												
18.	Products liability .....												
19.1	Private passenger auto no-fault (personal injury protection) .....												
19.2	Other private passenger auto liability .....												
19.3	Commercial auto no-fault (personal injury protection) .....												
19.4	Other commercial auto liability .....												
21.1	Private passenger auto physical damage .....												
21.2	Commercial auto physical damage .....												
22.	Aircraft (all perils) .....												
23.	Fidelity .....												
24.	Surety .....												
26.	Burglary and theft .....												
27.	Boiler and machinery .....												
28.	Credit .....												
30.	Warranty .....												
34.	Aggregate write-ins for other lines of business .....	0	0	0	0	0	0	0	0	0	0	0	0
35.	TOTALS (a) .....	0	0	0	0	0	0	0	0	0	0	0	0
DETAILS OF WRITE-INS													
3401.	.....												
3402.	.....												
3403.	.....												
3498.	Summary of remaining write-ins for Line 34 from overflow page .....	0	0	0	0	0	0	0	0	0	0	0	0
3499.	Totals (Lines 3401 through 3403 Plus 3498) (Line 34 above) .....	0	0	0	0	0	0	0	0	0	0	0	0

NONE

(a) Finance and service charges not included in Lines 1 to 35 \$ .....  
(b) For health business on indicated lines report: Number of persons insured under PPO managed care products ..... and number of persons insured under indemnity only products .....



ANNUAL STATEMENT FOR THE YEAR 2011 OF THE Plans' Liability Insurance Company

EXHIBIT OF PREMIUMS AND LOSSES (Statutory Page 14)

NAIC Group Code 00023		BUSINESS IN THE STATE OF North Dakota				DURING THE YEAR 2011					NAIC Company Code 26794		
Line of Business		Gross Premiums, Including Policy and Membership Fees, Less Return Premiums and Premiums on Policies not Taken		3 Dividends Paid or Credited to Policyholders on Direct Business	4 Direct Unearned Premium Reserves	5 Direct Losses Paid (deducting salvage)	6 Direct Losses Incurred	7 Direct Losses Unpaid	8 Direct Defense and Cost Containment Expense Paid	9 Direct Defense and Cost Containment Expense Incurred	10 Direct Defense and Cost Containment Expense Unpaid	11 Commissions and Brokerage Expenses	12 Taxes, Licenses and Fees
		1 Direct Premiums Written	2 Direct Premiums Earned										
1.	Fire .....												
2.1	Allied lines .....												
2.2	Multiple peril crop .....												
2.3	Federal flood .....												
3.	Farmowners multiple peril .....												
4.	Homeowners multiple peril .....												
5.1	Commercial multiple peril (non-liability portion) .....												
5.2	Commercial multiple peril (liability portion) .....												
6.	Mortgage guaranty .....												
8.	Ocean marine .....												
9.	Inland marine .....												
10.	Financial guaranty .....												
11.	Medical professional liability .....												
12.	Earthquake .....												
13.	Group accident and health (b).....												
14.	Credit A & H (group and individual) .....												
15.1	Collectively renewable A & H (b).....												
15.2	Non-cancelable A & H (b).....												
15.3	Guaranteed renewable A & H (b).....												
15.4	Non-renewable for stated reasons only (b).....												
15.5	Other accident only .....												
15.6	Medicare Title XVIII exempt from state taxes or fees.....												
15.7	All other A & H (b).....												
15.8	Federal employees health benefits program premium (b).....												
16.	Workers' compensation .....												
17.1	Other liability-Occurrence.....												
17.2	Other Liability-Claims-Made.....												
17.3	Excess workers' compensation.....												
18.	Products liability .....												
19.1	Private passenger auto no-fault (personal injury protection) .....												
19.2	Other private passenger auto liability .....												
19.3	Commercial auto no-fault (personal injury protection) .....												
19.4	Other commercial auto liability .....												
21.1	Private passenger auto physical damage .....												
21.2	Commercial auto physical damage .....												
22.	Aircraft (all perils) .....												
23.	Fidelity .....												
24.	Surety .....												
26.	Burglary and theft .....												
27.	Boiler and machinery .....												
28.	Credit .....												
30.	Warranty .....												
34.	Aggregate write-ins for other lines of business .....	0	0	0	0	0	0	0	0	0	0	0	0
35.	TOTALS (a) .....	0	0	0	0	0	0	0	0	0	0	0	0
DETAILS OF WRITE-INS													
3401.	.....												
3402.	.....												
3403.	.....												
3498.	Summary of remaining write-ins for Line 34 from overflow page .....	0	0	0	0	0	0	0	0	0	0	0	0
3499.	Totals (Lines 3401 through 3403 Plus 3498) (Line 34 above) .....	0	0	0	0	0	0	0	0	0	0	0	0

NONE

(a) Finance and service charges not included in Lines 1 to 35 \$ .....  
(b) For health business on indicated lines report: Number of persons insured under PPO managed care products ..... and number of persons insured under indemnity only products .....



19.OH



ANNUAL STATEMENT FOR THE YEAR 2011 OF THE Plans' Liability Insurance Company

EXHIBIT OF PREMIUMS AND LOSSES (Statutory Page 14)

NAIC Group Code 00023		BUSINESS IN THE STATE OF Ohio				DURING THE YEAR 2011				NAIC Company Code 26794			
Line of Business		Gross Premiums, Including Policy and Membership Fees, Less Return Premiums and Premiums on Policies not Taken		3 Dividends Paid or Credited to Policyholders on Direct Business	4 Direct Unearned Premium Reserves	5 Direct Losses Paid (deducting salvage)	6 Direct Losses Incurred	7 Direct Losses Unpaid	8 Direct Defense and Cost Containment Expense Paid	9 Direct Defense and Cost Containment Expense Incurred	10 Direct Defense and Cost Containment Expense Unpaid	11 Commissions and Brokerage Expenses	12 Taxes, Licenses and Fees
		1 Direct Premiums Written	2 Direct Premiums Earned										
1.	Fire .....												
2.1	Allied lines .....												
2.2	Multiple peril crop .....												
2.3	Federal flood .....												
3.	Farmowners multiple peril .....												
4.	Homeowners multiple peril .....												
5.1	Commercial multiple peril (non-liability portion) .....												
5.2	Commercial multiple peril (liability portion) .....												
6.	Mortgage guaranty .....												
8.	Ocean marine .....												
9.	Inland marine .....												
10.	Financial guaranty .....												
11.	Medical professional liability .....												
12.	Earthquake .....												
13.	Group accident and health (b).....												
14.	Credit A & H (group and individual) .....												
15.1	Collectively renewable A & H (b).....												
15.2	Non-cancelable A & H (b).....												
15.3	Guaranteed renewable A & H (b).....												
15.4	Non-renewable for stated reasons only (b).....												
15.5	Other accident only .....												
15.6	Medicare Title XVIII exempt from state taxes or fees.....												
15.7	All other A & H (b).....												
15.8	Federal employees health benefits program premium (b).....												
16.	Workers' compensation .....												
17.1	Other liability-Occurrence.....												
17.2	Other Liability-Claims-Made.....												
17.3	Excess workers' compensation.....												
18.	Products liability .....												
19.1	Private passenger auto no-fault (personal injury protection) .....												
19.2	Other private passenger auto liability .....												
19.3	Commercial auto no-fault (personal injury protection) .....												
19.4	Other commercial auto liability .....												
21.1	Private passenger auto physical damage .....												
21.2	Commercial auto physical damage .....												
22.	Aircraft (all perils) .....												
23.	Fidelity .....												
24.	Surety .....												
26.	Burglary and theft .....												
27.	Boiler and machinery .....												
28.	Credit .....												
30.	Warranty .....												
34.	Aggregate write-ins for other lines of business .....	0	0	0	0	0	0	0	0	0	0	0	0
35.	TOTALS (a) .....	0	0	0	0	0	0	0	0	0	0	0	0
DETAILS OF WRITE-INS													
3401.	.....												
3402.	.....												
3403.	.....												
3498.	Summary of remaining write-ins for Line 34 from overflow page .....	0	0	0	0	0	0	0	0	0	0	0	0
3499.	Totals (Lines 3401 through 3403 Plus 3498) (Line 34 above) .....	0	0	0	0	0	0	0	0	0	0	0	0

NONE

(a) Finance and service charges not included in Lines 1 to 35 \$ .....  
(b) For health business on indicated lines report: Number of persons insured under PPO managed care products ..... and number of persons insured under indemnity only products .....



ANNUAL STATEMENT FOR THE YEAR 2011 OF THE Plans' Liability Insurance Company

EXHIBIT OF PREMIUMS AND LOSSES (Statutory Page 14)

NAIC Group Code 00023

BUSINESS IN THE STATE OF Oklahoma

DURING THE YEAR 2011

NAIC Company Code 26794

Line of Business		Gross Premiums, including Policy and Membership Fees, Less Return Premiums and Premiums on Policies not Taken		3 Dividends Paid or Credited to Policyholders on Direct Business	4 Direct Unearned Premium Reserves	5 Direct Losses Paid (deducting salvage)	6 Direct Losses Incurred	7 Direct Losses Unpaid	8 Direct Defense and Cost Containment Expense Paid	9 Direct Defense and Cost Containment Expense Incurred	10 Direct Defense and Cost Containment Expense Unpaid	11 Commissions and Brokerage Expenses	12 Taxes, Licenses and Fees
		1 Direct Premiums Written	2 Direct Premiums Earned										
1.	Fire .....												
2.1	Allied lines .....												
2.2	Multiple peril crop .....												
2.3	Federal flood .....												
3.	Farmowners multiple peril .....												
4.	Homeowners multiple peril .....												
5.1	Commercial multiple peril (non-liability portion) .....												
5.2	Commercial multiple peril (liability portion) .....												
6.	Mortgage guaranty .....												
8.	Ocean marine .....												
9.	Inland marine .....												
10.	Financial guaranty .....												
11.	Medical professional liability .....												
12.	Earthquake .....												
13.	Group accident and health (b).....												
14.	Credit A & H (group and individual) .....												
15.1	Collectively renewable A & H (b).....												
15.2	Non-cancelable A & H (b).....												
15.3	Guaranteed renewable A & H (b).....												
15.4	Non-renewable for stated reasons only (b).....												
15.5	Other accident only .....												
15.6	Medicare Title XVIII exempt from state taxes or fees.....												
15.7	All other A & H (b).....												
15.8	Federal employees health benefits program premium (b).....												
16.	Workers' compensation .....												
17.1	Other liability-Occurrence.....												
17.2	Other Liability-Claims-Made.....												
17.3	Excess workers' compensation.....												
18.	Products liability .....												
19.1	Private passenger auto no-fault (personal injury protection) .....												
19.2	Other private passenger auto liability .....												
19.3	Commercial auto no-fault (personal injury protection) .....												
19.4	Other commercial auto liability .....												
21.1	Private passenger auto physical damage .....												
21.2	Commercial auto physical damage .....												
22.	Aircraft (all perils) .....												
23.	Fidelity .....												
24.	Surety .....												
26.	Burglary and theft .....												
27.	Boiler and machinery .....												
28.	Credit .....												
30.	Warranty .....												
34.	Aggregate write-ins for other lines of business .....	0	0	0	0	0	0	0	0	0	0	0	0
35.	TOTALS (a) .....	0	0	0	0	0	0	0	0	0	0	0	0
DETAILS OF WRITE-INS													
3401.	.....												
3402.	.....												
3403.	.....												
3498.	Summary of remaining write-ins for Line 34 from overflow page .....	0	0	0	0	0	0	0	0	0	0	0	0
3499.	Totals (Lines 3401 through 3403 Plus 3498) (Line 34 above) .....	0	0	0	0	0	0	0	0	0	0	0	0

(a) Finance and service charges not included in Lines 1 to 35 \$ .....  
(b) For health business on indicated lines report: Number of persons insured under PPO managed care products ..... and number of persons insured under indemnity only products .....



ANNUAL STATEMENT FOR THE YEAR 2011 OF THE Plans' Liability Insurance Company

EXHIBIT OF PREMIUMS AND LOSSES (Statutory Page 14)

NAIC Group Code 00023

BUSINESS IN THE STATE OF Oregon

DURING THE YEAR 2011

NAIC Company Code 26794

Line of Business		Gross Premiums, Including Policy and Membership Fees, Less Return Premiums and Premiums on Policies not Taken		3 Dividends Paid or Credited to Policyholders on Direct Business	4 Direct Unearned Premium Reserves	5 Direct Losses Paid (deducting salvage)	6 Direct Losses Incurred	7 Direct Losses Unpaid	8 Direct Defense and Cost Containment Expense Paid	9 Direct Defense and Cost Containment Expense Incurred	10 Direct Defense and Cost Containment Expense Unpaid	11 Commissions and Brokerage Expenses	12 Taxes, Licenses and Fees
		1 Direct Premiums Written	2 Direct Premiums Earned										
1.	Fire .....												
2.1	Allied lines .....												
2.2	Multiple peril crop .....												
2.3	Federal flood .....												
3.	Farmowners multiple peril .....												
4.	Homeowners multiple peril .....												
5.1	Commercial multiple peril (non-liability portion) .....												
5.2	Commercial multiple peril (liability portion) .....												
6.	Mortgage guaranty .....												
8.	Ocean marine .....												
9.	Inland marine .....												
10.	Financial guaranty .....												
11.	Medical professional liability .....												
12.	Earthquake .....												
13.	Group accident and health (b).....												
14.	Credit A & H (group and individual) .....												
15.1	Collectively renewable A & H (b).....												
15.2	Non-cancelable A & H (b).....												
15.3	Guaranteed renewable A & H (b).....												
15.4	Non-renewable for stated reasons only (b).....												
15.5	Other accident only .....												
15.6	Medicare Title XVIII exempt from state taxes or fees.....												
15.7	All other A & H (b).....												
15.8	Federal employees health benefits program premium (b).....												
16.	Workers' compensation .....												
17.1	Other liability-Occurrence.....												
17.2	Other Liability-Claims-Made.....												
17.3	Excess workers' compensation.....												
18.	Products liability .....												
19.1	Private passenger auto no-fault (personal injury protection) .....												
19.2	Other private passenger auto liability .....												
19.3	Commercial auto no-fault (personal injury protection) .....												
19.4	Other commercial auto liability .....												
21.1	Private passenger auto physical damage .....												
21.2	Commercial auto physical damage .....												
22.	Aircraft (all perils) .....												
23.	Fidelity .....												
24.	Surety .....												
26.	Burglary and theft .....												
27.	Boiler and machinery .....												
28.	Credit .....												
30.	Warranty .....												
34.	Aggregate write-ins for other lines of business .....	0	0	0	0	0	0	0	0	0	0	0	0
35.	TOTALS (a) .....	0	0	0	0	0	0	0	0	0	0	0	0
DETAILS OF WRITE-INS													
3401.	.....												
3402.	.....												
3403.	.....												
3498.	Summary of remaining write-ins for Line 34 from overflow page .....	0	0	0	0	0	0	0	0	0	0	0	0
3499.	Totals (Lines 3401 through 3403 Plus 3498) (Line 34 above) .....	0	0	0	0	0	0	0	0	0	0	0	0

NONE

19.0R

(a) Finance and service charges not included in Lines 1 to 35 \$ .....  
(b) For health business on indicated lines report: Number of persons insured under PPO managed care products ..... and number of persons insured under indemnity only products .....



ANNUAL STATEMENT FOR THE YEAR 2011 OF THE Plans' Liability Insurance Company

EXHIBIT OF PREMIUMS AND LOSSES (Statutory Page 14)

NAIC Group Code 00023 BUSINESS IN THE STATE OF Pennsylvania DURING THE YEAR 2011 NAIC Company Code 26794

Line of Business		Gross Premiums, Including Policy and Membership Fees, Less Return Premiums and Premiums on Policies not Taken		3 Dividends Paid or Credited to Policyholders on Direct Business	4 Direct Unearned Premium Reserves	5 Direct Losses Paid (deducting salvage)	6 Direct Losses Incurred	7 Direct Losses Unpaid	8 Direct Defense and Cost Containment Expense Paid	9 Direct Defense and Cost Containment Expense Incurred	10 Direct Defense and Cost Containment Expense Unpaid	11 Commissions and Brokerage Expenses	12 Taxes, Licenses and Fees
		1 Direct Premiums Written	2 Direct Premiums Earned										
1.	Fire												
2.1	Allied lines												
2.2	Multiple peril crop												
2.3	Federal flood												
3.	Farmowners multiple peril												
4.	Homeowners multiple peril												
5.1	Commercial multiple peril (non-liability portion)												
5.2	Commercial multiple peril (liability portion)												
6.	Mortgage guaranty												
8.	Ocean marine												
9.	Inland marine												
10.	Financial guaranty												
11.	Medical professional liability												
12.	Earthquake												
13.	Group accident and health (b)												
14.	Credit A & H (group and individual)												
15.1	Collectively renewable A & H (b)												
15.2	Non-cancelable A & H (b)												
15.3	Guaranteed renewable A & H (b)												
15.4	Non-renewable for stated reasons only (b)												
15.5	Other accident only												
15.6	Medicare Title XVIII exempt from state taxes or fees												
15.7	All other A & H (b)												
15.8	Federal employees health benefits program premium (b)												
16.	Workers' compensation												
17.1	Other liability-Occurrence												
17.2	Other Liability-Claims-Made												
17.3	Excess workers' compensation												
18.	Products liability												
19.1	Private passenger auto no-fault (personal injury protection)												
19.2	Other private passenger auto liability												
19.3	Commercial auto no-fault (personal injury protection)												
19.4	Other commercial auto liability												
21.1	Private passenger auto physical damage												
21.2	Commercial auto physical damage												
22.	Aircraft (all perils)												
23.	Fidelity												
24.	Surety												
26.	Burglary and theft												
27.	Boiler and machinery												
28.	Credit												
30.	Warranty												
34.	Aggregate write-ins for other lines of business	0	0	0	0	0	0	0	0	0	0	0	0
35.	TOTALS (a)	0	0	0	0	0	0	0	0	0	0	0	0
DETAILS OF WRITE-INS													
3401.													
3402.													
3403.													
3498.	Summary of remaining write-ins for Line 34 from overflow page	0	0	0	0	0	0	0	0	0	0	0	0
3499.	Totals (Lines 3401 through 3403 Plus 3498) (Line 34 above)	0	0	0	0	0	0	0	0	0	0	0	0

(a) Finance and service charges not included in Lines 1 to 35 \$ .....  
(b) For health business on indicated lines report: Number of persons insured under PPO managed care products ..... and number of persons insured under indemnity only products .....



ANNUAL STATEMENT FOR THE YEAR 2011 OF THE Plans' Liability Insurance Company

EXHIBIT OF PREMIUMS AND LOSSES (Statutory Page 14)

NAIC Group Code 00023		BUSINESS IN THE STATE OF Puerto Rico				DURING THE YEAR 2011				NAIC Company Code 26794			
Line of Business		Gross Premiums, Including Policy and Membership Fees, Less Return Premiums and Premiums on Policies not Taken		3 Dividends Paid or Credited to Policyholders on Direct Business	4 Direct Unearned Premium Reserves	5 Direct Losses Paid (deducting salvage)	6 Direct Losses Incurred	7 Direct Losses Unpaid	8 Direct Defense and Cost Containment Expense Paid	9 Direct Defense and Cost Containment Expense Incurred	10 Direct Defense and Cost Containment Expense Unpaid	11 Commissions and Brokerage Expenses	12 Taxes, Licenses and Fees
		1 Direct Premiums Written	2 Direct Premiums Earned										
1.	Fire .....												
2.1	Allied lines .....												
2.2	Multiple peril crop .....												
2.3	Federal flood .....												
3.	Farmowners multiple peril .....												
4.	Homeowners multiple peril .....												
5.1	Commercial multiple peril (non-liability portion) .....												
5.2	Commercial multiple peril (liability portion) .....												
6.	Mortgage guaranty .....												
8.	Ocean marine .....												
9.	Inland marine .....												
10.	Financial guaranty .....												
11.	Medical professional liability .....												
12.	Earthquake .....												
13.	Group accident and health (b).....												
14.	Credit A & H (group and individual) .....												
15.1	Collectively renewable A & H (b).....												
15.2	Non-cancelable A & H (b).....												
15.3	Guaranteed renewable A & H (b).....												
15.4	Non-renewable for stated reasons only (b).....												
15.5	Other accident only .....												
15.6	Medicare Title XVIII exempt from state taxes or fees.....												
15.7	All other A & H (b).....												
15.8	Federal employees health benefits program premium (b).....												
16.	Workers' compensation .....												
17.1	Other liability-Occurrence.....												
17.2	Other Liability-Claims-Made.....												
17.3	Excess workers' compensation.....												
18.	Products liability .....												
19.1	Private passenger auto no-fault (personal injury protection) .....												
19.2	Other private passenger auto liability .....												
19.3	Commercial auto no-fault (personal injury protection) .....												
19.4	Other commercial auto liability .....												
21.1	Private passenger auto physical damage .....												
21.2	Commercial auto physical damage .....												
22.	Aircraft (all perils) .....												
23.	Fidelity .....												
24.	Surety .....												
26.	Burglary and theft .....												
27.	Boiler and machinery .....												
28.	Credit .....												
30.	Warranty .....												
34.	Aggregate write-ins for other lines of business .....	0	0	0	0	0	0	0	0	0	0	0	0
35.	TOTALS (a) .....	0	0	0	0	0	0	0	0	0	0	0	0
DETAILS OF WRITE-INS													
3401.	.....												
3402.	.....												
3403.	.....												
3498.	Summary of remaining write-ins for Line 34 from overflow page .....	0	0	0	0	0	0	0	0	0	0	0	0
3499.	Totals (Lines 3401 through 3403 Plus 3498) (Line 34 above) .....	0	0	0	0	0	0	0	0	0	0	0	0

NONE

(a) Finance and service charges not included in Lines 1 to 35 \$ .....  
(b) For health business on indicated lines report: Number of persons insured under PPO managed care products ..... and number of persons insured under indemnity only products .....



ANNUAL STATEMENT FOR THE YEAR 2011 OF THE Plans' Liability Insurance Company

EXHIBIT OF PREMIUMS AND LOSSES (Statutory Page 14)

NAIC Group Code 00023

BUSINESS IN THE STATE OF Rhode Island

DURING THE YEAR 2011

NAIC Company Code 26794

Line of Business		Gross Premiums, Including Policy and Membership Fees, Less Return Premiums and Premiums on Policies not Taken		3 Dividends Paid or Credited to Policyholders on Direct Business	4 Direct Unearned Premium Reserves	5 Direct Losses Paid (deducting salvage)	6 Direct Losses Incurred	7 Direct Losses Unpaid	8 Direct Defense and Cost Containment Expense Paid	9 Direct Defense and Cost Containment Expense Incurred	10 Direct Defense and Cost Containment Expense Unpaid	11 Commissions and Brokerage Expenses	12 Taxes, Licenses and Fees
		1 Direct Premiums Written	2 Direct Premiums Earned										
1.	Fire .....												
2.1	Allied lines .....												
2.2	Multiple peril crop .....												
2.3	Federal flood .....												
3.	Farmowners multiple peril .....												
4.	Homeowners multiple peril .....												
5.1	Commercial multiple peril (non-liability portion) .....												
5.2	Commercial multiple peril (liability portion) .....												
6.	Mortgage guaranty .....												
8.	Ocean marine .....												
9.	Inland marine .....												
10.	Financial guaranty .....												
11.	Medical professional liability .....												
12.	Earthquake .....												
13.	Group accident and health (b).....												
14.	Credit A & H (group and individual) .....												
15.1	Collectively renewable A & H (b).....												
15.2	Non-cancelable A & H (b).....												
15.3	Guaranteed renewable A & H (b).....												
15.4	Non-renewable for stated reasons only (b).....												
15.5	Other accident only .....												
15.6	Medicare Title XVIII exempt from state taxes or fees.....												
15.7	All other A & H (b).....												
15.8	Federal employees health benefits program premium (b).....												
16.	Workers' compensation .....												
17.1	Other liability-Occurrence.....												
17.2	Other Liability-Claims-Made.....												
17.3	Excess workers' compensation.....												
18.	Products liability .....												
19.1	Private passenger auto no-fault (personal injury protection) .....												
19.2	Other private passenger auto liability .....												
19.3	Commercial auto no-fault (personal injury protection) .....												
19.4	Other commercial auto liability .....												
21.1	Private passenger auto physical damage .....												
21.2	Commercial auto physical damage .....												
22.	Aircraft (all perils) .....												
23.	Fidelity .....												
24.	Surety .....												
26.	Burglary and theft .....												
27.	Boiler and machinery .....												
28.	Credit .....												
30.	Warranty .....												
34.	Aggregate write-ins for other lines of business .....	0	0	0	0	0	0	0	0	0	0	0	0
35.	TOTALS (a) .....	0	0	0	0	0	0	0	0	0	0	0	0
DETAILS OF WRITE-INS													
3401.	.....												
3402.	.....												
3403.	.....												
3498.	Summary of remaining write-ins for Line 34 from overflow page .....	0	0	0	0	0	0	0	0	0	0	0	0
3499.	Totals (Lines 3401 through 3403 Plus 3498) (Line 34 above) .....	0	0	0	0	0	0	0	0	0	0	0	0

NONE

19.RI

(a) Finance and service charges not included in Lines 1 to 35 \$ .....  
(b) For health business on indicated lines report: Number of persons insured under PPO managed care products ..... and number of persons insured under indemnity only products .....



ANNUAL STATEMENT FOR THE YEAR 2011 OF THE Plans' Liability Insurance Company

EXHIBIT OF PREMIUMS AND LOSSES (Statutory Page 14)

NAIC Group Code 00023		BUSINESS IN THE STATE OF South Carolina				DURING THE YEAR 2011					NAIC Company Code 26794		
Line of Business		Gross Premiums, Including Policy and Membership Fees, Less Return Premiums and Premiums on Policies not Taken		3 Dividends Paid or Credited to Policyholders on Direct Business	4 Direct Unearned Premium Reserves	5 Direct Losses Paid (deducting salvage)	6 Direct Losses Incurred	7 Direct Losses Unpaid	8 Direct Defense and Cost Containment Expense Paid	9 Direct Defense and Cost Containment Expense Incurred	10 Direct Defense and Cost Containment Expense Unpaid	11 Commissions and Brokerage Expenses	12 Taxes, Licenses and Fees
		1 Direct Premiums Written	2 Direct Premiums Earned										
1.	Fire .....												
2.1	Allied lines .....												
2.2	Multiple peril crop .....												
2.3	Federal flood .....												
3.	Farmowners multiple peril .....												
4.	Homeowners multiple peril .....												
5.1	Commercial multiple peril (non-liability portion) .....												
5.2	Commercial multiple peril (liability portion) .....												
6.	Mortgage guaranty .....												
8.	Ocean marine .....												
9.	Inland marine .....												
10.	Financial guaranty .....												
11.	Medical professional liability .....												
12.	Earthquake .....												
13.	Group accident and health (b).....												
14.	Credit A & H (group and individual) .....												
15.1	Collectively renewable A & H (b).....												
15.2	Non-cancelable A & H (b).....												
15.3	Guaranteed renewable A & H (b).....												
15.4	Non-renewable for stated reasons only (b).....												
15.5	Other accident only .....												
15.6	Medicare Title XVIII exempt from state taxes or fees.....												
15.7	All other A & H (b).....												
15.8	Federal employees health benefits program premium (b).....												
16.	Workers' compensation .....												
17.1	Other liability-Occurrence.....												
17.2	Other Liability-Claims-Made.....												
17.3	Excess workers' compensation.....												
18.	Products liability .....												
19.1	Private passenger auto no-fault (personal injury protection) .....												
19.2	Other private passenger auto liability .....												
19.3	Commercial auto no-fault (personal injury protection) .....												
19.4	Other commercial auto liability .....												
21.1	Private passenger auto physical damage .....												
21.2	Commercial auto physical damage .....												
22.	Aircraft (all perils) .....												
23.	Fidelity .....												
24.	Surety .....												
26.	Burglary and theft .....												
27.	Boiler and machinery .....												
28.	Credit .....												
30.	Warranty .....												
34.	Aggregate write-ins for other lines of business .....	0	0	0	0	0	0	0	0	0	0	0	0
35.	TOTALS (a) .....	0	0	0	0	0	0	0	0	0	0	0	0
DETAILS OF WRITE-INS													
3401.	.....												
3402.	.....												
3403.	.....												
3498.	Summary of remaining write-ins for Line 34 from overflow page .....	0	0	0	0	0	0	0	0	0	0	0	0
3499.	Totals (Lines 3401 through 3403 Plus 3498) (Line 34 above) .....	0	0	0	0	0	0	0	0	0	0	0	0

NONE

(a) Finance and service charges not included in Lines 1 to 35 \$ .....  
(b) For health business on indicated lines report: Number of persons insured under PPO managed care products ..... and number of persons insured under indemnity only products .....



ANNUAL STATEMENT FOR THE YEAR 2011 OF THE Plans' Liability Insurance Company

EXHIBIT OF PREMIUMS AND LOSSES (Statutory Page 14)

NAIC Group Code 00023		BUSINESS IN THE STATE OF South Dakota				DURING THE YEAR 2011				NAIC Company Code 26794			
Line of Business		Gross Premiums, including Policy and Membership Fees, Less Return Premiums and Premiums on Policies not Taken		3 Dividends Paid or Credited to Policyholders on Direct Business	4 Direct Unearned Premium Reserves	5 Direct Losses Paid (deducting salvage)	6 Direct Losses Incurred	7 Direct Losses Unpaid	8 Direct Defense and Cost Containment Expense Paid	9 Direct Defense and Cost Containment Expense Incurred	10 Direct Defense and Cost Containment Expense Unpaid	11 Commissions and Brokerage Expenses	12 Taxes, Licenses and Fees
		1 Direct Premiums Written	2 Direct Premiums Earned										
1.	Fire .....												
2.1	Allied lines .....												
2.2	Multiple peril crop .....												
2.3	Federal flood .....												
3.	Farmowners multiple peril .....												
4.	Homeowners multiple peril .....												
5.1	Commercial multiple peril (non-liability portion) .....												
5.2	Commercial multiple peril (liability portion) .....												
6.	Mortgage guaranty .....												
8.	Ocean marine .....												
9.	Inland marine .....												
10.	Financial guaranty .....												
11.	Medical professional liability .....												
12.	Earthquake .....												
13.	Group accident and health (b).....												
14.	Credit A & H (group and individual) .....												
15.1	Collectively renewable A & H (b).....												
15.2	Non-cancelable A & H (b).....												
15.3	Guaranteed renewable A & H (b).....												
15.4	Non-renewable for stated reasons only (b).....												
15.5	Other accident only .....												
15.6	Medicare Title XVIII exempt from state taxes or fees.....												
15.7	All other A & H (b).....												
15.8	Federal employees health benefits program premium (b).....												
16.	Workers' compensation .....												
17.1	Other liability-Occurrence.....												
17.2	Other Liability-Claims-Made.....												
17.3	Excess workers' compensation.....												
18.	Products liability .....												
19.1	Private passenger auto no-fault (personal injury protection) .....												
19.2	Other private passenger auto liability .....												
19.3	Commercial auto no-fault (personal injury protection) .....												
19.4	Other commercial auto liability .....												
21.1	Private passenger auto physical damage .....												
21.2	Commercial auto physical damage .....												
22.	Aircraft (all perils) .....												
23.	Fidelity .....												
24.	Surety .....												
26.	Burglary and theft .....												
27.	Boiler and machinery .....												
28.	Credit .....												
30.	Warranty .....												
34.	Aggregate write-ins for other lines of business .....	0	0	0	0	0	0	0	0	0	0	0	0
35.	TOTALS (a) .....	0	0	0	0	0	0	0	0	0	0	0	0
DETAILS OF WRITE-INS													
3401.	.....												
3402.	.....												
3403.	.....												
3498.	Summary of remaining write-ins for Line 34 from overflow page .....	0	0	0	0	0	0	0	0	0	0	0	0
3499.	Totals (Lines 3401 through 3403 Plus 3498) (Line 34 above) .....	0	0	0	0	0	0	0	0	0	0	0	0

(a) Finance and service charges not included in Lines 1 to 35 \$ .....  
(b) For health business on indicated lines report: Number of persons insured under PPO managed care products ..... and number of persons insured under indemnity only products .....



19.TN



ANNUAL STATEMENT FOR THE YEAR 2011 OF THE Plans' Liability Insurance Company

EXHIBIT OF PREMIUMS AND LOSSES (Statutory Page 14)

NAIC Group Code 00023		BUSINESS IN THE STATE OF Tennessee				DURING THE YEAR 2011				NAIC Company Code 26794			
Line of Business		Gross Premiums, including Policy and Membership Fees, Less Return Premiums and Premiums on Policies not Taken		3 Dividends Paid or Credited to Policyholders on Direct Business	4 Direct Unearned Premium Reserves	5 Direct Losses Paid (deducting salvage)	6 Direct Losses Incurred	7 Direct Losses Unpaid	8 Direct Defense and Cost Containment Expense Paid	9 Direct Defense and Cost Containment Expense Incurred	10 Direct Defense and Cost Containment Expense Unpaid	11 Commissions and Brokerage Expenses	12 Taxes, Licenses and Fees
		1 Direct Premiums Written	2 Direct Premiums Earned										
1.	Fire .....												
2.1	Allied lines .....												
2.2	Multiple peril crop .....												
2.3	Federal flood .....												
3.	Farmowners multiple peril .....												
4.	Homeowners multiple peril .....												
5.1	Commercial multiple peril (non-liability portion) .....												
5.2	Commercial multiple peril (liability portion) .....												
6.	Mortgage guaranty .....												
8.	Ocean marine .....												
9.	Inland marine .....												
10.	Financial guaranty .....												
11.	Medical professional liability .....												
12.	Earthquake .....												
13.	Group accident and health (b).....												
14.	Credit A & H (group and individual) .....												
15.1	Collectively renewable A & H (b).....												
15.2	Non-cancelable A & H (b).....												
15.3	Guaranteed renewable A & H (b).....												
15.4	Non-renewable for stated reasons only (b).....												
15.5	Other accident only .....												
15.6	Medicare Title XVIII exempt from state taxes or fees.....												
15.7	All other A & H (b).....												
15.8	Federal employees health benefits program premium (b).....												
16.	Workers' compensation .....												
17.1	Other liability-Occurrence.....												
17.2	Other Liability-Claims-Made.....												
17.3	Excess workers' compensation.....												
18.	Products liability .....												
19.1	Private passenger auto no-fault (personal injury protection) .....												
19.2	Other private passenger auto liability .....												
19.3	Commercial auto no-fault (personal injury protection) .....												
19.4	Other commercial auto liability .....												
21.1	Private passenger auto physical damage .....												
21.2	Commercial auto physical damage .....												
22.	Aircraft (all perils) .....												
23.	Fidelity .....												
24.	Surety .....												
26.	Burglary and theft .....												
27.	Boiler and machinery .....												
28.	Credit .....												
30.	Warranty .....												
34.	Aggregate write-ins for other lines of business .....	0	0	0	0	0	0	0	0	0	0	0	0
35.	TOTALS (a) .....	0	0	0	0	0	0	0	0	0	0	0	0
DETAILS OF WRITE-INS													
3401.	.....												
3402.	.....												
3403.	.....												
3498.	Summary of remaining write-ins for Line 34 from overflow page .....	0	0	0	0	0	0	0	0	0	0	0	0
3499.	Totals (Lines 3401 through 3403 Plus 3498) (Line 34 above) .....	0	0	0	0	0	0	0	0	0	0	0	0

(a) Finance and service charges not included in Lines 1 to 35 \$ .....  
(b) For health business on indicated lines report: Number of persons insured under PPO managed care products ..... and number of persons insured under indemnity only products .....



ANNUAL STATEMENT FOR THE YEAR 2011 OF THE Plans' Liability Insurance Company

EXHIBIT OF PREMIUMS AND LOSSES (Statutory Page 14)

NAIC Group Code 00023		BUSINESS IN THE STATE OF Texas				DURING THE YEAR 2011				NAIC Company Code 26794			
Line of Business		Gross Premiums, Including Policy and Membership Fees, Less Return Premiums and Premiums on Policies not Taken		3 Dividends Paid or Credited to Policyholders on Direct Business	4 Direct Unearned Premium Reserves	5 Direct Losses Paid (deducting salvage)	6 Direct Losses Incurred	7 Direct Losses Unpaid	8 Direct Defense and Cost Containment Expense Paid	9 Direct Defense and Cost Containment Expense Incurred	10 Direct Defense and Cost Containment Expense Unpaid	11 Commissions and Brokerage Expenses	12 Taxes, Licenses and Fees
		1 Direct Premiums Written	2 Direct Premiums Earned										
1.	Fire .....												
2.1	Allied lines .....												
2.2	Multiple peril crop .....												
2.3	Federal flood .....												
3.	Farmowners multiple peril .....												
4.	Homeowners multiple peril .....												
5.1	Commercial multiple peril (non-liability portion) .....												
5.2	Commercial multiple peril (liability portion) .....												
6.	Mortgage guaranty .....												
8.	Ocean marine .....												
9.	Inland marine .....												
10.	Financial guaranty .....												
11.	Medical professional liability .....												
12.	Earthquake .....												
13.	Group accident and health (b).....												
14.	Credit A & H (group and individual) .....												
15.1	Collectively renewable A & H (b).....												
15.2	Non-cancelable A & H (b).....												
15.3	Guaranteed renewable A & H (b).....												
15.4	Non-renewable for stated reasons only (b).....												
15.5	Other accident only .....												
15.6	Medicare Title XVIII exempt from state taxes or fees.....												
15.7	All other A & H (b).....												
15.8	Federal employees health benefits program premium (b).....												
16.	Workers' compensation .....												
17.1	Other liability-Occurrence.....												
17.2	Other Liability-Claims-Made.....												
17.3	Excess workers' compensation.....												
18.	Products liability .....												
19.1	Private passenger auto no-fault (personal injury protection) .....												
19.2	Other private passenger auto liability .....												
19.3	Commercial auto no-fault (personal injury protection) .....												
19.4	Other commercial auto liability .....												
21.1	Private passenger auto physical damage .....												
21.2	Commercial auto physical damage .....												
22.	Aircraft (all perils) .....												
23.	Fidelity .....												
24.	Surety .....												
26.	Burglary and theft .....												
27.	Boiler and machinery .....												
28.	Credit .....												
30.	Warranty .....												
34.	Aggregate write-ins for other lines of business .....	0	0	0	0	0	0	0	0	0	0	0	0
35.	TOTALS (a) .....	0	0	0	0	0	0	0	0	0	0	0	0
DETAILS OF WRITE-INS													
3401.	.....												
3402.	.....												
3403.	.....												
3498.	Summary of remaining write-ins for Line 34 from overflow page .....	0	0	0	0	0	0	0	0	0	0	0	0
3499.	Totals (Lines 3401 through 3403 Plus 3498) (Line 34 above) .....	0	0	0	0	0	0	0	0	0	0	0	0

NONE

(a) Finance and service charges not included in Lines 1 to 35 \$ .....  
(b) For health business on indicated lines report: Number of persons insured under PPO managed care products ..... and number of persons insured under indemnity only products .....



ANNUAL STATEMENT FOR THE YEAR 2011 OF THE Plans' Liability Insurance Company

EXHIBIT OF PREMIUMS AND LOSSES (Statutory Page 14)

NAIC Group Code 00023		BUSINESS IN THE STATE OF Utah				DURING THE YEAR 2011					NAIC Company Code 26794		
Line of Business		Gross Premiums, Including Policy and Membership Fees, Less Return Premiums and Premiums on Policies not Taken		3 Dividends Paid or Credited to Policyholders on Direct Business	4 Direct Unearned Premium Reserves	5 Direct Losses Paid (deducting salvage)	6 Direct Losses Incurred	7 Direct Losses Unpaid	8 Direct Defense and Cost Containment Expense Paid	9 Direct Defense and Cost Containment Expense Incurred	10 Direct Defense and Cost Containment Expense Unpaid	11 Commissions and Brokerage Expenses	12 Taxes, Licenses and Fees
		1 Direct Premiums Written	2 Direct Premiums Earned										
1.	Fire .....												
2.1	Allied lines .....												
2.2	Multiple peril crop .....												
2.3	Federal flood .....												
3.	Farmowners multiple peril .....												
4.	Homeowners multiple peril .....												
5.1	Commercial multiple peril (non-liability portion) .....												
5.2	Commercial multiple peril (liability portion) .....												
6.	Mortgage guaranty .....												
8.	Ocean marine .....												
9.	Inland marine .....												
10.	Financial guaranty .....												
11.	Medical professional liability .....												
12.	Earthquake .....												
13.	Group accident and health (b).....												
14.	Credit A & H (group and individual) .....												
15.1	Collectively renewable A & H (b).....												
15.2	Non-cancelable A & H (b).....												
15.3	Guaranteed renewable A & H (b).....												
15.4	Non-renewable for stated reasons only (b).....												
15.5	Other accident only .....												
15.6	Medicare Title XVIII exempt from state taxes or fees.....												
15.7	All other A & H (b).....												
15.8	Federal employees health benefits program premium (b).....												
16.	Workers' compensation .....												
17.1	Other liability-Occurrence.....												
17.2	Other Liability-Claims-Made.....												
17.3	Excess workers' compensation.....												
18.	Products liability .....												
19.1	Private passenger auto no-fault (personal injury protection) .....												
19.2	Other private passenger auto liability .....												
19.3	Commercial auto no-fault (personal injury protection) .....												
19.4	Other commercial auto liability .....												
21.1	Private passenger auto physical damage .....												
21.2	Commercial auto physical damage .....												
22.	Aircraft (all perils) .....												
23.	Fidelity .....												
24.	Surety .....												
26.	Burglary and theft .....												
27.	Boiler and machinery .....												
28.	Credit .....												
30.	Warranty .....												
34.	Aggregate write-ins for other lines of business .....	0	0	0	0	0	0	0	0	0	0	0	0
35.	TOTALS (a) .....	0	0	0	0	0	0	0	0	0	0	0	0
DETAILS OF WRITE-INS													
3401.	.....												
3402.	.....												
3403.	.....												
3498.	Summary of remaining write-ins for Line 34 from overflow page .....	0	0	0	0	0	0	0	0	0	0	0	0
3499.	Totals (Lines 3401 through 3403 Plus 3498) (Line 34 above) .....	0	0	0	0	0	0	0	0	0	0	0	0

NONE

(a) Finance and service charges not included in Lines 1 to 35 \$ .....  
(b) For health business on indicated lines report: Number of persons insured under PPO managed care products ..... and number of persons insured under indemnity only products .....



ANNUAL STATEMENT FOR THE YEAR 2011 OF THE Plans' Liability Insurance Company

EXHIBIT OF PREMIUMS AND LOSSES (Statutory Page 14)

NAIC Group Code 00023		BUSINESS IN THE STATE OF Vermont				DURING THE YEAR 2011					NAIC Company Code 26794		
Line of Business		Gross Premiums, including Policy and Membership Fees, Less Return Premiums and Premiums on Policies not Taken		3 Dividends Paid or Credited to Policyholders on Direct Business	4 Direct Unearned Premium Reserves	5 Direct Losses Paid (deducting salvage)	6 Direct Losses Incurred	7 Direct Losses Unpaid	8 Direct Defense and Cost Containment Expense Paid	9 Direct Defense and Cost Containment Expense Incurred	10 Direct Defense and Cost Containment Expense Unpaid	11 Commissions and Brokerage Expenses	12 Taxes, Licenses and Fees
		1 Direct Premiums Written	2 Direct Premiums Earned										
1.	Fire .....												
2.1	Allied lines .....												
2.2	Multiple peril crop .....												
2.3	Federal flood .....												
3.	Farmowners multiple peril .....												
4.	Homeowners multiple peril .....												
5.1	Commercial multiple peril (non-liability portion) .....												
5.2	Commercial multiple peril (liability portion) .....												
6.	Mortgage guaranty .....												
8.	Ocean marine .....												
9.	Inland marine .....												
10.	Financial guaranty .....												
11.	Medical professional liability .....												
12.	Earthquake .....												
13.	Group accident and health (b).....												
14.	Credit A & H (group and individual) .....												
15.1	Collectively renewable A & H (b).....												
15.2	Non-cancelable A & H (b).....												
15.3	Guaranteed renewable A & H (b).....												
15.4	Non-renewable for stated reasons only (b).....												
15.5	Other accident only .....												
15.6	Medicare Title XVIII exempt from state taxes or fees.....												
15.7	All other A & H (b).....												
15.8	Federal employees health benefits program premium (b).....												
16.	Workers' compensation .....												
17.1	Other liability-Occurrence.....												
17.2	Other Liability-Claims-Made.....												
17.3	Excess workers' compensation.....												
18.	Products liability .....												
19.1	Private passenger auto no-fault (personal injury protection) .....												
19.2	Other private passenger auto liability .....												
19.3	Commercial auto no-fault (personal injury protection) .....												
19.4	Other commercial auto liability .....												
21.1	Private passenger auto physical damage .....												
21.2	Commercial auto physical damage .....												
22.	Aircraft (all perils) .....												
23.	Fidelity .....												
24.	Surety .....												
26.	Burglary and theft .....												
27.	Boiler and machinery .....												
28.	Credit .....												
30.	Warranty .....												
34.	Aggregate write-ins for other lines of business .....	0	0	0	0	0	0	0	0	0	0	0	0
35.	TOTALS (a) .....	0	0	0	0	0	0	0	0	0	0	0	0
DETAILS OF WRITE-INS													
3401.	.....												
3402.	.....												
3403.	.....												
3498.	Summary of remaining write-ins for Line 34 from overflow page .....	0	0	0	0	0	0	0	0	0	0	0	0
3499.	Totals (Lines 3401 through 3403 Plus 3498) (Line 34 above) .....	0	0	0	0	0	0	0	0	0	0	0	0

NONE

(a) Finance and service charges not included in Lines 1 to 35 \$ .....  
(b) For health business on indicated lines report: Number of persons insured under PPO managed care products ..... and number of persons insured under indemnity only products .....



ANNUAL STATEMENT FOR THE YEAR 2011 OF THE Plans' Liability Insurance Company

EXHIBIT OF PREMIUMS AND LOSSES (Statutory Page 14)

NAIC Group Code 00023

BUSINESS IN THE STATE OF Virginia

DURING THE YEAR 2011

NAIC Company Code 26794

Line of Business		Gross Premiums, Including Policy and Membership Fees, Less Return Premiums and Premiums on Policies not Taken		3 Dividends Paid or Credited to Policyholders on Direct Business	4 Direct Unearned Premium Reserves	5 Direct Losses Paid (deducting salvage)	6 Direct Losses Incurred	7 Direct Losses Unpaid	8 Direct Defense and Cost Containment Expense Paid	9 Direct Defense and Cost Containment Expense Incurred	10 Direct Defense and Cost Containment Expense Unpaid	11 Commissions and Brokerage Expenses	12 Taxes, Licenses and Fees
		1 Direct Premiums Written	2 Direct Premiums Earned										
1.	Fire .....												
2.1	Allied lines .....												
2.2	Multiple peril crop .....												
2.3	Federal flood .....												
3.	Farmowners multiple peril .....												
4.	Homeowners multiple peril .....												
5.1	Commercial multiple peril (non-liability portion) .....												
5.2	Commercial multiple peril (liability portion) .....												
6.	Mortgage guaranty .....												
8.	Ocean marine .....												
9.	Inland marine .....												
10.	Financial guaranty .....												
11.	Medical professional liability .....												
12.	Earthquake .....												
13.	Group accident and health (b).....												
14.	Credit A & H (group and individual) .....												
15.1	Collectively renewable A & H (b).....												
15.2	Non-cancelable A & H (b).....												
15.3	Guaranteed renewable A & H (b).....												
15.4	Non-renewable for stated reasons only (b).....												
15.5	Other accident only .....												
15.6	Medicare Title XVIII exempt from state taxes or fees.....												
15.7	All other A & H (b).....												
15.8	Federal employees health benefits program premium (b).....												
16.	Workers' compensation .....												
17.1	Other liability-Occurrence.....												
17.2	Other Liability-Claims-Made.....												
17.3	Excess workers' compensation.....												
18.	Products liability .....												
19.1	Private passenger auto no-fault (personal injury protection) .....												
19.2	Other private passenger auto liability .....												
19.3	Commercial auto no-fault (personal injury protection) .....												
19.4	Other commercial auto liability .....												
21.1	Private passenger auto physical damage .....												
21.2	Commercial auto physical damage .....												
22.	Aircraft (all perils) .....												
23.	Fidelity .....												
24.	Surety .....												
26.	Burglary and theft .....												
27.	Boiler and machinery .....												
28.	Credit .....												
30.	Warranty .....												
34.	Aggregate write-ins for other lines of business .....	0	0	0	0	0	0	0	0	0	0	0	0
35.	TOTALS (a) .....	0	0	0	0	0	0	0	0	0	0	0	0
DETAILS OF WRITE-INS													
3401.	.....												
3402.	.....												
3403.	.....												
3498.	Summary of remaining write-ins for Line 34 from overflow page .....	0	0	0	0	0	0	0	0	0	0	0	0
3499.	Totals (Lines 3401 through 3403 Plus 3498) (Line 34 above) .....	0	0	0	0	0	0	0	0	0	0	0	0

NONE

19.VA

(a) Finance and service charges not included in Lines 1 to 35 \$ .....  
(b) For health business on indicated lines report: Number of persons insured under PPO managed care products ..... and number of persons insured under indemnity only products .....



ANNUAL STATEMENT FOR THE YEAR 2011 OF THE Plans' Liability Insurance Company

EXHIBIT OF PREMIUMS AND LOSSES (Statutory Page 14)

NAIC Group Code 00023		BUSINESS IN THE STATE OF Washington				DURING THE YEAR 2011					NAIC Company Code 26794		
Line of Business		Gross Premiums, Including Policy and Membership Fees, Less Return Premiums and Premiums on Policies not Taken		3 Dividends Paid or Credited to Policyholders on Direct Business	4 Direct Unearned Premium Reserves	5 Direct Losses Paid (deducting salvage)	6 Direct Losses Incurred	7 Direct Losses Unpaid	8 Direct Defense and Cost Containment Expense Paid	9 Direct Defense and Cost Containment Expense Incurred	10 Direct Defense and Cost Containment Expense Unpaid	11 Commissions and Brokerage Expenses	12 Taxes, Licenses and Fees
		1 Direct Premiums Written	2 Direct Premiums Earned										
1.	Fire .....												
2.1	Allied lines .....												
2.2	Multiple peril crop .....												
2.3	Federal flood .....												
3.	Farmowners multiple peril .....												
4.	Homeowners multiple peril .....												
5.1	Commercial multiple peril (non-liability portion) .....												
5.2	Commercial multiple peril (liability portion) .....												
6.	Mortgage guaranty .....												
8.	Ocean marine .....												
9.	Inland marine .....												
10.	Financial guaranty .....												
11.	Medical professional liability .....												
12.	Earthquake .....												
13.	Group accident and health (b).....												
14.	Credit A & H (group and individual) .....												
15.1	Collectively renewable A & H (b).....												
15.2	Non-cancelable A & H (b).....												
15.3	Guaranteed renewable A & H (b).....												
15.4	Non-renewable for stated reasons only (b).....												
15.5	Other accident only .....												
15.6	Medicare Title XVIII exempt from state taxes or fees.....												
15.7	All other A & H (b).....												
15.8	Federal employees health benefits program premium (b).....												
16.	Workers' compensation .....												
17.1	Other liability-Occurrence.....												
17.2	Other Liability-Claims-Made.....												
17.3	Excess workers' compensation.....												
18.	Products liability .....												
19.1	Private passenger auto no-fault (personal injury protection) .....												
19.2	Other private passenger auto liability .....												
19.3	Commercial auto no-fault (personal injury protection) .....												
19.4	Other commercial auto liability .....												
21.1	Private passenger auto physical damage .....												
21.2	Commercial auto physical damage .....												
22.	Aircraft (all perils) .....												
23.	Fidelity .....												
24.	Surety .....												
26.	Burglary and theft .....												
27.	Boiler and machinery .....												
28.	Credit .....												
30.	Warranty .....												
34.	Aggregate write-ins for other lines of business .....	0	0	0	0	0	0	0	0	0	0	0	0
35.	TOTALS (a) .....	0	0	0	0	0	0	0	0	0	0	0	0
DETAILS OF WRITE-INS													
3401.	.....												
3402.	.....												
3403.	.....												
3498.	Summary of remaining write-ins for Line 34 from overflow page .....	0	0	0	0	0	0	0	0	0	0	0	0
3499.	Totals (Lines 3401 through 3403 Plus 3498) (Line 34 above) .....	0	0	0	0	0	0	0	0	0	0	0	0

NONE

(a) Finance and service charges not included in Lines 1 to 35 \$ .....  
(b) For health business on indicated lines report: Number of persons insured under PPO managed care products ..... and number of persons insured under indemnity only products .....



ANNUAL STATEMENT FOR THE YEAR 2011 OF THE Plans' Liability Insurance Company

EXHIBIT OF PREMIUMS AND LOSSES (Statutory Page 14)

NAIC Group Code 00023		BUSINESS IN THE STATE OF West Virginia				DURING THE YEAR 2011					NAIC Company Code 26794		
Line of Business		Gross Premiums, Including Policy and Membership Fees, Less Return Premiums and Premiums on Policies not Taken		3 Dividends Paid or Credited to Policyholders on Direct Business	4 Direct Unearned Premium Reserves	5 Direct Losses Paid (deducting salvage)	6 Direct Losses Incurred	7 Direct Losses Unpaid	8 Direct Defense and Cost Containment Expense Paid	9 Direct Defense and Cost Containment Expense Incurred	10 Direct Defense and Cost Containment Expense Unpaid	11 Commissions and Brokerage Expenses	12 Taxes, Licenses and Fees
		1 Direct Premiums Written	2 Direct Premiums Earned										
1.	Fire .....												
2.1	Allied lines .....												
2.2	Multiple peril crop .....												
2.3	Federal flood .....												
3.	Farmowners multiple peril .....												
4.	Homeowners multiple peril .....												
5.1	Commercial multiple peril (non-liability portion) .....												
5.2	Commercial multiple peril (liability portion) .....												
6.	Mortgage guaranty .....												
8.	Ocean marine .....												
9.	Inland marine .....												
10.	Financial guaranty .....												
11.	Medical professional liability .....												
12.	Earthquake .....												
13.	Group accident and health (b).....												
14.	Credit A & H (group and individual) .....												
15.1	Collectively renewable A & H (b).....												
15.2	Non-cancelable A & H (b).....												
15.3	Guaranteed renewable A & H (b).....												
15.4	Non-renewable for stated reasons only (b).....												
15.5	Other accident only .....												
15.6	Medicare Title XVIII exempt from state taxes or fees.....												
15.7	All other A & H (b).....												
15.8	Federal employees health benefits program premium (b).....												
16.	Workers' compensation .....												
17.1	Other liability-Occurrence.....												
17.2	Other Liability-Claims-Made.....												
17.3	Excess workers' compensation.....												
18.	Products liability .....												
19.1	Private passenger auto no-fault (personal injury protection) .....												
19.2	Other private passenger auto liability .....												
19.3	Commercial auto no-fault (personal injury protection) .....												
19.4	Other commercial auto liability .....												
21.1	Private passenger auto physical damage .....												
21.2	Commercial auto physical damage .....												
22.	Aircraft (all perils) .....												
23.	Fidelity .....												
24.	Surety .....												
26.	Burglary and theft .....												
27.	Boiler and machinery .....												
28.	Credit .....												
30.	Warranty .....												
34.	Aggregate write-ins for other lines of business .....	0	0	0	0	0	0	0	0	0	0	0	0
35.	TOTALS (a) .....	0	0	0	0	0	0	0	0	0	0	0	0
DETAILS OF WRITE-INS													
3401.	.....												
3402.	.....												
3403.	.....												
3498.	Summary of remaining write-ins for Line 34 from overflow page .....	0	0	0	0	0	0	0	0	0	0	0	0
3499.	Totals (Lines 3401 through 3403 Plus 3498) (Line 34 above) .....	0	0	0	0	0	0	0	0	0	0	0	0

NONE

(a) Finance and service charges not included in Lines 1 to 35 \$ .....  
(b) For health business on indicated lines report: Number of persons insured under PPO managed care products ..... and number of persons insured under indemnity only products .....

19.W1



ANNUAL STATEMENT FOR THE YEAR 2011 OF THE Plans' Liability Insurance Company

EXHIBIT OF PREMIUMS AND LOSSES (Statutory Page 14)

NAIC Group Code 00023		BUSINESS IN THE STATE OF Wisconsin				DURING THE YEAR 2011					NAIC Company Code 26794		
Line of Business		Gross Premiums, including Policy and Membership Fees, Less Return Premiums and Premiums on Policies not Taken		3 Dividends Paid or Credited to Policyholders on Direct Business	4 Direct Unearned Premium Reserves	5 Direct Losses Paid (deducting salvage)	6 Direct Losses Incurred	7 Direct Losses Unpaid	8 Direct Defense and Cost Containment Expense Paid	9 Direct Defense and Cost Containment Expense Incurred	10 Direct Defense and Cost Containment Expense Unpaid	11 Commissions and Brokerage Expenses	12 Taxes, Licenses and Fees
		1 Direct Premiums Written	2 Direct Premiums Earned										
1.	Fire .....												
2.1	Allied lines .....												
2.2	Multiple peril crop .....												
2.3	Federal flood .....												
3.	Farmowners multiple peril .....												
4.	Homeowners multiple peril .....												
5.1	Commercial multiple peril (non-liability portion) .....												
5.2	Commercial multiple peril (liability portion) .....												
6.	Mortgage guaranty .....												
8.	Ocean marine .....												
9.	Inland marine .....												
10.	Financial guaranty .....												
11.	Medical professional liability .....												
12.	Earthquake .....												
13.	Group accident and health (b).....												
14.	Credit A & H (group and individual) .....												
15.1	Collectively renewable A & H (b).....												
15.2	Non-cancelable A & H (b).....												
15.3	Guaranteed renewable A & H (b).....												
15.4	Non-renewable for stated reasons only (b).....												
15.5	Other accident only .....												
15.6	Medicare Title XVIII exempt from state taxes or fees.....												
15.7	All other A & H (b).....												
15.8	Federal employees health benefits program premium (b).....												
16.	Workers' compensation .....												
17.1	Other liability-Occurrence.....												
17.2	Other Liability-Claims-Made.....												
17.3	Excess workers' compensation.....												
18.	Products liability .....												
19.1	Private passenger auto no-fault (personal injury protection) .....												
19.2	Other private passenger auto liability .....												
19.3	Commercial auto no-fault (personal injury protection) .....												
19.4	Other commercial auto liability .....												
21.1	Private passenger auto physical damage .....												
21.2	Commercial auto physical damage .....												
22.	Aircraft (all perils) .....												
23.	Fidelity .....												
24.	Surety .....												
26.	Burglary and theft .....												
27.	Boiler and machinery .....												
28.	Credit .....												
30.	Warranty .....												
34.	Aggregate write-ins for other lines of business .....	0	0	0	0	0	0	0	0	0	0	0	0
35.	TOTALS (a) .....	0	0	0	0	0	0	0	0	0	0	0	0
DETAILS OF WRITE-INS													
3401.	.....												
3402.	.....												
3403.	.....												
3498.	Summary of remaining write-ins for Line 34 from overflow page .....	0	0	0	0	0	0	0	0	0	0	0	0
3499.	Totals (Lines 3401 through 3403 Plus 3498) (Line 34 above) .....	0	0	0	0	0	0	0	0	0	0	0	0

NONE

(a) Finance and service charges not included in Lines 1 to 35 \$ .....  
(b) For health business on indicated lines report: Number of persons insured under PPO managed care products ..... and number of persons insured under indemnity only products .....



19.WY



ANNUAL STATEMENT FOR THE YEAR 2011 OF THE Plans' Liability Insurance Company

EXHIBIT OF PREMIUMS AND LOSSES (Statutory Page 14)

NAIC Group Code 00023		BUSINESS IN THE STATE OF Wyoming				DURING THE YEAR 2011					NAIC Company Code 26794		
Line of Business		Gross Premiums, Including Policy and Membership Fees, Less Return Premiums and Premiums on Policies not Taken		3 Dividends Paid or Credited to Policyholders on Direct Business	4 Direct Unearned Premium Reserves	5 Direct Losses Paid (deducting salvage)	6 Direct Losses Incurred	7 Direct Losses Unpaid	8 Direct Defense and Cost Containment Expense Paid	9 Direct Defense and Cost Containment Expense Incurred	10 Direct Defense and Cost Containment Expense Unpaid	11 Commissions and Brokerage Expenses	12 Taxes, Licenses and Fees
		1 Direct Premiums Written	2 Direct Premiums Earned										
1.	Fire .....												
2.1	Allied lines .....												
2.2	Multiple peril crop .....												
2.3	Federal flood .....												
3.	Farmowners multiple peril .....												
4.	Homeowners multiple peril .....												
5.1	Commercial multiple peril (non-liability portion) .....												
5.2	Commercial multiple peril (liability portion) .....												
6.	Mortgage guaranty .....												
8.	Ocean marine .....												
9.	Inland marine .....												
10.	Financial guaranty .....												
11.	Medical professional liability .....												
12.	Earthquake .....												
13.	Group accident and health (b).....												
14.	Credit A & H (group and individual) .....												
15.1	Collectively renewable A & H (b).....												
15.2	Non-cancelable A & H (b).....												
15.3	Guaranteed renewable A & H (b).....												
15.4	Non-renewable for stated reasons only (b).....												
15.5	Other accident only .....												
15.6	Medicare Title XVIII exempt from state taxes or fees.....												
15.7	All other A & H (b).....												
15.8	Federal employees health benefits program premium (b).....												
16.	Workers' compensation .....												
17.1	Other liability-Occurrence.....												
17.2	Other Liability-Claims-Made.....												
17.3	Excess workers' compensation.....												
18.	Products liability .....												
19.1	Private passenger auto no-fault (personal injury protection) .....												
19.2	Other private passenger auto liability .....												
19.3	Commercial auto no-fault (personal injury protection) .....												
19.4	Other commercial auto liability .....												
21.1	Private passenger auto physical damage .....												
21.2	Commercial auto physical damage .....												
22.	Aircraft (all perils) .....												
23.	Fidelity .....												
24.	Surety .....												
26.	Burglary and theft .....												
27.	Boiler and machinery .....												
28.	Credit .....												
30.	Warranty .....												
34.	Aggregate write-ins for other lines of business .....	0	0	0	0	0	0	0	0	0	0	0	0
35.	TOTALS (a) .....	0	0	0	0	0	0	0	0	0	0	0	0
DETAILS OF WRITE-INS													
3401.	.....												
3402.	.....												
3403.	.....												
3498.	Summary of remaining write-ins for Line 34 from overflow page .....	0	0	0	0	0	0	0	0	0	0	0	0
3499.	Totals (Lines 3401 through 3403 Plus 3498) (Line 34 above) .....	0	0	0	0	0	0	0	0	0	0	0	0

NONE

(a) Finance and service charges not included in Lines 1 to 35 \$ .....  
(b) For health business on indicated lines report: Number of persons insured under PPO managed care products ..... and number of persons insured under indemnity only products .....



ANNUAL STATEMENT FOR THE YEAR 2011 OF THE Plans' Liability Insurance Company

EXHIBIT OF PREMIUMS AND LOSSES (Statutory Page 14)

NAIC Group Code 00023		BUSINESS IN THE STATE OF Consolidated				DURING THE YEAR 2011				NAIC Company Code 26794			
Line of Business		Gross Premiums, Including Policy and Membership Fees, Less Return Premiums and Premiums on Policies not Taken		3 Dividends Paid or Credited to Policyholders on Direct Business	4 Direct Unearned Premium Reserves	5 Direct Losses Paid (deducting salvage)	6 Direct Losses Incurred	7 Direct Losses Unpaid	8 Direct Defense and Cost Containment Expense Paid	9 Direct Defense and Cost Containment Expense Incurred	10 Direct Defense and Cost Containment Expense Unpaid	11 Commissions and Brokerage Expenses	12 Taxes, Licenses and Fees
		1 Direct Premiums Written	2 Direct Premiums Earned										
1.	Fire .....	0	0	0	0	0	0	0	0	0	0	0	0
2.1	Allied lines .....	0	0	0	0	0	0	0	0	0	0	0	0
2.2	Multiple peril crop .....	0	0	0	0	0	0	0	0	0	0	0	0
2.3	Federal flood .....	0	0	0	0	0	0	0	0	0	0	0	0
3.	Farmowners multiple peril .....	0	0	0	0	0	0	0	0	0	0	0	0
4.	Homeowners multiple peril .....	0	0	0	0	0	0	0	0	0	0	0	0
5.1	Commercial multiple peril (non-liability portion) .....	0	0	0	0	0	0	0	0	0	0	0	0
5.2	Commercial multiple peril (liability portion) .....	0	0	0	0	0	0	0	0	0	0	0	0
6.	Mortgage guaranty .....	0	0	0	0	0	0	0	0	0	0	0	0
8.	Ocean marine .....	0	0	0	0	0	0	0	0	0	0	0	0
9.	Inland marine .....	0	0	0	0	0	0	0	0	0	0	0	0
10.	Financial guaranty .....	0	0	0	0	0	0	0	0	0	0	0	0
11.	Medical professional liability .....	0	0	0	0	0	0	0	0	0	0	0	0
12.	Earthquake .....	0	0	0	0	0	0	0	0	0	0	0	0
13.	Group accident and health (b) .....	0	0	0	0	0	0	0	0	0	0	0	0
14.	Credit A & H (group and individual) .....	0	0	0	0	0	0	0	0	0	0	0	0
15.1	Collectively renewable A & H (b) .....	0	0	0	0	0	0	0	0	0	0	0	0
15.2	Non-cancelable A & H (b) .....	0	0	0	0	0	0	0	0	0	0	0	0
15.3	Guaranteed renewable A & H (b) .....	0	0	0	0	0	0	0	0	0	0	0	0
15.4	Non-renewable for stated reasons only (b) .....	0	0	0	0	0	0	0	0	0	0	0	0
15.5	Other accident only .....	0	0	0	0	0	0	0	0	0	0	0	0
15.6	Medicare Title XVIII exempt from state taxes or fees .....	0	0	0	0	0	0	0	0	0	0	0	0
15.7	All other A & H (b) .....	0	0	0	0	0	0	0	0	0	0	0	0
15.8	Federal employees health benefits program premium (b) .....	0	0	0	0	0	0	0	0	0	0	0	0
16.	Workers' compensation .....	0	0	0	0	0	0	0	0	0	0	0	0
17.1	Other liability-Occurrence .....	0	0	0	0	0	0	0	0	0	0	0	0
17.2	Other Liability-Claims-Made .....	0	0	0	0	0	0	0	0	0	0	0	0
17.3	Excess workers' compensation .....	0	0	0	0	0	0	0	0	0	0	0	0
18.	Products liability .....	0	0	0	0	0	0	0	0	0	0	0	0
19.1	Private passenger auto no-fault (personal injury protection) .....	0	0	0	0	0	0	0	0	0	0	0	0
19.2	Other private passenger auto liability .....	0	0	0	0	0	0	0	0	0	0	0	0
19.3	Commercial auto no-fault (personal injury protection) .....	0	0	0	0	0	0	0	0	0	0	0	0
19.4	Other commercial auto liability .....	0	0	0	0	0	0	0	0	0	0	0	0
21.1	Private passenger auto physical damage .....	0	0	0	0	0	0	0	0	0	0	0	0
21.2	Commercial auto physical damage .....	0	0	0	0	0	0	0	0	0	0	0	0
22.	Aircraft (all perils) .....	0	0	0	0	0	0	0	0	0	0	0	0
23.	Fidelity .....	0	0	0	0	0	0	0	0	0	0	0	0
24.	Surety .....	0	0	0	0	0	0	0	0	0	0	0	0
26.	Burglary and theft .....	0	0	0	0	0	0	0	0	0	0	0	0
27.	Boiler and machinery .....	0	0	0	0	0	0	0	0	0	0	0	0
28.	Credit .....	0	0	0	0	0	0	0	0	0	0	0	0
30.	Warranty .....	0	0	0	0	0	0	0	0	0	0	0	0
34.	Aggregate write-ins for other lines of business .....	0	0	0	0	0	0	0	0	0	0	0	0
35.	TOTALS (a) .....	0	0	0	0	0	0	0	0	0	0	0	0
DETAILS OF WRITE-INS													
3401.	.....												
3402.	.....												
3403.	.....												
3498.	Summary of remaining write-ins for Line 34 from overflow page .....	0	0	0	0	0	0	0	0	0	0	0	0
3499.	Totals (Lines 3401 through 3403 Plus 3498) (Line 34 above) .....	0	0	0	0	0	0	0	0	0	0	0	0

(a) Finance and service charges not included in Lines 1 to 35 \$ .....0 .  
(b) For health business on indicated lines report: Number of persons insured under PPO managed care products .....0 and number of persons insured under indemnity only products .....0

## 20

## 20

20

20

Schedule F - Part 2  
**NONE**

Schedule F - Part 3  
**NONE**

Schedule F - Part 4  
**NONE**

Schedule F - Part 5  
**NONE**

Schedule F - Part 6  
**NONE**

Schedule F - Part 7  
**NONE**

SCHEDULE F - PART 8

Restatement of Balance Sheet to Identify Net Credit for Reinsurance			
	1 As Reported (Net of Ceded)	2 Restatement Adjustments	3 Restated (Gross of Ceded)
ASSETS (Page 2, Col. 3)			
1. Cash and invested assets (Line 12) .....	82,510,681		82,510,681
2. Premiums and considerations (Line 15) .....	168,374		168,374
3. Reinsurance recoverable on loss and loss adjustment expense payments (Line 16.1).....	0		0
4 Funds held by or deposited with reinsured companies (Line 16.2).....	0		0
5. Other assets .....	1,640,982		1,640,982
6. Net amount recoverable from reinsurers .....			0
7. Protected cell assets (Line 27) .....	0		0
8. Totals (Line 28) .....	84,320,037	0	84,320,037
LIABILITIES (Page 3)			
9. Losses and loss adjustment expenses (Lines 1 through 3) .....	25,783,816		25,783,816
10. Taxes, expenses, and other obligations (Lines 4 through 8) .....	2,566,331		2,566,331
11. Unearned premiums (Line 9) .....	460,618		460,618
12. Advance premiums (Line 10) .....	0		0
13. Dividends declared and unpaid (Line 11.1 and 11.2) .....	0		0
14. Ceded reinsurance premiums payable (net of ceding commissions) (Line 12) .....	0		0
15. Funds held by company under reinsurance treaties (Line 13) .....	0		0
16. Amounts withheld or retained by company for account of others (Line 14) .....	0		0
17. Provision for reinsurance (Line 16) .....	0		0
18. Other liabilities .....	1,779,737		1,779,737
19. Total liabilities excluding protected cell business (Line 26) .....	30,590,502	0	30,590,502
20. Protected cell liabilities (Line 27) .....	0		0
21. Surplus as regards policyholders (Line 37) .....	53,729,535	X X X	53,729,535
22. Totals (Line 38) .....	84,320,037	0	84,320,037

NOTE: Is the restatement of this exhibit the result of grossing up balances ceded to affiliates under 100 percent reinsurance or pooling arrangements?    Yes [    ] No [ X ]

If yes, give full explanation:

.....

Schedule H - Part 1  
NONE

Schedule H - Part 2  
NONE

Schedule H - Part 3  
NONE

Schedule H - Part 4  
NONE

Schedule H - Part 5 - Health Claims  
NONE

Schedule P - Part 1A - Home/Farm  
NONE

Schedule P - Part 1B - Private Passenger  
NONE

Schedule P - Part 1C - Comm Auto/Truck  
NONE

Schedule P - Part 1D - Workers' Comp  
NONE

Schedule P - Part 1E - Comm Multi Peril  
NONE

Schedule P - Part 1F - Med Pro Liab Occ  
NONE

Schedule P - Part 1F - Med Pro Liab Clm  
NONE

Schedule P - Part 1G - Special Liability  
NONE

Schedule P - Part 1H - Other Liab Occur  
NONE

SCHEDULE P - PART 1H - SECTION 2 - OTHER LIABILITY - CLAIMS-MADE

(\$000 OMITTED)

Years in Which Premiums Were Earned and Losses Were Incurred	Premiums Earned			Loss and Loss Expense Payments								12
	1	2	3	Loss Payments		Defense and Cost Containment Payments		Adjusting and Other Payments		10	11	
				4	5	6	7	8	9			
	Direct and Assumed	Ceded	Net (Cols. 1 - 2)	Direct and Assumed	Ceded	Direct and Assumed	Ceded	Direct and Assumed	Ceded	Salvage and Subrogation Received	Total Net Paid (Cols. 4 - 5 + 6 - 7 + 8 - 9)	Number of Claims Reported Direct and Assumed
1. Prior	XXX	XXX	XXX	178	0	13	0	0	0	0	191	XXX
2. 2002	11,822	0	11,822	6,159	0	1,245	0	417	0	0	7,821	282
3. 2003	15,156	0	15,156	6,140	0	2,620	0	900	0	0	9,660	539
4. 2004	16,137	0	16,137	1,637	0	95	0	749	0	0	2,481	339
5. 2005	11,119	0	11,119	2,072	0	577	0	748	0	0	3,397	153
6. 2006	15,760	0	15,760	5,812	0	1,412	0	780	0	0	8,004	206
7. 2007	10,968	0	10,968	1,400	0	594	0	852	0	0	2,846	164
8. 2008	5,420	0	5,420	0	0	452	0	536	0	0	988	219
9. 2009	4,874	0	4,874	0	0	167	0	525	0	0	692	202
10. 2010	4,830	0	4,830	0	0	115	0	636	0	0	751	148
11. 2011	2,924	0	2,924	0	0	4	0	448	0	0	452	195
12. Totals	XXX	XXX	XXX	23,398	0	7,295	0	6,591	0	0	37,284	XXX

	Losses Unpaid				Defense and Cost Containment Unpaid				Adjusting and Other Unpaid		23	24	25
	Case Basis		Bulk + IBNR		Case Basis		Bulk + IBNR		21	22			
	13	14	15	16	17	18	19	20					
	Direct and Assumed	Ceded	Direct and Assumed	Ceded	Direct and Assumed	Ceded	Direct and Assumed	Ceded					
1.	985	0	0	0	58	0	0	0	0	0	0	1,043	8
2.	890	0	0	0	44	0	0	0	0	0	0	934	20
3.	1,589	0	0	0	2,444	0	0	0	0	0	0	4,033	100
4.	380	0	0	0	40	0	0	0	0	0	0	420	8
5.	565	0	0	0	52	0	0	0	0	0	0	617	13
6.	2,480	0	0	0	126	0	0	0	0	0	0	2,606	17
7.	804	0	0	0	55	0	0	0	4	0	0	863	11
8.	2,482	0	1,300	0	327	0	0	0	123	0	0	4,232	20
9.	1,357	0	1,200	0	102	0	200	0	246	0	0	3,105	30
10.	1,960	0	911	0	79	0	116	0	379	0	0	3,445	105
11.	871	0	1,358	0	11	0	222	0	448	0	0	2,910	195
12.	14,363	0	4,769	0	3,338	0	538	0	1,200	0	0	24,208	527

	Total Losses and Loss Expenses Incurred			Loss and Loss Expense Percentage (Incurred/Premiums Earned)			Nontabular Discount		34 Inter-Company Pooling Participation Percentage	Net Balance Sheet Reserves After Discount	
	26	27	28	29	30	31	32	33		35	36
	Direct and Assumed	Ceded	Net	Direct and Assumed	Ceded	Net	Loss	Loss Expense		Losses Unpaid	Loss Expenses Unpaid
1.	XXX	XXX	XXX	XXX	XXX	XXX	0	0	XXX	985	58
2.	8,755	0	8,755	74.1	0.0	74.1	0	0	0.0	890	44
3.	13,693	0	13,693	90.3	0.0	90.3	0	0	0.0	1,589	2,444
4.	2,901	0	2,901	18.0	0.0	18.0	0	0	0.0	380	40
5.	4,014	0	4,014	36.1	0.0	36.1	0	0	0.0	565	52
6.	10,610	0	10,610	67.3	0.0	67.3	0	0	0.0	2,480	126
7.	3,709	0	3,709	33.8	0.0	33.8	0	0	0.0	804	59
8.	5,220	0	5,220	96.3	0.0	96.3	0	0	0.0	3,782	450
9.	3,797	0	3,797	77.9	0.0	77.9	0	0	0.0	2,557	548
10.	4,196	0	4,196	86.9	0.0	86.9	0	0	0.0	2,871	574
11.	3,362	0	3,362	115.0	0.0	115.0	0	0	0.0	2,229	681
12.	XXX	XXX	XXX	XXX	XXX	XXX	0	0	XXX	19,132	5,076

Schedule P - Part 1I - Special Property  
**NONE**

Schedule P - Part 1J - Auto Physical  
**NONE**



SCHEDULE P-PART 1K - FIDELITY/SURETY

(\$000 OMITTED)

Years in Which Premiums Were Earned and Losses Were Incurred	Premiums Earned			Loss and Loss Expense Payments								12  Number of Claims Reported Direct and Assumed
	1  Direct and Assumed	2  Ceded	3  Net (Cols. 1 - 2)	Loss Payments		Defense and Cost Containment Payments		Adjusting and Other Payments		10  Salvage and Subrogation Received	11  Total Net Paid (Cols. 4 - 5 + 6 - 7 + 8 - 9)	
				4  Direct and Assumed	5  Ceded	6  Direct and Assumed	7  Ceded	8  Direct and Assumed	9  Ceded			
1. Prior	XXX	XXX	XXX	0	0	0	0	0	0	0	0	XXX
2. 2010	75	0	75	0	0	0	0	0	0	0	0	XXX
3. 2011	80	0	80	0	0	0	0	0	0	0	0	XXX
4. Totals	XXX	XXX	XXX	0	0	0	0	0	0	0	0	XXX

	Losses Unpaid				Defense and Cost Containment Unpaid				Adjusting and Other Unpaid		23  Salvage and Subrogation Anticipated	24  Total Net Losses and Expenses Unpaid	25  Number of Claims Outstanding Direct and Assumed
	Case Basis		Bulk + IBNR		Case Basis		Bulk + IBNR		21	22			
	13  Direct and Assumed	14  Ceded	15  Direct and Assumed	16  Ceded	17  Direct and Assumed	18  Ceded	19  Direct and Assumed	20  Ceded					
1.	0	0	0	0	4	0	0	0	0	0	0	4	1
2.	0	0	11	0	0	0	1	0	0	0	0	12	0
3.	0	0	42	0	0	0	5	0	0	0	0	47	0
4.	0	0	53	0	4	0	6	0	0	0	0	63	1

	Total Losses and Loss Expenses Incurred			Loss and Loss Expense Percentage (Incurred/Premiums Earned)			Nontabular Discount		34 Inter-Company Pooling Participation Percentage	Net Balance Sheet Reserves After Discount	
	26 Direct and Assumed	27 Ceded	28 Net	29 Direct and Assumed	30 Ceded	31 Net	32 Loss	33 Loss Expense		35 Losses Unpaid	36 Loss Expenses Unpaid
1.	XXX	XXX	XXX	XXX	XXX	XXX	0	0	XXX	0	4
2.	12	0	12	16.0	0.0	16.0	0	0	0.0	11	1
3.	47	0	47	58.8	0.0	58.8	0	0	0.0	42	5
4.	XXX	XXX	XXX	XXX	XXX	XXX	0	0	XXX	53	10

Schedule P - Part 1L - Other  
**NONE**

Schedule P - Part 1M - International  
**NONE**

Schedule P - Part 1N - Reinsurance  
**NONE**

Schedule P - Part 1O - Reinsurance  
**NONE**

Schedule P - Part 1P - Reinsurance  
**NONE**

Schedule P - Part 1R - Prod Liab Occur  
**NONE**

Schedule P - Part 1R - Prod Liab Claims  
**NONE**

Schedule P - Part 1S-Fin./Mtg. Guaranty  
**NONE**

Schedule P - Part 1T - Warranty  
**NONE**

Schedule P - Part 2A  
**NONE**

Schedule P - Part 2B  
**NONE**

Schedule P - Part 2C  
**NONE**

Schedule P - Part 2D  
**NONE**

Schedule P - Part 2E  
**NONE**

SCHEDULE P - PART 2F - SECTION 1 - MEDICAL  
PROFESSIONAL LIABILITY - OCCURRENCE

Years in Which Losses Were Incurred	INCURRED NET LOSSES AND DEFENSE AND COST CONTAINMENT EXPENSES REPORTED AT YEAR END (\$000 OMITTED)										DEVELOPMENT	
	1	2	3	4	5	6	7	8	9	10	11	12
	2002	2003	2004	2005	2006	2007	2008	2009	2010	2011	One Year	Two Year
1. Prior	0	0	0	0	0	0	0	0	0	0	0	0
2. 2002	0	0	0	0	0	0	0	0	0	0	0	0
3. 2003	XXX	0	0	0	0	0	0	0	0	0	0	0
4. 2004	XXX	XXX	0	0	0	0	0	0	0	0	0	0
5. 2005	XXX	XXX	XXX	0	0	0	0	0	0	0	0	0
6. 2006	XXX	XXX	XXX	XXX	0	0	0	0	0	0	0	0
7. 2007	XXX	XXX	XXX	XXX	XXX	0	0	0	0	0	0	0
8. 2008	XXX	XXX	XXX	XXX	XXX	XXX	0	0	0	0	0	0
9. 2009	XXX	XXX	XXX	XXX	XXX	XXX	XXX	0	0	0	0	0
10. 2010	XXX	XXX	XXX	XXX	XXX	XXX	XXX	XXX	0	0	0	XXX
11. 2011	XXX	XXX	XXX	XXX	XXX	XXX	XXX	XXX	XXX	0	XXX	XXX
12. Totals											0	0

SCHEDULE P - PART 2F - SECTION 2 - MEDICAL  
PROFESSIONAL LIABILITY - CLAIMS-MADE

1. Prior	0	0	0	0	0	0	0	0	0	0	0	0
2. 2002	0	0	0	0	0	0	0	0	0	0	0	0
3. 2003	XXX	0	0	0	0	0	0	0	0	0	0	0
4. 2004	XXX	XXX	0	0	0	0	0	0	0	0	0	0
5. 2005	XXX	XXX	XXX	0	0	0	0	0	0	0	0	0
6. 2006	XXX	XXX	XXX	XXX	0	0	0	0	0	0	0	0
7. 2007	XXX	XXX	XXX	XXX	XXX	0	0	0	0	0	0	0
8. 2008	XXX	XXX	XXX	XXX	XXX	XXX	0	0	0	0	0	0
9. 2009	XXX	XXX	XXX	XXX	XXX	XXX	XXX	0	0	0	0	0
10. 2010	XXX	XXX	XXX	XXX	XXX	XXX	XXX	XXX	0	0	0	XXX
11. 2011	XXX	XXX	XXX	XXX	XXX	XXX	XXX	XXX	XXX	0	XXX	XXX
12. Totals											0	0

SCHEDULE P - PART 2G - SPECIAL LIABILITY  
(OCEAN MARINE, AIRCRAFT (ALL PERILS), BOILER AND MACHINERY)

1. Prior	0	0	0	0	0	0	0	0	0	0	0	0
2. 2002	0	0	0	0	0	0	0	0	0	0	0	0
3. 2003	XXX	0	0	0	0	0	0	0	0	0	0	0
4. 2004	XXX	XXX	0	0	0	0	0	0	0	0	0	0
5. 2005	XXX	XXX	XXX	0	0	0	0	0	0	0	0	0
6. 2006	XXX	XXX	XXX	XXX	0	0	0	0	0	0	0	0
7. 2007	XXX	XXX	XXX	XXX	XXX	0	0	0	0	0	0	0
8. 2008	XXX	XXX	XXX	XXX	XXX	XXX	0	0	0	0	0	0
9. 2009	XXX	XXX	XXX	XXX	XXX	XXX	XXX	0	0	0	0	0
10. 2010	XXX	XXX	XXX	XXX	XXX	XXX	XXX	XXX	0	0	0	XXX
11. 2011	XXX	XXX	XXX	XXX	XXX	XXX	XXX	XXX	XXX	0	XXX	XXX
12. Totals											0	0

SCHEDULE P - PART 2H - SECTION 1 - OTHER LIABILITY - OCCURRENCE

1. Prior	0	0	0	0	0	0	0	0	0	0	0	0
2. 2002	0	0	0	0	0	0	0	0	0	0	0	0
3. 2003	XXX	0	0	0	0	0	0	0	0	0	0	0
4. 2004	XXX	XXX	0	0	0	0	0	0	0	0	0	0
5. 2005	XXX	XXX	XXX	0	0	0	0	0	0	0	0	0
6. 2006	XXX	XXX	XXX	XXX	0	0	0	0	0	0	0	0
7. 2007	XXX	XXX	XXX	XXX	XXX	0	0	0	0	0	0	0
8. 2008	XXX	XXX	XXX	XXX	XXX	XXX	0	0	0	0	0	0
9. 2009	XXX	XXX	XXX	XXX	XXX	XXX	XXX	0	0	0	0	0
10. 2010	XXX	XXX	XXX	XXX	XXX	XXX	XXX	XXX	0	0	0	XXX
11. 2011	XXX	XXX	XXX	XXX	XXX	XXX	XXX	XXX	XXX	0	XXX	XXX
12. Totals											0	0

SCHEDULE P - PART 2H - SECTION 2 - OTHER LIABILITY - CLAIMS-MADE

1. Prior	14,542	15,331	15,798	15,044	14,699	15,419	13,205	12,997	13,421	12,001	(1,420)	(996)
2. 2002	10,078	8,681	6,193	6,777	6,837	7,221	8,405	8,961	9,116	8,338	(778)	(623)
3. 2003	XXX	8,012	8,179	8,334	8,573	10,104	11,176	13,131	12,976	12,793	(183)	(338)
4. 2004	XXX	XXX	9,409	5,513	2,924	2,731	2,402	2,201	2,174	2,152	(22)	(49)
5. 2005	XXX	XXX	XXX	5,506	8,533	7,758	5,833	5,261	5,034	3,266	(1,768)	(1,995)
6. 2006	XXX	XXX	XXX	XXX	7,766	9,752	8,352	8,658	8,282	9,830	1,548	1,172
7. 2007	XXX	XXX	XXX	XXX	XXX	4,683	4,766	3,476	2,681	2,853	172	(623)
8. 2008	XXX	XXX	XXX	XXX	XXX	XXX	3,471	4,251	3,629	4,561	932	310
9. 2009	XXX	XXX	XXX	XXX	XXX	XXX	XXX	2,863	2,798	3,026	228	163
10. 2010	XXX	XXX	XXX	XXX	XXX	XXX	XXX	XXX	2,722	3,181	459	XXX
11. 2011	XXX	XXX	XXX	XXX	XXX	XXX	XXX	XXX	XXX	2,466	XXX	XXX
12. Totals											(832)	(2,979)

SCHEDULE P - PART 2I - SPECIAL PROPERTY (FIRE, ALLIED LINES, INLAND MARINE, EARTHQUAKE, BURGLARY, AND THEFT)

Years in Which Losses Were Incurred	INCURRED NET LOSSES AND DEFENSE AND COST CONTAINMENT EXPENSES REPORTED AT YEAR END (\$000 OMITTED)										DEVELOPMENT	
	1	2	3	4	5	6	7	8	9	10	11	12
	2002	2003	2004	2005	2006	2007	2008	2009	2010	2011	One Year	Two Year
1. Prior	XXX	XXX	XXX	XXX	XXX	XXX	XXX	0	0	0	0	0
2. 2010	XXX	XXX	XXX	XXX	XXX	XXX	XXX	0	0	0	0	XXX
3. 2011	XXX	XXX	XXX	XXX	XXX	XXX	XXX	XXX	XXX	0	XXX	XXX
4. Totals											0	0

SCHEDULE P - PART 2J - AUTO PHYSICAL DAMAGE

1. Prior	XXX	XXX	XXX	XXX	XXX	XXX	XXX	0	0	0	0	0
2. 2010	XXX	XXX	XXX	XXX	XXX	XXX	XXX	0	0	0	0	XXX
3. 2011	XXX	XXX	XXX	XXX	XXX	XXX	XXX	XXX	XXX	0	XXX	XXX
4. Totals											0	0

SCHEDULE P - PART 2K - FIDELITY, SURETY

1. Prior	XXX	XXX	XXX	XXX	XXX	XXX	XXX	333	95	5	(90)	(328)
2. 2010	XXX	XXX	XXX	XXX	XXX	XXX	XXX	XXX	119	12	(107)	XXX
3. 2011	XXX	XXX	XXX	XXX	XXX	XXX	XXX	XXX	XXX	47	XXX	XXX
4. Totals											(197)	(328)

SCHEDULE P - PART 2L - OTHER  
(INCLUDING CREDIT, ACCIDENT AND HEALTH)

1. Prior	XXX	XXX	XXX	XXX	XXX	XXX	XXX	0	0	0	0	0
2. 2010	XXX	XXX	XXX	XXX	XXX	XXX	XXX	0	0	0	0	XXX
3. 2011	XXX	XXX	XXX	XXX	XXX	XXX	XXX	XXX	XXX	0	XXX	XXX
4. Totals											0	0

SCHEDULE P - PART 2M - INTERNATIONAL

1. Prior	0	0	0	0	0	0	0	0	0	0	0	0
2. 2002	0	0	0	0	0	0	0	0	0	0	0	0
3. 2003	XXX	0	0	0	0	0	0	0	0	0	0	0
4. 2004	XXX	XXX	0	0	0	0	0	0	0	0	0	0
5. 2005	XXX	XXX	XXX	0	0	0	0	0	0	0	0	0
6. 2006	XXX	XXX	XXX	XXX	0	0	0	0	0	0	0	0
7. 2007	XXX	XXX	XXX	XXX	XXX	0	0	0	0	0	0	0
8. 2008	XXX	XXX	XXX	XXX	XXX	XXX	0	0	0	0	0	0
9. 2009	XXX	XXX	XXX	XXX	XXX	XXX	XXX	0	0	0	0	0
10. 2010	XXX	XXX	XXX	XXX	XXX	XXX	XXX	XXX	0	0	0	XXX
11. 2011	XXX	XXX	XXX	XXX	XXX	XXX	XXX	XXX	XXX	0	XXX	XXX
12. Totals											0	0

Schedule P - Part 2N  
NONE

Schedule P - Part 2O  
NONE

Schedule P - Part 2P  
NONE

Schedule P - Part 2R - Prod Liab Occur  
NONE

Schedule P - Part 2R - Prod Liab Claims  
NONE

Schedule P - Part 2S  
NONE

Schedule P - Part 2T  
NONE

Schedule P - Part 3A  
NONE

Schedule P - Part 3B  
NONE

Schedule P - Part 3C  
NONE

Schedule P - Part 3D  
NONE

Schedule P - Part 3E  
NONE

SCHEDULE P - PART 3F - SECTION 1 - MEDICAL  
PROFESSIONAL LIABILITY - OCCURRENCE

Years in Which Losses Were Incurred	CUMULATIVE PAID NET LOSSES AND DEFENSE AND COST CONTAINMENT EXPENSES REPORTED AT YEAR END (\$000 OMITTED)										11	12
	1	2	3	4	5	6	7	8	9	10	Number of Claims Closed With Loss Payment	Number of Claims Closed Without Loss Payment
	2002	2003	2004	2005	2006	2007	2008	2009	2010	2011		
1. Prior	.000.	.0	.0	.0	.0	.0	.0	.0	.0	.0	.0	.0
2. 2002	.0	.0	.0	.0	.0	.0	.0	.0	.0	.0	.0	.0
3. 2003	XXX	.0	.0	.0	.0	.0	.0	.0	.0	.0	.0	.0
4. 2004	XXX	XXX	.0	.0	.0	.0	.0	.0	.0	.0	.0	.0
5. 2005	XXX	XXX	XXX	.0	.0	.0	.0	.0	.0	.0	.0	.0
6. 2006	XXX	XXX	XXX	XXX	.0	.0	.0	.0	.0	.0	.0	.0
7. 2007	XXX	XXX	XXX	XXX	XXX	.0	.0	.0	.0	.0	.0	.0
8. 2008	XXX	XXX	XXX	XXX	XXX	XXX	.0	.0	.0	.0	.0	.0
9. 2009	XXX	XXX	XXX	XXX	XXX	XXX	XXX	.0	.0	.0	.0	.0
10. 2010	XXX	XXX	XXX	XXX	XXX	XXX	XXX	XXX	.0	.0	.0	.0
11. 2011	XXX	XXX	XXX	XXX	XXX	XXX	XXX	XXX	XXX	0	0	0

SCHEDULE P - PART 3F - SECTION 2 - MEDICAL  
PROFESSIONAL LIABILITY - CLAIMS-MADE

1. Prior	.000.	.0	.0	.0	.0	.0	.0	.0	.0	.0	.0	.0
2. 2002	.0	.0	.0	.0	.0	.0	.0	.0	.0	.0	.0	.0
3. 2003	XXX	.0	.0	.0	.0	.0	.0	.0	.0	.0	.0	.0
4. 2004	XXX	XXX	.0	.0	.0	.0	.0	.0	.0	.0	.0	.0
5. 2005	XXX	XXX	XXX	.0	.0	.0	.0	.0	.0	.0	.0	.0
6. 2006	XXX	XXX	XXX	XXX	.0	.0	.0	.0	.0	.0	.0	.0
7. 2007	XXX	XXX	XXX	XXX	XXX	.0	.0	.0	.0	.0	.0	.0
8. 2008	XXX	XXX	XXX	XXX	XXX	XXX	.0	.0	.0	.0	.0	.0
9. 2009	XXX	XXX	XXX	XXX	XXX	XXX	XXX	.0	.0	.0	.0	.0
10. 2010	XXX	XXX	XXX	XXX	XXX	XXX	XXX	XXX	.0	.0	.0	.0
11. 2011	XXX	XXX	XXX	XXX	XXX	XXX	XXX	XXX	XXX	0	0	0

SCHEDULE P - PART 3G - SPECIAL LIABILITY  
(OCEAN MARINE, AIRCRAFT (ALL PERILS), BOILER AND MACHINERY)

1. Prior	.000.	.0	.0	.0	.0	.0	.0	.0	.0	.0	XXX	XXX
2. 2002	.0	.0	.0	.0	.0	.0	.0	.0	.0	.0	XXX	XXX
3. 2003	XXX	.0	.0	.0	.0	.0	.0	.0	.0	.0	XXX	XXX
4. 2004	XXX	XXX	.0	.0	.0	.0	.0	.0	.0	.0	XXX	XXX
5. 2005	XXX	XXX	XXX	.0	.0	.0	.0	.0	.0	.0	XXX	XXX
6. 2006	XXX	XXX	XXX	XXX	.0	.0	.0	.0	.0	.0	XXX	XXX
7. 2007	XXX	XXX	XXX	XXX	XXX	.0	.0	.0	.0	.0	XXX	XXX
8. 2008	XXX	XXX	XXX	XXX	XXX	XXX	.0	.0	.0	.0	XXX	XXX
9. 2009	XXX	XXX	XXX	XXX	XXX	XXX	XXX	.0	.0	.0	XXX	XXX
10. 2010	XXX	XXX	XXX	XXX	XXX	XXX	XXX	XXX	.0	.0	XXX	XXX
11. 2011	XXX	XXX	XXX	XXX	XXX	XXX	XXX	XXX	XXX	0	XXX	XXX

SCHEDULE P - PART 3H - SECTION 1 - OTHER LIABILITY - OCCURRENCE

1. Prior	.000.	.0	.0	.0	.0	.0	.0	.0	.0	.0	.0	.0
2. 2002	.0	.0	.0	.0	.0	.0	.0	.0	.0	.0	.0	.0
3. 2003	XXX	.0	.0	.0	.0	.0	.0	.0	.0	.0	.0	.0
4. 2004	XXX	XXX	.0	.0	.0	.0	.0	.0	.0	.0	.0	.0
5. 2005	XXX	XXX	XXX	.0	.0	.0	.0	.0	.0	.0	.0	.0
6. 2006	XXX	XXX	XXX	XXX	.0	.0	.0	.0	.0	.0	.0	.0
7. 2007	XXX	XXX	XXX	XXX	XXX	.0	.0	.0	.0	.0	.0	.0
8. 2008	XXX	XXX	XXX	XXX	XXX	XXX	.0	.0	.0	.0	.0	.0
9. 2009	XXX	XXX	XXX	XXX	XXX	XXX	XXX	.0	.0	.0	.0	.0
10. 2010	XXX	XXX	XXX	XXX	XXX	XXX	XXX	XXX	.0	.0	.0	.0
11. 2011	XXX	XXX	XXX	XXX	XXX	XXX	XXX	XXX	XXX	0	0	0

SCHEDULE P - PART 3H - SECTION 2 - OTHER LIABILITY - CLAIMS-MADE

1. Prior	.000.	3,618	4,845	5,477	5,965	9,171	9,880	10,462	10,767	10,958	37	254
2. 2002	2,110	2,110	2,805	3,063	3,518	4,274	4,400	7,225	7,251	7,404	14	248
3. 2003	XXX	2	1,660	3,071	3,882	5,085	5,405	7,539	8,289	8,760	14	425
4. 2004	XXX	XXX	.0	493	1,498	1,559	1,617	1,696	1,722	1,732	7	324
5. 2005	XXX	XXX	XXX	.0	1,132	1,399	2,016	2,559	2,638	2,649	10	130
6. 2006	XXX	XXX	XXX	XXX	11	142	647	3,378	3,621	7,224	7	182
7. 2007	XXX	XXX	XXX	XXX	XXX	103	488	1,587	1,946	1,994	7	146
8. 2008	XXX	XXX	XXX	XXX	XXX	XXX	7	139	319	452	4	195
9. 2009	XXX	XXX	XXX	XXX	XXX	XXX	XXX	.0	148	167	1	171
10. 2010	XXX	XXX	XXX	XXX	XXX	XXX	XXX	XXX	.0	115	.0	43
11. 2011	XXX	XXX	XXX	XXX	XXX	XXX	XXX	XXX	XXX	4	0	0

SCHEDULE P - PART 3I - SPECIAL PROPERTY  
(FIRE, ALLIED LINES, INLAND MARINE, EARTHQUAKE, BURGLARY, AND THEFT)

Years in Which Losses Were Incurred	CUMULATIVE PAID NET LOSSES AND DEFENSE AND COST CONTAINMENT EXPENSES REPORTED AT YEAR END (\$000 OMITTED)										11	12
	1	2	3	4	5	6	7	8	9	10	Number of Claims Closed With Loss Payment	Number of Claims Closed Without Loss Payment
	2002	2003	2004	2005	2006	2007	2008	2009	2010	2011		
1. Prior	XXX	XXX	XXX	XXX	XXX	XXX	XXX	.000	.0	.0	XXX	XXX
2. 2010	XXX	XXX	XXX	XXX	XXX	XXX	XXX	XXX	.0	.0	XXX	XXX
3. 2011	XXX	XXX	XXX	XXX	XXX	XXX	XXX	XXX	XXX	0	XXX	XXX

SCHEDULE P - PART 3J - AUTO PHYSICAL DAMAGE

1. Prior	XXX	XXX	XXX	XXX	XXX	XXX	XXX	.000	.0	.0	.0	.0
2. 2010	XXX	XXX	XXX	XXX	XXX	XXX	XXX	XXX	.0	.0	.0	.0
3. 2011	XXX	XXX	XXX	XXX	XXX	XXX	XXX	XXX	XXX	0	0	0

SCHEDULE P - PART 3K - FIDELITY/SURETY

1. Prior	XXX	XXX	XXX	XXX	XXX	XXX	XXX	.000	.1	.1	XXX	XXX
2. 2010	XXX	XXX	XXX	XXX	XXX	XXX	XXX	XXX	.0	.0	XXX	XXX
3. 2011	XXX	XXX	XXX	XXX	XXX	XXX	XXX	XXX	XXX	0	XXX	XXX

SCHEDULE P - PART 3L - OTHER (INCLUDING CREDIT, ACCIDENT AND HEALTH)

1. Prior	XXX	XXX	XXX	XXX	XXX	XXX	XXX	.000	.0	.0	XXX	XXX
2. 2010	XXX	XXX	XXX	XXX	XXX	XXX	XXX	XXX	.0	.0	XXX	XXX
3. 2011	XXX	XXX	XXX	XXX	XXX	XXX	XXX	XXX	XXX	0	XXX	XXX

SCHEDULE P - PART 3M - INTERNATIONAL

1. Prior	.000	.0	.0	.0	.0	.0	.0	.0	.0	.0	XXX	XXX
2. 2002	.0	.0	.0	.0	.0	.0	.0	.0	.0	.0	XXX	XXX
3. 2003	XXX	.0	.0	.0	.0	.0	.0	.0	.0	.0	XXX	XXX
4. 2004	XXX	XXX	.0	.0	.0	.0	.0	.0	.0	.0	XXX	XXX
5. 2005	XXX	XXX	XXX	.0	.0	.0	.0	.0	.0	.0	XXX	XXX
6. 2006	XXX	XXX	XXX	XXX	.0	.0	.0	.0	.0	.0	XXX	XXX
7. 2007	XXX	XXX	XXX	XXX	XXX	.0	.0	.0	.0	.0	XXX	XXX
8. 2008	XXX	XXX	XXX	XXX	XXX	XXX	.0	.0	.0	.0	XXX	XXX
9. 2009	XXX	XXX	XXX	XXX	XXX	XXX	XXX	.0	.0	.0	XXX	XXX
10. 2010	XXX	XXX	XXX	XXX	XXX	XXX	XXX	XXX	.0	.0	XXX	XXX
11. 2011	XXX	XXX	XXX	XXX	XXX	XXX	XXX	XXX	XXX	0	XXX	XXX

Schedule P - Part 3N  
NONE

Schedule P - Part 3O  
NONE

Schedule P - Part 3P  
NONE

Schedule P - Part 3R - Prod Liab Occur  
NONE

Schedule P - Part 3R - Prod Liab Claims  
NONE

Schedule P - Part 3S  
NONE

Schedule P - Part 3T  
NONE

Schedule P - Part 4A  
NONE

Schedule P - Part 4B  
NONE

Schedule P - Part 4C  
NONE

Schedule P - Part 4D  
NONE

Schedule P - Part 4E  
NONE



SCHEDULE P - PART 4F - SECTION 1 - MEDICAL  
PROFESSIONAL LIABILITY - OCCURRENCE

Years in Which Losses Were Incurred	BULK AND IBNR RESERVES ON NET LOSSES AND DEFENSE AND COST CONTAINMENT EXPENSES REPORTED AT YEAR END (\$000 OMITTED)									
	1	2	3	4	5	6	7	8	9	10
	2002	2003	2004	2005	2006	2007	2008	2009	2010	2011
1. Prior	0	0	0	0	0	0	0	0	0	0
2. 2002	0	0	0	0	0	0	0	0	0	0
3. 2003	XXX	0	0	0	0	0	0	0	0	0
4. 2004	XXX	XXX	0	0	0	0	0	0	0	0
5. 2005	XXX	XXX	XXX	0	0	0	0	0	0	0
6. 2006	XXX	XXX	XXX	XXX	0	0	0	0	0	0
7. 2007	XXX	XXX	XXX	XXX	XXX	0	0	0	0	0
8. 2008	XXX	XXX	XXX	XXX	XXX	XXX	0	0	0	0
9. 2009	XXX	XXX	XXX	XXX	XXX	XXX	XXX	0	0	0
10. 2010	XXX	XXX	XXX	XXX	XXX	XXX	XXX	XXX	0	0
11. 2011	XXX	XXX	XXX	XXX	XXX	XXX	XXX	XXX	XXX	0

SCHEDULE P - PART 4F - SECTION 2 – MEDICAL  
PROFESSIONAL LIABILITY - CLAIMS-MADE

1. Prior	0	0	0	0	0	0	0	0	0	0
2. 2002	0	0	0	0	0	0	0	0	0	0
3. 2003	XXX	0	0	0	0	0	0	0	0	0
4. 2004	XXX	XXX	0	0	0	0	0	0	0	0
5. 2005	XXX	XXX	XXX	0	0	0	0	0	0	0
6. 2006	XXX	XXX	XXX	XXX	0	0	0	0	0	0
7. 2007	XXX	XXX	XXX	XXX	XXX	0	0	0	0	0
8. 2008	XXX	XXX	XXX	XXX	XXX	XXX	0	0	0	0
9. 2009	XXX	XXX	XXX	XXX	XXX	XXX	XXX	0	0	0
10. 2010	XXX	XXX	XXX	XXX	XXX	XXX	XXX	XXX	0	0
11. 2011	XXX	XXX	XXX	XXX	XXX	XXX	XXX	XXX	XXX	0

SCHEDULE P - PART 4G - SPECIAL LIABILITY  
(OCEAN MARINE, AIRCRAFT (ALL PERILS), BOILER AND MACHINERY)

1. Prior	0	0	0	0	0	0	0	0	0	0
2. 2002	0	0	0	0	0	0	0	0	0	0
3. 2003	XXX	0	0	0	0	0	0	0	0	0
4. 2004	XXX	XXX	0	0	0	0	0	0	0	0
5. 2005	XXX	XXX	XXX	0	0	0	0	0	0	0
6. 2006	XXX	XXX	XXX	XXX	0	0	0	0	0	0
7. 2007	XXX	XXX	XXX	XXX	XXX	0	0	0	0	0
8. 2008	XXX	XXX	XXX	XXX	XXX	XXX	0	0	0	0
9. 2009	XXX	XXX	XXX	XXX	XXX	XXX	XXX	0	0	0
10. 2010	XXX	XXX	XXX	XXX	XXX	XXX	XXX	XXX	0	0
11. 2011	XXX	XXX	XXX	XXX	XXX	XXX	XXX	XXX	XXX	0

SCHEDULE P - PART 4H - SECTION 1 - OTHER LIABILITY - OCCURRENCE

1. Prior	0	0	0	0	0	0	0	0	0	0
2. 2002	0	0	0	0	0	0	0	0	0	0
3. 2003	XXX	0	0	0	0	0	0	0	0	0
4. 2004	XXX	XXX	0	0	0	0	0	0	0	0
5. 2005	XXX	XXX	XXX	0	0	0	0	0	0	0
6. 2006	XXX	XXX	XXX	XXX	0	0	0	0	0	0
7. 2007	XXX	XXX	XXX	XXX	XXX	0	0	0	0	0
8. 2008	XXX	XXX	XXX	XXX	XXX	XXX	0	0	0	0
9. 2009	XXX	XXX	XXX	XXX	XXX	XXX	XXX	0	0	0
10. 2010	XXX	XXX	XXX	XXX	XXX	XXX	XXX	XXX	0	0
11. 2011	XXX	XXX	XXX	XXX	XXX	XXX	XXX	XXX	XXX	0

SCHEDULE P - PART 4H - SECTION 2 - OTHER LIABILITY - CLAIMS-MADE

1. Prior	600	50	300	0	0	0	0	0	0	0
2. 2002	6,000	3,280	450	0	0	0	0	0	0	0
3. 2003	XXX	5,210	2,250	800	0	0	0	0	0	0
4. 2004	XXX	XXX	7,350	3,200	300	450	110	0	0	0
5. 2005	XXX	XXX	XXX	3,310	3,210	1,661	300	0	0	0
6. 2006	XXX	XXX	XXX	XXX	2,535	757	482	330	0	0
7. 2007	XXX	XXX	XXX	XXX	XXX	2,112	879	505	45	0
8. 2008	XXX	XXX	XXX	XXX	XXX	XXX	800	100	545	1,300
9. 2009	XXX	XXX	XXX	XXX	XXX	XXX	XXX	1,674	1,045	1,400
10. 2010	XXX	XXX	XXX	XXX	XXX	XXX	XXX	XXX	1,764	1,027
11. 2011	XXX	XXX	XXX	XXX	XXX	XXX	XXX	XXX	XXX	1,580

SCHEDULE P - PART 4I - SPECIAL PROPERTY  
(FIRE, ALLIED LINES, INLAND MARINE, EARTHQUAKE, BURGLARY AND THEFT)

Years in Which Losses Were Incurred	BULK AND IBNR RESERVES ON NET LOSSES AND DEFENSE AND COST CONTAINMENT EXPENSES REPORTED AT YEAR END (\$000 OMITTED)									
	1	2	3	4	5	5	7	8	9	10
	2002	2003	2004	2005	2006	2007	2008	2009	2010	2011
1. Prior	XXX	XXX	XXX	XXX	XXX	XXX	XXX	0	0	0
2. 2010	XXX	XXX	XXX	XXX	XXX	XXX	XXX	XXX	0	0
3. 2011	XXX	XXX	XXX	XXX	XXX	XXX	XXX	XXX	XXX	0

SCHEDULE P - PART 4J - AUTO PHYSICAL DAMAGE

1. Prior	XXX	XXX	XXX	XXX	XXX	XXX	XXX	0	0	0
2. 2010	XXX	XXX	XXX	XXX	XXX	XXX	XXX	XXX	0	0
3. 2011	XXX	XXX	XXX	XXX	XXX	XXX	XXX	XXX	XXX	0

SCHEDULE P - PART 4K - FIDELITY/SURETY

1. Prior	XXX	XXX	XXX	XXX	XXX	XXX	XXX	328	90	0
2. 2010	XXX	XXX	XXX	XXX	XXX	XXX	XXX	XXX	119	12
3. 2011	XXX	XXX	XXX	XXX	XXX	XXX	XXX	XXX	XXX	47

SCHEDULE P - PART 4L - OTHER (INCLUDING CREDIT, ACCIDENT AND HEALTH)

1. Prior	XXX	XXX	XXX	XXX	XXX	XXX	XXX	0	0	0
2. 2010	XXX	XXX	XXX	XXX	XXX	XXX	XXX	XXX	0	0
3. 2011	XXX	XXX	XXX	XXX	XXX	XXX	XXX	XXX	XXX	0

SCHEDULE P - PART 4M - INTERNATIONAL

1. Prior	0	0	0	0	0	0	0	0	0	0
2. 2002	0	0	0	0	0	0	0	0	0	0
3. 2003	XXX	0	0	0	0	0	0	0	0	0
4. 2004	XXX	XXX	0	0	0	0	0	0	0	0
5. 2005	XXX	XXX	XXX	0	0	0	0	0	0	0
6. 2006	XXX	XXX	XXX	XXX	0	0	0	0	0	0
7. 2007	XXX	XXX	XXX	XXX	XXX	0	0	0	0	0
8. 2008	XXX	XXX	XXX	XXX	XXX	XXX	0	0	0	0
9. 2009	XXX	XXX	XXX	XXX	XXX	XXX	XXX	0	0	0
10. 2010	XXX	XXX	XXX	XXX	XXX	XXX	XXX	XXX	0	0
11. 2011	XXX	XXX	XXX	XXX	XXX	XXX	XXX	XXX	XXX	0

Schedule P - Part 4N  
NONE

Schedule P - Part 4O  
NONE

Schedule P - Part 4P  
NONE

Schedule P - Part 4R - Prod Liab Occur  
NONE

Schedule P - Part 4R - Prod Liab Claims  
NONE

Schedule P - Part 4S  
NONE

Schedule P - Part 4T - Warranty  
NONE

Schedule P - Part 5A- SN1  
NONE

Schedule P - Part 5A- SN2  
NONE

Schedule P - Part 5A- SN3  
NONE

Schedule P - Part 5B- SN1  
NONE

Schedule P - Part 5B- SN2  
NONE

Schedule P - Part 5B- SN3  
NONE

Schedule P - Part 5C- SN1  
NONE

Schedule P - Part 5C- SN2  
NONE

Schedule P - Part 5C- SN3  
NONE

Schedule P - Part 5D- SN1  
NONE

Schedule P - Part 5D- SN2  
NONE

Schedule P - Part 5D- SN3  
NONE

Schedule P - Part 5E- SN1  
NONE

Schedule P - Part 5E- SN2  
NONE

Schedule P - Part 5E- SN3

NONE

Schedule P - Part 5F- SN1A

NONE

Schedule P - Part 5F- SN2A

NONE

Schedule P - Part 5F- SN3A

NONE

Schedule P - Part 5F- SN1B

NONE

Schedule P - Part 5F- SN2B

NONE

Schedule P - Part 5F- SN3B

NONE

Schedule P - Part 5H- SN1A

NONE

Schedule P - Part 5H- SN2A

NONE

Schedule P - Part 5H- SN3A

NONE

SCHEDULE P - PART 5H - OTHER LIABILITY - CLAIMS-MADE

SECTION 1B

Years in Which Premiums Were Earned and Losses Were Incurred	CUMULATIVE NUMBER OF CLAIMS CLOSED WITH LOSS PAYMENT DIRECT AND ASSUMED AT YEAR END									
	1	2	3	4	5	6	7	8	9	10
	2002	2003	2004	2005	2006	2007	2008	2009	2010	2011
1. Prior	19	15	3	3	0	6	2	2	4	2
2. 2002	1	1	3	4	7	9	9	10	13	14
3. 2003	XXX	0	3	4	5	5	6	8	13	14
4. 2004	XXX	XXX	0	0	3	5	5	7	7	7
5. 2005	XXX	XXX	XXX	0	3	4	5	6	10	10
6. 2006	XXX	XXX	XXX	XXX	0	0	0	1	5	7
7. 2007	XXX	XXX	XXX	XXX	XXX	0	1	2	7	7
8. 2008	XXX	XXX	XXX	XXX	XXX	XXX	0	1	4	4
9. 2009	XXX	XXX	XXX	XXX	XXX	XXX	XXX	0	1	1
10. 2010	XXX	XXX	XXX	XXX	XXX	XXX	XXX	XXX	0	0
11. 2011	XXX	XXX	XXX	XXX	XXX	XXX	XXX	XXX	XXX	0

SECTION 2B

Years in Which Premiums Were Earned and Losses Were Incurred	NUMBER OF CLAIMS OUTSTANDING DIRECT AND ASSUMED AT YEAR END									
	1	2	3	4	5	6	7	8	9	10
	2002	2003	2004	2005	2006	2007	2008	2009	2010	2011
1. Prior	416	196	166	75	56	36	22	8	6	8
2. 2002	154	114	91	57	36	30	30	27	25	20
3. 2003	XXX	400	299	127	122	118	117	110	107	100
4. 2004	XXX	XXX	303	46	30	19	18	8	8	8
5. 2005	XXX	XXX	XXX	42	42	40	31	19	15	13
6. 2006	XXX	XXX	XXX	XXX	84	80	50	20	19	17
7. 2007	XXX	XXX	XXX	XXX	XXX	45	38	11	11	11
8. 2008	XXX	XXX	XXX	XXX	XXX	XXX	31	31	31	20
9. 2009	XXX	XXX	XXX	XXX	XXX	XXX	XXX	33	40	30
10. 2010	XXX	XXX	XXX	XXX	XXX	XXX	XXX	XXX	117	105
11. 2011	XXX	XXX	XXX	XXX	XXX	XXX	XXX	XXX	XXX	195

SECTION 3B

Years in Which Premiums Were Earned and Losses Were Incurred	CUMULATIVE NUMBER OF CLAIMS REPORTED DIRECT AND ASSUMED AT YEAR END									
	1	2	3	4	5	6	7	8	9	10
	2002	2003	2004	2005	2006	2007	2008	2009	2010	2011
1. Prior	92	(79)	(3)	(40)	(1)	(11)	0	0	8	9
2. 2002	188	273	273	273	273	269	269	269	275	282
3. 2003	XXX	523	523	523	527	523	523	523	532	539
4. 2004	XXX	XXX	330	330	339	331	331	331	335	339
5. 2005	XXX	XXX	XXX	71	124	124	124	125	139	153
6. 2006	XXX	XXX	XXX	XXX	130	127	127	129	152	206
7. 2007	XXX	XXX	XXX	XXX	XXX	45	46	81	123	164
8. 2008	XXX	XXX	XXX	XXX	XXX	XXX	31	95	178	219
9. 2009	XXX	XXX	XXX	XXX	XXX	XXX	XXX	41	162	202
10. 2010	XXX	XXX	XXX	XXX	XXX	XXX	XXX	XXX	128	148
11. 2011	XXX	XXX	XXX	XXX	XXX	XXX	XXX	XXX	XXX	195

Schedule P - Part 5R- SN1A  
NONE

Schedule P - Part 5R- SN2A  
NONE

Schedule P - Part 5R- SN3A  
NONE

Schedule P - Part 5R- SN1B  
NONE

Schedule P - Part 5R- SN2B  
NONE

Schedule P - Part 5R- SN3B  
NONE

Schedule P - Part 5T- SN1  
NONE

Schedule P - Part 5T- SN2  
NONE

Schedule P - Part 5T- SN3  
NONE

Schedule P - Part 6C - SN1  
NONE

Schedule P - Part 6C - SN2  
NONE

Schedule P - Part 6D - SN1  
NONE

Schedule P - Part 6D - SN2  
NONE

Schedule P - Part 6E - SN1  
NONE

Schedule P - Part 6E - SN2  
NONE

Schedule P - Part 6H - SN1A  
NONE

Schedule P - Part 6H - SN2A  
NONE

ANNUAL STATEMENT FOR THE YEAR 2011 OF THE Plans' Liability Insurance Company

SCHEDULE P - PART 6H - OTHER LIABILITY - CLAIMS-MADE

SECTION 1B

Years in Which Premiums Were Earned and Losses Were Incurred	CUMULATIVE PREMIUMS EARNED DIRECT AND ASSUMED AT YEAR END (\$000 OMITTED)										11 Current Year Premiums Earned
	1	2	3	4	5	6	7	8	9	10	
	2002	2003	2004	2005	2006	2007	2008	2009	2010	2011	
1. Prior	.0	.0	208	(897)	33	.0	.0	.0	.0	.0	.0
2. 2002	11,822	11,822	12,045	12,045	12,045	12,045	12,045	12,045	12,045	12,045	.0
3. 2003	XXX	15,156	15,553	15,553	15,553	15,553	15,553	15,553	15,553	15,553	.0
4. 2004	XXX	XXX	15,309	13,815	14,002	14,002	14,002	14,002	14,002	14,002	.0
5. 2005	XXX	XXX	XXX	13,510	15,106	15,106	15,106	15,106	15,106	15,106	.0
6. 2006	XXX	XXX	XXX	XXX	13,944	13,944	13,944	13,944	13,944	13,944	.0
7. 2007	XXX	XXX	XXX	XXX	XXX	10,968	10,968	10,968	10,968	10,968	.0
8. 2008	XXX	XXX	XXX	XXX	XXX	XXX	5,420	5,420	5,420	5,420	.0
9. 2009	XXX	XXX	XXX	XXX	XXX	XXX	XXX	4,874	4,874	4,874	.0
10. 2010	XXX	XXX	XXX	XXX	XXX	XXX	XXX	XXX	4,830	4,830	.0
11. 2011	XXX	XXX	XXX	XXX	XXX	XXX	XXX	XXX	XXX	2,924	2,924
12. Total	XXX	XXX	XXX	XXX	XXX	XXX	XXX	XXX	XXX	XXX	2,924
13. Earned Premiums (Sc P-Pt 1)	11,822	15,156	16,137	11,119	15,760	10,968	5,420	4,874	4,830	2,924	XXX

SECTION 2B

Years in Which Premiums Were Earned and Losses Were Incurred	CUMULATIVE PREMIUMS EARNED CEDED AT YEAR END (\$000 OMITTED)										11 Current Year Premiums Earned
	1	2	3	4	5	6	7	8	9	10	
	2002	2003	2004	2005	2006	2007	2008	2009	2010	2011	
1. Prior	.0	.0	.0	.0	.0	.0	.0	.0	.0	.0	.0
2. 2002	.0	.0	.0	.0	.0	.0	.0	.0	.0	.0	.0
3. 2003	XXX	.0	.0	.0	.0	.0	.0	.0	.0	.0	.0
4. 2004	XXX	XXX	.0	.0	.0	.0	.0	.0	.0	.0	.0
5. 2005	XXX	XXX	XXX	.0	.0	.0	.0	.0	.0	.0	.0
6. 2006	XXX	XXX	XXX	XXX	.0	.0	.0	.0	.0	.0	.0
7. 2007	XXX	XXX	XXX	XXX	XXX	.0	.0	.0	.0	.0	.0
8. 2008	XXX	XXX	XXX	XXX	XXX	XXX	.0	.0	.0	.0	.0
9. 2009	XXX	XXX	XXX	XXX	XXX	XXX	XXX	.0	.0	.0	.0
10. 2010	XXX	XXX	XXX	XXX	XXX	XXX	XXX	XXX	.0	.0	.0
11. 2011	XXX	XXX	XXX	XXX	XXX	XXX	XXX	XXX	XXX	.0	.0
12. Total	XXX	XXX	XXX	XXX	XXX	XXX	XXX	XXX	XXX	XXX	.0
13. Earned Premiums (Sc P-Pt 1)	.0	.0	.0	.0	.0	.0	.0	.0	.0	.0	XXX

SCHEDULE P - PART 6M - INTERNATIONAL

SECTION 1

Years in Which Premiums Were Earned and Losses Were Incurred	CUMULATIVE PREMIUMS EARNED DIRECT AND ASSUMED AT YEAR END (\$000 OMITTED)										11 Current Year Premiums Earned
	1	2	3	4	5	6	7	8	9	10	
	2002	2003	2004	2005	2006	2007	2008	2009	2010	2011	
1. Prior	.0	.0	.0	.0	.0	.0	.0	.0	.0	.0	.0
2. 2002	.0	.0	.0	.0	.0	.0	.0	.0	.0	.0	.0
3. 2003	XXX	.0	.0	.0	.0	.0	.0	.0	.0	.0	.0
4. 2004	XXX	XXX	.0	.0	.0	.0	.0	.0	.0	.0	.0
5. 2005	XXX	XXX	XXX	.0	.0	.0	.0	.0	.0	.0	.0
6. 2006	XXX	XXX	XXX	XXX	.0	.0	.0	.0	.0	.0	.0
7. 2007	XXX	XXX	XXX	XXX	XXX	.0	.0	.0	.0	.0	.0
8. 2008	XXX	XXX	XXX	XXX	XXX	XXX	.0	.0	.0	.0	.0
9. 2009	XXX	XXX	XXX	XXX	XXX	XXX	XXX	.0	.0	.0	.0
10. 2010	XXX	XXX	XXX	XXX	XXX	XXX	XXX	XXX	.0	.0	.0
11. 2011	XXX	XXX	XXX	XXX	XXX	XXX	XXX	XXX	XXX	.0	.0
12. Total	XXX	XXX	XXX	XXX	XXX	XXX	XXX	XXX	XXX	XXX	.0
13. Earned Premiums (Sc P-Pt 1)	.0	.0	.0	.0	.0	.0	.0	.0	.0	.0	XXX

SECTION 2

Years in Which Premiums Were Earned and Losses Were Incurred	CUMULATIVE PREMIUMS EARNED CEDED AT YEAR END (\$000 OMITTED)										11 Current Year Premiums Earned
	1	2	3	4	5	6	7	8	9	10	
	2002	2003	2004	2005	2006	2007	2008	2009	2010	2011	
1. Prior	.0	.0	.0	.0	.0	.0	.0	.0	.0	.0	.0
2. 2002	.0	.0	.0	.0	.0	.0	.0	.0	.0	.0	.0
3. 2003	XXX	.0	.0	.0	.0	.0	.0	.0	.0	.0	.0
4. 2004	XXX	XXX	.0	.0	.0	.0	.0	.0	.0	.0	.0
5. 2005	XXX	XXX	XXX	.0	.0	.0	.0	.0	.0	.0	.0
6. 2006	XXX	XXX	XXX	XXX	.0	.0	.0	.0	.0	.0	.0
7. 2007	XXX	XXX	XXX	XXX	XXX	.0	.0	.0	.0	.0	.0
8. 2008	XXX	XXX	XXX	XXX	XXX	XXX	.0	.0	.0	.0	.0
9. 2009	XXX	XXX	XXX	XXX	XXX	XXX	XXX	.0	.0	.0	.0
10. 2010	XXX	XXX	XXX	XXX	XXX	XXX	XXX	XXX	.0	.0	.0
11. 2011	XXX	XXX	XXX	XXX	XXX	XXX	XXX	XXX	XXX	.0	.0
12. Total	XXX	XXX	XXX	XXX	XXX	XXX	XXX	XXX	XXX	XXX	.0
13. Earned Premiums (Sc P-Pt 1)	.0	.0	.0	.0	.0	.0	.0	.0	.0	.0	XXX

Schedule P - Part 6N - SN1  
NONE

Schedule P - Part 6N - SN2  
NONE

Schedule P - Part 6O - SN1  
NONE

Schedule P - Part 6O - SN2  
NONE

Schedule P - Part 6R - SN1A  
NONE

Schedule P - Part 6R - SN2A  
NONE

Schedule P - Part 6R - SN1B  
NONE

Schedule P - Part 6R - SN2B  
NONE

Schedule P - Part 7A - Section 1  
NONE

Schedule P - Part 7A - Section 2  
NONE

Schedule P - Part 7A - Section 3  
NONE

Schedule P - Part 7A - Section 4  
NONE

Schedule P - Part 7A - Section 5  
NONE

Schedule P - Part 7B - Section 1  
NONE

Schedule P - Part 7B - Section 2  
NONE

Schedule P - Part 7B - Section 3  
NONE

Schedule P - Part 7B - Section 4  
NONE

Schedule P - Part 7B - Section 5  
NONE

Schedule P - Part 7B - Section 6  
NONE

Schedule P - Part 7B - Section 7  
NONE



SCHEDULE P INTERROGATORIES

1.

The following questions relate to yet-to-be-issued Extended Reporting Endorsements (EREs) arising from Death, Disability, or Retirement (DDR) provisions in Medical Professional Liability Claims Made insurance policies. EREs provided for reasons other than DDR are not to be included.
- 1.1

Does the company issue Medical Professional Liability Claims Made insurance policies that provide tail (also known as an extended reporting endorsement, or "ERE") benefits in the event of Death, Disability, or Retirement (DDR) at a reduced charge or at no additional cost?  
If the answer to question 1.1 is "no", leave the following questions blank. If the answer to question 1.1 is "yes", please answer the following questions:

Yes [ ] No [ X ]
- 1.2

What is the total amount of the reserve for that provision (DDR Reserve), as reported, explicitly or not, elsewhere in this statement (in dollars)?

\$ .....0
- 1.3

Does the company report any DDR reserve as Unearned Premium Reserve per SSAP #65?

Yes [ ] No [ X ]
- 1.4

Does the company report any DDR reserve as loss or loss adjustment expense reserve?

Yes [ ] No [ X ]
- 1.5

If the company reports DDR reserve as Unearned Premium Reserve, does that amount match the figure on the Underwriting and Investment Exhibit, Part 1A – Recapitulation of all Premiums (Page 7) Column 2, Lines 11.1 plus 11.2?

Yes [ ] No [ ] N/A [ ]
- 1.6

If the company reports DDR reserve as loss or loss adjustment expense reserve, please complete the following table corresponding to where these reserves are reported in Schedule P:

Years in Which Premiums Were Earned and Losses Were Incurred		DDR Reserve Included in Schedule P, Part 1F, Medical Professional Liability Column 24: Total Net Losses and Expenses Unpaid	
		1	2
		Section 1: Occurrence	Section 2: Claims-Made
1.601	Prior .....		
1.602	2002 .....		
1.603	2003 .....		
1.604	2004 .....		
1.605	2005 .....		
1.606	2006 .....		
1.607	2007 .....		
1.608	2008 .....		
1.609	2009 .....		
1.610	2010 .....		
1.611	2011 .....		
1.612	Totals	0	0

2.

The definition of allocated loss adjustment expenses (ALAE) and, therefore, unallocated loss adjustment expenses (ULAE) was changed effective January 1, 1998. This change in definition applies to both paid and unpaid expenses. Are these expenses (now reported as "Defense and Cost Containment" and "Adjusting and Other") reported in compliance with these definitions in this statement?

Yes [ X ] No [ ]
3.

The Adjusting and Other expense payments and reserves should be allocated to the years in which the losses were incurred based on the number of claims reported, closed and outstanding in those years. When allocating Adjusting and Other expense between companies in a group or a pool, the Adjusting and Other expense should be allocated in the same percentage used for the loss amounts and the claim counts. For reinsurers, Adjusting and Other expense assumed should be reported according to the reinsurance contract. For Adjusting and Other expense incurred by reinsurers, or in those situations where suitable claim count information is not available, Adjusting and Other expense should be allocated by a reasonable method determined by the company and described in Interrogatory 7, below. Are they so reported in this Statement?:

Yes [ X ] No [ ]
4.

Do any lines in Schedule P include reserves that are reported gross of any discount to present value of future payments, and that are reported net of such discounts on Page 10?

Yes [ ] No [ X ]

If yes, proper disclosure must be made in the Notes to Financial Statements, as specified in the Instructions. Also, the discounts must be reported in Schedule P - Part 1, Columns 32 and 33.

Schedule P must be completed gross of non-tabular discounting. Work papers relating to discount calculations must be available for examination upon request.

Discounting is allowed only if expressly permitted by the state insurance department to which this Annual Statement is being filed.
5.

What were the net premiums in force at the end of the year for:  
(in thousands of dollars)

5.1 Fidelity

\$ .....63

5.2 Surety

\$ .....0
6.

Claim count information is reported per claim or per claimant. (indicate which).....CLAIMANT  
If not the same in all years, explain in Interrogatory 7.
- 7.1

The information provided in Schedule P will be used by many persons to estimate the adequacy of the current loss and expense reserves, among other things. Are there any especially significant events, coverage, retention or accounting changes that have occurred that must be considered when making such analyses?

Yes [ ] No [ X ]
- 7.2

An extended statement may be attached.  
The distribution by loss year of adjusting and other loss adjustment expense paid and IBNR was actuarially determined.....

SCHEDULE T – PART 2  
INTERSTATE COMPACT – EXHIBIT OF PREMIUMS WRITTEN

Allocated By States and Territories

		Direct Business Only					
		1	2	3	4	5	6
States, Etc.		Life (Group and Individual)	Annuities (Group and Individual)	Disability Income (Group and Individual)	Long-Term Care (Group and Individual)	Deposit-Type Contracts	Totals
1. Alabama .....	AL .....						.0
2. Alaska .....	AK .....						.0
3. Arizona .....	AZ .....						.0
4. Arkansas .....	AR .....						.0
5. California .....	CA .....						.0
6. Colorado .....	CO .....						.0
7. Connecticut .....	CT .....						.0
8. Delaware .....	DE .....						.0
9. District of Columbia .....	DC .....						.0
10. Florida .....	FL .....						.0
11. Georgia .....	GA .....						.0
12. Hawaii .....	HI .....						.0
13. Idaho .....	ID .....						.0
14. Illinois .....	IL .....						.0
15. Indiana .....	IN .....						.0
16. Iowa .....	IA .....						.0
17. Kansas .....	KS .....						.0
18. Kentucky .....	KY .....						.0
19. Louisiana .....	LA .....						.0
20. Maine .....	ME .....						.0
21. Maryland .....	MD .....						.0
22. Massachusetts .....	MA .....						.0
23. Michigan .....	MI .....						.0
24. Minnesota .....	MN .....						.0
25. Mississippi .....	MS .....						.0
26. Missouri .....	MO .....						.0
27. Montana .....	MT .....						.0
28. Nebraska .....	NE .....						.0
29. Nevada .....	NV .....						.0
30. New Hampshire .....	NH .....						.0
31. New Jersey .....	NJ .....						.0
32. New Mexico .....	NM .....						.0
33. New York .....	NY .....						.0
34. North Carolina .....	NC .....						.0
35. North Dakota .....	ND .....						.0
36. Ohio .....	OH .....						.0
37. Oklahoma .....	OK .....						.0
38. Oregon .....	OR .....						.0
39. Pennsylvania .....	PA .....						.0
40. Rhode Island .....	RI .....						.0
41. South Carolina .....	SC .....						.0
42. South Dakota .....	SD .....						.0
43. Tennessee .....	TN .....						.0
44. Texas .....	TX .....						.0
45. Utah .....	UT .....						.0
46. Vermont .....	VT .....						.0
47. Virginia .....	VA .....						.0
48. Washington .....	WA .....						.0
49. West Virginia .....	WV .....						.0
50. Wisconsin .....	WI .....						.0
51. Wyoming .....	WY .....						.0
52. American Samoa .....	AS .....						.0
53. Guam .....	GU .....						.0
54. Puerto Rico .....	PR .....						.0
55. U.S. Virgin Islands .....	VI .....						.0
56. Northern Mariana Islands .....	MP .....						.0
57. Canada .....	CN .....						.0
58. Aggregate Other Alien .....	OT .....						.0
59. Totals		0	0	0	0	0	0

NONE

## 95

## 95

## 95

9595

## 99

## 99

## 99

99

ANNUAL STATEMENT FOR THE YEAR 2011 OF THE Plans' Liability Insurance Company

SUPPLEMENTAL EXHIBITS AND SCHEDULES INTERROGATORIES

The following supplemental reports are required to be filed as part of your statement filing unless specifically waived by the domiciliary state. However, in the event that your domiciliary state waives the filing requirement, your response of **WAIVED** to the specific interrogatory will be accepted in lieu of filing a "NONE" report and a bar code will be printed below. If the supplement is required of your company but is not being filed for whatever reason enter **SEE EXPLANATION** and provide an explanation following the interrogatory questions.

MARCH FILING		RESPONSES
1.	Will an actuarial opinion be filed by March 1?	.....YES.....
2.	Will the Supplemental Compensation Exhibit be filed with the state of domicile by March 1?	.....YES.....
3.	Will the confidential Risk-based Capital Report be filed with the NAIC by March 1?	.....YES.....
4.	Will the confidential Risk-based Capital Report be filed with the state of domicile, if required, by March 1?	.....YES.....
APRIL FILING		
5.	Will the Insurance Expense Exhibit be filed with the state of domicile and the NAIC by April 1?	.....YES.....
6.	Will Management's Discussion and Analysis be filed by April 1?	.....YES.....
7.	Will the Supplemental Investment Risks Interrogatories be filed by April 1?	.....YES.....
MAY FILING		
8.	Will this company be included in a combined annual statement that is filed with the NAIC by May 1?	.....SEE EXPLANATION.....
JUNE FILING		
9.	Will an audited financial report be filed by June 1?	.....YES.....
10.	Will Accountants Letter of Qualifications be filed with the state of domicile and electronically with the NAIC by June 1?	.....YES.....
AUGUST FILING		
11.	Will Communication of Internal Control Related Matters Noted in Audit be filed with the state of domicile by August 1?	.....YES.....

The following supplemental reports are required to be filed as part of your statement filing. However, in the event that your company does not transact the type of business for which the special report must be filed, your response of **NO** to the specific interrogatory will be accepted in lieu of filing a "NONE" report and a bar code will be printed below. If the supplement is required of your company but is not being filed for whatever reason enter **SEE EXPLANATION** and provide an explanation following the interrogatory questions.

MARCH FILING		
12.	Will Schedule SIS (Stockholder Information Supplement) be filed with the state of domicile by March 1?	.....NO.....
13.	Will the Financial Guaranty Insurance Exhibit be filed by March 1?	.....NO.....
14.	Will the Medicare Supplement Insurance Experience Exhibit be filed with the state of domicile and the NAIC by March 1?	.....NO.....
15.	Will Supplement A to Schedule T (Medical Professional Liability Supplement) be filed by March 1?	.....NO.....
16.	Will the Trusteed Surplus Statement be filed with the state of domicile and the NAIC by March 1?	.....NO.....
17.	Will the Premiums Attributed to Protected Cells Exhibit be filed by March 1?	.....NO.....
18.	Will the Reinsurance Summary Supplemental Filing for General Interrogatory 9 be filed with the state of domicile and the NAIC by March 1?	.....YES.....
19.	Will the Medicare Part D Coverage Supplement be filed with the state of domicile and the NAIC by March 1?	.....NO.....
20.	Will the confidential Actuarial Opinion Summary be filed with the state of domicile, if required, by March 15 (or the date otherwise specified)?	.....YES.....
21.	Will the Reinsurance Attestation Supplement be filed with the state of domicile and the NAIC by March 1?	.....YES.....
22.	Will the Exceptions to the Reinsurance Attestation Supplement be filed with the state of domicile by March 1?	.....SEE EXPLANATION.....
23.	Will the Bail Bond Supplement be filed with the state of domicile and the NAIC by March 1?	.....NO.....
24.	Will the Director and Officer Insurance Coverage Supplement be filed with the state of domicile and the NAIC by March 1?	.....NO.....
25.	Will an approval from the reporting entity's state of domicile for relief related to the five-year rotation requirement for lead audit partner be filed electronically with the NAIC by March 1?	.....SEE EXPLANATION.....
26.	Will an approval from the reporting entity's state of domicile for relief related to the one-year cooling off period for independent CPA be filed electronically with the NAIC by March 1?	.....SEE EXPLANATION.....
27.	Will an approval from the reporting entity's state of domicile for relief related to the Requirements for Audit Committees be filed electronically with the NAIC by March 1?	.....SEE EXPLANATION.....

ANNUAL STATEMENT FOR THE YEAR 2011 OF THE Plans' Liability Insurance Company

SUPPLEMENTAL EXHIBITS AND SCHEDULES INTERROGATORIES

APRIL FILING

28. Will the Credit Insurance Experience Exhibit be filed with the state of domicile and the NAIC by April 1?.....NO.....
29. Will the Long-term Care Experience Reporting Forms be filed with the state of domicile and the NAIC by April 1?.....NO.....
30. Will the Accident and Health Policy Experience Exhibit be filed by April 1?.....NO.....
31. Will the Supplemental Health Care Exhibit (Parts 1, 2 and 3) be filed with the state of domicile and the NAIC by April 1?.....NO.....
32. Will the regulator only (non-public) Supplemental Health Care Exhibit's Allocation Report be filed with the state of domicile and the NAIC by April 1?.....NO.....

AUGUST FILING

33. Will Management's Report of Internal Control Over Financial Reporting be filed with the state of domicile by August 1?.....YES.....

Explanation:

8. NOT APPL ICABLE

12.

13.

14.

15.

16.

17.

19.

22. NOT APPL ICABLE

23.

24.

25. NOT APPL ICABLE

26. NOT APPL ICABLE

27. NOT APPL ICABLE

28.


29.


30.


31.


32.

Bar Code:











12.   
2 6 7 9 4 2 0 1 1 4 2 0 0 0 0 0 0

13.   
2 6 7 9 4 2 0 1 1 2 4 0 0 0 0 0 0

14.   
2 6 7 9 4 2 0 1 1 3 6 0 5 9 0 0 0

15.   
2 6 7 9 4 2 0 1 1 4 5 5 0 0 0 0 0

SUPPLEMENTAL EXHIBITS AND SCHEDULES INTERROGATORIES

16.	 2 6 7 9 4 2 0 1 1 4 9 0 0 0 0 0 0
17.	 2 6 7 9 4 2 0 1 1 3 8 5 0 0 0 0 0
19.	 2 6 7 9 4 2 0 1 1 3 6 5 0 0 0 0 0
23.	 2 6 7 9 4 2 0 1 1 5 0 0 0 0 0 0 0
24.	 2 6 7 9 4 2 0 1 1 5 0 5 0 0 0 0 0
28.	 2 6 7 9 4 2 0 1 1 2 3 0 5 9 0 0 0
29.	 2 6 7 9 4 2 0 1 1 3 0 6 0 0 0 0 0
30.	 2 6 7 9 4 2 0 1 1 2 1 0 0 0 0 0 0
31.	 2 6 7 9 4 2 0 1 1 2 1 6 5 9 0 0 0
32.	 2 6 7 9 4 2 0 1 1 2 1 7 0 0 0 0 0

OVERFLOW PAGE FOR WRITE-INS

E27 Additional Aggregate Lines for Line 58.  
\*SCEPT3 - Schedule E - Part 3 - Special Deposits

	1	2	3	4	5	6
	Type of Deposit	Purpose of Deposit	Book/Adjusted Carrying Value	Fair Value	Book/Adjusted Carrying Value	Fair Value
5804. FNMA.....	B.....	Held Collateral			464,855	481,978
5805. FNMA.....	B.....	Held Collateral			354,513	389,333
5806. GNMA.....	B.....	Held Collateral			261,249	295,496
5807. GNMA.....	B.....	Held Collateral			408,348	468,449
5808. GNMA.....	B.....	Held Collateral			196,209	220,432
5809. GNMA.....	B.....	Held Collateral			213,837	225,487
5810. FHLMC.....	B.....	Held Collateral			482,557	490,283
5811. FHLMC.....	B.....	Held Collateral			493,285	498,346
5812. FNMA.....	B.....	Held Collateral			158,921	178,969
5813. GNMA.....	B.....	Held Collateral			182,631	204,695
5814. GNMA.....	B.....	Held Collateral			231,929	235,740
5898. Summary of remaining write-ins for Line 58 from Page E27	XXX	XXX	0	0	3,448,334	3,689,208
5899. Totals (Lines 5801 through 5803 plus 5898)(Line 58 above)	XXX	XXX	0	0	4,401,798	4,692,053





SUPPLEMENT FOR THE YEAR 2011 OF THE Plans' Liability Insurance Company

REINSURANCE SUMMARY SUPPLEMENTAL FILING FOR GENERAL INTERROGATORY 9 (Part 2)

For the Year Ended December 31, 2011

NAIC Group Code 00023To be Filed by March 1NAIC Company Code 26794

(A) Financial Impact			
	1	2	3
	As Reported	Interrogatory 9 Reinsurance Effect	Restated Without Interrogatory 9 Reinsurance
A01. Assets .....	84,320,037		84,320,037
A02. Liabilities .....	30,590,502		30,590,502
A03. Surplus as regards to policyholders .....	53,729,535		53,728,535
A04. Income before taxes	773,345		773,345

(B) Summary of Reinsurance Contract Terms	(C) Management's Objectives

D. If the response to General Interrogatory 9.4 (Part 2 Property & Casualty Interrogatories) is yes, explain below why the contracts are treated differently for GAAP and SAP.....

.....

# ALPHABETICAL INDEX

ANNUAL STATEMENT BLANK

Assets	2
Cash Flow	5
Exhibit of Capital Gains (Losses)	12
Exhibit of Net Investment Income	12
Exhibit of Nonadmitted Assets	13
Exhibit of Premiums and Losses (State Page)	19
Five-Year Historical Data	17
General Interrogatories	15
Jurat Page	1
Liabilities, Surplus and Other Funds	3
Notes To Financial Statements	14
Overflow Page For Write-Ins	98
Schedule A – Part 1	E01
Schedule A – Part 2	E02
Schedule A – Part 3	E03
Schedule A – Verification Between Years	SI02
Schedule B – Part 1	E04
Schedule B – Part 2	E05
Schedule B – Part 3	E06
Schedule B – Verification Between Years	SI02
Schedule BA – Part 1	E07
Schedule BA – Part 2	E08
Schedule BA – Part 3	E09
Schedule BA – Verification Between Years	SI03
Schedule D – Part 1	E10
Schedule D – Part 1A – Section 1	SI05
Schedule D – Part 1A – Section 2	SI08
Schedule D – Part 2 – Section 1	E11
Schedule D – Part 2 – Section 2	E12
Schedule D – Part 3	E13
Schedule D – Part 4	E14
Schedule D – Part 5	E15
Schedule D – Part 6 – Section 1	E16
Schedule D – Part 6 – Section 2	E16
Schedule D – Summary By Country	SI04
Schedule D – Verification Between Years	SI03
Schedule DA – Part 1	E17

ALPHABETICAL INDEX

ANNUAL STATEMENT BLANK (Continued)

Schedule DA – Verification Between Years	SI10
Schedule DB – Part A – Section 1	E18
Schedule DB – Part A – Section 2	E19
Schedule DB – Part A – Verification Between Years	SI11
Schedule DB – Part B – Section 1	E20
Schedule DB – Part B – Section 2	E21
Schedule DB – Part B – Verification Between Years	SI11
Schedule DB – Part C – Section 1	SI12
Schedule DB – Part C – Section 2	SI13
Schedule DB – Part D	E22
Schedule DB – Verification	SI14
Schedule DL – Part 1	E23
Schedule DL – Part 2	E24
Schedule E – Part 1 – Cash	E25
Schedule E – Part 2 – Cash Equivalents	E26
Schedule E – Part 3 – Special Deposits	E27
Schedule E – Verification Between Years	SI15
Schedule F – Part 1	20
Schedule F – Part 2	21
Schedule F – Part 3	22
Schedule F – Part 4	23
Schedule F – Part 5	24
Schedule F – Part 6	25
Schedule F – Part 7	26
Schedule F – Part 8	27
Schedule H – Accident and Health Exhibit – Part 1	28
Schedule H – Part 2, Part 3, and Part 4	29
Schedule H – Part 5 – Health Claims	30
Schedule P – Part 1 – Summary	31
Schedule P – Part 1A – Homeowners/Farmowners	33
Schedule P – Part 1B – Private Passenger Auto Liability/Medical	34
Schedule P – Part 1C – Commercial Auto/Truck Liability/Medical	35
Schedule P – Part 1D – Workers’ Compensation (Excluding Excess Workers’ Compensation)	36

# ALPHABETICAL INDEX

## ANNUAL STATEMENT BLANK (Continued)

Schedule P – Part 1E – Commercial Multiple Peril	37
Schedule P – Part 1F – Section 1 – Medical Professional Liability – Occurrence	38
Schedule P – Part 1F – Section 2 – Medical Professional Liability – Claims-Made	39
Schedule P – Part 1G – Special Liability (Ocean, Marine, Aircraft (All Perils), Boiler and Machinery)	40
Schedule P – Part 1H – Section 1 – Other Liability–Occurrence	41
Schedule P – Part 1H – Section 2 – Other Liability – Claims-Made	42
Schedule P – Part 1I – Special Property (Fire, Allied Lines, Inland Marine, Earthquake, Burglary & Theft)	43
Schedule P – Part 1J – Auto Physical Damage	44
Schedule P – Part 1K – Fidelity/Surety	45
Schedule P – Part 1L – Other (Including Credit, Accident and Health)	46
Schedule P – Part 1M – International	47
Schedule P – Part 1N – Reinsurance – Nonproportional Assumed Property	48
Schedule P – Part 1O – Reinsurance – Nonproportional Assumed Liability	49
Schedule P – Part 1P – Reinsurance – Nonproportional Assumed Financial Lines	50
Schedule P – Part 1R – Section 1 – Products Liability – Occurrence	51
Schedule P – Part 1R – Section 2 – Products Liability – Claims – Made	52
Schedule P – Part 1S – Financial Guaranty/Mortgage Guaranty	53
Schedule P – Part 1T – Warranty	54
Schedule P – Part 2, Part 3 and Part 4 – Summary	32
Schedule P – Part 2A – Homeowners/Farmowners	55
Schedule P – Part 2B – Private Passenger Auto Liability/Medical	55
Schedule P – Part 2C – Commercial Auto/Truck Liability/Medical	55
Schedule P – Part 2D – Workers’ Compensation (Excluding Excess Workers’ Compensation)	55
Schedule P – Part 2E – Commercial Multiple Peril	55
Schedule P – Part 2F – Section 1 – Medical Professional Liability – Occurrence	56
Schedule P – Part 2F – Section 2 – Medical Professional Liability – Claims – Made	56
Schedule P – Part 2G – Special Liability (Ocean Marine, Aircraft (All Perils), Boiler and Machinery)	56
Schedule P – Part 2H – Section 1 – Other Liability – Occurrence	56
Schedule P – Part 2H – Section 2 – Other Liability – Claims – Made	56
Schedule P – Part 2I – Special Property (Fire, Allied Lines, Inland Marine, Earthquake, Burglary, and Theft)	57
Schedule P – Part 2J – Auto Physical Damage	57
Schedule P – Part 2K – Fidelity, Surety	57
Schedule P – Part 2L – Other (Including Credit, Accident and Health)	57
Schedule P – Part 2M – International	57
Schedule P – Part 2N – Reinsurance – Nonproportional Assumed Property	58
Schedule P – Part 2O – Reinsurance – Nonproportional Assumed Liability	58
Schedule P – Part 2P – Reinsurance – Nonproportional Assumed Financial Lines	58
Schedule P – Part 2R – Section 1 – Products Liability – Occurrence	59
Schedule P – Part 2R – Section 2 – Products Liability – Claims-Made	59
Schedule P – Part 2S – Financial Guaranty/Mortgage Guaranty	59
Schedule P – Part 2T – Warranty	59
Schedule P – Part 3A – Homeowners/Farmowners	60

# ALPHABETICAL INDEX

---

## ANNUAL STATEMENT BLANK (Continued)

Schedule P – Part 3B – Private Passenger Auto Liability/Medical	60
Schedule P – Part 3C – Commercial Auto/Truck Liability/Medical	60
Schedule P – Part 3D – Workers’ Compensation (Excluding Excess Workers’ Compensation)	60
Schedule P – Part 3E – Commercial Multiple Peril	60
Schedule P – Part 3F – Section 1 – Medical Professional Liability – Occurrence	61
Schedule P – Part 3F – Section 2 – Medical Professional Liability – Claims-Made	61
Schedule P – Part 3G – Special Liability (Ocean Marine, Aircraft (All Perils), Boiler and Machinery)	61
Schedule P – Part 3H – Section 1 – Other Liability – Occurrence	61
Schedule P – Part 3H – Section 2 – Other Liability – Claims-Made	61
Schedule P – Part 3I – Special Property (Fire, Allied Lines, Inland Marine, Earthquake, Burglary, and Theft)	62
Schedule P – Part 3J – Auto Physical Damage	62
Schedule P – Part 3K – Fidelity/Surety	62
Schedule P – Part 3L – Other (Including Credit, Accident and Health)	62
Schedule P – Part 3M – International	62
Schedule P – Part 3N – Reinsurance – Nonproportional Assumed Property	63
Schedule P – Part 3O – Reinsurance – Nonproportional Assumed Liability	63
Schedule P – Part 3P – Reinsurance – Nonproportional Assumed Financial Lines	63
Schedule P – Part 3R – Section 1 – Products Liability – Occurrence	64
Schedule P – Part 3R – Section 2 – Products Liability – Claims-Made	64
Schedule P – Part 3S – Financial Guaranty/Mortgage Guaranty	64
Schedule P – Part 3T – Warranty	64
Schedule P – Part 4A – Homeowners/Farmowners	65
Schedule P – Part 4B – Private Passenger Auto Liability/Medical	65
Schedule P – Part 4C – Commercial Auto/Truck Liability/Medical	65
Schedule P – Part 4D – Workers’ Compensation (Excluding Excess Workers’ Compensation)	65
Schedule P – Part 4E – Commercial Multiple Peril	65
Schedule P – Part 4F – Section 1 – Medical Professional Liability – Occurrence	66
Schedule P – Part 4F – Section 2 – Medical Professional Liability – Claims-Made	66
Schedule P – Part 4G – Special Liability (Ocean Marine, Aircraft (All Perils), Boiler and Machinery)	66
Schedule P – Part 4H – Section 1 – Other Liability – Occurrence	66
Schedule P – Part 4H – Section 2 – Other Liability – Claims-Made	66
Schedule P – Part 4I – Special Property (Fire, Allied Lines, Inland Marine, Earthquake, Burglary and Theft)	67
Schedule P – Part 4J – Auto Physical Damage	67
Schedule P – Part 4K – Fidelity/Surety	67
Schedule P – Part 4L – Other (Including Credit, Accident and Health)	67
Schedule P – Part 4M – International	67
Schedule P – Part 4N – Reinsurance – Nonproportional Assumed Property	68
Schedule P – Part 4O – Reinsurance – Nonproportional Assumed Liability	68
Schedule P – Part 4P – Reinsurance – Nonproportional Assumed Financial Lines	68
Schedule P – Part 4R – Section 1 – Products Liability – Occurrence	69
Schedule P – Part 4R – Section 2 – Products Liability – Claims-Made	69

# ALPHABETICAL INDEX

## ANNUAL STATEMENT BLANK (Continued)

Schedule P – Part 4S – Financial Guaranty/Mortgage Guaranty	69
Schedule P – Part 4T – Warranty	69
Schedule P – Part 5A – Homeowners/Farmowners	70
Schedule P – Part 5B – Private Passenger Auto Liability/Medical	71
Schedule P – Part 5C – Commercial Auto/Truck Liability/Medical	72
Schedule P – Part 5D – Workers’ Compensation (Excluding Excess Workers’ Compensation)	73
Schedule P – Part 5E – Commercial Multiple Peril	74
Schedule P – Part 5F – Medical Professional Liability – Claims-Made	76
Schedule P – Part 5F – Medical Professional Liability – Occurrence	75
Schedule P – Part 5H – Other Liability – Claims-Made	78
Schedule P – Part 5H – Other Liability – Occurrence	77
Schedule P – Part 5R – Products Liability – Claims-Made	80
Schedule P – Part 5R – Products Liability – Occurrence	79
Schedule P – Part 5T – Warranty	81
Schedule P – Part 6C – Commercial Auto/Truck Liability/Medical	82
Schedule P – Part 6D – Workers’ Compensation (Excluding Excess Workers’ Compensation)	82
Schedule P – Part 6E – Commercial Multiple Peril	83
Schedule P – Part 6H – Other Liability – Claims-Made	84
Schedule P – Part 6H – Other Liability – Occurrence	83
Schedule P – Part 6M – International	84
Schedule P – Part 6N – Reinsurance – Nonproportional Assumed Property	85
Schedule P – Part 6O – Reinsurance – Nonproportional Assumed Liability	85
Schedule P – Part 6R – Products Liability – Claims-Made	86
Schedule P – Part 6R – Products Liability – Occurrence	86
Schedule P – Part 7A – Primary Loss Sensitive Contracts	87
Schedule P – Part 7B – Reinsurance Loss Sensitive Contracts	89
Schedule P Interrogatories	91
Schedule T – Exhibit of Premiums Written	92
Schedule T – Part 2 – Interstate Compact	93
Schedule Y – Information Concerning Activities of Insurer Members of a Holding Company Group	94
Schedule Y - Detail of Insurance Holding Company System	95
Schedule Y – Part 2 – Summary of Insurer’s Transactions With Any Affiliates	96
Statement of Income	4
Summary Investment Schedule	SI01
Supplemental Exhibits and Schedules Interrogatories	97
Underwriting and Investment Exhibit Part 1	6
Underwriting and Investment Exhibit Part 1A	7
Underwriting and Investment Exhibit Part 1B	8
Underwriting and Investment Exhibit Part 2	9
Underwriting and Investment Exhibit Part 2A	10
Underwriting and Investment Exhibit Part 3	11

