



PROPERTY AND CASUALTY COMPANIES - ASSOCIATION EDITION

ANNUAL STATEMENT
FOR THE YEAR ENDED DECEMBER 31, 2011
OF THE CONDITION AND AFFAIRS OF THE

Bristol West Insurance Company

NAIC Group Code	0212 (Current)	0212 (Prior)	NAIC Company Code	19658	Employer's ID Number	38-1865162
Organized under the Laws of	Ohio			State of Domicile or Port of Entry	OH	
Country of Domicile	United States of America					
Incorporated/Organized	02/09/1968			Commenced Business	06/10/1968	
Statutory Home Office	Rockside Center III 5990 West Creek Road (Street and Number)			Independence , OH 44131 (City or Town, State and Zip Code)		
Main Administrative Office	5701 Stirling Road (Street and Number)					
	Davie , FL 33314 (City or Town, State and Zip Code)			954-316-5200 (Area Code) (Telephone Number)		
Mail Address	5701 Stirling Road (Street and Number or P.O. Box)			Davie , FL 33314 (City or Town, State and Zip Code)		
Primary Location of Books and Records	5701 Stirling Road (Street and Number)					
	Davie , FL 33314 (City or Town, State and Zip Code)			954-316-5200 (Area Code) (Telephone Number)		
Internet Website Address	www.bristolwest.com					
Statutory Statement Contact	Maria Eugenia Aguilera (Name)			954-316-5200 (Area Code) (Telephone Number)		
	mary.aguilera@farmersinsurance.com (E-mail Address)			954-316-5218 (FAX Number)		

OFFICERS

President	Audrey Elaine Sylvan	Treasurer	Maria Eugenia Aguilera
Secretary	Martin Robert Brown		

OTHER

Jeffrey John Dailey	Bryan Francis Murphy	Ronald Gregory Myhan
James Leslie Nutting	Denise Elaine Ruggiero	Mhayse Gokul Samalya
David Anthony Travers		

DIRECTORS OR TRUSTEES

Kenneth Wayne Bentley	Peter David Kaplan	Gary Randolph Martin
Ronald Gregory Myhan	Donald Eugene Rodriguez	Audrey Elaine Sylvan
John Tsu-Chao Wu		

State of Florida
County of Broward SS:

The officers of this reporting entity being duly sworn, each depose and say that they are the described officers of said reporting entity, and that on the reporting period stated above, all of the herein described assets were the absolute property of the said reporting entity, free and clear from any liens or claims thereon, except as herein stated, and that this statement, together with related exhibits, schedules and explanations therein contained, annexed or referred to, is a full and true statement of all the assets and liabilities and of the condition and affairs of the said reporting entity as of the reporting period stated above, and of its income and deductions therefrom for the period ended, and have been completed in accordance with the NAIC Annual Statement Instructions and Accounting Practices and Procedures manual except to the extent that: (1) state law may differ; or, (2) that state rules or regulations require differences in reporting not related to accounting practices and procedures, according to the best of their information, knowledge and belief, respectively. Furthermore, the scope of this attestation by the described officers also includes the related corresponding electronic filing with the NAIC, when required, that is an exact copy (except for formatting differences due to electronic filing) of the enclosed statement. The electronic filing may be requested by various regulators in lieu of or in addition to the enclosed statement.

Audrey E. Sylvan President	Martin R. Brown Secretary	Maria E. Aguilera Treasurer
Subscribed and sworn to before me this		a. Is this an original filing?
day of February, 2012		b. If no,
		1. State the amendment number.....
		2. Date filed
		3. Number of pages attached.....

Nancy Becker
Notary Public
10/22/2013



ANNUAL STATEMENT FOR THE YEAR 2011 OF THE Bristol West Insurance Company

EXHIBIT OF PREMIUMS AND LOSSES (Statutory Page 14)

NAIC Group Code 0212		Direct Business in the state of Alabama		During the Year 2011		NAIC Company Code 19658						
Line of Business	Gross Premiums, Including Policy and Membership Fees, Less Return Premiums and Premiums on Policies not Taken		Dividends Paid or Credited to Policyholders on Direct Business	Direct Unearned Premium Reserves	Direct Losses Paid (deducting salvage)	Direct Losses Incurred	Direct Losses Unpaid	Direct Defense and Cost Containment Expense Paid	Direct Defense and Cost Containment Expense Incurred	Direct Defense and Cost Containment Expense Unpaid	Commissions and Brokerage Expenses	Taxes, Licenses and Fees
	1 Direct Premiums Written	2 Direct Premiums Earned										
1. Fire												
2.1 Allied lines												
2.2 Multiple peril crop												
2.3 Federal flood												
3. Farmowners multiple peril												
4. Homeowners multiple peril												
5.1 Commercial multiple peril (non-liability portion)												
5.2 Commercial multiple peril (liability portion)												
6. Mortgage guaranty												
8. Ocean marine												
9. Inland marine												
10. Financial guaranty												
11. Medical professional liability												
12. Earthquake												
13. Group accident and health (b)												
14. Credit accident and health (group and individual)												
15.1 Collectively renewable accident and health (b).....												
15.2 Non-cancelable accident and health(b)												
15.3 Guaranteed renewable accident and health(b)												
15.4 Non-renewable for stated reasons only (b)												
15.5 Other accident only												
15.6 Medicare Title XVIII exempt from state taxes or fees.....												
15.7 All other accident and health (b)												
15.8 Federal employees health benefits program premium (b)												
16. Workers' compensation												
17.1 Other Liability - occurrence												
17.2 Other Liability - claims made												
17.3 Excess workers' compensation												
18. Products liability												
19.1 Private passenger auto no-fault (personal injury protection)												
19.2 Other private passenger auto liability	3,712,410	3,656,608		896,483	1,214,609	1,815,216	1,251,904	32,030	79,253	91,024	385,592	157,882
19.3 Commercial auto no-fault (personal injury protection)												
19.4 Other commercial auto liability												
21.1 Private passenger auto physical damage	2,311,329	2,253,538		614,725	1,277,581	1,341,658	107,133	5,753	5,093	(2,816)	256,453	94,222
21.2 Commercial auto physical damage												
22. Aircraft (all perils)												
23. Fidelity												
24. Surety												
26. Burglary and theft												
27. Boiler and machinery												
28. Credit												
30. Warranty												
34. Aggregate write-ins for other lines of business												
35. TOTALS (a)	6,023,739	5,910,146		1,511,208	2,492,190	3,156,874	1,359,037	37,783	84,346	88,208	642,045	252,104
DETAILS OF WRITE-INS												
3401.												
3402.												
3403.												
3498. Summary of remaining write-ins for Line 34 from overflow page												
3499. Totals (Lines 3401 thru 3403 plus 3498)(Line 34 above)												

(a) Finance and service charges not included in Lines 1 to 35 \$179,535
(b) For health business on indicated lines report: Number of persons insured under PPO managed care products and number of persons insured under indemnity only products



ANNUAL STATEMENT FOR THE YEAR 2011 OF THE Bristol West Insurance Company

EXHIBIT OF PREMIUMS AND LOSSES (Statutory Page 14)

NAIC Group Code 0212 Direct Business in the state of Arizona During the Year 2011 NAIC Company Code 19658

Line of Business	Gross Premiums, Including Policy and Membership Fees, Less Return Premiums and Premiums on Policies not Taken		Dividends Paid or Credited to Policyholders on Direct Business	Direct Unearned Premium Reserves	Direct Losses Paid (deducting salvage)	Direct Losses Incurred	Direct Losses Unpaid	Direct Defense and Cost Containment Expense Paid	Direct Defense and Cost Containment Expense Incurred	Direct Defense and Cost Containment Expense Unpaid	Commissions and Brokerage Expenses	Taxes, Licenses and Fees
	1 Direct Premiums Written	2 Direct Premiums Earned										
1. Fire												
2.1 Allied lines												
2.2 Multiple peril crop												
2.3 Federal flood												
3. Farmowners multiple peril												
4. Homeowners multiple peril												
5.1 Commercial multiple peril (non-liability portion)												
5.2 Commercial multiple peril (liability portion)												
6. Mortgage guaranty												
8. Ocean marine												
9. Inland marine												
10. Financial guaranty												
11. Medical professional liability												
12. Earthquake												
13. Group accident and health (b)												
14. Credit accident and health (group and individual)												
15.1 Collectively renewable accident and health (b).....												
15.2 Non-cancelable accident and health(b)												
15.3 Guaranteed renewable accident and health(b)												
15.4 Non-renewable for stated reasons only (b)												
15.5 Other accident only												
15.6 Medicare Title XVIII exempt from state taxes or fees.....												
15.7 All other accident and health (b)												
15.8 Federal employees health benefits program premium (b)												
16. Workers' compensation												
17.1 Other Liability - occurrence												
17.2 Other Liability - claims made												
17.3 Excess workers' compensation												
18. Products liability												
19.1 Private passenger auto no-fault (personal injury protection)												
19.2 Other private passenger auto liability												
19.3 Commercial auto no-fault (personal injury protection)												
19.4 Other commercial auto liability												
21.1 Private passenger auto physical damage												
21.2 Commercial auto physical damage												
22. Aircraft (all perils)												
23. Fidelity												
24. Surety												
26. Burglary and theft												
27. Boiler and machinery												
28. Credit												
30. Warranty												
34. Aggregate write-ins for other lines of business												
35. TOTALS (a)												
DETAILS OF WRITE-INS												
3401.												
3402.												
3403.												
3498. Summary of remaining write-ins for Line 34 from overflow page												
3499. Totals (Lines 3401 thru 3403 plus 3498)(Line 34 above)												

(a) Finance and service charges not included in Lines 1 to 35 \$
(b) For health business on indicated lines report: Number of persons insured under PPO managed care products and number of persons insured under indemnity only products



ANNUAL STATEMENT FOR THE YEAR 2011 OF THE Bristol West Insurance Company

EXHIBIT OF PREMIUMS AND LOSSES (Statutory Page 14)

NAIC Group Code 0212

Direct Business in the state of Arkansas

During the Year 2011

NAIC Company Code 19658

Line of Business	Gross Premiums, Including Policy and Membership Fees, Less Return Premiums and Premiums on Policies not Taken		Dividends Paid or Credited to Policyholders on Direct Business	Direct Unearned Premium Reserves	Direct Losses Paid (deducting salvage)	Direct Losses Incurred	Direct Losses Unpaid	Direct Defense and Cost Containment Expense Paid	Direct Defense and Cost Containment Expense Incurred	Direct Defense and Cost Containment Expense Unpaid	Commissions and Brokerage Expenses	Taxes, Licenses and Fees
	1 Direct Premiums Written	2 Direct Premiums Earned										
1. Fire												
2.1 Allied lines												
2.2 Multiple peril crop												
2.3 Federal flood												
3. Farmowners multiple peril												
4. Homeowners multiple peril												
5.1 Commercial multiple peril (non-liability portion)												
5.2 Commercial multiple peril (liability portion)												
6. Mortgage guaranty												
8. Ocean marine												
9. Inland marine												
10. Financial guaranty												
11. Medical professional liability												
12. Earthquake												
13. Group accident and health (b)												
14. Credit accident and health (group and individual)												
15.1 Collectively renewable accident and health (b).....												
15.2 Non-cancelable accident and health(b)												
15.3 Guaranteed renewable accident and health(b)												
15.4 Non-renewable for stated reasons only (b)												
15.5 Other accident only												
15.6 Medicare Title XVIII exempt from state taxes or fees.....												
15.7 All other accident and health (b)												
15.8 Federal employees health benefits program premium (b)												
16. Workers' compensation												
17.1 Other Liability - occurrence												
17.2 Other Liability - claims made												
17.3 Excess workers' compensation												
18. Products liability												
19.1 Private passenger auto no-fault (personal injury protection)	88,764	105,740		21,132	151,082	141,465	44,867		(1,362)	393	9,089	3,191
19.2 Other private passenger auto liability	1,547,068	1,830,605		342,642	1,787,172	1,348,332	880,898	80,942	269,559	235,410	151,264	72,009
19.3 Commercial auto no-fault (personal injury protection)												
19.4 Other commercial auto liability												
21.1 Private passenger auto physical damage	983,838	1,128,357		234,539	620,648	603,794	37,446	8,198	748	(6,135)	99,644	47,562
21.2 Commercial auto physical damage												
22. Aircraft (all perils)												
23. Fidelity												
24. Surety												
26. Burglary and theft												
27. Boiler and machinery												
28. Credit												
30. Warranty												
34. Aggregate write-ins for other lines of business												
35. TOTALS (a)	2,619,670	3,064,702		598,313	2,558,902	2,093,591	963,211	89,140	268,945	229,668	259,997	122,762
DETAILS OF WRITE-INS												
3401.												
3402.												
3403.												
3498. Summary of remaining write-ins for Line 34 from overflow page												
3499. Totals (Lines 3401 thru 3403 plus 3498)(Line 34 above)												

(a) Finance and service charges not included in Lines 1 to 35 \$ 148,713

(b) For health business on indicated lines report: Number of persons insured under PPO managed care products and number of persons insured under indemnity only products .



ANNUAL STATEMENT FOR THE YEAR 2011 OF THE Bristol West Insurance Company

EXHIBIT OF PREMIUMS AND LOSSES (Statutory Page 14)

NAIC Group Code 0212 Direct Business in the state of Colorado During the Year 2011 NAIC Company Code 19658

Line of Business	Gross Premiums, Including Policy and Membership Fees, Less Return Premiums and Premiums on Policies not Taken		Dividends Paid or Credited to Policyholders on Direct Business	Direct Unearned Premium Reserves	Direct Losses Paid (deducting salvage)	Direct Losses Incurred	Direct Losses Unpaid	Direct Defense and Cost Containment Expense Paid	Direct Defense and Cost Containment Expense Incurred	Direct Defense and Cost Containment Expense Unpaid	Commissions and Brokerage Expenses	Taxes, Licenses and Fees
	1 Direct Premiums Written	2 Direct Premiums Earned										
1. Fire												
2.1 Allied lines												
2.2 Multiple peril crop												
2.3 Federal flood												
3. Farmowners multiple peril												
4. Homeowners multiple peril												
5.1 Commercial multiple peril (non-liability portion)												
5.2 Commercial multiple peril (liability portion)												
6. Mortgage guaranty												
8. Ocean marine												
9. Inland marine												
10. Financial guaranty												
11. Medical professional liability												
12. Earthquake												
13. Group accident and health (b)												
14. Credit accident and health (group and individual)												
15.1 Collectively renewable accident and health (b).....												
15.2 Non-cancelable accident and health(b)												
15.3 Guaranteed renewable accident and health(b)												
15.4 Non-renewable for stated reasons only (b)												
15.5 Other accident only												
15.6 Medicare Title XVIII exempt from state taxes or fees.....												
15.7 All other accident and health (b)												
15.8 Federal employees health benefits program premium (b)												
16. Workers' compensation												
17.1 Other Liability - occurrence												
17.2 Other Liability - claims made												
17.3 Excess workers' compensation												
18. Products liability												
19.1 Private passenger auto no-fault (personal injury protection)												
19.2 Other private passenger auto liability	44,193,692	42,597,937		13,712,556	29,882,035	30,308,230	24,050,008	596,545	1,245,581	1,270,947	5,119,989	934,144
19.3 Commercial auto no-fault (personal injury protection)												
19.4 Other commercial auto liability												
21.1 Private passenger auto physical damage	18,192,630	18,089,796		5,719,666	12,447,045	12,484,330	736,113	111,435	71,582	(94,056)	2,195,375	388,279
21.2 Commercial auto physical damage												
22. Aircraft (all perils)												
23. Fidelity												
24. Surety												
26. Burglary and theft												
27. Boiler and machinery												
28. Credit												
30. Warranty												
34. Aggregate write-ins for other lines of business												
35. TOTALS (a)	62,386,322	60,687,733		19,432,222	42,329,080	42,792,560	24,786,121	707,980	1,317,163	1,176,891	7,315,364	1,322,423
DETAILS OF WRITE-INS												
3401.												
3402.												
3403.												
3498. Summary of remaining write-ins for Line 34 from overflow page												
3499. Totals (Lines 3401 thru 3403 plus 3498)(Line 34 above)												

(a) Finance and service charges not included in Lines 1 to 35 \$ 3,093,922
(b) For health business on indicated lines report: Number of persons insured under PPO managed care products and number of persons insured under indemnity only products .



ANNUAL STATEMENT FOR THE YEAR 2011 OF THE Bristol West Insurance Company

EXHIBIT OF PREMIUMS AND LOSSES (Statutory Page 14)

NAIC Group Code 0212 Direct Business in the state of Connecticut During the Year 2011 NAIC Company Code 19658

Line of Business	Gross Premiums, Including Policy and Membership Fees, Less Return Premiums and Premiums on Policies not Taken		Dividends Paid or Credited to Policyholders on Direct Business	Direct Unearned Premium Reserves	Direct Losses Paid (deducting salvage)	Direct Losses Incurred	Direct Losses Unpaid	Direct Defense and Cost Containment Expense Paid	Direct Defense and Cost Containment Expense Incurred	Direct Defense and Cost Containment Expense Unpaid	Commissions and Brokerage Expenses	Taxes, Licenses and Fees
	1 Direct Premiums Written	2 Direct Premiums Earned										
1. Fire												
2.1 Allied lines												
2.2 Multiple peril crop												
2.3 Federal flood												
3. Farmowners multiple peril												
4. Homeowners multiple peril												
5.1 Commercial multiple peril (non-liability portion)												
5.2 Commercial multiple peril (liability portion)												
6. Mortgage guaranty												
8. Ocean marine												
9. Inland marine												
10. Financial guaranty												
11. Medical professional liability												
12. Earthquake												
13. Group accident and health (b)												
14. Credit accident and health (group and individual)												
15.1 Collectively renewable accident and health (b).....												
15.2 Non-cancelable accident and health(b)												
15.3 Guaranteed renewable accident and health(b)												
15.4 Non-renewable for stated reasons only (b)												
15.5 Other accident only												
15.6 Medicare Title XVIII exempt from state taxes or fees.....												
15.7 All other accident and health (b)												
15.8 Federal employees health benefits program premium (b)												
16. Workers' compensation												
17.1 Other Liability - occurrence												
17.2 Other Liability - claims made												
17.3 Excess workers' compensation												
18. Products liability												
19.1 Private passenger auto no-fault (personal injury protection)												
19.2 Other private passenger auto liability												
19.3 Commercial auto no-fault (personal injury protection)												
19.4 Other commercial auto liability												
21.1 Private passenger auto physical damage												
21.2 Commercial auto physical damage												
22. Aircraft (all perils)												
23. Fidelity												
24. Surety												
26. Burglary and theft												
27. Boiler and machinery												
28. Credit												
30. Warranty												
34. Aggregate write-ins for other lines of business												
35. TOTALS (a)												
DETAILS OF WRITE-INS												
3401.												
3402.												
3403.												
3498. Summary of remaining write-ins for Line 34 from overflow page												
3499. Totals (Lines 3401 thru 3403 plus 3498)(Line 34 above)												

(a) Finance and service charges not included in Lines 1 to 35 \$
(b) For health business on indicated lines report: Number of persons insured under PPO managed care products and number of persons insured under indemnity only products



ANNUAL STATEMENT FOR THE YEAR 2011 OF THE Bristol West Insurance Company

EXHIBIT OF PREMIUMS AND LOSSES (Statutory Page 14)

NAIC Group Code 0212 Direct Business in the state of Delaware During the Year 2011 NAIC Company Code 19658

Line of Business	Gross Premiums, Including Policy and Membership Fees, Less Return Premiums and Premiums on Policies not Taken		Dividends Paid or Credited to Policyholders on Direct Business	Direct Unearned Premium Reserves	Direct Losses Paid (deducting salvage)	Direct Losses Incurred	Direct Losses Unpaid	Direct Defense and Cost Containment Expense Paid	Direct Defense and Cost Containment Expense Incurred	Direct Defense and Cost Containment Expense Unpaid	Commissions and Brokerage Expenses	Taxes, Licenses and Fees
	1 Direct Premiums Written	2 Direct Premiums Earned										
1. Fire												
2.1 Allied lines												
2.2 Multiple peril crop												
2.3 Federal flood												
3. Farmowners multiple peril												
4. Homeowners multiple peril												
5.1 Commercial multiple peril (non-liability portion)												
5.2 Commercial multiple peril (liability portion)												
6. Mortgage guaranty												
8. Ocean marine												
9. Inland marine												
10. Financial guaranty												
11. Medical professional liability												
12. Earthquake												
13. Group accident and health (b)												
14. Credit accident and health (group and individual)												
15.1 Collectively renewable accident and health (b).....												
15.2 Non-cancelable accident and health(b)												
15.3 Guaranteed renewable accident and health(b)												
15.4 Non-renewable for stated reasons only (b)												
15.5 Other accident only												
15.6 Medicare Title XVIII exempt from state taxes or fees.....												
15.7 All other accident and health (b)												
15.8 Federal employees health benefits program premium (b)												
16. Workers' compensation												
17.1 Other Liability - occurrence												
17.2 Other Liability - claims made												
17.3 Excess workers' compensation												
18. Products liability												
19.1 Private passenger auto no-fault (personal injury protection)												
19.2 Other private passenger auto liability												
19.3 Commercial auto no-fault (personal injury protection)												
19.4 Other commercial auto liability												
21.1 Private passenger auto physical damage												
21.2 Commercial auto physical damage												
22. Aircraft (all perils)												
23. Fidelity												
24. Surety												
26. Burglary and theft												
27. Boiler and machinery												
28. Credit												
30. Warranty												
34. Aggregate write-ins for other lines of business												
35. TOTALS (a)												
DETAILS OF WRITE-INS												
3401.												
3402.												
3403.												
3498. Summary of remaining write-ins for Line 34 from overflow page												
3499. Totals (Lines 3401 thru 3403 plus 3498)(Line 34 above)												

(a) Finance and service charges not included in Lines 1 to 35 \$
(b) For health business on indicated lines report: Number of persons insured under PPO managed care products and number of persons insured under indemnity only products



ANNUAL STATEMENT FOR THE YEAR 2011 OF THE Bristol West Insurance Company

EXHIBIT OF PREMIUMS AND LOSSES (Statutory Page 14)

NAIC Group Code 0212 Direct Business in the state of District of Columbia During the Year 2011 NAIC Company Code 19658

Line of Business	Gross Premiums, Including Policy and Membership Fees, Less Return Premiums and Premiums on Policies not Taken		3 Dividends Paid or Credited to Policyholders on Direct Business	4 Direct Unearned Premium Reserves	5 Direct Losses Paid (deducting salvage)	6 Direct Losses Incurred	7 Direct Losses Unpaid	8 Direct Defense and Cost Containment Expense Paid	9 Direct Defense and Cost Containment Expense Incurred	10 Direct Defense and Cost Containment Expense Unpaid	11 Commissions and Brokerage Expenses	12 Taxes, Licenses and Fees
	1 Direct Premiums Written	2 Direct Premiums Earned										
1. Fire												
2.1 Allied lines												
2.2 Multiple peril crop												
2.3 Federal flood												
3. Farmowners multiple peril												
4. Homeowners multiple peril												
5.1 Commercial multiple peril (non-liability portion)												
5.2 Commercial multiple peril (liability portion)												
6. Mortgage guaranty												
8. Ocean marine												
9. Inland marine												
10. Financial guaranty												
11. Medical professional liability												
12. Earthquake												
13. Group accident and health (b)												
14. Credit accident and health (group and individual)												
15.1 Collectively renewable accident and health (b).....												
15.2 Non-cancelable accident and health(b)												
15.3 Guaranteed renewable accident and health(b)												
15.4 Non-renewable for stated reasons only (b)												
15.5 Other accident only												
15.6 Medicare Title XVIII exempt from state taxes or fees.....												
15.7 All other accident and health (b)												
15.8 Federal employees health benefits program premium (b)												
16. Workers' compensation												
17.1 Other Liability - occurrence												
17.2 Other Liability - claims made												
17.3 Excess workers' compensation												
18. Products liability												
19.1 Private passenger auto no-fault (personal injury protection)												
19.2 Other private passenger auto liability												
19.3 Commercial auto no-fault (personal injury protection)												
19.4 Other commercial auto liability												
21.1 Private passenger auto physical damage												
21.2 Commercial auto physical damage												
22. Aircraft (all perils)												
23. Fidelity												
24. Surety												
26. Burglary and theft												
27. Boiler and machinery												
28. Credit												
30. Warranty												
34. Aggregate write-ins for other lines of business												
35. TOTALS (a)												
DETAILS OF WRITE-INS												
3401.												
3402.												
3403.												
3498. Summary of remaining write-ins for Line 34 from overflow page												
3499. Totals (Lines 3401 thru 3403 plus 3498)(Line 34 above)												

(a) Finance and service charges not included in Lines 1 to 35 \$
(b) For health business on indicated lines report: Number of persons insured under PPO managed care products and number of persons insured under indemnity only products



ANNUAL STATEMENT FOR THE YEAR 2011 OF THE Bristol West Insurance Company

EXHIBIT OF PREMIUMS AND LOSSES (Statutory Page 14)

NAIC Group Code 0212 Direct Business in the state of Florida During the Year 2011 NAIC Company Code 19658

Line of Business	Gross Premiums, Including Policy and Membership Fees, Less Return Premiums and Premiums on Policies not Taken		Dividends Paid or Credited to Policyholders on Direct Business	Direct Unearned Premium Reserves	Direct Losses Paid (deducting salvage)	Direct Losses Incurred	Direct Losses Unpaid	Direct Defense and Cost Containment Expense Paid	Direct Defense and Cost Containment Expense Incurred	Direct Defense and Cost Containment Expense Unpaid	Commissions and Brokerage Expenses	Taxes, Licenses and Fees
	1 Direct Premiums Written	2 Direct Premiums Earned										
1. Fire												
2.1 Allied lines												
2.2 Multiple peril crop												
2.3 Federal flood												
3. Farmowners multiple peril												
4. Homeowners multiple peril												
5.1 Commercial multiple peril (non-liability portion)												
5.2 Commercial multiple peril (liability portion)												
6. Mortgage guaranty												
8. Ocean marine												
9. Inland marine												
10. Financial guaranty												
11. Medical professional liability												
12. Earthquake												
13. Group accident and health (b)												
14. Credit accident and health (group and individual)												
15.1 Collectively renewable accident and health (b).....												
15.2 Non-cancelable accident and health(b)												
15.3 Guaranteed renewable accident and health(b)												
15.4 Non-renewable for stated reasons only (b)												
15.5 Other accident only												
15.6 Medicare Title XVIII exempt from state taxes or fees.....												
15.7 All other accident and health (b)												
15.8 Federal employees health benefits program premium (b)												
16. Workers' compensation												
17.1 Other Liability - occurrence												
17.2 Other Liability - claims made												
17.3 Excess workers' compensation												
18. Products liability												
19.1 Private passenger auto no-fault (personal injury protection)	1,272,158	1,312,941		341,998	1,070,010	911,374	564,241	98,751	106,657	176,293	124,716	11,362
19.2 Other private passenger auto liability	1,265,865	1,326,025		311,613	695,397	388,694	598,545	197,413	57,979	119,292	135,550	11,945
19.3 Commercial auto no-fault (personal injury protection)												
19.4 Other commercial auto liability												
21.1 Private passenger auto physical damage	786,901	842,745		208,046	313,715	426,763	566	13,421	9,492	(4,552)	76,952	7,081
21.2 Commercial auto physical damage												
22. Aircraft (all perils)												
23. Fidelity												
24. Surety												
26. Burglary and theft												
27. Boiler and machinery												
28. Credit												
30. Warranty												
34. Aggregate write-ins for other lines of business												
35. TOTALS (a)	3,324,924	3,481,711		861,657	2,079,122	1,726,831	1,163,352	309,585	174,128	291,033	337,218	30,388
DETAILS OF WRITE-INS												
3401.												
3402.												
3403.												
3498. Summary of remaining write-ins for Line 34 from overflow page												
3499. Totals (Lines 3401 thru 3403 plus 3498)(Line 34 above)												

(a) Finance and service charges not included in Lines 1 to 35 \$144,311
(b) For health business on indicated lines report: Number of persons insured under PPO managed care products and number of persons insured under indemnity only products



ANNUAL STATEMENT FOR THE YEAR 2011 OF THE Bristol West Insurance Company

EXHIBIT OF PREMIUMS AND LOSSES (Statutory Page 14)

NAIC Group Code 0212 Direct Business in the state of Georgia During the Year 2011 NAIC Company Code 19658

Line of Business	Gross Premiums, Including Policy and Membership Fees, Less Return Premiums and Premiums on Policies not Taken		Dividends Paid or Credited to Policyholders on Direct Business	Direct Unearned Premium Reserves	Direct Losses Paid (deducting salvage)	Direct Losses Incurred	Direct Losses Unpaid	Direct Defense and Cost Containment Expense Paid	Direct Defense and Cost Containment Expense Incurred	Direct Defense and Cost Containment Expense Unpaid	Commissions and Brokerage Expenses	Taxes, Licenses and Fees
	1 Direct Premiums Written	2 Direct Premiums Earned										
1. Fire												
2.1 Allied lines												
2.2 Multiple peril crop												
2.3 Federal flood												
3. Farmowners multiple peril												
4. Homeowners multiple peril												
5.1 Commercial multiple peril (non-liability portion)												
5.2 Commercial multiple peril (liability portion)												
6. Mortgage guaranty												
8. Ocean marine												
9. Inland marine												
10. Financial guaranty												
11. Medical professional liability												
12. Earthquake												
13. Group accident and health (b)												
14. Credit accident and health (group and individual)												
15.1 Collectively renewable accident and health (b).....												
15.2 Non-cancelable accident and health(b)												
15.3 Guaranteed renewable accident and health(b)												
15.4 Non-renewable for stated reasons only (b)												
15.5 Other accident only												
15.6 Medicare Title XVIII exempt from state taxes or fees.....												
15.7 All other accident and health (b)												
15.8 Federal employees health benefits program premium (b)												
16. Workers' compensation												
17.1 Other Liability - occurrence												
17.2 Other Liability - claims made												
17.3 Excess workers' compensation												
18. Products liability												
19.1 Private passenger auto no-fault (personal injury protection)												
19.2 Other private passenger auto liability	260,322	301,007		61,051	268,066	120,486	157,955	31,230	16,386	23,195	31,879	31,451
19.3 Commercial auto no-fault (personal injury protection)												
19.4 Other commercial auto liability												
21.1 Private passenger auto physical damage	137,798	165,153		32,845	80,796	101,627	301	1,094	(4,725)	(1,382)	17,682	17,166
21.2 Commercial auto physical damage												
22. Aircraft (all perils)												
23. Fidelity												
24. Surety												
26. Burglary and theft												
27. Boiler and machinery												
28. Credit												
30. Warranty												
34. Aggregate write-ins for other lines of business												
35. TOTALS (a)	398,120	466,160		93,896	348,862	222,113	158,256	32,324	11,661	21,813	49,561	48,617
DETAILS OF WRITE-INS												
3401.												
3402.												
3403.												
3498. Summary of remaining write-ins for Line 34 from overflow page												
3499. Totals (Lines 3401 thru 3403 plus 3498)(Line 34 above)												

(a) Finance and service charges not included in Lines 1 to 35 \$ 26,696
(b) For health business on indicated lines report: Number of persons insured under PPO managed care products and number of persons insured under indemnity only products .



ANNUAL STATEMENT FOR THE YEAR 2011 OF THE Bristol West Insurance Company

EXHIBIT OF PREMIUMS AND LOSSES (Statutory Page 14)

NAIC Group Code 0212

Direct Business in the state of Hawaii

During the Year 2011

NAIC Company Code 19658

Line of Business	Gross Premiums, Including Policy and Membership Fees, Less Return Premiums and Premiums on Policies not Taken		Dividends Paid or Credited to Policyholders on Direct Business	Direct Unearned Premium Reserves	Direct Losses Paid (deducting salvage)	Direct Losses Incurred	Direct Losses Unpaid	Direct Defense and Cost Containment Expense Paid	Direct Defense and Cost Containment Expense Incurred	Direct Defense and Cost Containment Expense Unpaid	Commissions and Brokerage Expenses	Taxes, Licenses and Fees
	1 Direct Premiums Written	2 Direct Premiums Earned										
1. Fire												
2.1 Allied lines												
2.2 Multiple peril crop												
2.3 Federal flood												
3. Farmowners multiple peril												
4. Homeowners multiple peril												
5.1 Commercial multiple peril (non-liability portion)												
5.2 Commercial multiple peril (liability portion)												
6. Mortgage guaranty												
8. Ocean marine												
9. Inland marine												
10. Financial guaranty												
11. Medical professional liability												
12. Earthquake												
13. Group accident and health (b)												
14. Credit accident and health (group and individual)												
15.1 Collectively renewable accident and health (b).....												
15.2 Non-cancelable accident and health(b)												
15.3 Guaranteed renewable accident and health(b)												
15.4 Non-renewable for stated reasons only (b)												
15.5 Other accident only												
15.6 Medicare Title XVIII exempt from state taxes or fees.....												
15.7 All other accident and health (b)												
15.8 Federal employees health benefits program premium (b)												
16. Workers' compensation												
17.1 Other Liability - occurrence												
17.2 Other Liability - claims made												
17.3 Excess workers' compensation												
18. Products liability												
19.1 Private passenger auto no-fault (personal injury protection)												
19.2 Other private passenger auto liability												
19.3 Commercial auto no-fault (personal injury protection)												
19.4 Other commercial auto liability												
21.1 Private passenger auto physical damage												
21.2 Commercial auto physical damage												
22. Aircraft (all perils)												
23. Fidelity												
24. Surety												
26. Burglary and theft												
27. Boiler and machinery												
28. Credit												
30. Warranty												
34. Aggregate write-ins for other lines of business												
35. TOTALS (a)												
DETAILS OF WRITE-INS												
3401.												
3402.												
3403.												
3498. Summary of remaining write-ins for Line 34 from overflow page												
3499. Totals (Lines 3401 thru 3403 plus 3498)(Line 34 above)												

(a) Finance and service charges not included in Lines 1 to 35 \$

(b) For health business on indicated lines report: Number of persons insured under PPO managed care products and number of persons insured under indemnity only products



ANNUAL STATEMENT FOR THE YEAR 2011 OF THE Bristol West Insurance Company

EXHIBIT OF PREMIUMS AND LOSSES (Statutory Page 14)

NAIC Group Code 0212 Direct Business in the state of Idaho During the Year 2011 NAIC Company Code 19658

Line of Business	Gross Premiums, Including Policy and Membership Fees, Less Return Premiums and Premiums on Policies not Taken		Dividends Paid or Credited to Policyholders on Direct Business	Direct Unearned Premium Reserves	Direct Losses Paid (deducting salvage)	Direct Losses Incurred	Direct Losses Unpaid	Direct Defense and Cost Containment Expense Paid	Direct Defense and Cost Containment Expense Incurred	Direct Defense and Cost Containment Expense Unpaid	Commissions and Brokerage Expenses	Taxes, Licenses and Fees
	1 Direct Premiums Written	2 Direct Premiums Earned										
1. Fire												
2.1 Allied lines												
2.2 Multiple peril crop												
2.3 Federal flood												
3. Farmowners multiple peril												
4. Homeowners multiple peril												
5.1 Commercial multiple peril (non-liability portion)												
5.2 Commercial multiple peril (liability portion)												
6. Mortgage guaranty												
8. Ocean marine												
9. Inland marine												
10. Financial guaranty												
11. Medical professional liability												
12. Earthquake												
13. Group accident and health (b)												
14. Credit accident and health (group and individual)												
15.1 Collectively renewable accident and health (b).....												
15.2 Non-cancelable accident and health(b)												
15.3 Guaranteed renewable accident and health(b)												
15.4 Non-renewable for stated reasons only (b)												
15.5 Other accident only												
15.6 Medicare Title XVIII exempt from state taxes or fees.....												
15.7 All other accident and health (b)												
15.8 Federal employees health benefits program premium (b)												
16. Workers' compensation												
17.1 Other Liability - occurrence												
17.2 Other Liability - claims made												
17.3 Excess workers' compensation												
18. Products liability												
19.1 Private passenger auto no-fault (personal injury protection)												
19.2 Other private passenger auto liability	1,799,841	2,048,188		362,317	916,388	891,139	729,197	7,898	10,586	42,677	171,938	29,601
19.3 Commercial auto no-fault (personal injury protection)												
19.4 Other commercial auto liability												
21.1 Private passenger auto physical damage	626,531	712,869		148,478	361,857	370,927	34,179	17,660	34,539	15,977	65,549	10,012
21.2 Commercial auto physical damage												
22. Aircraft (all perils)												
23. Fidelity												
24. Surety												
26. Burglary and theft												
27. Boiler and machinery												
28. Credit												
30. Warranty												
34. Aggregate write-ins for other lines of business												
35. TOTALS (a)	2,426,372	2,761,057		510,795	1,278,245	1,262,066	763,376	25,558	45,125	58,654	237,487	39,613
DETAILS OF WRITE-INS												
3401.												
3402.												
3403.												
3498. Summary of remaining write-ins for Line 34 from overflow page												
3499. Totals (Lines 3401 thru 3403 plus 3498)(Line 34 above)												

(a) Finance and service charges not included in Lines 1 to 35 \$153,843
(b) For health business on indicated lines report: Number of persons insured under PPO managed care products and number of persons insured under indemnity only products



ANNUAL STATEMENT FOR THE YEAR 2011 OF THE Bristol West Insurance Company

EXHIBIT OF PREMIUMS AND LOSSES (Statutory Page 14)

NAIC Group Code 0212

Direct Business in the state of Illinois

During the Year 2011

NAIC Company Code 19658

Line of Business	Gross Premiums, Including Policy and Membership Fees, Less Return Premiums and Premiums on Policies not Taken		Dividends Paid or Credited to Policyholders on Direct Business	Direct Unearned Premium Reserves	Direct Losses Paid (deducting salvage)	Direct Losses Incurred	Direct Losses Unpaid	Direct Defense and Cost Containment Expense Paid	Direct Defense and Cost Containment Expense Incurred	Direct Defense and Cost Containment Expense Unpaid	Commissions and Brokerage Expenses	Taxes, Licenses and Fees
	1 Direct Premiums Written	2 Direct Premiums Earned										
1. Fire												
2.1 Allied lines												
2.2 Multiple peril crop												
2.3 Federal flood												
3. Farmowners multiple peril												
4. Homeowners multiple peril												
5.1 Commercial multiple peril (non-liability portion)												
5.2 Commercial multiple peril (liability portion)												
6. Mortgage guaranty												
8. Ocean marine												
9. Inland marine												
10. Financial guaranty												
11. Medical professional liability												
12. Earthquake												
13. Group accident and health (b)												
14. Credit accident and health (group and individual)												
15.1 Collectively renewable accident and health (b).....												
15.2 Non-cancelable accident and health(b)												
15.3 Guaranteed renewable accident and health(b)												
15.4 Non-renewable for stated reasons only (b)												
15.5 Other accident only												
15.6 Medicare Title XVIII exempt from state taxes or fees.....												
15.7 All other accident and health (b)												
15.8 Federal employees health benefits program premium (b)												
16. Workers' compensation												
17.1 Other Liability - occurrence												
17.2 Other Liability - claims made												
17.3 Excess workers' compensation												
18. Products liability												
19.1 Private passenger auto no-fault (personal injury protection)												
19.2 Other private passenger auto liability	9,507,629	9,820,865		2,503,425	5,657,015	5,649,994	5,255,523	223,905	451,426	569,514	975,527	123,701
19.3 Commercial auto no-fault (personal injury protection)												
19.4 Other commercial auto liability												
21.1 Private passenger auto physical damage	5,647,106	5,796,931		1,528,883	4,071,108	4,087,064	191,723	59,172	(3,237)	(45,543)	609,346	72,837
21.2 Commercial auto physical damage												
22. Aircraft (all perils)												
23. Fidelity												
24. Surety												
26. Burglary and theft												
27. Boiler and machinery												
28. Credit												
30. Warranty												
34. Aggregate write-ins for other lines of business												
35. TOTALS (a)	15,154,735	15,617,796		4,032,308	9,728,123	9,737,058	5,447,246	283,077	448,189	523,971	1,584,873	196,538
DETAILS OF WRITE-INS												
3401.												
3402.												
3403.												
3498. Summary of remaining write-ins for Line 34 from overflow page												
3499. Totals (Lines 3401 thru 3403 plus 3498)(Line 34 above)												

(a) Finance and service charges not included in Lines 1 to 35 \$676,940

(b) For health business on indicated lines report: Number of persons insured under PPO managed care products and number of persons insured under indemnity only products



ANNUAL STATEMENT FOR THE YEAR 2011 OF THE Bristol West Insurance Company

EXHIBIT OF PREMIUMS AND LOSSES (Statutory Page 14)

NAIC Group Code 0212 Direct Business in the state of Indiana During the Year 2011 NAIC Company Code 19658

Line of Business	Gross Premiums, Including Policy and Membership Fees, Less Return Premiums and Premiums on Policies not Taken		Dividends Paid or Credited to Policyholders on Direct Business	Direct Unearned Premium Reserves	Direct Losses Paid (deducting salvage)	Direct Losses Incurred	Direct Losses Unpaid	Direct Defense and Cost Containment Expense Paid	Direct Defense and Cost Containment Expense Incurred	Direct Defense and Cost Containment Expense Unpaid	Commissions and Brokerage Expenses	Taxes, Licenses and Fees
	1 Direct Premiums Written	2 Direct Premiums Earned										
1. Fire												
2.1 Allied lines												
2.2 Multiple peril crop												
2.3 Federal flood												
3. Farmowners multiple peril												
4. Homeowners multiple peril												
5.1 Commercial multiple peril (non-liability portion)												
5.2 Commercial multiple peril (liability portion)												
6. Mortgage guaranty												
8. Ocean marine												
9. Inland marine												
10. Financial guaranty												
11. Medical professional liability												
12. Earthquake												
13. Group accident and health (b)												
14. Credit accident and health (group and individual)												
15.1 Collectively renewable accident and health (b).....												
15.2 Non-cancelable accident and health(b)												
15.3 Guaranteed renewable accident and health(b)												
15.4 Non-renewable for stated reasons only (b)												
15.5 Other accident only												
15.6 Medicare Title XVIII exempt from state taxes or fees.....												
15.7 All other accident and health (b)												
15.8 Federal employees health benefits program premium (b)												
16. Workers' compensation												
17.1 Other Liability - occurrence												
17.2 Other Liability - claims made												
17.3 Excess workers' compensation												
18. Products liability												
19.1 Private passenger auto no-fault (personal injury protection)												
19.2 Other private passenger auto liability	16,092,528	16,922,259		3,897,247	12,534,064	12,546,233	9,564,820	537,011	724,557	1,146,906	1,690,716	256,747
19.3 Commercial auto no-fault (personal injury protection)												
19.4 Other commercial auto liability												
21.1 Private passenger auto physical damage	9,017,532	9,498,518		2,266,434	6,683,764	6,744,745	100,642	65,935	36,092	(66,334)	1,007,508	140,385
21.2 Commercial auto physical damage												
22. Aircraft (all perils)												
23. Fidelity												
24. Surety												
26. Burglary and theft												
27. Boiler and machinery												
28. Credit												
30. Warranty												
34. Aggregate write-ins for other lines of business												
35. TOTALS (a)	25,110,060	26,420,777		6,163,681	19,217,828	19,290,978	9,665,462	602,946	760,649	1,080,572	2,698,224	397,132
DETAILS OF WRITE-INS												
3401.												
3402.												
3403.												
3498. Summary of remaining write-ins for Line 34 from overflow page												
3499. Totals (Lines 3401 thru 3403 plus 3498)(Line 34 above)												

(a) Finance and service charges not included in Lines 1 to 35 \$1,628,715
(b) For health business on indicated lines report: Number of persons insured under PPO managed care products and number of persons insured under indemnity only products



ANNUAL STATEMENT FOR THE YEAR 2011 OF THE Bristol West Insurance Company

EXHIBIT OF PREMIUMS AND LOSSES (Statutory Page 14)

NAIC Group Code 0212 Direct Business in the state of Iowa During the Year 2011 NAIC Company Code 19658

Line of Business	Gross Premiums, Including Policy and Membership Fees, Less Return Premiums and Premiums on Policies not Taken		Dividends Paid or Credited to Policyholders on Direct Business	Direct Unearned Premium Reserves	Direct Losses Paid (deducting salvage)	Direct Losses Incurred	Direct Losses Unpaid	Direct Defense and Cost Containment Expense Paid	Direct Defense and Cost Containment Expense Incurred	Direct Defense and Cost Containment Expense Unpaid	Commissions and Brokerage Expenses	Taxes, Licenses and Fees
	1 Direct Premiums Written	2 Direct Premiums Earned										
1. Fire												
2.1 Allied lines												
2.2 Multiple peril crop												
2.3 Federal flood												
3. Farmowners multiple peril												
4. Homeowners multiple peril												
5.1 Commercial multiple peril (non-liability portion)												
5.2 Commercial multiple peril (liability portion)												
6. Mortgage guaranty												
8. Ocean marine												
9. Inland marine												
10. Financial guaranty												
11. Medical professional liability												
12. Earthquake												
13. Group accident and health (b)												
14. Credit accident and health (group and individual)												
15.1 Collectively renewable accident and health (b).....												
15.2 Non-cancelable accident and health(b)												
15.3 Guaranteed renewable accident and health(b)												
15.4 Non-renewable for stated reasons only (b)												
15.5 Other accident only												
15.6 Medicare Title XVIII exempt from state taxes or fees.....												
15.7 All other accident and health (b)												
15.8 Federal employees health benefits program premium (b)												
16. Workers' compensation												
17.1 Other Liability - occurrence												
17.2 Other Liability - claims made												
17.3 Excess workers' compensation												
18. Products liability												
19.1 Private passenger auto no-fault (personal injury protection)												
19.2 Other private passenger auto liability	2,264,202	2,484,219		558,626	1,921,963	1,679,756	1,449,493	62,051	115,979	155,914	246,823	44,219
19.3 Commercial auto no-fault (personal injury protection)												
19.4 Other commercial auto liability												
21.1 Private passenger auto physical damage	1,369,210	1,495,839		339,157	1,052,256	1,061,006	49,494	7,865	6,445	(3,223)	149,632	26,179
21.2 Commercial auto physical damage												
22. Aircraft (all perils)												
23. Fidelity												
24. Surety												
26. Burglary and theft												
27. Boiler and machinery												
28. Credit												
30. Warranty												
34. Aggregate write-ins for other lines of business												
35. TOTALS (a)	3,633,412	3,980,058		897,783	2,974,219	2,740,762	1,498,987	69,916	122,424	152,691	396,455	70,398
DETAILS OF WRITE-INS												
3401.												
3402.												
3403.												
3498. Summary of remaining write-ins for Line 34 from overflow page												
3499. Totals (Lines 3401 thru 3403 plus 3498)(Line 34 above)												

(a) Finance and service charges not included in Lines 1 to 35 \$201,580
(b) For health business on indicated lines report: Number of persons insured under PPO managed care products and number of persons insured under indemnity only products



ANNUAL STATEMENT FOR THE YEAR 2011 OF THE Bristol West Insurance Company

EXHIBIT OF PREMIUMS AND LOSSES (Statutory Page 14)

NAIC Group Code 0212 Direct Business in the state of Kansas During the Year 2011 NAIC Company Code 19658

Line of Business	Gross Premiums, Including Policy and Membership Fees, Less Return Premiums and Premiums on Policies not Taken		Dividends Paid or Credited to Policyholders on Direct Business	Direct Unearned Premium Reserves	Direct Losses Paid (deducting salvage)	Direct Losses Incurred	Direct Losses Unpaid	Direct Defense and Cost Containment Expense Paid	Direct Defense and Cost Containment Expense Incurred	Direct Defense and Cost Containment Expense Unpaid	Commissions and Brokerage Expenses	Taxes, Licenses and Fees
	1 Direct Premiums Written	2 Direct Premiums Earned										
1. Fire												
2.1 Allied lines												
2.2 Multiple peril crop												
2.3 Federal flood												
3. Farmowners multiple peril												
4. Homeowners multiple peril												
5.1 Commercial multiple peril (non-liability portion)												
5.2 Commercial multiple peril (liability portion)												
6. Mortgage guaranty												
8. Ocean marine												
9. Inland marine												
10. Financial guaranty												
11. Medical professional liability												
12. Earthquake												
13. Group accident and health (b)												
14. Credit accident and health (group and individual)												
15.1 Collectively renewable accident and health (b).....												
15.2 Non-cancelable accident and health(b)												
15.3 Guaranteed renewable accident and health(b)												
15.4 Non-renewable for stated reasons only (b)												
15.5 Other accident only												
15.6 Medicare Title XVIII exempt from state taxes or fees.....												
15.7 All other accident and health (b)												
15.8 Federal employees health benefits program premium (b)												
16. Workers' compensation												
17.1 Other Liability - occurrence												
17.2 Other Liability - claims made												
17.3 Excess workers' compensation												
18. Products liability												
19.1 Private passenger auto no-fault (personal injury protection)	521,345	577,836		135,945	249,259	206,316	(984)	3,108	(24,124)	9,730	54,835	13,229
19.2 Other private passenger auto liability	2,338,581	2,596,395		625,683	1,355,481	1,136,126	961,919	28,618	39,013	134,091	241,833	60,653
19.3 Commercial auto no-fault (personal injury protection)												
19.4 Other commercial auto liability												
21.1 Private passenger auto physical damage	1,711,866	1,814,911		483,710	1,336,323	1,380,084	55,845	5,396	(1,686)	(5,559)	178,226	42,284
21.2 Commercial auto physical damage												
22. Aircraft (all perils)												
23. Fidelity												
24. Surety												
26. Burglary and theft												
27. Boiler and machinery												
28. Credit												
30. Warranty												
34. Aggregate write-ins for other lines of business												
35. TOTALS (a)	4,571,792	4,989,142		1,245,338	2,941,063	2,722,526	1,016,780	37,122	13,203	138,262	474,894	116,166
DETAILS OF WRITE-INS												
3401.												
3402.												
3403.												
3498. Summary of remaining write-ins for Line 34 from overflow page												
3499. Totals (Lines 3401 thru 3403 plus 3498)(Line 34 above)												

(a) Finance and service charges not included in Lines 1 to 35 \$240,426

(b) For health business on indicated lines report: Number of persons insured under PPO managed care products and number of persons insured under indemnity only products



ANNUAL STATEMENT FOR THE YEAR 2011 OF THE Bristol West Insurance Company

EXHIBIT OF PREMIUMS AND LOSSES (Statutory Page 14)

NAIC Group Code 0212

Direct Business in the state of Kentucky

During the Year 2011

NAIC Company Code 19658

Line of Business	Gross Premiums, Including Policy and Membership Fees, Less Return Premiums and Premiums on Policies not Taken		Dividends Paid or Credited to Policyholders on Direct Business	Direct Unearned Premium Reserves	Direct Losses Paid (deducting salvage)	Direct Losses Incurred	Direct Losses Unpaid	Direct Defense and Cost Containment Expense Paid	Direct Defense and Cost Containment Expense Incurred	Direct Defense and Cost Containment Expense Unpaid	Commissions and Brokerage Expenses	Taxes, Licenses and Fees
	1 Direct Premiums Written	2 Direct Premiums Earned										
1. Fire												
2.1 Allied lines												
2.2 Multiple peril crop												
2.3 Federal flood												
3. Farmowners multiple peril												
4. Homeowners multiple peril												
5.1 Commercial multiple peril (non-liability portion)												
5.2 Commercial multiple peril (liability portion)												
6. Mortgage guaranty												
8. Ocean marine												
9. Inland marine												
10. Financial guaranty												
11. Medical professional liability												
12. Earthquake												
13. Group accident and health (b)												
14. Credit accident and health (group and individual)												
15.1 Collectively renewable accident and health (b).....												
15.2 Non-cancelable accident and health(b)												
15.3 Guaranteed renewable accident and health(b)												
15.4 Non-renewable for stated reasons only (b)												
15.5 Other accident only												
15.6 Medicare Title XVIII exempt from state taxes or fees.....												
15.7 All other accident and health (b)												
15.8 Federal employees health benefits program premium (b)												
16. Workers' compensation												
17.1 Other Liability - occurrence												
17.2 Other Liability - claims made												
17.3 Excess workers' compensation												
18. Products liability												
19.1 Private passenger auto no-fault (personal injury protection)	1,937,583	1,961,924		470,177	1,411,265	1,360,661	(279,740)	26,771	2,891	85,802	222,286	59,656
19.2 Other private passenger auto liability	5,514,913	5,286,972		1,466,279	3,369,976	3,614,514	2,677,370	159,133	131,354	384,310	631,968	171,025
19.3 Commercial auto no-fault (personal injury protection)												
19.4 Other commercial auto liability												
21.1 Private passenger auto physical damage	1,410,675	1,350,335		372,903	742,848	788,300	60,063	12,465	21,370	7,863	159,531	43,101
21.2 Commercial auto physical damage												
22. Aircraft (all perils)												
23. Fidelity												
24. Surety												
26. Burglary and theft												
27. Boiler and machinery												
28. Credit												
30. Warranty												
34. Aggregate write-ins for other lines of business												
35. TOTALS (a)	8,863,171	8,599,231		2,309,359	5,524,089	5,763,475	2,457,693	198,369	155,615	477,975	1,013,785	273,782
DETAILS OF WRITE-INS												
3401.												
3402.												
3403.												
3498. Summary of remaining write-ins for Line 34 from overflow page												
3499. Totals (Lines 3401 thru 3403 plus 3498)(Line 34 above)												

(a) Finance and service charges not included in Lines 1 to 35 \$481,552

(b) For health business on indicated lines report: Number of persons insured under PPO managed care products and number of persons insured under indemnity only products



ANNUAL STATEMENT FOR THE YEAR 2011 OF THE Bristol West Insurance Company

EXHIBIT OF PREMIUMS AND LOSSES (Statutory Page 14)

NAIC Group Code 0212

Direct Business in the state of Louisiana

During the Year 2011

NAIC Company Code 19658

Line of Business	Gross Premiums, Including Policy and Membership Fees, Less Return Premiums and Premiums on Policies not Taken		Dividends Paid or Credited to Policyholders on Direct Business	Direct Unearned Premium Reserves	Direct Losses Paid (deducting salvage)	Direct Losses Incurred	Direct Losses Unpaid	Direct Defense and Cost Containment Expense Paid	Direct Defense and Cost Containment Expense Incurred	Direct Defense and Cost Containment Expense Unpaid	Commissions and Brokerage Expenses	Taxes, Licenses and Fees
	1 Direct Premiums Written	2 Direct Premiums Earned										
1. Fire												
2.1 Allied lines												
2.2 Multiple peril crop												
2.3 Federal flood												
3. Farmowners multiple peril												
4. Homeowners multiple peril												
5.1 Commercial multiple peril (non-liability portion)												
5.2 Commercial multiple peril (liability portion)												
6. Mortgage guaranty												
8. Ocean marine												
9. Inland marine												
10. Financial guaranty												
11. Medical professional liability												
12. Earthquake												
13. Group accident and health (b)												
14. Credit accident and health (group and individual)												
15.1 Collectively renewable accident and health (b).....												
15.2 Non-cancelable accident and health(b)												
15.3 Guaranteed renewable accident and health(b)												
15.4 Non-renewable for stated reasons only (b)												
15.5 Other accident only												
15.6 Medicare Title XVIII exempt from state taxes or fees.....												
15.7 All other accident and health (b)												
15.8 Federal employees health benefits program premium (b)												
16. Workers' compensation												
17.1 Other Liability - occurrence												
17.2 Other Liability - claims made												
17.3 Excess workers' compensation												
18. Products liability												
19.1 Private passenger auto no-fault (personal injury protection)												
19.2 Other private passenger auto liability												
19.3 Commercial auto no-fault (personal injury protection)												
19.4 Other commercial auto liability												
21.1 Private passenger auto physical damage												
21.2 Commercial auto physical damage												
22. Aircraft (all perils)												
23. Fidelity												
24. Surety												
26. Burglary and theft												
27. Boiler and machinery												
28. Credit												
30. Warranty												
34. Aggregate write-ins for other lines of business												
35. TOTALS (a)												
DETAILS OF WRITE-INS												
3401.												
3402.												
3403.												
3498. Summary of remaining write-ins for Line 34 from overflow page												
3499. Totals (Lines 3401 thru 3403 plus 3498)(Line 34 above)												

(a) Finance and service charges not included in Lines 1 to 35 \$

(b) For health business on indicated lines report: Number of persons insured under PPO managed care products and number of persons insured under indemnity only products



ANNUAL STATEMENT FOR THE YEAR 2011 OF THE Bristol West Insurance Company

EXHIBIT OF PREMIUMS AND LOSSES (Statutory Page 14)

NAIC Group Code 0212 Direct Business in the state of Maine During the Year 2011 NAIC Company Code 19658

Line of Business	Gross Premiums, Including Policy and Membership Fees, Less Return Premiums and Premiums on Policies not Taken		Dividends Paid or Credited to Policyholders on Direct Business	Direct Unearned Premium Reserves	Direct Losses Paid (deducting salvage)	Direct Losses Incurred	Direct Losses Unpaid	Direct Defense and Cost Containment Expense Paid	Direct Defense and Cost Containment Expense Incurred	Direct Defense and Cost Containment Expense Unpaid	Commissions and Brokerage Expenses	Taxes, Licenses and Fees
	1 Direct Premiums Written	2 Direct Premiums Earned										
1. Fire												
2.1 Allied lines												
2.2 Multiple peril crop												
2.3 Federal flood												
3. Farmowners multiple peril												
4. Homeowners multiple peril												
5.1 Commercial multiple peril (non-liability portion)												
5.2 Commercial multiple peril (liability portion)												
6. Mortgage guaranty												
8. Ocean marine												
9. Inland marine												
10. Financial guaranty												
11. Medical professional liability												
12. Earthquake												
13. Group accident and health (b)												
14. Credit accident and health (group and individual)												
15.1 Collectively renewable accident and health (b).....												
15.2 Non-cancelable accident and health(b)												
15.3 Guaranteed renewable accident and health(b)												
15.4 Non-renewable for stated reasons only (b)												
15.5 Other accident only												
15.6 Medicare Title XVIII exempt from state taxes or fees.....												
15.7 All other accident and health (b)												
15.8 Federal employees health benefits program premium (b)												
16. Workers' compensation												
17.1 Other Liability - occurrence												
17.2 Other Liability - claims made												
17.3 Excess workers' compensation												
18. Products liability												
19.1 Private passenger auto no-fault (personal injury protection)												
19.2 Other private passenger auto liability	4,041,354	4,149,979		1,046,779	2,742,551	2,390,556	2,698,809	102,213	104,782	150,228	481,720	98,321
19.3 Commercial auto no-fault (personal injury protection)												
19.4 Other commercial auto liability												
21.1 Private passenger auto physical damage	1,544,862	1,704,207		370,990	1,150,953	1,211,280	90,475	8,116	(1,746)	(10,622)	184,327	37,725
21.2 Commercial auto physical damage												
22. Aircraft (all perils)												
23. Fidelity												
24. Surety												
26. Burglary and theft												
27. Boiler and machinery												
28. Credit												
30. Warranty												
34. Aggregate write-ins for other lines of business												
35. TOTALS (a)	5,586,216	5,854,186		1,417,769	3,893,504	3,601,836	2,789,284	110,329	103,036	139,606	666,047	136,046
DETAILS OF WRITE-INS												
3401.												
3402.												
3403.												
3498. Summary of remaining write-ins for Line 34 from overflow page												
3499. Totals (Lines 3401 thru 3403 plus 3498)(Line 34 above)												

(a) Finance and service charges not included in Lines 1 to 35 \$256,264
(b) For health business on indicated lines report: Number of persons insured under PPO managed care products and number of persons insured under indemnity only products



ANNUAL STATEMENT FOR THE YEAR 2011 OF THE Bristol West Insurance Company

EXHIBIT OF PREMIUMS AND LOSSES (Statutory Page 14)

NAIC Group Code 0212 Direct Business in the state of Maryland During the Year 2011 NAIC Company Code 19658

Line of Business	Gross Premiums, Including Policy and Membership Fees, Less Return Premiums and Premiums on Policies not Taken		Dividends Paid or Credited to Policyholders on Direct Business	Direct Unearned Premium Reserves	Direct Losses Paid (deducting salvage)	Direct Losses Incurred	Direct Losses Unpaid	Direct Defense and Cost Containment Expense Paid	Direct Defense and Cost Containment Expense Incurred	Direct Defense and Cost Containment Expense Unpaid	Commissions and Brokerage Expenses	Taxes, Licenses and Fees
	1 Direct Premiums Written	2 Direct Premiums Earned										
1. Fire												
2.1 Allied lines												
2.2 Multiple peril crop												
2.3 Federal flood												
3. Farmowners multiple peril												
4. Homeowners multiple peril												
5.1 Commercial multiple peril (non-liability portion)												
5.2 Commercial multiple peril (liability portion)												
6. Mortgage guaranty												
8. Ocean marine												
9. Inland marine												
10. Financial guaranty												
11. Medical professional liability												
12. Earthquake												
13. Group accident and health (b)												
14. Credit accident and health (group and individual)												
15.1 Collectively renewable accident and health (b).....												
15.2 Non-cancelable accident and health(b)												
15.3 Guaranteed renewable accident and health(b)												
15.4 Non-renewable for stated reasons only (b)												
15.5 Other accident only												
15.6 Medicare Title XVIII exempt from state taxes or fees.....												
15.7 All other accident and health (b)												
15.8 Federal employees health benefits program premium (b)												
16. Workers' compensation												
17.1 Other Liability - occurrence												
17.2 Other Liability - claims made												
17.3 Excess workers' compensation												
18. Products liability												
19.1 Private passenger auto no-fault (personal injury protection)												
19.2 Other private passenger auto liability												
19.3 Commercial auto no-fault (personal injury protection)												
19.4 Other commercial auto liability												
21.1 Private passenger auto physical damage												
21.2 Commercial auto physical damage												
22. Aircraft (all perils)												
23. Fidelity												
24. Surety												
26. Burglary and theft												
27. Boiler and machinery												
28. Credit												
30. Warranty												
34. Aggregate write-ins for other lines of business												
35. TOTALS (a)												
DETAILS OF WRITE-INS												
3401.												
3402.												
3403.												
3498. Summary of remaining write-ins for Line 34 from overflow page												
3499. Totals (Lines 3401 thru 3403 plus 3498)(Line 34 above)												

(a) Finance and service charges not included in Lines 1 to 35 \$
(b) For health business on indicated lines report: Number of persons insured under PPO managed care products and number of persons insured under indemnity only products



ANNUAL STATEMENT FOR THE YEAR 2011 OF THE Bristol West Insurance Company

EXHIBIT OF PREMIUMS AND LOSSES (Statutory Page 14)

NAIC Group Code 0212

Direct Business in the state of Michigan

During the Year 2011

NAIC Company Code 19658

Line of Business	Gross Premiums, Including Policy and Membership Fees, Less Return Premiums and Premiums on Policies not Taken		Dividends Paid or Credited to Policyholders on Direct Business	Direct Unearned Premium Reserves	Direct Losses Paid (deducting salvage)	Direct Losses Incurred	Direct Losses Unpaid	Direct Defense and Cost Containment Expense Paid	Direct Defense and Cost Containment Expense Incurred	Direct Defense and Cost Containment Expense Unpaid	Commissions and Brokerage Expenses	Taxes, Licenses and Fees
	1 Direct Premiums Written	2 Direct Premiums Earned										
1. Fire												
2.1 Allied lines												
2.2 Multiple peril crop												
2.3 Federal flood												
3. Farmowners multiple peril												
4. Homeowners multiple peril												
5.1 Commercial multiple peril (non-liability portion)												
5.2 Commercial multiple peril (liability portion)												
6. Mortgage guaranty												
8. Ocean marine												
9. Inland marine												
10. Financial guaranty												
11. Medical professional liability												
12. Earthquake												
13. Group accident and health (b)												
14. Credit accident and health (group and individual)												
15.1 Collectively renewable accident and health (b).....												
15.2 Non-cancelable accident and health(b)												
15.3 Guaranteed renewable accident and health(b)												
15.4 Non-renewable for stated reasons only (b)												
15.5 Other accident only												
15.6 Medicare Title XVIII exempt from state taxes or fees.....												
15.7 All other accident and health (b)												
15.8 Federal employees health benefits program premium (b)												
16. Workers' compensation												
17.1 Other Liability - occurrence												
17.2 Other Liability - claims made												
17.3 Excess workers' compensation												
18. Products liability												
19.1 Private passenger auto no-fault (personal injury protection)	2,206,259	2,753,445		1,344,162	9,050,485	3,368,346	15,524,359	259,586	132,079	364,081	203,285	27,337
19.2 Other private passenger auto liability	637,740	848,379		381,954	1,226,795	318,082	672,603	111,311	60,272	118,144	102,753	8,567
19.3 Commercial auto no-fault (personal injury protection)												
19.4 Other commercial auto liability												
21.1 Private passenger auto physical damage	1,319,281	1,750,066		820,932	731,262	793,269	99,852	16,886	17,606	2,267	158,347	16,008
21.2 Commercial auto physical damage												
22. Aircraft (all perils)												
23. Fidelity												
24. Surety												
26. Burglary and theft												
27. Boiler and machinery												
28. Credit												
30. Warranty												
34. Aggregate write-ins for other lines of business												
35. TOTALS (a)	4,163,280	5,351,890		2,547,048	11,008,542	4,479,697	16,296,814	387,783	209,957	484,492	464,385	51,912
DETAILS OF WRITE-INS												
3401.												
3402.												
3403.												
3498. Summary of remaining write-ins for Line 34 from overflow page												
3499. Totals (Lines 3401 thru 3403 plus 3498)(Line 34 above)												

(a) Finance and service charges not included in Lines 1 to 35 \$239,497

(b) For health business on indicated lines report: Number of persons insured under PPO managed care products and number of persons insured under indemnity only products



ANNUAL STATEMENT FOR THE YEAR 2011 OF THE Bristol West Insurance Company

EXHIBIT OF PREMIUMS AND LOSSES (Statutory Page 14)

NAIC Group Code 0212 Direct Business in the state of Missouri During the Year 2011 NAIC Company Code 19658

Line of Business	Gross Premiums, Including Policy and Membership Fees, Less Return Premiums and Premiums on Policies not Taken		Dividends Paid or Credited to Policyholders on Direct Business	Direct Unearned Premium Reserves	Direct Losses Paid (deducting salvage)	Direct Losses Incurred	Direct Losses Unpaid	Direct Defense and Cost Containment Expense Paid	Direct Defense and Cost Containment Expense Incurred	Direct Defense and Cost Containment Expense Unpaid	Commissions and Brokerage Expenses	Taxes, Licenses and Fees
	1 Direct Premiums Written	2 Direct Premiums Earned										
1. Fire												
2.1 Allied lines												
2.2 Multiple peril crop												
2.3 Federal flood												
3. Farmowners multiple peril												
4. Homeowners multiple peril												
5.1 Commercial multiple peril (non-liability portion)												
5.2 Commercial multiple peril (liability portion)												
6. Mortgage guaranty												
8. Ocean marine												
9. Inland marine												
10. Financial guaranty												
11. Medical professional liability												
12. Earthquake												
13. Group accident and health (b)												
14. Credit accident and health (group and individual)												
15.1 Collectively renewable accident and health (b).....												
15.2 Non-cancelable accident and health(b)												
15.3 Guaranteed renewable accident and health(b)												
15.4 Non-renewable for stated reasons only (b)												
15.5 Other accident only												
15.6 Medicare Title XVIII exempt from state taxes or fees.....												
15.7 All other accident and health (b)												
15.8 Federal employees health benefits program premium (b)												
16. Workers' compensation												
17.1 Other Liability - occurrence												
17.2 Other Liability - claims made												
17.3 Excess workers' compensation												
18. Products liability												
19.1 Private passenger auto no-fault (personal injury protection)												
19.2 Other private passenger auto liability	6,347,785	6,832,451		1,558,508	4,947,611	5,222,714	3,630,203	170,630	332,947	340,545	674,172	141,979
19.3 Commercial auto no-fault (personal injury protection)												
19.4 Other commercial auto liability												
21.1 Private passenger auto physical damage	2,719,616	2,962,960		652,678	1,725,878	1,773,865	88,477	23,276	8,797	(9,178)	289,066	60,778
21.2 Commercial auto physical damage												
22. Aircraft (all perils)												
23. Fidelity												
24. Surety												
26. Burglary and theft												
27. Boiler and machinery												
28. Credit												
30. Warranty												
34. Aggregate write-ins for other lines of business												
35. TOTALS (a)	9,067,401	9,795,411		2,211,186	6,673,489	6,996,579	3,718,680	193,906	341,744	331,367	963,238	202,757
DETAILS OF WRITE-INS												
3401.												
3402.												
3403.												
3498. Summary of remaining write-ins for Line 34 from overflow page												
3499. Totals (Lines 3401 thru 3403 plus 3498)(Line 34 above)												

(a) Finance and service charges not included in Lines 1 to 35 \$555,664
(b) For health business on indicated lines report: Number of persons insured under PPO managed care products and number of persons insured under indemnity only products



ANNUAL STATEMENT FOR THE YEAR 2011 OF THE Bristol West Insurance Company

EXHIBIT OF PREMIUMS AND LOSSES (Statutory Page 14)

NAIC Group Code 0212 Direct Business in the state of Montana During the Year 2011 NAIC Company Code 19658

Line of Business	Gross Premiums, Including Policy and Membership Fees, Less Return Premiums and Premiums on Policies not Taken		Dividends Paid or Credited to Policyholders on Direct Business	Direct Unearned Premium Reserves	Direct Losses Paid (deducting salvage)	Direct Losses Incurred	Direct Losses Unpaid	Direct Defense and Cost Containment Expense Paid	Direct Defense and Cost Containment Expense Incurred	Direct Defense and Cost Containment Expense Unpaid	Commissions and Brokerage Expenses	Taxes, Licenses and Fees
	1 Direct Premiums Written	2 Direct Premiums Earned										
1. Fire												
2.1 Allied lines												
2.2 Multiple peril crop												
2.3 Federal flood												
3. Farmowners multiple peril												
4. Homeowners multiple peril												
5.1 Commercial multiple peril (non-liability portion)												
5.2 Commercial multiple peril (liability portion)												
6. Mortgage guaranty												
8. Ocean marine												
9. Inland marine												
10. Financial guaranty												
11. Medical professional liability												
12. Earthquake												
13. Group accident and health (b)												
14. Credit accident and health (group and individual)												
15.1 Collectively renewable accident and health (b).....												
15.2 Non-cancelable accident and health(b)												
15.3 Guaranteed renewable accident and health(b)												
15.4 Non-renewable for stated reasons only (b)												
15.5 Other accident only												
15.6 Medicare Title XVIII exempt from state taxes or fees.....												
15.7 All other accident and health (b)												
15.8 Federal employees health benefits program premium (b)												
16. Workers' compensation												
17.1 Other Liability - occurrence												
17.2 Other Liability - claims made												
17.3 Excess workers' compensation												
18. Products liability												
19.1 Private passenger auto no-fault (personal injury protection)												
19.2 Other private passenger auto liability	2,735,195	2,964,765		683,590	1,555,974	1,618,338	932,678	20,605	36,463	100,728	279,924	86,658
19.3 Commercial auto no-fault (personal injury protection)												
19.4 Other commercial auto liability												
21.1 Private passenger auto physical damage	1,447,939	1,493,642		402,991	1,112,844	1,135,171	126,510	4,870	4,607	(889)	159,281	46,279
21.2 Commercial auto physical damage												
22. Aircraft (all perils)												
23. Fidelity												
24. Surety												
26. Burglary and theft												
27. Boiler and machinery												
28. Credit												
30. Warranty												
34. Aggregate write-ins for other lines of business												
35. TOTALS (a)	4,183,134	4,458,407		1,086,581	2,668,818	2,753,509	1,059,188	25,475	41,070	99,839	439,205	132,937
DETAILS OF WRITE-INS												
3401.												
3402.												
3403.												
3498. Summary of remaining write-ins for Line 34 from overflow page												
3499. Totals (Lines 3401 thru 3403 plus 3498)(Line 34 above)												

(a) Finance and service charges not included in Lines 1 to 35 \$160,424
(b) For health business on indicated lines report: Number of persons insured under PPO managed care products and number of persons insured under indemnity only products



ANNUAL STATEMENT FOR THE YEAR 2011 OF THE Bristol West Insurance Company

EXHIBIT OF PREMIUMS AND LOSSES (Statutory Page 14)

NAIC Group Code 0212		Direct Business in the state of Nebraska		During the Year 2011		NAIC Company Code 19658							
Line of Business		Gross Premiums, Including Policy and Membership Fees, Less Return Premiums and Premiums on Policies not Taken		3 Dividends Paid or Credited to Policyholders on Direct Business	4 Direct Unearned Premium Reserves	5 Direct Losses Paid (deducting salvage)	6 Direct Losses Incurred	7 Direct Losses Unpaid	8 Direct Defense and Cost Containment Expense Paid	9 Direct Defense and Cost Containment Expense Incurred	10 Direct Defense and Cost Containment Expense Unpaid	11 Commissions and Brokerage Expenses	12 Taxes, Licenses and Fees
		1 Direct Premiums Written	2 Direct Premiums Earned										
1.	Fire												
2.1	Allied lines												
2.2	Multiple peril crop												
2.3	Federal flood												
3.	Farmowners multiple peril												
4.	Homeowners multiple peril												
5.1	Commercial multiple peril (non-liability portion)												
5.2	Commercial multiple peril (liability portion)												
6.	Mortgage guaranty												
8.	Ocean marine												
9.	Inland marine												
10.	Financial guaranty												
11.	Medical professional liability												
12.	Earthquake												
13.	Group accident and health (b)												
14.	Credit accident and health (group and individual)												
15.1	Collectively renewable accident and health (b).....												
15.2	Non-cancelable accident and health(b)												
15.3	Guaranteed renewable accident and health(b)												
15.4	Non-renewable for stated reasons only (b)												
15.5	Other accident only												
15.6	Medicare Title XVIII exempt from state taxes or fees.....												
15.7	All other accident and health (b)												
15.8	Federal employees health benefits program premium (b)												
16.	Workers' compensation												
17.1	Other Liability - occurrence												
17.2	Other Liability - claims made												
17.3	Excess workers' compensation												
18.	Products liability												
19.1	Private passenger auto no-fault (personal injury protection)												
19.2	Other private passenger auto liability	4,195,769	4,650,714		968,866	3,835,072	3,309,445	3,188,992	113,475	255,128	285,554	436,839	77,675
19.3	Commercial auto no-fault (personal injury protection)												
19.4	Other commercial auto liability												
21.1	Private passenger auto physical damage	1,532,052	1,685,861		378,079	1,176,276	1,202,653	66,980	10,506	963	(4,949)	166,564	27,580
21.2	Commercial auto physical damage												
22.	Aircraft (all perils)												
23.	Fidelity												
24.	Surety												
26.	Burglary and theft												
27.	Boiler and machinery												
28.	Credit												
30.	Warranty												
34.	Aggregate write-ins for other lines of business												
35.	TOTALS (a)	5,727,821	6,336,575		1,346,945	5,011,348	4,512,098	3,255,972	123,981	256,091	280,605	603,403	105,255
DETAILS OF WRITE-INS													
3401.												
3402.												
3403.												
3498.	Summary of remaining write-ins for Line 34 from overflow page												
3499.	Totals (Lines 3401 thru 3403 plus 3498)(Line 34 above)												

(a) Finance and service charges not included in Lines 1 to 35 \$156,423
(b) For health business on indicated lines report: Number of persons insured under PPO managed care products and number of persons insured under indemnity only products



ANNUAL STATEMENT FOR THE YEAR 2011 OF THE Bristol West Insurance Company

EXHIBIT OF PREMIUMS AND LOSSES (Statutory Page 14)

NAIC Group Code 0212 Direct Business in the state of New Hampshire During the Year 2011 NAIC Company Code 19658

Line of Business	Gross Premiums, Including Policy and Membership Fees, Less Return Premiums and Premiums on Policies not Taken		Dividends Paid or Credited to Policyholders on Direct Business	Direct Unearned Premium Reserves	Direct Losses Paid (deducting salvage)	Direct Losses Incurred	Direct Losses Unpaid	Direct Defense and Cost Containment Expense Paid	Direct Defense and Cost Containment Expense Incurred	Direct Defense and Cost Containment Expense Unpaid	Commissions and Brokerage Expenses	Taxes, Licenses and Fees
	1 Direct Premiums Written	2 Direct Premiums Earned										
1. Fire												
2.1 Allied lines												
2.2 Multiple peril crop												
2.3 Federal flood												
3. Farmowners multiple peril												
4. Homeowners multiple peril												
5.1 Commercial multiple peril (non-liability portion)												
5.2 Commercial multiple peril (liability portion)												
6. Mortgage guaranty												
8. Ocean marine												
9. Inland marine												
10. Financial guaranty												
11. Medical professional liability												
12. Earthquake												
13. Group accident and health (b)												
14. Credit accident and health (group and individual)												
15.1 Collectively renewable accident and health (b).....												
15.2 Non-cancelable accident and health(b)												
15.3 Guaranteed renewable accident and health(b)												
15.4 Non-renewable for stated reasons only (b)												
15.5 Other accident only												
15.6 Medicare Title XVIII exempt from state taxes or fees.....												
15.7 All other accident and health (b)												
15.8 Federal employees health benefits program premium (b)												
16. Workers' compensation												
17.1 Other Liability - occurrence												
17.2 Other Liability - claims made												
17.3 Excess workers' compensation												
18. Products liability												
19.1 Private passenger auto no-fault (personal injury protection)												
19.2 Other private passenger auto liability	2,324,998	2,612,627		826,781	2,340,299	1,893,958	1,712,367	107,213	100,502	117,388	399,098	35,797
19.3 Commercial auto no-fault (personal injury protection)												
19.4 Other commercial auto liability												
21.1 Private passenger auto physical damage	1,642,670	1,817,950		584,204	1,006,437	1,071,984	40,047	28,908	(4,493)	(22,620)	198,604	24,344
21.2 Commercial auto physical damage												
22. Aircraft (all perils)												
23. Fidelity												
24. Surety												
26. Burglary and theft												
27. Boiler and machinery												
28. Credit												
30. Warranty												
34. Aggregate write-ins for other lines of business												
35. TOTALS (a)	3,967,668	4,430,577		1,410,985	3,346,736	2,965,942	1,752,414	136,121	96,009	94,768	597,702	60,141
DETAILS OF WRITE-INS												
3401.												
3402.												
3403.												
3498. Summary of remaining write-ins for Line 34 from overflow page												
3499. Totals (Lines 3401 thru 3403 plus 3498)(Line 34 above)												

(a) Finance and service charges not included in Lines 1 to 35 \$222,855
(b) For health business on indicated lines report: Number of persons insured under PPO managed care products and number of persons insured under indemnity only products



ANNUAL STATEMENT FOR THE YEAR 2011 OF THE Bristol West Insurance Company

EXHIBIT OF PREMIUMS AND LOSSES (Statutory Page 14)

NAIC Group Code 0212 Direct Business in the state of New Mexico During the Year 2011 NAIC Company Code 19658

Line of Business	Gross Premiums, Including Policy and Membership Fees, Less Return Premiums and Premiums on Policies not Taken		Dividends Paid or Credited to Policyholders on Direct Business	Direct Unearned Premium Reserves	Direct Losses Paid (deducting salvage)	Direct Losses Incurred	Direct Losses Unpaid	Direct Defense and Cost Containment Expense Paid	Direct Defense and Cost Containment Expense Incurred	Direct Defense and Cost Containment Expense Unpaid	Commissions and Brokerage Expenses	Taxes, Licenses and Fees
	1 Direct Premiums Written	2 Direct Premiums Earned										
1. Fire												
2.1 Allied lines												
2.2 Multiple peril crop												
2.3 Federal flood												
3. Farmowners multiple peril												
4. Homeowners multiple peril												
5.1 Commercial multiple peril (non-liability portion)												
5.2 Commercial multiple peril (liability portion)												
6. Mortgage guaranty												
8. Ocean marine												
9. Inland marine												
10. Financial guaranty												
11. Medical professional liability												
12. Earthquake												
13. Group accident and health (b)												
14. Credit accident and health (group and individual)												
15.1 Collectively renewable accident and health (b).....												
15.2 Non-cancelable accident and health(b)												
15.3 Guaranteed renewable accident and health(b)												
15.4 Non-renewable for stated reasons only (b)												
15.5 Other accident only												
15.6 Medicare Title XVIII exempt from state taxes or fees.....												
15.7 All other accident and health (b)												
15.8 Federal employees health benefits program premium (b)												
16. Workers' compensation												
17.1 Other Liability - occurrence												
17.2 Other Liability - claims made												
17.3 Excess workers' compensation												
18. Products liability												
19.1 Private passenger auto no-fault (personal injury protection)												
19.2 Other private passenger auto liability	3,609,316	4,110,239		862,937	2,492,613	2,759,278	2,444,148	109,324	125,273	173,372	380,969	139,265
19.3 Commercial auto no-fault (personal injury protection)												
19.4 Other commercial auto liability												
21.1 Private passenger auto physical damage	1,685,833	1,913,548		400,793	636,015	614,415	40,021	10,275	646	(7,237)	178,192	64,728
21.2 Commercial auto physical damage												
22. Aircraft (all perils)												
23. Fidelity												
24. Surety												
26. Burglary and theft												
27. Boiler and machinery												
28. Credit												
30. Warranty												
34. Aggregate write-ins for other lines of business												
35. TOTALS (a)	5,295,149	6,023,787		1,263,730	3,128,628	3,373,693	2,484,169	119,599	125,919	166,135	559,161	203,993
DETAILS OF WRITE-INS												
3401.												
3402.												
3403.												
3498. Summary of remaining write-ins for Line 34 from overflow page												
3499. Totals (Lines 3401 thru 3403 plus 3498)(Line 34 above)												

(a) Finance and service charges not included in Lines 1 to 35 \$253,729
(b) For health business on indicated lines report: Number of persons insured under PPO managed care products and number of persons insured under indemnity only products



ANNUAL STATEMENT FOR THE YEAR 2011 OF THE Bristol West Insurance Company

EXHIBIT OF PREMIUMS AND LOSSES (Statutory Page 14)

NAIC Group Code 0212

Direct Business in the state of North Dakota

During the Year 2011

NAIC Company Code 19658

Line of Business	Gross Premiums, Including Policy and Membership Fees, Less Return Premiums and Premiums on Policies not Taken		Dividends Paid or Credited to Policyholders on Direct Business	Direct Unearned Premium Reserves	Direct Losses Paid (deducting salvage)	Direct Losses Incurred	Direct Losses Unpaid	Direct Defense and Cost Containment Expense Paid	Direct Defense and Cost Containment Expense Incurred	Direct Defense and Cost Containment Expense Unpaid	Commissions and Brokerage Expenses	Taxes, Licenses and Fees
	1 Direct Premiums Written	2 Direct Premiums Earned										
1. Fire												
2.1 Allied lines												
2.2 Multiple peril crop												
2.3 Federal flood												
3. Farmowners multiple peril												
4. Homeowners multiple peril												
5.1 Commercial multiple peril (non-liability portion)												
5.2 Commercial multiple peril (liability portion)												
6. Mortgage guaranty												
8. Ocean marine												
9. Inland marine												
10. Financial guaranty												
11. Medical professional liability												
12. Earthquake												
13. Group accident and health (b)												
14. Credit accident and health (group and individual)												
15.1 Collectively renewable accident and health (b).....												
15.2 Non-cancelable accident and health(b)												
15.3 Guaranteed renewable accident and health(b)												
15.4 Non-renewable for stated reasons only (b)												
15.5 Other accident only												
15.6 Medicare Title XVIII exempt from state taxes or fees.....												
15.7 All other accident and health (b)												
15.8 Federal employees health benefits program premium (b)												
16. Workers' compensation												
17.1 Other Liability - occurrence												
17.2 Other Liability - claims made												
17.3 Excess workers' compensation												
18. Products liability												
19.1 Private passenger auto no-fault (personal injury protection)	217,339	216,382		56,198	59,435	34,713	24,441	20	(2,056)	1,867	24,117	4,664
19.2 Other private passenger auto liability	636,977	631,425		148,965	259,978	277,616	263,057	2,827	6,802	18,727	64,484	13,726
19.3 Commercial auto no-fault (personal injury protection)												
19.4 Other commercial auto liability												
21.1 Private passenger auto physical damage	568,949	560,757		142,043	383,257	393,726	31,843	6,819	(185)	(6,350)	62,968	12,157
21.2 Commercial auto physical damage												
22. Aircraft (all perils)												
23. Fidelity												
24. Surety												
26. Burglary and theft												
27. Boiler and machinery												
28. Credit												
30. Warranty												
34. Aggregate write-ins for other lines of business												
35. TOTALS (a)	1,423,265	1,408,564		347,206	702,670	706,055	319,341	9,666	4,561	14,244	151,569	30,547
DETAILS OF WRITE-INS												
3401.												
3402.												
3403.												
3498. Summary of remaining write-ins for Line 34 from overflow page												
3499. Totals (Lines 3401 thru 3403 plus 3498)(Line 34 above)												

(a) Finance and service charges not included in Lines 1 to 35 \$ 57,635

(b) For health business on indicated lines report: Number of persons insured under PPO managed care products and number of persons insured under indemnity only products



ANNUAL STATEMENT FOR THE YEAR 2011 OF THE Bristol West Insurance Company

EXHIBIT OF PREMIUMS AND LOSSES (Statutory Page 14)

NAIC Group Code 0212 Direct Business in the state of Ohio During the Year 2011 NAIC Company Code 19658

Line of Business	Gross Premiums, Including Policy and Membership Fees, Less Return Premiums and Premiums on Policies not Taken		Dividends Paid or Credited to Policyholders on Direct Business	Direct Unearned Premium Reserves	Direct Losses Paid (deducting salvage)	Direct Losses Incurred	Direct Losses Unpaid	Direct Defense and Cost Containment Expense Paid	Direct Defense and Cost Containment Expense Incurred	Direct Defense and Cost Containment Expense Unpaid	Commissions and Brokerage Expenses	Taxes, Licenses and Fees
	1 Direct Premiums Written	2 Direct Premiums Earned										
1. Fire												
2.1 Allied lines												
2.2 Multiple peril crop												
2.3 Federal flood												
3. Farmowners multiple peril												
4. Homeowners multiple peril												
5.1 Commercial multiple peril (non-liability portion)												
5.2 Commercial multiple peril (liability portion)												
6. Mortgage guaranty												
8. Ocean marine												
9. Inland marine												
10. Financial guaranty												
11. Medical professional liability												
12. Earthquake												
13. Group accident and health (b)												
14. Credit accident and health (group and individual)												
15.1 Collectively renewable accident and health (b).....												
15.2 Non-cancelable accident and health(b)												
15.3 Guaranteed renewable accident and health(b)												
15.4 Non-renewable for stated reasons only (b)												
15.5 Other accident only												
15.6 Medicare Title XVIII exempt from state taxes or fees.....												
15.7 All other accident and health (b)												
15.8 Federal employees health benefits program premium (b)												
16. Workers' compensation												
17.1 Other Liability - occurrence												
17.2 Other Liability - claims made												
17.3 Excess workers' compensation												
18. Products liability												
19.1 Private passenger auto no-fault (personal injury protection)												
19.2 Other private passenger auto liability	3,946,454	3,975,856		1,094,622	2,322,172	2,176,427	2,128,057	62,512	137,735	108,412	434,876	120,031
19.3 Commercial auto no-fault (personal injury protection)												
19.4 Other commercial auto liability												
21.1 Private passenger auto physical damage	2,582,162	2,535,483		736,541	1,589,895	1,699,817	159,045	12,629	4,365	145	291,469	78,816
21.2 Commercial auto physical damage												
22. Aircraft (all perils)												
23. Fidelity												
24. Surety												
26. Burglary and theft												
27. Boiler and machinery												
28. Credit												
30. Warranty												
34. Aggregate write-ins for other lines of business												
35. TOTALS (a)	6,528,616	6,511,339		1,831,163	3,912,067	3,876,244	2,287,102	75,141	142,100	108,557	726,345	198,847
DETAILS OF WRITE-INS												
3401.												
3402.												
3403.												
3498. Summary of remaining write-ins for Line 34 from overflow page												
3499. Totals (Lines 3401 thru 3403 plus 3498)(Line 34 above)												

(a) Finance and service charges not included in Lines 1 to 35 \$467,788

(b) For health business on indicated lines report: Number of persons insured under PPO managed care products and number of persons insured under indemnity only products



ANNUAL STATEMENT FOR THE YEAR 2011 OF THE Bristol West Insurance Company

EXHIBIT OF PREMIUMS AND LOSSES (Statutory Page 14)

NAIC Group Code 0212 Direct Business in the state of Oklahoma During the Year 2011 NAIC Company Code 19658

Line of Business	Gross Premiums, Including Policy and Membership Fees, Less Return Premiums and Premiums on Policies not Taken		Dividends Paid or Credited to Policyholders on Direct Business	Direct Unearned Premium Reserves	Direct Losses Paid (deducting salvage)	Direct Losses Incurred	Direct Losses Unpaid	Direct Defense and Cost Containment Expense Paid	Direct Defense and Cost Containment Expense Incurred	Direct Defense and Cost Containment Expense Unpaid	Commissions and Brokerage Expenses	Taxes, Licenses and Fees
	1 Direct Premiums Written	2 Direct Premiums Earned										
1. Fire												
2.1 Allied lines												
2.2 Multiple peril crop												
2.3 Federal flood												
3. Farmowners multiple peril												
4. Homeowners multiple peril												
5.1 Commercial multiple peril (non-liability portion)												
5.2 Commercial multiple peril (liability portion)												
6. Mortgage guaranty												
8. Ocean marine												
9. Inland marine												
10. Financial guaranty												
11. Medical professional liability												
12. Earthquake												
13. Group accident and health (b)												
14. Credit accident and health (group and individual)												
15.1 Collectively renewable accident and health (b).....												
15.2 Non-cancelable accident and health(b)												
15.3 Guaranteed renewable accident and health(b)												
15.4 Non-renewable for stated reasons only (b)												
15.5 Other accident only												
15.6 Medicare Title XVIII exempt from state taxes or fees.....												
15.7 All other accident and health (b)												
15.8 Federal employees health benefits program premium (b)												
16. Workers' compensation												
17.1 Other Liability - occurrence												
17.2 Other Liability - claims made												
17.3 Excess workers' compensation												
18. Products liability												
19.1 Private passenger auto no-fault (personal injury protection)												
19.2 Other private passenger auto liability	6,158,093	6,539,476		1,553,767	5,482,859	4,774,999	3,838,693	224,124	394,545	374,572	615,898	183,335
19.3 Commercial auto no-fault (personal injury protection)												
19.4 Other commercial auto liability												
21.1 Private passenger auto physical damage	3,513,580	3,717,429		935,142	2,441,007	2,507,931	97,141	24,251	20,042	(10,769)	372,443	104,891
21.2 Commercial auto physical damage												
22. Aircraft (all perils)												
23. Fidelity												
24. Surety												
26. Burglary and theft												
27. Boiler and machinery												
28. Credit												
30. Warranty												
34. Aggregate write-ins for other lines of business												
35. TOTALS (a)	9,671,673	10,256,905		2,488,909	7,923,866	7,282,930	3,935,834	248,375	414,587	363,803	988,341	288,226
DETAILS OF WRITE-INS												
3401.												
3402.												
3403.												
3498. Summary of remaining write-ins for Line 34 from overflow page												
3499. Totals (Lines 3401 thru 3403 plus 3498)(Line 34 above)												

(a) Finance and service charges not included in Lines 1 to 35 \$445,097
(b) For health business on indicated lines report: Number of persons insured under PPO managed care products and number of persons insured under indemnity only products



ANNUAL STATEMENT FOR THE YEAR 2011 OF THE Bristol West Insurance Company

EXHIBIT OF PREMIUMS AND LOSSES (Statutory Page 14)

NAIC Group Code 0212

Direct Business in the state of Oregon

During the Year 2011

NAIC Company Code 19658

Line of Business	Gross Premiums, Including Policy and Membership Fees, Less Return Premiums and Premiums on Policies not Taken		Dividends Paid or Credited to Policyholders on Direct Business	Direct Unearned Premium Reserves	Direct Losses Paid (deducting salvage)	Direct Losses Incurred	Direct Losses Unpaid	Direct Defense and Cost Containment Expense Paid	Direct Defense and Cost Containment Expense Incurred	Direct Defense and Cost Containment Expense Unpaid	Commissions and Brokerage Expenses	Taxes, Licenses and Fees
	1 Direct Premiums Written	2 Direct Premiums Earned										
1. Fire												
2.1 Allied lines												
2.2 Multiple peril crop												
2.3 Federal flood												
3. Farmowners multiple peril												
4. Homeowners multiple peril												
5.1 Commercial multiple peril (non-liability portion)												
5.2 Commercial multiple peril (liability portion)												
6. Mortgage guaranty												
8. Ocean marine												
9. Inland marine												
10. Financial guaranty												
11. Medical professional liability												
12. Earthquake												
13. Group accident and health (b)												
14. Credit accident and health (group and individual)												
15.1 Collectively renewable accident and health (b).....												
15.2 Non-cancelable accident and health(b)												
15.3 Guaranteed renewable accident and health(b)												
15.4 Non-renewable for stated reasons only (b)												
15.5 Other accident only												
15.6 Medicare Title XVIII exempt from state taxes or fees.....												
15.7 All other accident and health (b)												
15.8 Federal employees health benefits program premium (b)												
16. Workers' compensation												
17.1 Other Liability - occurrence												
17.2 Other Liability - claims made												
17.3 Excess workers' compensation												
18. Products liability												
19.1 Private passenger auto no-fault (personal injury protection)												
19.2 Other private passenger auto liability												
19.3 Commercial auto no-fault (personal injury protection)												
19.4 Other commercial auto liability												
21.1 Private passenger auto physical damage												
21.2 Commercial auto physical damage												
22. Aircraft (all perils)												
23. Fidelity												
24. Surety												
26. Burglary and theft												
27. Boiler and machinery												
28. Credit												
30. Warranty												
34. Aggregate write-ins for other lines of business												
35. TOTALS (a)												
DETAILS OF WRITE-INS												
3401.												
3402.												
3403.												
3498. Summary of remaining write-ins for Line 34 from overflow page												
3499. Totals (Lines 3401 thru 3403 plus 3498)(Line 34 above)												

(a) Finance and service charges not included in Lines 1 to 35 \$

(b) For health business on indicated lines report: Number of persons insured under PPO managed care products and number of persons insured under indemnity only products



ANNUAL STATEMENT FOR THE YEAR 2011 OF THE Bristol West Insurance Company

EXHIBIT OF PREMIUMS AND LOSSES (Statutory Page 14)

NAIC Group Code 0212 Direct Business in the state of Pennsylvania During the Year 2011 NAIC Company Code 19658

Line of Business	Gross Premiums, Including Policy and Membership Fees, Less Return Premiums and Premiums on Policies not Taken		Dividends Paid or Credited to Policyholders on Direct Business	Direct Unearned Premium Reserves	Direct Losses Paid (deducting salvage)	Direct Losses Incurred	Direct Losses Unpaid	Direct Defense and Cost Containment Expense Paid	Direct Defense and Cost Containment Expense Incurred	Direct Defense and Cost Containment Expense Unpaid	Commissions and Brokerage Expenses	Taxes, Licenses and Fees
	1 Direct Premiums Written	2 Direct Premiums Earned										
1. Fire												
2.1 Allied lines												
2.2 Multiple peril crop												
2.3 Federal flood												
3. Farmowners multiple peril												
4. Homeowners multiple peril												
5.1 Commercial multiple peril (non-liability portion)												
5.2 Commercial multiple peril (liability portion)												
6. Mortgage guaranty												
8. Ocean marine												
9. Inland marine												
10. Financial guaranty												
11. Medical professional liability												
12. Earthquake												
13. Group accident and health (b)												
14. Credit accident and health (group and individual)												
15.1 Collectively renewable accident and health (b).....												
15.2 Non-cancelable accident and health(b)												
15.3 Guaranteed renewable accident and health(b)												
15.4 Non-renewable for stated reasons only (b)												
15.5 Other accident only												
15.6 Medicare Title XVIII exempt from state taxes or fees.....												
15.7 All other accident and health (b)												
15.8 Federal employees health benefits program premium (b)												
16. Workers' compensation												
17.1 Other Liability - occurrence												
17.2 Other Liability - claims made												
17.3 Excess workers' compensation												
18. Products liability												
19.1 Private passenger auto no-fault (personal injury protection)	3,946,770	3,274,454		1,418,444	1,896,271	2,130,538	1,318,704	52,206	(74,940)	356,273	456,780	100,141
19.2 Other private passenger auto liability	14,811,943	12,890,479		4,794,261	6,809,224	8,400,633	7,932,981	571,982	883,883	1,046,594	1,596,875	388,794
19.3 Commercial auto no-fault (personal injury protection)												
19.4 Other commercial auto liability												
21.1 Private passenger auto physical damage	7,013,689	5,802,519		2,531,171	4,162,251	4,389,746	207,995	35,413	(4,018)	(52,020)	806,114	177,760
21.2 Commercial auto physical damage												
22. Aircraft (all perils)												
23. Fidelity												
24. Surety												
26. Burglary and theft												
27. Boiler and machinery												
28. Credit												
30. Warranty												
34. Aggregate write-ins for other lines of business												
35. TOTALS (a)	25,772,402	21,967,452		8,743,876	12,867,746	14,920,917	9,459,680	659,601	804,925	1,350,847	2,859,769	666,695
DETAILS OF WRITE-INS												
3401.												
3402.												
3403.												
3498. Summary of remaining write-ins for Line 34 from overflow page												
3499. Totals (Lines 3401 thru 3403 plus 3498)(Line 34 above)												

(a) Finance and service charges not included in Lines 1 to 35 \$1,559,732
(b) For health business on indicated lines report: Number of persons insured under PPO managed care products and number of persons insured under indemnity only products



ANNUAL STATEMENT FOR THE YEAR 2011 OF THE Bristol West Insurance Company

EXHIBIT OF PREMIUMS AND LOSSES (Statutory Page 14)

NAIC Group Code 0212

Direct Business in the state of Rhode Island

During the Year 2011

NAIC Company Code 19658

Line of Business	Gross Premiums, Including Policy and Membership Fees, Less Return Premiums and Premiums on Policies not Taken		Dividends Paid or Credited to Policyholders on Direct Business	Direct Unearned Premium Reserves	Direct Losses Paid (deducting salvage)	Direct Losses Incurred	Direct Losses Unpaid	Direct Defense and Cost Containment Expense Paid	Direct Defense and Cost Containment Expense Incurred	Direct Defense and Cost Containment Expense Unpaid	Commissions and Brokerage Expenses	Taxes, Licenses and Fees
	1 Direct Premiums Written	2 Direct Premiums Earned										
1. Fire												
2.1 Allied lines												
2.2 Multiple peril crop												
2.3 Federal flood												
3. Farmowners multiple peril												
4. Homeowners multiple peril												
5.1 Commercial multiple peril (non-liability portion)												
5.2 Commercial multiple peril (liability portion)												
6. Mortgage guaranty												
8. Ocean marine												
9. Inland marine												
10. Financial guaranty												
11. Medical professional liability												
12. Earthquake												
13. Group accident and health (b)												
14. Credit accident and health (group and individual)												
15.1 Collectively renewable accident and health (b).....												
15.2 Non-cancelable accident and health(b)												
15.3 Guaranteed renewable accident and health(b)												
15.4 Non-renewable for stated reasons only (b)												
15.5 Other accident only												
15.6 Medicare Title XVIII exempt from state taxes or fees.....												
15.7 All other accident and health (b)												
15.8 Federal employees health benefits program premium (b)												
16. Workers' compensation												
17.1 Other Liability - occurrence												
17.2 Other Liability - claims made												
17.3 Excess workers' compensation												
18. Products liability												
19.1 Private passenger auto no-fault (personal injury protection)												
19.2 Other private passenger auto liability												
19.3 Commercial auto no-fault (personal injury protection)												
19.4 Other commercial auto liability												
21.1 Private passenger auto physical damage												
21.2 Commercial auto physical damage												
22. Aircraft (all perils)												
23. Fidelity												
24. Surety												
26. Burglary and theft												
27. Boiler and machinery												
28. Credit												
30. Warranty												
34. Aggregate write-ins for other lines of business												
35. TOTALS (a)												
DETAILS OF WRITE-INS												
3401.												
3402.												
3403.												
3498. Summary of remaining write-ins for Line 34 from overflow page												
3499. Totals (Lines 3401 thru 3403 plus 3498)(Line 34 above)												

(a) Finance and service charges not included in Lines 1 to 35 \$

(b) For health business on indicated lines report: Number of persons insured under PPO managed care products and number of persons insured under indemnity only products



ANNUAL STATEMENT FOR THE YEAR 2011 OF THE Bristol West Insurance Company

EXHIBIT OF PREMIUMS AND LOSSES (Statutory Page 14)

NAIC Group Code 0212 Direct Business in the state of South Carolina During the Year 2011 NAIC Company Code 19658

Line of Business	Gross Premiums, Including Policy and Membership Fees, Less Return Premiums and Premiums on Policies not Taken		Dividends Paid or Credited to Policyholders on Direct Business	Direct Unearned Premium Reserves	Direct Losses Paid (deducting salvage)	Direct Losses Incurred	Direct Losses Unpaid	Direct Defense and Cost Containment Expense Paid	Direct Defense and Cost Containment Expense Incurred	Direct Defense and Cost Containment Expense Unpaid	Commissions and Brokerage Expenses	Taxes, Licenses and Fees
	1 Direct Premiums Written	2 Direct Premiums Earned										
1. Fire												
2.1 Allied lines												
2.2 Multiple peril crop												
2.3 Federal flood												
3. Farmowners multiple peril												
4. Homeowners multiple peril												
5.1 Commercial multiple peril (non-liability portion)												
5.2 Commercial multiple peril (liability portion)												
6. Mortgage guaranty												
8. Ocean marine												
9. Inland marine												
10. Financial guaranty												
11. Medical professional liability												
12. Earthquake												
13. Group accident and health (b)												
14. Credit accident and health (group and individual)												
15.1 Collectively renewable accident and health (b).....												
15.2 Non-cancelable accident and health(b)												
15.3 Guaranteed renewable accident and health(b)												
15.4 Non-renewable for stated reasons only (b)												
15.5 Other accident only												
15.6 Medicare Title XVIII exempt from state taxes or fees.....												
15.7 All other accident and health (b)												
15.8 Federal employees health benefits program premium (b)												
16. Workers' compensation												
17.1 Other Liability - occurrence												
17.2 Other Liability - claims made												
17.3 Excess workers' compensation												
18. Products liability												
19.1 Private passenger auto no-fault (personal injury protection)												
19.2 Other private passenger auto liability	10,204,318	9,624,761		3,135,454	6,038,691	5,456,241	4,691,145	224,839	171,603	501,096	1,142,434	363,668
19.3 Commercial auto no-fault (personal injury protection)												
19.4 Other commercial auto liability												
21.1 Private passenger auto physical damage	3,979,819	3,927,041		1,135,207	2,762,439	2,907,217	292,995	18,316	27,162	38,025	447,803	139,139
21.2 Commercial auto physical damage												
22. Aircraft (all perils)												
23. Fidelity												
24. Surety												
26. Burglary and theft												
27. Boiler and machinery												
28. Credit												
30. Warranty												
34. Aggregate write-ins for other lines of business												
35. TOTALS (a)	14,184,137	13,551,802		4,270,661	8,801,130	8,363,458	4,984,140	243,155	198,765	539,121	1,590,237	502,807
DETAILS OF WRITE-INS												
3401.												
3402.												
3403.												
3498. Summary of remaining write-ins for Line 34 from overflow page												
3499. Totals (Lines 3401 thru 3403 plus 3498)(Line 34 above)												

(a) Finance and service charges not included in Lines 1 to 35 \$903,759
(b) For health business on indicated lines report: Number of persons insured under PPO managed care products and number of persons insured under indemnity only products



ANNUAL STATEMENT FOR THE YEAR 2011 OF THE Bristol West Insurance Company

EXHIBIT OF PREMIUMS AND LOSSES (Statutory Page 14)

NAIC Group Code 0212 Direct Business in the state of South Dakota During the Year 2011 NAIC Company Code 19658

Line of Business	Gross Premiums, Including Policy and Membership Fees, Less Return Premiums and Premiums on Policies not Taken		Dividends Paid or Credited to Policyholders on Direct Business	Direct Unearned Premium Reserves	Direct Losses Paid (deducting salvage)	Direct Losses Incurred	Direct Losses Unpaid	Direct Defense and Cost Containment Expense Paid	Direct Defense and Cost Containment Expense Incurred	Direct Defense and Cost Containment Expense Unpaid	Commissions and Brokerage Expenses	Taxes, Licenses and Fees
	1 Direct Premiums Written	2 Direct Premiums Earned										
1. Fire												
2.1 Allied lines												
2.2 Multiple peril crop												
2.3 Federal flood												
3. Farmowners multiple peril												
4. Homeowners multiple peril												
5.1 Commercial multiple peril (non-liability portion)												
5.2 Commercial multiple peril (liability portion)												
6. Mortgage guaranty												
8. Ocean marine												
9. Inland marine												
10. Financial guaranty												
11. Medical professional liability												
12. Earthquake												
13. Group accident and health (b)												
14. Credit accident and health (group and individual)												
15.1 Collectively renewable accident and health (b).....												
15.2 Non-cancelable accident and health(b)												
15.3 Guaranteed renewable accident and health(b)												
15.4 Non-renewable for stated reasons only (b)												
15.5 Other accident only												
15.6 Medicare Title XVIII exempt from state taxes or fees.....												
15.7 All other accident and health (b)												
15.8 Federal employees health benefits program premium (b)												
16. Workers' compensation												
17.1 Other Liability - occurrence												
17.2 Other Liability - claims made												
17.3 Excess workers' compensation												
18. Products liability												
19.1 Private passenger auto no-fault (personal injury protection)	561	677		112	3,000		(3,000)				60	31
19.2 Other private passenger auto liability	533,561	557,708		135,307	223,190	363,995	327,668	5,948	7,749	8,234	52,271	18,427
19.3 Commercial auto no-fault (personal injury protection)												
19.4 Other commercial auto liability												
21.1 Private passenger auto physical damage	330,011	337,401		80,576	287,513	293,255	25,423	1,204	(24)	(1,394)	34,389	11,104
21.2 Commercial auto physical damage												
22. Aircraft (all perils)												
23. Fidelity												
24. Surety												
26. Burglary and theft												
27. Boiler and machinery												
28. Credit												
30. Warranty												
34. Aggregate write-ins for other lines of business												
35. TOTALS (a)	864,133	895,786		215,995	513,703	657,250	350,091	7,152	7,725	6,840	86,720	29,562
DETAILS OF WRITE-INS												
3401.												
3402.												
3403.												
3498. Summary of remaining write-ins for Line 34 from overflow page												
3499. Totals (Lines 3401 thru 3403 plus 3498)(Line 34 above)												

(a) Finance and service charges not included in Lines 1 to 35 \$44,862
(b) For health business on indicated lines report: Number of persons insured under PPO managed care products and number of persons insured under indemnity only products



ANNUAL STATEMENT FOR THE YEAR 2011 OF THE Bristol West Insurance Company

EXHIBIT OF PREMIUMS AND LOSSES (Statutory Page 14)

NAIC Group Code 0212 Direct Business in the state of Tennessee During the Year 2011 NAIC Company Code 19658

Line of Business	Gross Premiums, Including Policy and Membership Fees, Less Return Premiums and Premiums on Policies not Taken		Dividends Paid or Credited to Policyholders on Direct Business	Direct Unearned Premium Reserves	Direct Losses Paid (deducting salvage)	Direct Losses Incurred	Direct Losses Unpaid	Direct Defense and Cost Containment Expense Paid	Direct Defense and Cost Containment Expense Incurred	Direct Defense and Cost Containment Expense Unpaid	Commissions and Brokerage Expenses	Taxes, Licenses and Fees
	1 Direct Premiums Written	2 Direct Premiums Earned										
1. Fire												
2.1 Allied lines												
2.2 Multiple peril crop												
2.3 Federal flood												
3. Farmowners multiple peril												
4. Homeowners multiple peril												
5.1 Commercial multiple peril (non-liability portion)												
5.2 Commercial multiple peril (liability portion)												
6. Mortgage guaranty												
8. Ocean marine												
9. Inland marine												
10. Financial guaranty												
11. Medical professional liability												
12. Earthquake												
13. Group accident and health (b)												
14. Credit accident and health (group and individual)												
15.1 Collectively renewable accident and health (b).....												
15.2 Non-cancelable accident and health(b)												
15.3 Guaranteed renewable accident and health(b)												
15.4 Non-renewable for stated reasons only (b)												
15.5 Other accident only												
15.6 Medicare Title XVIII exempt from state taxes or fees.....												
15.7 All other accident and health (b)												
15.8 Federal employees health benefits program premium (b)												
16. Workers' compensation												
17.1 Other Liability - occurrence												
17.2 Other Liability - claims made												
17.3 Excess workers' compensation												
18. Products liability												
19.1 Private passenger auto no-fault (personal injury protection)												
19.2 Other private passenger auto liability												
19.3 Commercial auto no-fault (personal injury protection)												
19.4 Other commercial auto liability												
21.1 Private passenger auto physical damage												
21.2 Commercial auto physical damage												
22. Aircraft (all perils)												
23. Fidelity												
24. Surety												
26. Burglary and theft												
27. Boiler and machinery												
28. Credit												
30. Warranty												
34. Aggregate write-ins for other lines of business												
35. TOTALS (a)												
DETAILS OF WRITE-INS												
3401.												
3402.												
3403.												
3498. Summary of remaining write-ins for Line 34 from overflow page												
3499. Totals (Lines 3401 thru 3403 plus 3498)(Line 34 above)												

(a) Finance and service charges not included in Lines 1 to 35 \$
(b) For health business on indicated lines report: Number of persons insured under PPO managed care products and number of persons insured under indemnity only products



ANNUAL STATEMENT FOR THE YEAR 2011 OF THE Bristol West Insurance Company

EXHIBIT OF PREMIUMS AND LOSSES (Statutory Page 14)

NAIC Group Code 0212

Direct Business in the state of Utah

During the Year 2011

NAIC Company Code 19658

Line of Business	Gross Premiums, Including Policy and Membership Fees, Less Return Premiums and Premiums on Policies not Taken		Dividends Paid or Credited to Policyholders on Direct Business	Direct Unearned Premium Reserves	Direct Losses Paid (deducting salvage)	Direct Losses Incurred	Direct Losses Unpaid	Direct Defense and Cost Containment Expense Paid	Direct Defense and Cost Containment Expense Incurred	Direct Defense and Cost Containment Expense Unpaid	Commissions and Brokerage Expenses	Taxes, Licenses and Fees
	1 Direct Premiums Written	2 Direct Premiums Earned										
1. Fire												
2.1 Allied lines												
2.2 Multiple peril crop												
2.3 Federal flood												
3. Farmowners multiple peril												
4. Homeowners multiple peril												
5.1 Commercial multiple peril (non-liability portion)												
5.2 Commercial multiple peril (liability portion)												
6. Mortgage guaranty												
8. Ocean marine												
9. Inland marine												
10. Financial guaranty												
11. Medical professional liability												
12. Earthquake												
13. Group accident and health (b)												
14. Credit accident and health (group and individual)												
15.1 Collectively renewable accident and health (b).....												
15.2 Non-cancelable accident and health(b)												
15.3 Guaranteed renewable accident and health(b)												
15.4 Non-renewable for stated reasons only (b)												
15.5 Other accident only												
15.6 Medicare Title XVIII exempt from state taxes or fees.....												
15.7 All other accident and health (b)												
15.8 Federal employees health benefits program premium (b)												
16. Workers' compensation												
17.1 Other Liability - occurrence												
17.2 Other Liability - claims made												
17.3 Excess workers' compensation												
18. Products liability												
19.1 Private passenger auto no-fault (personal injury protection)	2,164,651	2,272,860		564,797	1,166,538	1,336,960	(279,711)	21,755	(14,055)	15,815	232,992	51,064
19.2 Other private passenger auto liability	12,879,323	13,475,981		3,158,851	8,599,938	9,535,695	7,610,055	295,895	584,404	555,231	1,315,689	310,911
19.3 Commercial auto no-fault (personal injury protection)												
19.4 Other commercial auto liability												
21.1 Private passenger auto physical damage	7,711,732	8,006,020		1,990,687	5,179,462	5,367,628	620,194	49,395	9,950	(66,363)	832,124	182,412
21.2 Commercial auto physical damage												
22. Aircraft (all perils)												
23. Fidelity												
24. Surety												
26. Burglary and theft												
27. Boiler and machinery												
28. Credit												
30. Warranty												
34. Aggregate write-ins for other lines of business												
35. TOTALS (a)	22,755,706	23,754,861		5,714,335	14,945,938	16,240,283	7,950,538	367,045	580,299	504,683	2,380,805	544,387
DETAILS OF WRITE-INS												
3401.												
3402.												
3403.												
3498. Summary of remaining write-ins for Line 34 from overflow page												
3499. Totals (Lines 3401 thru 3403 plus 3498)(Line 34 above)												

(a) Finance and service charges not included in Lines 1 to 35 \$1,162,342

(b) For health business on indicated lines report: Number of persons insured under PPO managed care products and number of persons insured under indemnity only products



ANNUAL STATEMENT FOR THE YEAR 2011 OF THE Bristol West Insurance Company

EXHIBIT OF PREMIUMS AND LOSSES (Statutory Page 14)

NAIC Group Code 0212 Direct Business in the state of Vermont During the Year 2011 NAIC Company Code 19658

Line of Business	Gross Premiums, Including Policy and Membership Fees, Less Return Premiums and Premiums on Policies not Taken		Dividends Paid or Credited to Policyholders on Direct Business	Direct Unearned Premium Reserves	Direct Losses Paid (deducting salvage)	Direct Losses Incurred	Direct Losses Unpaid	Direct Defense and Cost Containment Expense Paid	Direct Defense and Cost Containment Expense Incurred	Direct Defense and Cost Containment Expense Unpaid	Commissions and Brokerage Expenses	Taxes, Licenses and Fees
	1 Direct Premiums Written	2 Direct Premiums Earned										
1. Fire												
2.1 Allied lines												
2.2 Multiple peril crop												
2.3 Federal flood												
3. Farmowners multiple peril												
4. Homeowners multiple peril												
5.1 Commercial multiple peril (non-liability portion)												
5.2 Commercial multiple peril (liability portion)												
6. Mortgage guaranty												
8. Ocean marine												
9. Inland marine												
10. Financial guaranty												
11. Medical professional liability												
12. Earthquake												
13. Group accident and health (b)												
14. Credit accident and health (group and individual)												
15.1 Collectively renewable accident and health (b).....												
15.2 Non-cancelable accident and health(b)												
15.3 Guaranteed renewable accident and health(b)												
15.4 Non-renewable for stated reasons only (b)												
15.5 Other accident only												
15.6 Medicare Title XVIII exempt from state taxes or fees.....												
15.7 All other accident and health (b)												
15.8 Federal employees health benefits program premium (b)												
16. Workers' compensation												
17.1 Other Liability - occurrence												
17.2 Other Liability - claims made												
17.3 Excess workers' compensation												
18. Products liability												
19.1 Private passenger auto no-fault (personal injury protection)												
19.2 Other private passenger auto liability												
19.3 Commercial auto no-fault (personal injury protection)												
19.4 Other commercial auto liability												
21.1 Private passenger auto physical damage												
21.2 Commercial auto physical damage												
22. Aircraft (all perils)												
23. Fidelity												
24. Surety												
26. Burglary and theft												
27. Boiler and machinery												
28. Credit												
30. Warranty												
34. Aggregate write-ins for other lines of business												
35. TOTALS (a)												
DETAILS OF WRITE-INS												
3401.												
3402.												
3403.												
3498. Summary of remaining write-ins for Line 34 from overflow page												
3499. Totals (Lines 3401 thru 3403 plus 3498)(Line 34 above)												

(a) Finance and service charges not included in Lines 1 to 35 \$
(b) For health business on indicated lines report: Number of persons insured under PPO managed care products and number of persons insured under indemnity only products



ANNUAL STATEMENT FOR THE YEAR 2011 OF THE Bristol West Insurance Company

EXHIBIT OF PREMIUMS AND LOSSES (Statutory Page 14)

NAIC Group Code 0212		Direct Business in the state of Virginia		During the Year 2011		NAIC Company Code 19658						
Line of Business	Gross Premiums, Including Policy and Membership Fees, Less Return Premiums and Premiums on Policies not Taken		Dividends Paid or Credited to Policyholders on Direct Business	Direct Unearned Premium Reserves	Direct Losses Paid (deducting salvage)	Direct Losses Incurred	Direct Losses Unpaid	Direct Defense and Cost Containment Expense Paid	Direct Defense and Cost Containment Expense Incurred	Direct Defense and Cost Containment Expense Unpaid	Commissions and Brokerage Expenses	Taxes, Licenses and Fees
	1 Direct Premiums Written	2 Direct Premiums Earned										
1. Fire												
2.1 Allied lines												
2.2 Multiple peril crop												
2.3 Federal flood												
3. Farmowners multiple peril												
4. Homeowners multiple peril												
5.1 Commercial multiple peril (non-liability portion)												
5.2 Commercial multiple peril (liability portion)												
6. Mortgage guaranty												
8. Ocean marine												
9. Inland marine												
10. Financial guaranty												
11. Medical professional liability												
12. Earthquake												
13. Group accident and health (b)												
14. Credit accident and health (group and individual)												
15.1 Collectively renewable accident and health (b).....												
15.2 Non-cancelable accident and health(b)												
15.3 Guaranteed renewable accident and health(b)												
15.4 Non-renewable for stated reasons only (b)												
15.5 Other accident only												
15.6 Medicare Title XVIII exempt from state taxes or fees.....												
15.7 All other accident and health (b)												
15.8 Federal employees health benefits program premium (b)												
16. Workers' compensation												
17.1 Other Liability - occurrence												
17.2 Other Liability - claims made												
17.3 Excess workers' compensation												
18. Products liability												
19.1 Private passenger auto no-fault (personal injury protection)	11	18			(293)	30	(3,625)			(1,075)	1	
19.2 Other private passenger auto liability	435,470	507,909		125,314	462,270	313,836	280,195	99,732	67,905	62,864	56,132	84,392
19.3 Commercial auto no-fault (personal injury protection)												
19.4 Other commercial auto liability												
21.1 Private passenger auto physical damage	138,088	164,159		38,536	51,520	57,567	(9,607)	1,356	608	(773)	18,239	27,220
21.2 Commercial auto physical damage												
22. Aircraft (all perils)												
23. Fidelity												
24. Surety												
26. Burglary and theft												
27. Boiler and machinery												
28. Credit												
30. Warranty												
34. Aggregate write-ins for other lines of business												
35. TOTALS (a)	573,569	672,086		163,850	513,497	371,433	266,963	101,088	68,513	61,016	74,372	111,612
DETAILS OF WRITE-INS												
3401.												
3402.												
3403.												
3498. Summary of remaining write-ins for Line 34 from overflow page												
3499. Totals (Lines 3401 thru 3403 plus 3498)(Line 34 above)												

(a) Finance and service charges not included in Lines 1 to 35 \$ 62,484

(b) For health business on indicated lines report: Number of persons insured under PPO managed care products and number of persons insured under indemnity only products



ANNUAL STATEMENT FOR THE YEAR 2011 OF THE Bristol West Insurance Company

EXHIBIT OF PREMIUMS AND LOSSES (Statutory Page 14)

NAIC Group Code 0212

Direct Business in the state of West Virginia

During the Year 2011

NAIC Company Code 19658

Line of Business	Gross Premiums, Including Policy and Membership Fees, Less Return Premiums and Premiums on Policies not Taken		Dividends Paid or Credited to Policyholders on Direct Business	Direct Unearned Premium Reserves	Direct Losses Paid (deducting salvage)	Direct Losses Incurred	Direct Losses Unpaid	Direct Defense and Cost Containment Expense Paid	Direct Defense and Cost Containment Expense Incurred	Direct Defense and Cost Containment Expense Unpaid	Commissions and Brokerage Expenses	Taxes, Licenses and Fees
	1 Direct Premiums Written	2 Direct Premiums Earned										
1. Fire												
2.1 Allied lines												
2.2 Multiple peril crop												
2.3 Federal flood												
3. Farmowners multiple peril												
4. Homeowners multiple peril												
5.1 Commercial multiple peril (non-liability portion)												
5.2 Commercial multiple peril (liability portion)												
6. Mortgage guaranty												
8. Ocean marine												
9. Inland marine												
10. Financial guaranty												
11. Medical professional liability												
12. Earthquake												
13. Group accident and health (b)												
14. Credit accident and health (group and individual)												
15.1 Collectively renewable accident and health (b).....												
15.2 Non-cancelable accident and health(b)												
15.3 Guaranteed renewable accident and health(b)												
15.4 Non-renewable for stated reasons only (b)												
15.5 Other accident only												
15.6 Medicare Title XVIII exempt from state taxes or fees.....												
15.7 All other accident and health (b)												
15.8 Federal employees health benefits program premium (b)												
16. Workers' compensation												
17.1 Other Liability - occurrence												
17.2 Other Liability - claims made												
17.3 Excess workers' compensation												
18. Products liability												
19.1 Private passenger auto no-fault (personal injury protection)												
19.2 Other private passenger auto liability												
19.3 Commercial auto no-fault (personal injury protection)												
19.4 Other commercial auto liability												
21.1 Private passenger auto physical damage												
21.2 Commercial auto physical damage												
22. Aircraft (all perils)												
23. Fidelity												
24. Surety												
26. Burglary and theft												
27. Boiler and machinery												
28. Credit												
30. Warranty												
34. Aggregate write-ins for other lines of business												
35. TOTALS (a)												
DETAILS OF WRITE-INS												
3401.												
3402.												
3403.												
3498. Summary of remaining write-ins for Line 34 from overflow page												
3499. Totals (Lines 3401 thru 3403 plus 3498)(Line 34 above)												

(a) Finance and service charges not included in Lines 1 to 35 \$

(b) For health business on indicated lines report: Number of persons insured under PPO managed care products and number of persons insured under indemnity only products



ANNUAL STATEMENT FOR THE YEAR 2011 OF THE Bristol West Insurance Company

EXHIBIT OF PREMIUMS AND LOSSES (Statutory Page 14)

NAIC Group Code 0212		Direct Business in the state of Wisconsin		During the Year 2011		NAIC Company Code 19658						
Line of Business	Gross Premiums, Including Policy and Membership Fees, Less Return Premiums and Premiums on Policies not Taken		Dividends Paid or Credited to Policyholders on Direct Business	Direct Unearned Premium Reserves	Direct Losses Paid (deducting salvage)	Direct Losses Incurred	Direct Losses Unpaid	Direct Defense and Cost Containment Expense Paid	Direct Defense and Cost Containment Expense Incurred	Direct Defense and Cost Containment Expense Unpaid	Commissions and Brokerage Expenses	Taxes, Licenses and Fees
	1 Direct Premiums Written	2 Direct Premiums Earned										
1. Fire												
2.1 Allied lines												
2.2 Multiple peril crop												
2.3 Federal flood												
3. Farmowners multiple peril												
4. Homeowners multiple peril												
5.1 Commercial multiple peril (non-liability portion)												
5.2 Commercial multiple peril (liability portion)												
6. Mortgage guaranty												
8. Ocean marine												
9. Inland marine												
10. Financial guaranty												
11. Medical professional liability												
12. Earthquake												
13. Group accident and health (b)												
14. Credit accident and health (group and individual)												
15.1 Collectively renewable accident and health (b).....												
15.2 Non-cancelable accident and health(b)												
15.3 Guaranteed renewable accident and health(b)												
15.4 Non-renewable for stated reasons only (b)												
15.5 Other accident only												
15.6 Medicare Title XVIII exempt from state taxes or fees.....												
15.7 All other accident and health (b)												
15.8 Federal employees health benefits program premium (b)												
16. Workers' compensation												
17.1 Other Liability - occurrence												
17.2 Other Liability - claims made												
17.3 Excess workers' compensation												
18. Products liability												
19.1 Private passenger auto no-fault (personal injury protection)												
19.2 Other private passenger auto liability	3,440,922	3,814,522		797,365	3,156,699	2,991,186	2,849,383	175,622	192,669	254,510	357,478	88,367
19.3 Commercial auto no-fault (personal injury protection)												
19.4 Other commercial auto liability												
21.1 Private passenger auto physical damage	1,526,642	1,749,896		354,034	997,168	1,011,227	13,378	20,527	18,569	(16,912)	160,592	39,594
21.2 Commercial auto physical damage												
22. Aircraft (all perils)												
23. Fidelity												
24. Surety												
26. Burglary and theft												
27. Boiler and machinery												
28. Credit												
30. Warranty												
34. Aggregate write-ins for other lines of business												
35. TOTALS (a)	4,967,564	5,564,418		1,151,399	4,153,867	4,002,413	2,862,761	196,149	211,238	237,598	518,070	127,961
DETAILS OF WRITE-INS												
3401.												
3402.												
3403.												
3498. Summary of remaining write-ins for Line 34 from overflow page												
3499. Totals (Lines 3401 thru 3403 plus 3498)(Line 34 above)												

(a) Finance and service charges not included in Lines 1 to 35 \$258,857
(b) For health business on indicated lines report: Number of persons insured under PPO managed care products and number of persons insured under indemnity only products



ANNUAL STATEMENT FOR THE YEAR 2011 OF THE Bristol West Insurance Company

EXHIBIT OF PREMIUMS AND LOSSES (Statutory Page 14)

NAIC Group Code 0212		Direct Business in the state of		Grand Total		During the Year 2011		NAIC Company Code 19658				
Line of Business	Gross Premiums, Including Policy and Membership Fees, Less Return Premiums and Premiums on Policies not Taken		Dividends Paid or Credited to Policyholders on Direct Business	Direct Unearned Premium Reserves	Direct Losses Paid (deducting salvage)	Direct Losses Incurred	Direct Losses Unpaid	Direct Defense and Cost Containment Expense Paid	Direct Defense and Cost Containment Expense Incurred	Direct Defense and Cost Containment Expense Unpaid	Commissions and Brokerage Expenses	Taxes, Licenses and Fees
	1 Direct Premiums Written	2 Direct Premiums Earned										
1. Fire												
2.1 Allied lines												
2.2 Multiple peril crop												
2.3 Federal flood												
3. Farmowners multiple peril												
4. Homeowners multiple peril												
5.1 Commercial multiple peril (non-liability portion)												
5.2 Commercial multiple peril (liability portion)												
6. Mortgage guaranty												
8. Ocean marine												
9. Inland marine												
10. Financial guaranty												
11. Medical professional liability												
12. Earthquake												
13. Group accident and health (b)												
14. Credit accident and health (group and individual)												
15.1 Collectively renewable accident and health (b).....												
15.2 Non-cancelable accident and health(b)												
15.3 Guaranteed renewable accident and health(b)												
15.4 Non-renewable for stated reasons only (b)												
15.5 Other accident only												
15.6 Medicare Title XVIII exempt from state taxes or fees.....												
15.7 All other accident and health (b)												
15.8 Federal employees health benefits program premium (b)												
16. Workers' compensation												
17.1 Other Liability - occurrence												
17.2 Other Liability - claims made												
17.3 Excess workers' compensation												
18. Products liability												
19.1 Private passenger auto no-fault (personal injury protection)	12,355,441	12,476,277		4,352,965	15,057,052	9,490,403	16,909,552	462,197	125,090	1,009,179	1,328,161	270,675
19.2 Other private passenger auto liability	165,436,269	167,058,351		46,011,243	112,098,102	111,301,719	92,778,666	4,355,028	6,604,335	8,389,479	18,174,691	4,053,290
19.3 Commercial auto no-fault (personal injury protection)												
19.4 Other commercial auto liability												
21.1 Private passenger auto physical damage	81,452,341	83,277,931		23,503,990	54,382,118	55,821,049	3,364,274	581,141	278,562	(375,399)	9,176,420	1,939,643
21.2 Commercial auto physical damage												
22. Aircraft (all perils)												
23. Fidelity												
24. Surety												
26. Burglary and theft												
27. Boiler and machinery												
28. Credit												
30. Warranty												
34. Aggregate write-ins for other lines of business												
35. TOTALS (a)	259,244,051	262,812,559		73,868,198	181,537,272	176,613,171	113,052,492	5,398,366	7,007,987	9,023,259	28,679,272	6,263,608
DETAILS OF WRITE-INS												
3401.												
3402.												
3403.												
3498. Summary of remaining write-ins for Line 34 from overflow page												
3499. Totals (Lines 3401 thru 3403 plus 3498)(Line 34 above)												

(a) Finance and service charges not included in Lines 1 to 35 \$13,783,645

(b) For health business on indicated lines report: Number of persons insured under PPO managed care products and number of persons insured under indemnity only products

Schedule F - Part 1
N O N E

Schedule F - Part 2
N O N E

ANNUAL STATEMENT FOR THE YEAR 2011 OF THE Bristol West Insurance Company

SCHEDULE F - PART 3

Ceded Reinsurance as of December 31, Current Year (000 OMITTED)

1	2	3	4	5	6	Reinsurance Recoverable On									Reinsurance Payable		18	19
						7	8	9	10	11	12	13	14	15	16	17		
Federal ID Number	NAIC Company Code	Name of Reinsurer	Domiciliary Jurisdiction	Reinsurance Contracts Ceding 75% or More of Direct Premiums Written	Reinsurance Premiums Ceded	Paid Losses	Paid LAE	Known Case Loss Reserves	Known Case LAE Reserves	IBNR Loss Reserves	IBNR LAE Reserves	Unearned Premiums	Contingent Commis-sions	Columns 7 thru 14 Totals	Ceded Balances Payable	Other Amounts Due to Reinsurers	Net Amount Recoverable From Reinsurers Cols. 15 - [16 + 17]	Funds Held By Company Under Reinsurance Treaties
95-2575893	21652	Farmers Insurance Exchange	CA		258,649	15,029	2,485	58,589	771	40,461	12,851	73,516		203,703	92,869		110,833	
0299999. Total Authorized - Affiliates - U.S. Non-Pool					258,649	15,029	2,485	58,589	771	40,461	12,851	73,516		203,703	92,869		110,833	
0499999. Total Authorized - Affiliates					258,649	15,029	2,485	58,589	771	40,461	12,851	73,516		203,703	92,869		110,833	
38-0855585	22012	Motors Insurance Corporation	MI			109	47	4	2		(1)			160	68		92	
0599998. Total Authorized - Other U.S. Unaffiliated Insurers (Under \$100,000)																		
0599999. Total Authorized - Other U.S. Unaffiliated Insurers						109	47	4	2		(1)			160	68		92	
AA-9991159	00000	Michigan Catastrophic Claims Association	MI		595	2,401		8,442		2,163		352		13,358	177		13,182	
0699999. Total Authorized - Pools - Mandatory Pools					595	2,401		8,442		2,163		352		13,358	177		13,182	
0899998. Total Authorized - Other Non-U.S. Insurers (Under \$100,000)																		
0899999. Total Authorized - Other Non-U.S. Insurers																		
0999999. Total Authorized					259,244	17,539	2,532	67,035	773	42,624	12,849	73,868		217,221	93,114		124,107	
1399999. Total Unauthorized - Affiliates																		
1499998. Total Unauthorized - Other U.S. Unaffiliated Insurers (Under \$100,000)																		
1499999. Total Unauthorized - Other U.S. Unaffiliated Insurers																		
1799998. Total Unauthorized - Other Non-U.S. Insurers (Under \$100,000)																		
1799999. Total Unauthorized - Other Non-U.S. Insurers																		
1899999. Total Unauthorized																		
1999999. Total Authorized and Unauthorized					259,244	17,539	2,532	67,035	773	42,624	12,849	73,868		217,221	93,114		124,107	
2099999. Total Protected Cells																		
9999999 Totals					259,244	17,539	2,532	67,035	773	42,624	12,849	73,868		217,221	93,114		124,107	

NOTE: A. Report the five largest provisional commission rates included in the cedant's reinsurance treaties.

The commission rate to be reported is by contract with ceded premium in excess of \$50,000:

	1	2	3
	Name of Reinsurer	Commission Rate	Ceded Premium
1.		
2.		
3.		
4.		
5.		

B. Report the five largest reinsurance recoverables reported in Column 15, due from any one reinsurer (based on the total recoverables, Line 9999999, Column 15), the amount of ceded premium, and indicate whether the recoverables are due from an affiliated insurer.

	1	2	3	4
	Name of Reinsurer	Total Recoverables	Ceded Premiums	Affiliated
1.	Farmers Insurance Exchange	203,703	258,649	Yes [X] No []
2.	Michigan Catastrophic Claims Association	13,358	595	Yes [] No [X]
3.	Motors Insurance Corporation	160		Yes [] No [X]
4.			Yes [] No []
5.			Yes [] No []

ANNUAL STATEMENT FOR THE YEAR 2011 OF THE Bristol West Insurance Company

SCHEDULE F - PART 4

Aging of Ceded Reinsurance as of December 31, Current Year (000 OMITTED)

[illegible]

Schedule F - Part 5

N O N E

Schedule F - Part 5 - Bank Footnote

N O N E

Schedule F - Part 6

N O N E

Schedule F - Part 7

N O N E

SCHEDULE F - PART 8

Restatement of Balance Sheet to Identify Net Credit for Reinsurance

	1 As Reported (Net of Ceded)	2 Restatement Adjustments	3 Restated (Gross of Ceded)
ASSETS (Page 2, Col. 3)			
1. Cash and invested assets (Line 12)	72,183,842		72,183,842
2. Premiums and considerations (Line 15)	58,308,973		58,308,973
3. Reinsurance recoverable on loss and loss adjustment expense payments (Line 16.1)	20,071,012	(20,071,012)	
4. Funds held by or deposited with reinsured companies (Line 16.2)			
5. Other assets	2,553,714		2,553,714
6. Net amount recoverable from reinsurers		124,106,551	124,106,551
7. Protected cell assets (Line 27)			
8. Totals (Line 28)	153,117,541	104,035,539	257,153,080
LIABILITIES (Page 3)			
9. Losses and loss adjustment expenses (Lines 1 through 3)	3,838,813	123,281,548	127,120,361
10. Taxes, expenses, and other obligations (Lines 4 through 8)	4,702,129		4,702,129
11. Unearned premiums (Line 9)		73,868,199	73,868,199
12. Advance premiums (Line 10)	683,122		683,122
13. Dividends declared and unpaid (Line 11.1 and 11.2)			
14. Ceded reinsurance premiums payable (net of ceding commissions (Line 12)	93,114,208	(93,114,208)	
15. Funds held by company under reinsurance treaties (Line 13)			
16. Amounts withheld or retained by company for account of others (Line 14)			
17. Provision for reinsurance (Line 16)			
18. Other liabilities	5,622,527		5,622,527
19. Total liabilities excluding protected cell business (Line 26)	107,960,799	104,035,539	211,996,338
20. Protected cell liabilities (Line 27)			
21. Surplus as regards policyholders (Line 37)	45,156,742	XXX	45,156,742
22. Totals (Line 38)	153,117,541	104,035,539	257,153,080

NOTE: Is the restatement of this exhibit the result of grossing up balances ceded to affiliates under 100 percent reinsurance or pooling arrangements? Yes [X] No []

If yes, give full explanation: Effective 01/01/2010, Bristol West Insurance Company entered into a 100% quota share reinsurance agreement with Farmers Insurance Exchange, an affiliate domiciled in California.

Schedule H - Part 1

N O N E

Schedule H - Part 2 - Reserves and Liabilities

N O N E

Schedule H - Part 3 - Prior Year's Claim Reserves and Liabilities

N O N E

Schedule H - Part 4 - Reinsurance

N O N E

Schedule H - Part 5 - Health Claims

N O N E

ANNUAL STATEMENT FOR THE YEAR 2011 OF THE Bristol West Insurance Company

SCHEDULE P - PART 1A - HOMEOWNERS/FARMOWNERS

(\$000 OMITTED)

Years in Which Premiums Were Earned and Losses Were Incurred	Premiums Earned			Loss and Loss Expense Payments								12
	1 Direct and Assumed	2 Ceded	3 Net (1 - 2)	Loss Payments		Defense and Cost Containment Payments		Adjusting and Other Payments		10 Salvage and Subrogation Received	11 Total Net Paid Cols (4 - 5 + 6 - 7 + 8 - 9)	Number of Claims Reported Direct and Assumed
				4	5	6	7	8	9			
				Direct and Assumed	Ceded	Direct and Assumed	Ceded	Direct and Assumed	Ceded			
1. Prior.....	XXX	XXX	XXX									XXX
2. 2002.....												
3. 2003.....												
4. 2004.....												
5. 2005.....												
6. 2006.....												
7. 2007.....												
8. 2008.....												
9. 2009.....												
10. 2010.....												
11. 2011.....												
12. Totals	XXX	XXX	XXX									XXX

	Losses Unpaid				Defense and Cost Containment Unpaid				Adjusting and Other Unpaid		23 Salvage and Subrogation Anticipated	24 Total Net Losses and Expenses Unpaid	25 Number of Claims Outstanding Direct and Assumed
	Case Basis		Bulk + IBNR		Case Basis		Bulk + IBNR		Adjusting and Other Unpaid				
	13	14	15	16	17	18	19	20	21	22			
	Direct and Assumed	Ceded	Direct and Assumed	Ceded	Direct and Assumed	Ceded	Direct and Assumed	Ceded	Direct and Assumed	Ceded			
1. Prior.....													
2. 2002.....													
3. 2003.....													
4. 2004.....													
5. 2005.....													
6. 2006.....													
7. 2007.....													
8. 2008.....													
9. 2009.....													
10. 2010.....													
11. 2011.....													
12. Totals													

	Total Losses and Loss Expenses Incurred			Loss and Loss Expense Percentage (Incurred /Premiums Earned)			Nontabular Discount		34 Inter-Company Pooling Participation Percentage	Net Balance Sheet Reserves After Discount	
	26	27	28	29	30	31	32	33		35	36
	Direct and Assumed	Ceded	Net	Direct and Assumed	Ceded	Net	Loss	Loss Expense		Losses Unpaid	Loss Expenses Unpaid
1. Prior.....	XXX	XXX	XXX	XXX	XXX	XXX			XXX		
2. 2002.....											
3. 2003.....											
4. 2004.....											
5. 2005.....											
6. 2006.....											
7. 2007.....											
8. 2008.....											
9. 2009.....											
10. 2010.....											
11. 2011.....											
12. Totals	XXX	XXX	XXX	XXX	XXX	XXX			XXX		

ANNUAL STATEMENT FOR THE YEAR 2011 OF THE Bristol West Insurance Company

SCHEDULE P - PART 1B - PRIVATE PASSENGER AUTO LIABILITY/MEDICAL

(\$000 OMITTED)

Years in Which Premiums Were Earned and Losses Were Incurred	Premiums Earned			Loss and Loss Expense Payments								12
	1 Direct and Assumed	2 Ceded	3 Net (1 - 2)	Loss Payments		Defense and Cost Containment Payments		Adjusting and Other Payments		10 Salvage and Subrogation Received	11 Total Net Paid Cols (4 - 5 + 6 - 7 + 8 - 9)	Number of Claims Reported Direct and Assumed
				4 Direct and Assumed	5 Ceded	6 Direct and Assumed	7 Ceded	8 Direct and Assumed	9 Ceded			
1. Prior.....	XXX	XXX	XXX	143	139						4	XXX
2. 2002.....	60,137	55,713	4,424	36,348	33,966	3,357	2,132	4,434	3,897	53	4,144	12,881
3. 2003.....	152,467	93,397	59,070	89,720	54,069	6,892	3,217	13,735	8,336	401	44,725	35,190
4. 2004.....	146,778	121,131	25,647	86,124	69,870	6,204	4,776	11,932	9,978	413	19,636	30,704
5. 2005.....	135,338	96,930	38,408	90,240	65,613	5,178	4,066	10,844	7,793	500	28,790	26,968
6. 2006.....	134,788	104,479	30,309	74,781	56,685	4,488	6,022	11,004	8,618	404	18,948	26,553
7. 2007.....	122,070	110,422	11,648	77,477	70,032	4,051	3,644	10,190	9,186	132	8,856	27,237
8. 2008.....	141,189	127,345	13,844	87,536	78,757	3,461	3,114	11,335	10,238	217	10,224	33,319
9. 2009.....	184,315	166,032	18,282	112,422	101,211	3,137	2,824	16,790	15,428	316	12,887	45,967
10. 2010.....	199,941	199,941		99,461	99,461	1,899	1,899	21,493	21,493			47,894
11. 2011.....	179,535	179,535		53,221	53,221	328	328	15,873	15,873			38,632
12. Totals	XXX	XXX	XXX	807,472	683,024	38,998	32,022	127,629	110,839	2,435	148,214	XXX

	Losses Unpaid				Defense and Cost Containment Unpaid				Adjusting and Other Unpaid		23	24	25
	Case Basis		Bulk + IBNR		Case Basis		Bulk + IBNR				Salvage and Subrogation Anticipated	Total Net Losses and Expenses Unpaid	Number of Claims Outstanding Direct and Assumed
	13	14	15	16	17	18	19	20					
	Direct and Assumed	Ceded	Direct and Assumed	Ceded	Direct and Assumed	Ceded	Direct and Assumed	Ceded	Direct and Assumed	Ceded			
1. Prior.....	51	39	(194)		7	1	(5)					(181)	
2. 2002.....	88	76	94	32	13		(5)	(1)	1			84	5
3. 2003.....	212	119	129	76	8		(5)		4		2	153	14
4. 2004.....	1,460	1,318	139	108	9		9		5		18	195	19
5. 2005.....	2,732	2,223	204	108	17		29		10		42	660	35
6. 2006.....	1,776	1,029	477	87	28		59		10		72	1,235	44
7. 2007.....	4,352	4,253	559	515	128	115	61	55	19	17	5	165	95
8. 2008.....	2,013	1,833	758	691	257	231	178	160	43	38	8	294	210
9. 2009.....	7,611	6,852	3,182	2,879	473	426	1,146	1,031	179	161	33	1,242	751
10. 2010.....	18,684	18,684	8,422	8,422			3,128	3,128	578	578			1,779
11. 2011.....	27,999	27,999	28,941	28,941			3,866	3,866	3,244	3,244			5,828
12. Totals	66,977	64,425	42,711	41,858	939	773	8,459	8,238	4,092	4,038	180	3,846	8,780

	Total Losses and Loss Expenses Incurred			Loss and Loss Expense Percentage (Incurred /Premiums Earned)			Nontabular Discount		34	Net Balance Sheet Reserves After Discount	
	26	27	28	29	30	31	32	33	Inter- Company Pooling Participation Percentage	35	36
	Direct and Assumed	Ceded	Net	Direct and Assumed	Ceded	Net	Loss	Loss Expense		Losses Unpaid	Loss Expenses Unpaid
1. Prior.....	XXX	XXX	XXX	XXX	XXX	XXX			XXX	(182)	1
2. 2002.....	44,330	40,102	4,228	73.7	72.0	95.6				75	10
3. 2003.....	110,695	65,817	44,878	72.6	70.5	76.0				146	7
4. 2004.....	105,881	86,050	19,831	72.1	71.0	77.3				172	23
5. 2005.....	109,253	79,803	29,450	80.7	82.3	76.7				604	55
6. 2006.....	92,624	72,440	20,183	68.7	69.3	66.6				1,138	97
7. 2007.....	96,836	87,816	9,021	79.3	79.5	77.4				144	21
8. 2008.....	105,580	95,062	10,518	74.8	74.6	76.0				246	48
9. 2009.....	144,940	130,811	14,129	78.6	78.8	77.3				1,062	180
10. 2010.....	153,663	153,663		76.9	76.9						
11. 2011.....	133,473	133,473		74.3	74.3						
12. Totals	XXX	XXX	XXX	XXX	XXX	XXX			XXX	3,405	441

Schedule P - Part 1C - Commercial Auto/Truck Liability/Medical

N O N E

Schedule P - Part 1D - Workers' Compensation (Excluding Excess Workers' Compensation)

N O N E

Schedule P - Part 1E - Commercial Multiple Peril

N O N E

Schedule P - Part 1F - Section 1 - Medical Professional Liability - Occurrence

N O N E

Schedule P - Part 1F - Section 2 - Medical Professional Liability - Claims-Made

N O N E

Schedule P - Part 1G - Special Liability (Ocean Marine, Aircraft (all perils), Boiler and Machinery)

N O N E

Schedule P - Part 1H - Section 1 - Other Liability - Occurrence

N O N E

Schedule P - Part 1H - Section 2 - Other Liability - Claims-Made

N O N E

Schedule P - Part 1I - Special Property (Fire, Allied Lines...)

N O N E

ANNUAL STATEMENT FOR THE YEAR 2011 OF THE Bristol West Insurance Company

SCHEDULE P - PART 1J - AUTO PHYSICAL DAMAGE

(\$000 OMITTED)

Years in Which Premiums Were Earned and Losses Were Incurred	Premiums Earned			Loss and Loss Expense Payments								12
	1 Direct and Assumed	2 Ceded	3 Net (1 - 2)	Loss Payments		Defense and Cost Containment Payments		Adjusting and Other Payments		10 Salvage and Subrogation Received	11 Total Net Paid Cols (4 - 5 + 6 - 7 + 8 - 9)	Number of Claims Reported Direct and Assumed
				4 Direct and Assumed	5 Ceded	6 Direct and Assumed	7 Ceded	8 Direct and Assumed	9 Ceded			
1. Prior.....	XXX	XXX	XXX	(188)	(86)	124	109	17	17	84	(86)	XXX
2. 2010.....	95,036	95,036		53,802	53,802	471	471	9,206	9,206			35,555
3. 2011.....	83,278	83,278		50,881	50,881	269	269	7,660	7,660			31,197
4. Totals	XXX	XXX	XXX	104,495	104,597	864	849	16,884	16,884	84	(86)	XXX

	Losses Unpaid				Defense and Cost Containment Unpaid				Adjusting and Other Unpaid		23	24	25
	Case Basis		Bulk + IBNR		Case Basis		Bulk + IBNR						
	13	14	15	16	17	18	19	20	21	22			
	Direct and Assumed	Ceded	Direct and Assumed	Ceded	Direct and Assumed	Ceded	Direct and Assumed	Ceded	Direct and Assumed	Ceded			
1. Prior	40	35	(314)	(297)			21	18	9	9	75	(8)	145
2. 2010	781	781	(84)	(84)			(310)	(310)	77	77			1,018
3. 2011	1,794	1,794	1,147	1,147			(86)	(86)	867	867			1,567
4. Totals	2,615	2,610	750	766			(376)	(379)	953	953	75	(8)	2,730

	Total Losses and Loss Expenses Incurred			Loss and Loss Expense Percentage (Incurred /Premiums Earned)			Nontabular Discount		34 Inter-Company Pooling Participation Percentage	Net Balance Sheet Reserves After Discount	
	26	27	28	29	30	31	32	33		35	36
	Direct and Assumed	Ceded	Net	Direct and Assumed	Ceded	Net	Loss	Loss Expense		Losses Unpaid	Loss Expenses Unpaid
1. Prior.....	XXX	XXX	XXX	XXX	XXX	XXX			XXX	(12)	4
2. 2010.....	63,943	63,943		67.3	67.3						
3. 2011.....	62,532	62,532		75.1	75.1						
4. Totals	XXX	XXX	XXX	XXX	XXX	XXX			XXX	(12)	4

Schedule P - Part 1K - Fidelity/Surety

NONE

Schedule P - Part 1L - Other (Including Credit, Accident and Health)

NONE

Schedule P - Part 1M - International

NONE

Schedule P - Part 1N - Reinsurance - Nonproportional Assumed Property

NONE

Schedule P - Part 1O - Reinsurance - Nonproportional Assumed Liability

NONE

Schedule P - Part 1P - Reinsurance - Nonproportional Assumed Financial Lines

NONE

Schedule P - Part 1R - Section 1 - Products Liability - Occurrence

NONE

Schedule P - Part 1R - Section 2 - Products Liability - Claims-Made

NONE

Schedule P - Part 1S - Financial Guaranty/Mortgage Guaranty

NONE

Schedule P - Part 1T - Warranty

NONE

ANNUAL STATEMENT FOR THE YEAR 2011 OF THE Bristol West Insurance Company

SCHEDULE P - PART 2A - HOMEOWNERS/FARMOWNERS

Years in Which Losses Were Incurred	INCURRED NET LOSSES AND DEFENSE AND COST CONTAINMENT EXPENSES REPORTED AT YEAR END (\$000 OMITTED)										DEVELOPMENT	
	1 2002	2 2003	3 2004	4 2005	5 2006	6 2007	7 2008	8 2009	9 2010	10 2011	11 One Year	12 Two Year
1. Prior.....												
2. 2002.....												
3. 2003.....	XXX											
4. 2004.....	XXX	XXX										
5. 2005.....	XXX	XXX	XXX									
6. 2006.....	XXX	XXX	XXX	XXX								
7. 2007.....	XXX	XXX	XXX	XXX	XXX							
8. 2008.....	XXX	XXX	XXX	XXX	XXX	XXX						
9. 2009.....	XXX	XXX	XXX	XXX	XXX	XXX	XXX					
10. 2010.....	XXX	XXX	XXX	XXX	XXX	XXX	XXX	XXX				XXX
11. 2011.....	XXX	XXX	XXX	XXX	XXX	XXX	XXX	XXX	XXX		XXX	XXX
12. Totals												

SCHEDULE P - PART 2B - PRIVATE PASSENGER AUTO LIABILITY/MEDICAL

1. Prior.....	3,314	3,002	2,254	2,354	2,508	2,616	2,681	2,669	2,660	2,469	(191)	(200)
2. 2002.....	1,603	1,358	1,870	2,617	3,035	3,527	3,617	3,627	3,634	3,690	56	64
3. 2003.....	XXX	32,025	33,755	35,654	36,771	37,793	38,086	39,005	39,370	39,475	105	470
4. 2004.....	XXX	XXX	12,327	12,289	13,781	15,881	17,552	19,083	17,767	17,872	105	(1,211)
5. 2005.....	XXX	XXX	XXX	22,736	22,669	26,176	26,966	28,327	26,193	26,389	196	(1,938)
6. 2006.....	XXX	XXX	XXX	XXX	17,141	20,154	19,739	18,603	17,408	17,787	379	(816)
7. 2007.....	XXX	XXX	XXX	XXX	XXX	7,653	7,813	7,944	7,923	8,014	91	70
8. 2008.....	XXX	XXX	XXX	XXX	XXX	XXX	8,750	9,206	9,253	9,417	164	210
9. 2009.....	XXX	XXX	XXX	XXX	XXX	XXX	XXX	11,538	12,275	12,749	475	1,211
10. 2010.....	XXX	XXX	XXX	XXX	XXX	XXX	XXX	XXX				XXX
11. 2011.....	XXX	XXX	XXX	XXX	XXX	XXX	XXX	XXX	XXX		XXX	XXX
12. Totals											1,380	(2,140)

SCHEDULE P - PART 2C - COMMERCIAL AUTO/TRUCK LIABILITY/MEDICAL

1. Prior.....												
2. 2002.....												
3. 2003.....	XXX											
4. 2004.....	XXX	XXX										
5. 2005.....	XXX	XXX	XXX									
6. 2006.....	XXX	XXX	XXX	XXX								
7. 2007.....	XXX	XXX	XXX	XXX	XXX							
8. 2008.....	XXX	XXX	XXX	XXX	XXX	XXX						
9. 2009.....	XXX	XXX	XXX	XXX	XXX	XXX	XXX					
10. 2010.....	XXX	XXX	XXX	XXX	XXX	XXX	XXX	XXX				XXX
11. 2011.....	XXX	XXX	XXX	XXX	XXX	XXX	XXX	XXX	XXX		XXX	XXX
12. Totals												

SCHEDULE P - PART 2D - WORKERS' COMPENSATION
(EXCLUDING EXCESS WORKERS' COMPENSATION)

1. Prior.....												
2. 2002.....												
3. 2003.....	XXX											
4. 2004.....	XXX	XXX										
5. 2005.....	XXX	XXX	XXX									
6. 2006.....	XXX	XXX	XXX	XXX								
7. 2007.....	XXX	XXX	XXX	XXX	XXX							
8. 2008.....	XXX	XXX	XXX	XXX	XXX	XXX						
9. 2009.....	XXX	XXX	XXX	XXX	XXX	XXX	XXX					
10. 2010.....	XXX	XXX	XXX	XXX	XXX	XXX	XXX	XXX				XXX
11. 2011.....	XXX	XXX	XXX	XXX	XXX	XXX	XXX	XXX	XXX		XXX	XXX
12. Totals												

SCHEDULE P - PART 2E - COMMERCIAL MULTIPLE PERIL

1. Prior.....												
2. 2002.....												
3. 2003.....	XXX											
4. 2004.....	XXX	XXX										
5. 2005.....	XXX	XXX	XXX									
6. 2006.....	XXX	XXX	XXX	XXX								
7. 2007.....	XXX	XXX	XXX	XXX	XXX							
8. 2008.....	XXX	XXX	XXX	XXX	XXX	XXX						
9. 2009.....	XXX	XXX	XXX	XXX	XXX	XXX	XXX					
10. 2010.....	XXX	XXX	XXX	XXX	XXX	XXX	XXX	XXX				XXX
11. 2011.....	XXX	XXX	XXX	XXX	XXX	XXX	XXX	XXX	XXX		XXX	XXX
12. Totals												

Schedule P - Part 2F - Section 1 - Medical Professional Liability - Occurrence

N O N E

Schedule P - Part 2F - Section 2 - Medical Professional Liability - Claims-Made

N O N E

Schedule P - Part 2G - Special Liability (Ocean Marine, Aircraft (all perils), Boiler and Machinery)

N O N E

Schedule P - Part 2H - Section 1 - Other Liability - Occurrence

N O N E

Schedule P - Part 2H - Section 2- Other Liability - Claims-Made

N O N E

ANNUAL STATEMENT FOR THE YEAR 2011 OF THE Bristol West Insurance Company

SCHEDULE P - PART 2I - SPECIAL PROPERTY (FIRE, ALLIED LINES, INLAND MARINE, EARTHQUAKE, BURGLARY, AND THEFT)

Years in Which Losses Were Incurred	INCURRED NET LOSSES AND DEFENSE AND COST CONTAINMENT EXPENSES REPORTED AT YEAR END (\$000 OMITTED)										DEVELOPMENT	
	1 2002	2 2003	3 2004	4 2005	5 2006	6 2007	7 2008	8 2009	9 2010	10 2011	11 One Year	12 Two Year
1. Prior.....	XXX	XXX	XXX	XXX	XXX	XXX	XXX	XXX				
2. 2010.....	XXX	XXX	XXX	XXX	XXX	XXX	XXX	XXX				XXX
3. 2011.....	XXX	XXX	XXX	XXX	XXX	XXX	XXX	XXX	XXX		XXX	XXX
4. Totals												

SCHEDULE P - PART 2J - AUTO PHYSICAL DAMAGE

1. Prior.....	XXX	XXX	XXX	XXX	XXX	XXX	XXX	225	286	406	120	181
2. 2010.....	XXX	XXX	XXX	XXX	XXX	XXX	XXX	XXX				XXX
3. 2011.....	XXX	XXX	XXX	XXX	XXX	XXX	XXX	XXX	XXX		XXX	XXX
4. Totals											120	181

SCHEDULE P - PART 2K - FIDELITY/SURETY

1. Prior.....	XXX	XXX	XXX	XXX	XXX	XXX	XXX					
2. 2010.....	XXX	XXX	XXX	XXX	XXX	XXX	XXX	XXX				XXX
3. 2011.....	XXX	XXX	XXX	XXX	XXX	XXX	XXX	XXX	XXX		XXX	XXX
4. Totals												

SCHEDULE P - PART 2L - OTHER (INCLUDING CREDIT, ACCIDENT AND HEALTH)

1. Prior.....	XXX	XXX	XXX	XXX	XXX	XXX	XXX					
2. 2010.....	XXX	XXX	XXX	XXX	XXX	XXX	XXX	XXX				XXX
3. 2011.....	XXX	XXX	XXX	XXX	XXX	XXX	XXX	XXX	XXX		XXX	XXX
4. Totals												

SCHEDULE P - PART 2M - INTERNATIONAL

1. Prior.....												
2. 2002.....												
3. 2003.....	XXX											
4. 2004.....	XXX	XXX										
5. 2005.....	XXX	XXX	XXX									
6. 2006.....	XXX	XXX	XXX	XXX								
7. 2007.....	XXX	XXX	XXX	XXX	XXX							
8. 2008.....	XXX	XXX	XXX	XXX	XXX	XXX						
9. 2009.....	XXX	XXX	XXX	XXX	XXX	XXX	XXX					
10. 2010.....	XXX	XXX	XXX	XXX	XXX	XXX	XXX	XXX				XXX
11. 2011.....	XXX	XXX	XXX	XXX	XXX	XXX	XXX	XXX	XXX		XXX	XXX
12. Totals												

Schedule P - Part 2N - Reinsurance - Nonproportional Assumed Property

N O N E

Schedule P - Part 2O - Reinsurance - Nonproportional Assumed Liability

N O N E

Schedule P - Part 2P - Reinsurance - Nonproportional Assumed Financial Lines

N O N E

Schedule P - Part 2R - Section 1 - Products Liability - Occurrence

N O N E

Schedule P - Part 2R - Section 2 - Products Liability - Claims-Made

N O N E

Schedule P - Part 2S - Financial Guaranty/Mortgage Guaranty

N O N E

Schedule P - Part 2T - Warranty

N O N E

ANNUAL STATEMENT FOR THE YEAR 2011 OF THE Bristol West Insurance Company

SCHEDULE P - PART 3A - HOMEOWNERS/FARMOWNERS

Years in Which Losses Were Incurred	CUMULATIVE PAID NET LOSSES AND DEFENSE AND COST CONTAINMENT EXPENSES REPORTED AT YEAR END (\$000 OMITTED)										11 Number of Claims Closed With Loss Payment	12 Number of Claims Closed Without Loss Payment
	1	2	3	4	5	6	7	8	9	10		
	2002	2003	2004	2005	2006	2007	2008	2009	2010	2011		
1. Prior.....	.000											
2. 2002.....												
3. 2003.....	XXX											
4. 2004.....	XXX	XXX										
5. 2005.....	XXX	XXX	XXX									
6. 2006.....	XXX	XXX	XXX	XXX								
7. 2007.....	XXX	XXX	XXX	XXX	XXX							
8. 2008.....	XXX	XXX	XXX	XXX	XXX	XXX						
9. 2009.....	XXX	XXX	XXX	XXX	XXX	XXX	XXX					
10. 2010.....	XXX	XXX	XXX	XXX	XXX	XXX	XXX	XXX				
11. 2011.....	XXX	XXX	XXX	XXX	XXX	XXX	XXX	XXX	XXX			

SCHEDULE P - PART 3B - PRIVATE PASSENGER AUTO LIABILITY/MEDICAL

1. Prior.....	.000	1,339	1,479	2,125	2,419	2,601	2,643	2,649	2,647	2,651	381	427
2. 2002.....	601	1,133	873	1,946	2,886	3,292	3,472	3,565	3,575	3,608	8,300	4,576
3. 2003.....	XXX	14,612	28,541	31,963	34,973	36,783	37,649	38,609	39,300	39,326	22,281	12,895
4. 2004.....	XXX	XXX	6,175	3,007	9,268	11,846	15,487	17,007	17,545	17,682	19,003	11,682
5. 2005.....	XXX	XXX	XXX	10,775	15,760	14,656	20,797	23,716	25,163	25,739	16,933	10,000
6. 2006.....	XXX	XXX	XXX	XXX	6,851	(2,941)	8,311	13,133	15,619	16,562	15,972	10,537
7. 2007.....	XXX	XXX	XXX	XXX	XXX	3,131	5,858	6,980	7,605	7,851	16,541	10,601
8. 2008.....	XXX	XXX	XXX	XXX	XXX	XXX	3,609	7,151	8,469	9,127	19,710	13,399
9. 2009.....	XXX	XXX	XXX	XXX	XXX	XXX	XXX	5,205	9,399	11,525	27,996	17,220
10. 2010.....	XXX	XXX	XXX	XXX	XXX	XXX	XXX	XXX			32,906	13,209
11. 2011.....	XXX	XXX	XXX	XXX	XXX	XXX	XXX	XXX	XXX		22,781	10,023

SCHEDULE P - PART 3C - COMMERCIAL AUTO/TRUCK LIABILITY/MEDICAL

1. Prior.....	.000											
2. 2002.....												
3. 2003.....	XXX											
4. 2004.....	XXX	XXX										
5. 2005.....	XXX	XXX	XXX									
6. 2006.....	XXX	XXX	XXX	XXX								
7. 2007.....	XXX	XXX	XXX	XXX	XXX							
8. 2008.....	XXX	XXX	XXX	XXX	XXX	XXX						
9. 2009.....	XXX	XXX	XXX	XXX	XXX	XXX	XXX					
10. 2010.....	XXX	XXX	XXX	XXX	XXX	XXX	XXX	XXX				
11. 2011.....	XXX	XXX	XXX	XXX	XXX	XXX	XXX	XXX	XXX			

SCHEDULE P - PART 3D - WORKERS' COMPENSATION
(EXCLUDING EXCESS WORKERS' COMPENSATION)

1. Prior.....	.000											
2. 2002.....												
3. 2003.....	XXX											
4. 2004.....	XXX	XXX										
5. 2005.....	XXX	XXX	XXX									
6. 2006.....	XXX	XXX	XXX	XXX								
7. 2007.....	XXX	XXX	XXX	XXX	XXX							
8. 2008.....	XXX	XXX	XXX	XXX	XXX	XXX						
9. 2009.....	XXX	XXX	XXX	XXX	XXX	XXX	XXX					
10. 2010.....	XXX	XXX	XXX	XXX	XXX	XXX	XXX	XXX				
11. 2011.....	XXX	XXX	XXX	XXX	XXX	XXX	XXX	XXX	XXX			

SCHEDULE P - PART 3E - COMMERCIAL MULTIPLE PERIL

1. Prior.....	.000											
2. 2002.....												
3. 2003.....	XXX											
4. 2004.....	XXX	XXX										
5. 2005.....	XXX	XXX	XXX									
6. 2006.....	XXX	XXX	XXX	XXX								
7. 2007.....	XXX	XXX	XXX	XXX	XXX							
8. 2008.....	XXX	XXX	XXX	XXX	XXX	XXX						
9. 2009.....	XXX	XXX	XXX	XXX	XXX	XXX	XXX					
10. 2010.....	XXX	XXX	XXX	XXX	XXX	XXX	XXX	XXX				
11. 2011.....	XXX	XXX	XXX	XXX	XXX	XXX	XXX	XXX	XXX			

Schedule P - Part 3F - Section 1 - Medical Professional Liability - Occurrence

N O N E

Schedule P - Part 3F - Section 2 - Medical Professional Liability - Claims-Made

N O N E

Schedule P - Part 3G - Special Liability

N O N E

Schedule P - Part 3H - Section 1 - Other Liability - Occurrence

N O N E

Schedule P - Part 3H - Section 2 - Other Liability - Claims-Made

N O N E

ANNUAL STATEMENT FOR THE YEAR 2011 OF THE Bristol West Insurance Company

SCHEDULE P - PART 3I - SPECIAL PROPERTY (FIRE, ALLIED LINES, INLAND MARINE, EARTHQUAKE, BURGLARY, AND THEFT)

Years in Which Losses Were Incurred	CUMULATIVE PAID NET LOSSES AND DEFENSE AND COST CONTAINMENT EXPENSES REPORTED AT YEAR END (\$000 OMITTED)										11 Number of Claims Closed With Loss Payment	12 Number of Claims Closed Without Loss Payment
	1	2	3	4	5	6	7	8	9	10		
	2002	2003	2004	2005	2006	2007	2008	2009	2010	2011		
1. Prior.....	XXX	XXX	XXX	XXX	XXX	XXX	XXX	XXX			XXX	XXX
2. 2010.....	XXX	XXX	XXX	XXX	XXX	XXX	XXX	XXX			XXX	XXX
3. 2011.....	XXX	XXX	XXX	XXX	XXX	XXX	XXX	XXX	XXX		XXX	XXX

SCHEDULE P - PART 3J - AUTO PHYSICAL DAMAGE

1. Prior.....	XXX	XXX	XXX	XXX	XXX	XXX	XXX	.000	.501	.414	128,732	47,410
2. 2010.....	XXX	XXX	XXX	XXX	XXX	XXX	XXX	XXX			30,265	4,272
3. 2011.....	XXX	XXX	XXX	XXX	XXX	XXX	XXX	XXX	XXX		26,467	3,163

SCHEDULE P - PART 3K - FIDELITY/SURETY

1. Prior.....	XXX	XXX	XXX	XXX	XXX	XXX	XXX				XXX	XXX
2. 2010.....	XXX	XXX	XXX	XXX	XXX	XXX	XXX	XXX			XXX	XXX
3. 2011.....	XXX	XXX	XXX	XXX	XXX	XXX	XXX	XXX	XXX		XXX	XXX

SCHEDULE P - PART 3L - OTHER (INCLUDING CREDIT, ACCIDENT AND HEALTH)

1. Prior.....	XXX	XXX	XXX	XXX	XXX	XXX	XXX	.000			XXX	XXX
2. 2010.....	XXX	XXX	XXX	XXX	XXX	XXX	XXX	XXX			XXX	XXX
3. 2011.....	XXX	XXX	XXX	XXX	XXX	XXX	XXX	XXX	XXX		XXX	XXX

SCHEDULE P - PART 3M - INTERNATIONAL

1. Prior.....	.000										XXX	XXX
2. 2002.....											XXX	XXX
3. 2003.....	XXX										XXX	XXX
4. 2004.....	XXX	XXX									XXX	XXX
5. 2005.....	XXX	XXX	XXX								XXX	XXX
6. 2006.....	XXX	XXX	XXX	XXX							XXX	XXX
7. 2007.....	XXX	XXX	XXX	XXX	XXX						XXX	XXX
8. 2008.....	XXX	XXX	XXX	XXX	XXX	XXX					XXX	XXX
9. 2009.....	XXX	XXX	XXX	XXX	XXX	XXX	XXX				XXX	XXX
10. 2010.....	XXX	XXX	XXX	XXX	XXX	XXX	XXX	XXX			XXX	XXX
11. 2011.....	XXX	XXX	XXX	XXX	XXX	XXX	XXX	XXX	XXX		XXX	XXX

Schedule P - Part 3N - Reinsurance - Nonproportional Assumed Property

N O N E

Schedule P - Part 3O - Reinsurance - Nonproportional Assumed Liability

N O N E

Schedule P - Part 3P - Reinsurance - Nonproportional Assumed Financial Lines

N O N E

Schedule P - Part 3R - Section 1 - Product Liability - Occurrence

N O N E

Schedule P - Part 3R - Section 2 - Product Liability - Claims-Made

N O N E

Schedule P - Part 3S - Financial Guaranty/Mortgage Guaranty

N O N E

Schedule P - Part 3T - Warranty

N O N E

ANNUAL STATEMENT FOR THE YEAR 2011 OF THE Bristol West Insurance Company

SCHEDULE P - PART 4A - HOMEOWNERS/FAROWNERS

Years in Which Losses Were Incurred	BULK AND IBNR RESERVES ON NET LOSSES AND DEFENSE AND COST CONTAINMENT EXPENSES REPORTED AT YEAR END (\$000 OMITTED)									
	1	2	3	4	5	6	7	8	9	10
	2002	2003	2004	2005	2006	2007	2008	2009	2010	2011
1. Prior.....										
2. 2002.....										
3. 2003.....	XXX									
4. 2004.....	XXX	XXX								
5. 2005.....	XXX	XXX	XX							
6. 2006.....	XXX	XXX	XX	XX						
7. 2007.....	XXX	XXX	XX	XXX	XXX					
8. 2008.....	XXX	XXX	XXX	XXX	XXX	XXX				
9. 2009.....	XXX	XXX	XXX	XXX	XXX	XXX	XXX			
10. 2010.....	XXX	XXX	XXX	XXX	XXX	XXX	XXX	XXX		
11. 2011.....	XXX	XXX	XXX	XXX	XXX	XXX	XXX	XXX	XXX	

SCHEDULE P - PART 4B - PRIVATE PASSENGER AUTO LIABILITY/MEDICAL

1. Prior.....	1,820	791	59	(37)	(21)	(4)	3	(8)	(14)	(199)
2. 2002.....	403	20	64	77	(106)	22	14	(11)	(13)	58
3. 2003.....	XXX	6,043	1,449	583	190	300	154	2	(7)	48
4. 2004.....	XXX	XXX	2,135	2,332	1,348	1,678	793	1,560	20	40
5. 2005.....	XXX	XXX	XXX	3,917	2,092	4,839	2,410	2,978	229	125
6. 2006.....	XXX	XXX	XXX	XXX	3,709	8,873	5,042	2,329	452	450
7. 2007.....	XXX	XXX	XXX	XXX	XXX	1,603	759	370	75	51
8. 2008.....	XXX	XXX	XXX	XXX	XXX	XXX	1,831	765	233	84
9. 2009.....	XXX	XXX	XXX	XXX	XXX	XXX	XXX	2,959	903	418
10. 2010.....	XXX	XXX	XXX	XXX	XXX	XXX	XXX	XXX		
11. 2011.....	XXX	XXX	XXX	XXX	XXX	XXX	XXX	XXX	XXX	

SCHEDULE P - PART 4C - COMMERCIAL AUTO/TRUCK LIABILITY/MEDICAL

1. Prior.....										
2. 2002.....										
3. 2003.....	XXX									
4. 2004.....	XXX	XXX								
5. 2005.....	XXX	XXX	XXX							
6. 2006.....	XXX	XXX	XX	XXX						
7. 2007.....	XXX	XXX	XX	XX	XX					
8. 2008.....	XXX	XXX	XX	XX	XX	XX				
9. 2009.....	XXX	XXX	XX	XXX	XXX	XX	XXX			
10. 2010.....	XXX	XXX	XXX	XXX	XXX	XXX	XXX	XXX		
11. 2011.....	XXX	XXX	XXX	XXX	XXX	XXX	XXX	XXX	XXX	

SCHEDULE P - PART 4D - WORKERS' COMPENSATION
(EXCLUDING EXCESS WORKERS' COMPENSATION)

1. Prior.....										
2. 2002.....										
3. 2003.....	XXX									
4. 2004.....	XXX	XXX								
5. 2005.....	XXX	XXX	XXX							
6. 2006.....	XXX	XXX	XX	XXX						
7. 2007.....	XXX	XXX	XX	XX	XX					
8. 2008.....	XXX	XXX	XX	XX	XX	XX				
9. 2009.....	XXX	XXX	XX	XXX	XXX	XX	XXX			
10. 2010.....	XXX	XXX	XXX	XXX	XXX	XXX	XXX	XXX		
11. 2011.....	XXX	XXX	XXX	XXX	XXX	XXX	XXX	XXX	XXX	

SCHEDULE P - PART 4E - COMMERCIAL MULTIPLE PERIL

1. Prior.....										
2. 2002.....										
3. 2003.....	XXX									
4. 2004.....	XXX	XXX								
5. 2005.....	XXX	XXX	XXX							
6. 2006.....	XXX	XXX	XX	XXX						
7. 2007.....	XXX	XXX	XX	XX	XX					
8. 2008.....	XXX	XXX	XX	XX	XX	XX				
9. 2009.....	XXX	XXX	XX	XXX	XXX	XX	XXX			
10. 2010.....	XXX	XXX	XXX	XXX	XXX	XXX	XXX	XXX		
11. 2011.....	XXX	XXX	XXX	XXX	XXX	XXX	XXX	XXX	XXX	

Schedule P - Part 4F - Section 1 - Medical Professional Liability - Occurrence

N O N E

Schedule P - Part 4F - Section 2 - Medical Professional Liability - Claims-Made

N O N E

Schedule P - Part 4G - Special Liability

N O N E

Schedule P - Part 4H - Section 1 - Other Liability - Occurrence

N O N E

Schedule P - Part 4H - Section 2 - Other Liability - Claims-Made

N O N E

ANNUAL STATEMENT FOR THE YEAR 2011 OF THE Bristol West Insurance Company

SCHEDULE P - PART 4I - SPECIAL PROPERTY (FIRE, ALLIED LINES, INLAND MARINE, EARTHQUAKE, BURGLARY, AND THEFT)

Years in Which Losses Were Incurred	BULK AND IBNR RESERVES ON NET LOSSES AND DEFENSE AND COST CONTAINMENT EXPENSES REPORTED AT YEAR END (\$000 OMITTED)									
	1	2	3	4	5	6	7	8	9	10
	2002	2003	2004	2005	2006	2007	2008	2009	2010	2011
1. Prior	XXX	XXX	XXX	XXX	XXX	XXX	XXX			
2. 2010	XXX	XXX	XXX	XXX	XXX	XXX	XXX	XXX		
3. 2011	XXX	XXX	XXX	XXX	XXX	XXX	XXX	XXX	XXX	

SCHEDULE P - PART 4J - AUTO PHYSICAL DAMAGE

1. Prior	XXX	XXX	XXX	XXX	XXX	XXX	XXX	30	(231)	(13)
2. 2010	XXX	XXX	XXX	XXX	XXX	XXX	XXX	XXX		
3. 2011	XXX	XXX	XXX	XXX	XXX	XXX	XXX	XXX	XXX	

SCHEDULE P - PART 4K - FIDELITY/SURETY

1. Prior	XXX	XXX	XXX	XXX	XXX	XXX	XXX			
2. 2010	XXX	XXX	XXX	XXX	XXX	XXX	XXX	XXX		
3. 2011	XXX	XXX	XXX	XXX	XXX	XXX	XXX	XXX	XXX	

SCHEDULE P - PART 4L - OTHER (INCLUDING CREDIT, ACCIDENT AND HEALTH)

1. Prior	XXX	XXX	XXX	XXX	XXX	XXX	XXX			
2. 2010	XXX	XXX	XXX	XXX	XXX	XXX	XXX	XXX		
3. 2011	XXX	XXX	XXX	XXX	XXX	XXX	XXX	XXX	XXX	

SCHEDULE P - PART 4M - INTERNATIONAL

1. Prior										
2. 2002										
3. 2003	XXX									
4. 2004	XXX	XXX								
5. 2005	XXX	XXX	XXX							
6. 2006	XXX	XXX	XXX	XXX						
7. 2007	XXX	XXX	XXX	XXX	XXX					
8. 2008	XXX	XXX	XXX	XXX	XXX	XXX				
9. 2009	XXX	XXX	XXX	XXX	XXX	XXX	XXX			
10. 2010	XXX	XXX	XXX	XXX	XXX	XXX	XXX	XXX		
11. 2011	XXX	XXX	XXX	XXX	XXX	XXX	XXX	XXX	XXX	

Schedule P - Part 4N - Reinsurance - Nonproportional Assumed Property

N O N E

Schedule P - Part 4O - Reinsurance - Nonproportional Assumed Liability

N O N E

Schedule P - Part 4P - Reinsurance - Nonproportional Assumed Financial Lines

N O N E

Schedule P - Part 4R - Section 1 - Products Liability - Occurrence

N O N E

Schedule P - Part 4R - Section 2 - Products Liability - Claims-Made

N O N E

Schedule P - Part 4S - Financial Guaranty/Mortgage Guaranty

N O N E

Schedule P - Part 4T - Warranty

N O N E

Schedule P - Part 5A - Homeowners/Farmowners - Section 1

N O N E

Schedule P - Part 5A - Homeowners/Farmowners - Section 2

N O N E

Schedule P - Part 5A - Homeowners/Farmowners - Section 3

N O N E

ANNUAL STATEMENT FOR THE YEAR 2011 OF THE Bristol West Insurance Company

SCHEDULE P - PART 5B - PRIVATE PASSENGER AUTO LIABILITY/MEDICAL

SECTION 1

Years in Which Premiums Were Earned and Losses Were Incurred	CUMULATIVE NUMBER OF CLAIMS CLOSED WITH LOSS PAYMENT DIRECT AND ASSUMED AT YEAR END									
	1	2	3	4	5	6	7	8	9	10
	2002	2003	2004	2005	2006	2007	2008	2009	2010	2011
1. Prior.....	1,546	212	23	38	12	97			(1)	
2. 2002.....	5,016	7,659	8,040	8,174	8,215	8,292	8,292	8,294	8,295	8,300
3. 2003.....	XXX	13,009	21,217	22,174	22,174	22,174	22,174	22,174	22,278	22,281
4. 2004.....	XXX	XXX	13,069	17,948	18,448	18,863	18,933	18,943	18,986	19,003
5. 2005.....	XXX	XXX	XXX	11,598	15,624	16,477	16,727	16,846	16,915	16,933
6. 2006.....	XXX	XXX	XXX	XXX	10,688	14,892	15,602	15,814	15,944	15,972
7. 2007.....	XXX	XXX	XXX	XXX	XXX	11,023	15,502	16,162	16,452	16,541
8. 2008.....	XXX	XXX	XXX	XXX	XXX	XXX	12,601	18,465	19,397	19,710
9. 2009.....	XXX	XXX	XXX	XXX	XXX	XXX	XXX	18,709	26,829	27,996
10. 2010.....	XXX	XXX	XXX	XXX	XXX	XXX	XXX	XXX	25,294	32,906
11. 2011.....	XXX	XXX	XXX	XXX	XXX	XXX	XXX	XXX	XXX	22,781

SECTION 2

Years in Which Premiums Were Earned and Losses Were Incurred	NUMBER OF CLAIMS OUTSTANDING DIRECT AND ASSUMED AT YEAR END									
	1	2	3	4	5	6	7	8	9	10
	2002	2003	2004	2005	2006	2007	2008	2009	2010	2011
1. Prior.....	337	171	68	25	14	7	6	6	6	
2. 2002.....	3,138	589	202	73	33	23	14	11	10	5
3. 2003.....	XXX	9,196	1,266	311	134	51	33	24	16	14
4. 2004.....	XXX	XXX	6,053	958	447	203	176	58	37	19
5. 2005.....	XXX	XXX	XXX	5,024	1,020	382	366	88	57	35
6. 2006.....	XXX	XXX	XXX	XXX	5,196	997	616	188	78	44
7. 2007.....	XXX	XXX	XXX	XXX	XXX	5,690	4,809	445	189	95
8. 2008.....	XXX	XXX	XXX	XXX	XXX	XXX	6,929	1,265	498	210
9. 2009.....	XXX	XXX	XXX	XXX	XXX	XXX	XXX	7,189	1,881	751
10. 2010.....	XXX	XXX	XXX	XXX	XXX	XXX	XXX	XXX	6,528	1,779
11. 2011.....	XXX	XXX	XXX	XXX	XXX	XXX	XXX	XXX	XXX	5,828

SECTION 3

Years in Which Premiums Were Earned and Losses Were Incurred	CUMULATIVE NUMBER OF CLAIMS REPORTED DIRECT AND ASSUMED AT YEAR END									
	1	2	3	4	5	6	7	8	9	10
	2002	2003	2004	2005	2006	2007	2008	2009	2010	2011
1. Prior.....	735	59	(118)	3	2	135	(1)		(1)	(6)
2. 2002.....	11,561	12,753	12,773	12,782	12,783	12,890	12,881	12,881	12,881	12,881
3. 2003.....	XXX	31,810	35,078	35,135	35,135	35,052	35,034	35,034	35,190	35,190
4. 2004.....	XXX	XXX	28,613	30,448	30,448	30,619	30,662	30,662	30,704	30,704
5. 2005.....	XXX	XXX	XXX	24,857	26,459	26,851	26,892	26,920	26,970	26,968
6. 2006.....	XXX	XXX	XXX	XXX	24,473	26,342	26,451	26,503	26,546	26,553
7. 2007.....	XXX	XXX	XXX	XXX	XXX	25,370	27,015	27,167	27,233	27,237
8. 2008.....	XXX	XXX	XXX	XXX	XXX	XXX	30,688	33,001	33,236	33,319
9. 2009.....	XXX	XXX	XXX	XXX	XXX	XXX	XXX	41,083	45,813	45,967
10. 2010.....	XXX	XXX	XXX	XXX	XXX	XXX	XXX	XXX	43,539	47,894
11. 2011.....	XXX	XXX	XXX	XXX	XXX	XXX	XXX	XXX	XXX	38,632

Schedule P - Part 5C - Commercial Auto/Truck Liability/Medical - Section 1

NONE

Schedule P - Part 5C - Commercial Auto/Truck Liability/Medical - Section 2

NONE

Schedule P - Part 5C - Commercial Auto/Truck Liability/Medical - Section 3

NONE

Schedule P-Part 5D-Workers' Compensation (Excluding Excess Workers' Compensation)-Section 1

NONE

Schedule P-Part 5D-Workers' Compensation (Excluding Excess Workers' Compensation)-Section 2

NONE

Schedule P-Part 5D-Workers' Compensation (Excluding Excess Workers' Compensation)-Section 3

NONE

Schedule P - Part 5E - Commercial Multiple Peril - Section 1

NONE

Schedule P - Part 5E - Commercial Multiple Peril - Section 2

NONE

Schedule P - Part 5E - Commercial Multiple Peril - Section 3

NONE

Schedule P - Part 5F - Medical Professional Liability - Occurrence - Section 1A

NONE

Schedule P - Part 5F - Medical Professional Liability - Occurrence - Section 2A

NONE

Schedule P - Part 5F - Medical Professional Liability - Occurrence - Section 3A

NONE

Schedule P - Part 5F - Medical Professional Liability - Claims-Made - Section 1B

NONE

Schedule P - Part 5F - Medical Professional Liability - Claims-Made - Section 2B

NONE

Schedule P - Part 5F - Medical Professional Liability - Claims-Made - Section 3B

NONE

Schedule P - Part 5H - Other Liability - Occurrence - Section 1A

NONE

Schedule P - Part 5H - Other Liability - Occurrence - Section 2A

NONE

Schedule P - Part 5H - Other Liability - Occurrence - Section 3A

NONE

Schedule P - Part 5H - Other Liability - Claims-Made - Section 1B

NONE

Schedule P - Part 5H - Other Liability - Claims-Made - Section 2B

NONE

Schedule P - Part 5H - Other Liability - Claims-Made - Section 3B

NONE

Schedule P - Part 5R - Products Liability - Occurrence - Section 1A

NONE

Schedule P - Part 5R - Products Liability - Occurrence - Section 2A

NONE

Schedule P - Part 5R - Products Liability - Occurrence - Section 3A

NONE

Schedule P - Part 5R - Products Liability - Claims-Made - Section 1B

NONE

Schedule P - Part 5R - Products Liability - Claims-Made - Section 2B

NONE

Schedule P - Part 5R - Products Liability - Claims-Made - Section 3B

NONE

Schedule P - Part 5T - Warranty - Section 1

NONE

Schedule P - Part 5T - Warranty - Section 2

NONE

Schedule P - Part 5T - Warranty - Section 3

NONE

Schedule P - Part 6C - Commercial Auto/Truck Liability/Medical - Section 1

NONE

Schedule P - Part 6C - Commercial Auto/Truck Liability/Medical - Section 2

NONE

Schedule P-Part 6D-Workers' Compensation (Excluding Excess Workers' Compensation)-Section 1

NONE

Schedule P-Part 6D-Workers' Compensation (Excluding Excess Workers' Compensation)-Section 2

NONE

Schedule P - Part 6E - Commercial Multiple Peril - Section 1

NONE

Schedule P - Part 6E - Commercial Multiple Peril - Section 2

NONE

Schedule P - Part 6H - Other Liability - Occurrence - Section 1A

NONE

Schedule P - Part 6H - Other Liability - Occurrence - Section 2A

NONE

Schedule P - Part 6H - Other Liability - Claims-Made - Section 1B

NONE

Schedule P - Part 6H - Other Liability - Claims-Made - Section 2B

NONE

Schedule P - Part 6M - International - Section 1

NONE

Schedule P - Part 6M - International - Section 2

NONE

Schedule P - Part 6N- Reinsurance A - Nonproportional Assumed Property - Section 1

N O N E

Schedule P - Part 6N- Reinsurance A - Nonproportional Assumed Property - Section 2

N O N E

Schedule P - Part 6O - Reinsurance B - Nonproportional Liability - Section 1

N O N E

Schedule P - Part 6O - Reinsurance B - Nonproportional Assumed Liability - Section 2

N O N E

Schedule P - Part 6R - Products Liability - Occurrence - Section 1A

N O N E

Schedule P - Part 6R - Products Liability - Occurrence - Section 2A

N O N E

Schedule P - Part 6R - Products Liability - Claims-Made - Section 1B

N O N E

Schedule P - Part 6R - Products Liability - Claims-Made - Section 2B

N O N E

Schedule P - Part 7A - Section 1 - Primary Loss Sensitive Contracts

N O N E

Schedule P - Part 7A - Section 2 - Primary Loss Sensitive Contracts

N O N E

Schedule P - Part 7A - Section 3 - Primary Loss Sensitive Contracts

N O N E

Schedule P - Part 7A - Section 4 - Primary Loss Sensitive Contracts

N O N E

Schedule P - Part 7A - Section 5 - Primary Loss Sensitive Contracts

N O N E

Schedule P - Part 7B - Section 1 - Reinsurance Loss Sensitive Contracts

N O N E

Schedule P - Part 7B - Section 2 - Reinsurance Loss Sensitive Contracts
N O N E

Schedule P - Part 7B - Section 3 - Reinsurance Loss Sensitive Contracts
N O N E

Schedule P - Part 7B - Section 4 - Reinsurance Loss Sensitive Contracts
N O N E

Schedule P - Part 7B - Section 5 - Reinsurance Loss Sensitive Contracts
N O N E

Schedule P - Part 7B - Section 6 - Reinsurance Loss Sensitive Contracts
N O N E

Schedule P - Part 7B - Section 7 - Reinsurance Loss Sensitive Contracts
N O N E

SCHEDULE P INTERROGATORIES

1. The following questions relate to yet-to-be-issued Extended Reporting Endorsements (EREs) arising from Death, Disability, or Retirement (DDR) provisions in Medical Professional Liability Claims Made insurance policies. EREs provided for reasons other than DDR are not to be included.
- 1.1 Does the company issue Medical Professional Liability Claims Made insurance policies that provide tail (also known as an extended reporting endorsement, or “ERE”) benefits in the event of Death, Disability, or Retirement (DDR) at a reduced charge or at no additional cost? Yes [] No [X]
If the answer to question 1.1 is “no”, leave the following questions blank. If the answer to question 1.1 is “yes”, please answer the following questions:
- 1.2 What is the total amount of the reserve for that provision (DDR Reserve), as reported, explicitly or not, elsewhere in this statement (in dollars)?\$
- 1.3 Does the company report any DDR reserve as Unearned Premium Reserve per SSAP #65? Yes [] No []
- 1.4 Does the company report any DDR reserve as loss or loss adjustment expense reserve? Yes [] No []
- 1.5 If the company reports DDR reserve as Unearned Premium Reserve, does that amount match the figure on the Underwriting and Investment Exhibit, Part 1A – Recapitulation of all Premiums (Page 7) Column 2, Lines 11.1 plus 11.2? Yes [] No [] N/A [X]
- 1.6 If the company reports DDR reserve as loss or loss adjustment expense reserve, please complete the following table corresponding to where these reserves are reported in Schedule P:

Years in Which Premiums Were Earned and Losses Were Incurred	DDR Reserve Included in Schedule P, Part 1F, Medical Professional Liability Column 24: Total Net Losses and Expenses Unpaid	
	1 Section 1: Occurrence	2 Section 2: Claims-Made
1.601 Prior		
1.602 2002		
1.603 2003		
1.604 2004		
1.605 2005		
1.606 2006		
1.607 2007		
1.608 2008		
1.609 2009		
1.610 2010		
1.611 2011.....		
1.612 Totals		

2. The definition of allocated loss adjustment expenses (ALAE) and, therefore, unallocated loss adjustment expenses (ULAE) was changed effective January 1, 1998. This change in definition applies to both paid and unpaid expenses. Are these expenses (now reported as “ Defense and Cost Containment” and “Adjusting and Other”) reported in compliance with these definitions in this statement? Yes [X] No []
3. The Adjusting and Other expense payments and reserves should be allocated to the years in which the losses were incurred based on the number of claims reported, closed and outstanding in those years. When allocating Adjusting and Other expense between companies in a group or a pool, the Adjusting and Other expense should be allocated in the same percentage used for the loss amounts and the claim counts. For reinsurers, Adjusting and Other expense assumed should be reported according to the reinsurance contract. For Adjusting and Other expense incurred by reinsurers, or in those situations where suitable claim count information is not available, Adjusting and Other expense should be allocated by a reasonable method determined by the company and described in Interrogatory 7, below. Are they so reported in this Statement? Yes [X] No []
4. Do any lines in Schedule P include reserves that are reported gross of any discount to present value of future payments, and that are reported net of such discounts on Page 10? Yes [] No [X]

If yes, proper disclosure must be made in the Notes to Financial Statements, as specified in the Instructions. Also, the discounts must be reported in Schedule P - Part 1, Columns 32 and 33. Schedule P must be completed gross of non-tabular discounting. Work papers relating to discount calculations must be available for examination upon request.
Discounting is allowed only if expressly permitted by the state insurance department to which this Annual Statement is being filed.
5. What were the net premiums in force at the end of the year for:
(in thousands of dollars)

5.1 Fidelity
5.2 Surety
6. Claim count information is reported per claim or per claimant (Indicate which).per claimant.....
If not the same in all years, explain in Interrogatory 7.
- 7.1 The information provided in Schedule P will be used by many persons to estimate the adequacy of the current loss and expense reserves, among other things. Are there any especially significant events, coverage, retention or accounting changes that have occurred that must be considered when making such analyses? Yes [] No [X]
- 7.2 (An extended statement may be attached.)
.....

SCHEDULE T - PART 2
INTERSTATE COMPACT - EXHIBIT OF PREMIUMS WRITTEN

Allocated by States and Territories

		Direct Business Only					
		1	2	3	4	5	6
States, Etc.		Life (Group and Individual)	Annuities (Group and Individual)	Disability Income (Group and Individual)	Long-Term Care (Group and Individual)	Deposit-Type Contracts	Totals
1.	Alabama	AL					
2.	Alaska	AK					
3.	Arizona	AZ					
4.	Arkansas	AR					
5.	California	CA					
6.	Colorado	CO					
7.	Connecticut	CT					
8.	Delaware	DE					
9.	District of Columbia	DC					
10.	Florida	FL					
11.	Georgia	GA					
12.	Hawaii	HI					
13.	Idaho	ID					
14.	Illinois	IL					
15.	Indiana	IN					
16.	Iowa	IA					
17.	Kansas	KS					
18.	Kentucky	KY					
19.	Louisiana	LA					
20.	Maine	ME					
21.	Maryland	MD					
22.	Massachusetts	MA					
23.	Michigan	MI					
24.	Minnesota	MN					
25.	Mississippi	MS					
26.	Missouri	MO					
27.	Montana	MT					
28.	Nebraska	NE					
29.	Nevada	NV					
30.	New Hampshire	NH					
31.	New Jersey	NJ					
32.	New Mexico	NM					
33.	New York	NY					
34.	North Carolina	NC					
35.	North Dakota	ND					
36.	Ohio	OH					
37.	Oklahoma	OK					
38.	Oregon	OR					
39.	Pennsylvania	PA					
40.	Rhode Island	RI					
41.	South Carolina	SC					
42.	South Dakota	SD					
43.	Tennessee	TN					
44.	Texas	TX					
45.	Utah	UT					
46.	Vermont	VT					
47.	Virginia	VA					
48.	Washington	WA					
49.	West Virginia	WV					
50.	Wisconsin	WI					
51.	Wyoming	WY					
52.	American Samoa	AS					
53.	Guam	GU					
54.	Puerto Rico	PR					
55.	U.S. Virgin Islands	VI					
56.	Northern Mariana Islands	MP					
57.	Canada	CN					
58.	Aggregate Other Alien	OT					
59.	Total						

NONE

ANNUAL STATEMENT FOR THE YEAR 2011 OF THE Bristol West Insurance Company

SCHEDULE Y

PART 1A - DETAIL OF INSURANCE HOLDING COMPANY SYSTEM

1	2	3	4	5	6	7	8	9	10	11	12	13	14	15
Group Code	Group Name	NAIC Company Code	Federal ID Number	Federal RSSD	CIK	Name of Securities Exchange if Publicly Traded (U.S. or International)	Names of Parent, Subsidiaries Or Affiliates	Domiciliary Location	Relationship to Reporting Entity	Directly Controlled by (Name of Entity/Person)	Type of Control (Ownership, Board, Management, Attorney-in-Fact, Influence, Other)	If Control is Ownership Provide Percentage	Ultimate Controlling Entity(ies)/Person(s)	*
		00000					17-40 Direct Limited	GB	OTH	Endsleigh Insurance Services Limited	Ownership	100.000	Zurich Financial Services AG	15
		00000	95-4723863				20th Century Insurance Services, Inc.	US	NIA	21st Century Insurance Group	Ownership	100.000	Farmers Insurance Exchange	
							21st Century Advantage Insurance Company	US	JA	21st Century North America Insurance Company	Ownership	100.000	Farmers Insurance Exchange	
0212	Farmers Insurance Group	25232	22-3398993				21st Century Assurance Company	US	JA	Farmers Insurance Exchange	Ownership	80.000	Farmers Insurance Exchange	
0212	Farmers Insurance Group	44245	13-3551577				21st Century Assurance Company	US	JA	Fire Insurance Exchange	Ownership	10.000	Farmers Insurance Exchange	
0212	Farmers Insurance Group	44245	13-3551577				21st Century Assurance Company	US	JA	Truck Insurance Exchange	Ownership	10.000	Farmers Insurance Exchange	
0212	Farmers Insurance Group	44245	13-3551577				21st Century Auto Insurance Company of New Jersey	US	JA	21st Century Centennial Insurance Company	Ownership	100.000	Farmers Insurance Exchange	
0212	Farmers Insurance Group	10184	22-3337475				21st Century Casualty Company	US	JA	21st Century Insurance Group	Ownership	100.000	Farmers Insurance Exchange	
0212	Farmers Insurance Group	36404	95-4136306				21st Century Centennial Insurance Company	US	JA	Farmers Insurance Exchange	Ownership	80.000	Farmers Insurance Exchange	
0212	Farmers Insurance Group	34789	23-2044095				21st Century Centennial Insurance Company	US	JA	Fire Insurance Exchange	Ownership	10.000	Farmers Insurance Exchange	
0212	Farmers Insurance Group	34789	23-2044095				21st Century Centennial Insurance Company	US	JA	Truck Insurance Exchange	Ownership	10.000	Farmers Insurance Exchange	
0212	Farmers Insurance Group	34789	23-2044095				21st Century Indemnity Insurance Company	US	JA	21st Century Premier Insurance Company	Ownership	100.000	Farmers Insurance Exchange	
0212	Farmers Insurance Group	43974	13-1967524				21st Century Insurance and Financial Services, Inc.	US	NIA	Farmers Insurance Exchange	Ownership	80.000	Farmers Insurance Exchange	
		00000	51-0283170				21st Century Insurance and Financial Services, Inc.	US	NIA	Fire Insurance Exchange	Ownership	10.000	Farmers Insurance Exchange	
		00000	51-0283170				21st Century Insurance and Financial Services, Inc.	US	NIA	Truck Insurance Exchange	Ownership	10.000	Farmers Insurance Exchange	
0212	Farmers Insurance Group	12963	95-2565072				21st Century Insurance Company	US	JA	21st Century Insurance Group	Ownership	100.000	Farmers Insurance Exchange	
0212	Farmers Insurance Group	10245	86-0812982				21st Century Insurance Company of the Southwest	US	JA	21st Century Insurance Group	Ownership	100.000	Farmers Insurance Exchange	
		00000	95-1935264				21st Century Insurance Group	US	NIA	Farmers Insurance Exchange	Ownership	80.000	Farmers Insurance Exchange	
		00000	95-1935264				21st Century Insurance Group	US	NIA	Fire Insurance Exchange	Ownership	10.000	Farmers Insurance Exchange	
		00000	95-1935264				21st Century Insurance Group	US	NIA	Truck Insurance Exchange	Ownership	10.000	Farmers Insurance Exchange	
0212	Farmers Insurance Group	36587	13-3801089				21st Century National Insurance Company	US	JA	21st Century Security Insurance Company	Ownership	100.000	Farmers Insurance Exchange	
0212	Farmers Insurance Group	32220	13-3333609				21st Century North America Insurance Company	US	JA	Farmers Insurance Exchange	Ownership	80.000	Farmers Insurance Exchange	
0212	Farmers Insurance Group	32220	13-3333609				21st Century North America Insurance Company	US	JA	Fire Insurance Exchange	Ownership	10.000	Farmers Insurance Exchange	
0212	Farmers Insurance Group	32220	13-3333609				21st Century North America Insurance Company	US	JA	Truck Insurance Exchange	Ownership	10.000	Farmers Insurance Exchange	
0212	Farmers Insurance Group	23795	02-0226203				21st Century Pacific Insurance Company	US	JA	Farmers Insurance Exchange	Ownership	80.000	Farmers Insurance Exchange	
0212	Farmers Insurance Group	23795	02-0226203				21st Century Pacific Insurance Company	US	JA	Fire Insurance Exchange	Ownership	10.000	Farmers Insurance Exchange	
0212	Farmers Insurance Group	23795	02-0226203				21st Century Pacific Insurance Company	US	JA	Truck Insurance Exchange	Ownership	10.000	Farmers Insurance Exchange	
0212	Farmers Insurance Group	10710	13-3922232				21st Century Pinnacle Insurance Company	US	JA	21st Century North America Insurance Company	Ownership	100.000	Farmers Insurance Exchange	
0212	Farmers Insurance Group	22225	95-2743473				21st Century Preferred Insurance Company	US	JA	21st Century Centennial Insurance Company	Ownership	100.000	Farmers Insurance Exchange	

SCHEDULE Y

PART 1A - DETAIL OF INSURANCE HOLDING COMPANY SYSTEM

1	2	3	4	5	6	7	8	9	10	11	12	13	14	15
Group Code	Group Name	NAIC Company Code	Federal ID Number	Federal RSSD	CIK	Name of Securities Exchange if Publicly Traded (U.S. or International)	Names of Parent, Subsidiaries Or Affiliates	Domi-ciliary Location	Relationship to Reporting Entity	Directly Controlled by (Name of Entity/Person)	Type of Control (Ownership, Board, Management, Attorney-in-Fact, Influence, Other)	If Control is Owner-ship Provide Percen-tage	Ultimate Controlling Entity(ies)/Person(s)	*
..0212	Farmers Insurance Group20796	22-1721971	21st Century Premier Insurance CompanyUS	..JA	21st Century Centennial Insurance Company	Ownership.....	..100.000	Farmers Insurance Exchange
..0212	Farmers Insurance Group23833	02-0227294	21st Century Security Insurance CompanyUS	..JA	Farmers Insurance Exchange	Ownership.....	..80.000	Farmers Insurance Exchange
..0212	Farmers Insurance Group23833	02-0227294	21st Century Security Insurance CompanyUS	..JA	Fire Insurance Exchange	Ownership.....	..10.000	Farmers Insurance Exchange
..0212	Farmers Insurance Group23833	02-0227294	21st Century Security Insurance CompanyUS	..JA	Truck Insurance Exchange	Ownership.....	..10.000	Farmers Insurance Exchange
..0212	Farmers Insurance Group43761	95-4232263	21st Century Superior Insurance CompanyUS	..JA	21st Century North America Insurance Company	Ownership.....	..100.000	Farmers Insurance Exchange
		..00000	99-0215429	50th State Risk Management Services, Inc.US	..NIA	Hawaii Insurance Consultants, Ltd.	Ownership.....	..100.000	Farmers Insurance Exchange
		..00000	Access Franchise Management LimitedGB	..OTH	Zurich Assurance Ltd	Ownership.....	..100.000	Zurich Financial Services AG15
		..00000	ACN 000 141 051 Ltd.AU	..OTH	Zurich Financial Services Australia Limited	Ownership.....	..100.000	Zurich Financial Services AG15
		..00000	Activita Care Management AGCH	..OTH	Zurich Versicherungs-Gesellschaft AG	Ownership.....	..30.000	Zurich Financial Services AG15
		..00000	ADAC Autoversicherung AGDE	..OTH	Zurich Beteteiligungs-Aktiengesellschaft (Deutschland) ...	Ownership.....	..51.000	Zurich Financial Services AG15
		..00000	Afterland LimitedGB	..OTH	Zurich Assurance Ltd	Ownership.....	..100.000	Zurich Financial Services AG15
		..00000	AG Haus der WirtschaftDE	..OTH	Zurich Versicherungs-Gesellschaft AG	Ownership.....	..8.163	Zurich Financial Services AG15
		..00000	AIDE Asistencia Seguros y Reaseguros, S.A. – Sociedad UniperES	..OTH	Zurich Insurance plc, Sucursal en Espana	Ownership.....	..100.000	Zurich Financial Services AG15
		..00000	Albert Road 1 UK LimitedGB	..OTH	Zurich Assurance Ltd	Ownership.....	..100.000	Zurich Financial Services AG15
		..00000	Albert Road 2 UK LimitedGB	..OTH	Zurich Assurance Ltd	Ownership.....	..100.000	Zurich Financial Services AG15
		..00000	Allied Dunbar (Staff Pension Plan) Trustee LimitedGB	..OTH	Allied Dunbar Assurance plc	Ownership.....	..100.000	Zurich Financial Services AG15
		..00000	Allied Dunbar Asset Management plcGB	..OTH	Allied Dunbar Assurance plc	Ownership.....	..99.999	Zurich Financial Services AG15
		..00000	Allied Dunbar Asset Management plcGB	..OTH	Zurich Trustee Company (UK) Limited	Ownership.....	..0.001	Zurich Financial Services AG15
		..00000	Allied Dunbar Assurance plcGB	..OTH	Zurich Financial Services (UKISA) Limited	Ownership.....	..100.000	Zurich Financial Services AG15
		..00000	Allied Dunbar Financial Services LimitedGB	..OTH	Allied Dunbar Assurance plc	Ownership.....	..100.000	Zurich Financial Services AG15
		..00000	Allied Dunbar Healthcare Marketing LimitedGB	..OTH	Allied Dunbar Assurance plc	Ownership.....	..100.000	Zurich Financial Services AG15
		..00000	Allied Dunbar International Fund Managers LimitedIM	..OTH	Zurich Versicherungs-Gesellschaft AG	Ownership.....	..100.000	Zurich Financial Services AG15
		..00000	Allied Dunbar International Nominees LimitedIM	..OTH	Allied Dunbar International Fund Managers Limited	Ownership.....	..100.000	Zurich Financial Services AG15
		..00000	Allied Dunbar Mortgages LimitedGB	..OTH	Allied Dunbar Assurance plc	Ownership.....	..100.000	Zurich Financial Services AG15
		..00000	Allied Dunbar Property Services LimitedGB	..OTH	Allied Dunbar Assurance plc	Ownership.....	..100.000	Zurich Financial Services AG15
		..00000	Allied Dunbar Provident plcGB	..OTH	Allied Dunbar Assurance plc	Ownership.....	..100.000	Zurich Financial Services AG15
		..00000	Allied Dunbar Provident plcGB	..OTH	Zurich Trustee Company (UK) Limited	Ownership.....	..0.000	Zurich Financial Services AG15
		..00000	Allied Zurich Holdings LimitedJE	..OTH	Zurich Versicherungs-Gesellschaft AG	Ownership.....	..100.000	Zurich Financial Services AG15
		..00000	Allied Zurich LimitedGB	..OTH	Zurich Financial Services AG	Ownership.....	..100.000	Zurich Financial Services AG15

SCHEDULE Y
PART 1A - DETAIL OF INSURANCE HOLDING COMPANY SYSTEM

1	2	3	4	5	6	7	8	9	10	11	12	13	14	15
Group Code	Group Name	NAIC Company Code	Federal ID Number	Federal RSSD	CIK	Name of Securities Exchange if Publicly Traded (U.S. or International)	Names of Parent, Subsidiaries Or Affiliates	Domi-ciliary Location	Relationship to Reporting Entity	Directly Controlled by (Name of Entity/Person)	Type of Control (Ownership, Board, Management, Attorney-in-Fact, Influence, Other)	If Control is Owner-ship Provide Percen-tage	Ultimate Controlling Entity(ies)/Person(s)	*
..0212	Foremost Insurance Group43699	59-2326047				American Federation Insurance Company	..US	..JA	Foremost Insurance Company Grand Rapids, Michigan	Ownership.....	..100.000	Farmers Insurance Exchanges1
..0212	Zurich U.S. Insurance Pool Group26247	36-6071400				American Guarantee and Liability Insurance CompanyUS	..OTH	Zurich American Insurance Company ..	Ownership.....	..100.000	Zurich Financial Services AG15
..0212	Farmers Insurance Group10805	13-3953213				American Pacific Insurance Company, Inc.	..US	..JA	Farmers Insurance Hawaii, Inc.	Ownership.....	..100.000	Farmers Insurance Exchange15
..0212	Zurich U.S. Insurance Pool Group40142	36-3141762				American Zurich Insurance CompanyUS	..OTH	Steadfast Insurance Company	Ownership.....	..100.000	Zurich Financial Services AG15
		..00000					Anglo American Insurance Company LimitedGB	..OTH	Anglo American Insurance Group (UK) Limited	Ownership.....	..0.000	Zurich Financial Services AG15
		..00000					Anglo American Insurance Company LimitedGB	..OTH	Anglo American Insurance Holdings Limited	Ownership.....	..100.000	Zurich Financial Services AG15
		..00000					Anglo American Insurance Group (UK) LimitedGB	..OTH	CMSH Limited	Ownership.....	..100.000	Zurich Financial Services AG15
		..00000					Anglo American Insurance Holdings LimitedGB	..OTH	Anglo American Insurance Group (UK) Limited	Ownership.....	..100.000	Zurich Financial Services AG15
		..00000	59-2029544				Apex Adjustment Bureau, Inc.US	..NIA	Bristol West Holdings, Inc.	Ownership.....	..100.000	Farmers Insurance Exchange15
		..00000					Aquarius Underwriting Managers (Pty) LtdZA	..OTH	Zurich Insurance Company South Africa Limited	Ownership.....	..30.000	Zurich Financial Services AG15
		..00000					Ashdale Land and Property Company LimitedGB	..OTH	Zurich Insurance plc	Ownership.....	..100.000	Zurich Financial Services AG15
		..00000					Associated Marine Insurers Agents Pty. LimitedAU	..OTH	Zurich Financial Services Australia Limited	Ownership.....	..100.000	Zurich Financial Services AG15
..0212	Zurich U.S. Insurance Pool Group19305	13-6081895				Assurance Company of AmericaUS	..OTH	Maryland Casualty Company	Ownership.....	..100.000	Zurich Financial Services AG15
		..00000					Baden-Badener VersicherungDE	..OTH	Zurich Beteiligungs- Aktiengesellschaft (Deutschland) ...	Ownership.....	..100.000	Zurich Financial Services AG15
		..00000					Ballykilliane Holdings LimitedIE	..OTH	Zurich Insurance plc	Ownership.....	..100.000	Zurich Financial Services AG15
		..00000					Bansabadell Pensiones, E.G.F.P. S.A.ES	..OTH	Zurich Vida, Compania de Seguros y Reaseguros, S.A. - Socied	Ownership.....	..50.000	Zurich Financial Services AG15
		..00000					Bansabadell Seguros Generales, S.A. de Seguros y ReasegurosES	..OTH	Zurich Versicherungs-Gesellschaft AG	Ownership.....	..50.000	Zurich Financial Services AG15
		..00000					Bansabadell Vida S.A. de Seguros y ReasegurosES	..OTH	Zurich Vida, Compania de Seguros y Reaseguros, S.A. - Socied	Ownership.....	..50.000	Zurich Financial Services AG15
		..00000	65-0221990				Bayview Adjustment Bureau, Inc.US	..NIA	Bristol West Holdings, Inc.	Ownership.....	..100.000	Farmers Insurance Exchange15
		..00000					Benefit Finance Partners, L.L.C.US	..OTH	Zurich Benefit Finance LLC	Ownership.....	..50.000	Zurich Financial Services AG15
		..00000	13-4097988				BFP Securities LLCUS	..OTH	Benefit Finance Partners, L.L.C.	Ownership.....	..100.000	Zurich Financial Services AG15
		..00000					Bizerba GmbH & Co. KGDE	..OTH	Zurich Deutscher Herold Lebensversicherung Aktiengesellschaft	Ownership.....	..10.000	Zurich Financial Services AG15
		..00000					Bonner Akademie Gesellschaft fur DV- und Management-TrainingDE	..OTH	Zurich Beteiligungs- Aktiengesellschaft (Deutschland) ...	Ownership.....	..100.000	Zurich Financial Services AG15
		..00000					Bonnfinanz Aktiengesellschaft fur Vermögensberatung und VermDE	..OTH	Deutscher Herold Aktiengesellschaft	Ownership.....	..100.000	Zurich Financial Services AG15
		..00000					Bonus Pensionskassen AktiengesellschaftAT	..OTH	Zurich Versicherungs- Aktiengesellschaft	Ownership.....	..87.500	Zurich Financial Services AG15
		..00000					BONUS Vorsorgekasse AGAT	..OTH	Zurich Versicherungs- Aktiengesellschaft	Ownership.....	..50.000	Zurich Financial Services AG15
		..00000					Bristlecourt LimitedGB	..OTH	Zurich Assurance Ltd	Ownership.....	..100.000	Zurich Financial Services AG15
..0212	Farmers Insurance Group11034	34-1893500				Bristol West Casualty Insurance CompanyUS	..JA	Coast National Insurance Company ...	Ownership.....	..100.000	Farmers Insurance Exchange15
		..00000	13-3994449				Bristol West Holdings, Inc.US	..UIP	Farmers Insurance Exchange	Ownership.....	..42.000	Farmers Insurance Exchange15
		..00000	13-3994449				Bristol West Holdings, Inc.US	..UIP	Fire Insurance Exchange	Ownership.....	..3.750	Farmers Insurance Exchange15

SCHEDULE Y

PART 1A - DETAIL OF INSURANCE HOLDING COMPANY SYSTEM

1	2	3	4	5	6	7	8	9	10	11	12	13	14	15
Group Code	Group Name	NAIC Company Code	Federal ID Number	Federal RSSD	CIK	Name of Securities Exchange if Publicly Traded (U.S. or International)	Names of Parent, Subsidiaries Or Affiliates	Domi-ciliary Location	Relationship to Reporting Entity	Directly Controlled by (Name of Entity/Person)	Type of Control (Ownership, Board, Management, Attorney-in-Fact, Influence, Other)	If Control is Owner-ship Provide Percen-tage	Ultimate Controlling Entity(ies)/Person(s)	*
0212	Farmers Insurance Group	00000	13-3994449				Bristol West Holdings, Inc.	US	UIP	Truck Insurance Exchange	Ownership	6.750	Farmers Insurance Exchange	
		00000	13-3994449				Bristol West Holdings, Inc.	US	UIP	Mid-Century Insurance Company	Ownership	47.500	Farmers Insurance Exchange	
		19658	38-1865162				Bristol West Insurance Company	US		Coast National Insurance Company	Ownership	100.000	Farmers Insurance Exchange	
							Bristol West Insurance Services of California, Inc.	US	NIA	Bristol West Holdings, Inc.	Ownership	100.000	Farmers Insurance Exchange	
		00000	65-0880876				Bristol West Insurance Services of Georgia, Inc.	US	NIA	Bristol West Holdings, Inc.	Ownership	100.000	Farmers Insurance Exchange	
		00000	65-0956634				Bristol West Insurance Services of Pennsylvania, Inc.	US	NIA	Bristol West Holdings, Inc.	Ownership	100.000	Farmers Insurance Exchange	
		00000	65-0935354				Bristol West Insurance Services of Texas, Inc.	US	NIA	Bristol West Holdings, Inc.	Ownership	100.000	Farmers Insurance Exchange	
		00000	75-2791620				Bristol West Insurance Services, Inc. of Florida	US	NIA	Bristol West Holdings, Inc.	Ownership	100.000	Farmers Insurance Exchange	
		00000	65-0616769				Bristol West Preferred Insurance Company	US	JA	Bristol West Holdings, Inc.	Ownership	100.000	Farmers Insurance Exchange	
		12774	86-1174452				BWIS of Nevada, Inc.	US	NIA	Bristol West Holdings, Inc.	Ownership	100.000	Farmers Insurance Exchange	
0212	CMSH Limited Group	00000	65-0919338							Zurich Versicherungs-Gesellschaft AG	Ownership	50.000	Zurich Financial Services AG	15
		00000					CAN Seguros Generales SA	ES	OTH	Zurich Insurance Company Ltd, Bermuda Branch	Ownership	100.000	Zurich Financial Services AG	15
		00000					Cayley Aviation Ltd.	BM	OTH		Ownership	100.000	Zurich Financial Services AG	15
		00000					Centre Financial Services Holdings Limited	BM	OTH	Centre Group Holdings Limited	Ownership	100.000	Zurich Financial Services AG	15
		00000	13-4038482				Centre Group Holdings (U.S.) Limited	US	OTH	Centre Solutions (Bermuda) Limited	Ownership	100.000	Zurich Financial Services AG	15
		00000					Centre Group Holdings Limited	BM	OTH	CMSH Limited	Ownership	100.000	Zurich Financial Services AG	15
		34649	13-2653231				Centre Insurance Company	US	OTH	Centre Solutions (U.S.) Limited	Ownership	100.000	Zurich Financial Services AG	15
		00000					Centre Insurance International Company	IE	OTH	Centre Solutions (Bermuda) Limited	Ownership	100.000	Zurich Financial Services AG	15
		00000					Centre Kate Inc. 1	US	OTH	Zurich Structured Finance, Inc.	Ownership	100.000	Zurich Financial Services AG	15
		00000					Centre Kate Inc. 2	US	OTH	Zurich Structured Finance, Inc.	Ownership	100.000	Zurich Financial Services AG	15
0212	CMSH Limited Group	80896	04-1589940				Centre Life Insurance Company	US	OTH	Centre Solutions (U.S.) Limited	Ownership	100.000	Zurich Financial Services AG	15
										Centre Group Holdings (U.S.) Limited				
		00000	AA-3190673				Centre Reinsurance (U.S.) Limited	BM	OTH		Ownership	100.000	Zurich Financial Services AG	15
		00000					Centre Reinsurance International Company	IE	OTH	Centre Solutions (Bermuda) Limited	Ownership	99.998	Zurich Financial Services AG	15
		00000					Centre Reinsurance International Company	IE	OTH	Orange Stone Reinsurance	Ownership	0.002	Zurich Financial Services AG	15
		00000					Centre Solutions (Bermuda) Limited	BM	OTH	Centre Group Holdings Limited	Ownership	100.000	Zurich Financial Services AG	15
										Centre Group Holdings (U.S.) Limited				
		00000	AA-3190822				Centre Solutions (U.S.) Limited	BM	OTH		Ownership	100.000	Zurich Financial Services AG	15
		00000					Chilena Consolidada Seguros de Vida S.A.	CL	OTH	Inversiones Suizo Chilena S.A.	Ownership	98.977	Zurich Financial Services AG	15
		00000	AA-2280100		196453	Bolsa de Comercio de Santiago	Chilena Consolidada Seguros Generales S.A.	CL	OTH	Chilena Consolidada Seguros de Vida S.A.	Ownership	7.405	Zurich Financial Services AG	15
0212	Farmers Insurance Group	00000	AA-2280100		196453	Bolsa de Comercio de Santiago	Chilena Consolidada Seguros Generales S.A.	CL	OTH	Inversiones Suizo Chilena S.A.	Ownership	82.732	Zurich Financial Services AG	15
		00000					City of London Insurance Company Limited	GB	OTH	Eagle Star Insurance Company Limited	Ownership	100.000	Zurich Financial Services AG	15
		10315	95-4528269				Civic Property & Casualty Co.	US	JA	Fire Insurance Exchange	Ownership	80.000	Fire Insurance Exchange	
0212	Farmers Insurance Group	10315	95-4528269				Civic Property & Casualty Co.	US	JA	Truck Insurance Exchange	Ownership	20.000	Fire Insurance Exchange	

ANNUAL STATEMENT FOR THE YEAR 2011 OF THE Bristol West Insurance Company

SCHEDULE Y

PART 1A - DETAIL OF INSURANCE HOLDING COMPANY SYSTEM

1	2	3	4	5	6	7	8	9	10	11	12	13	14	15
Group Code	Group Name	NAIC Company Code	Federal ID Number	Federal RSSD	CIK	Name of Securities Exchange if Publicly Traded (U.S. or International)	Names of Parent, Subsidiaries Or Affiliates	Domi-ciliary Location	Relationship to Reporting Entity	Directly Controlled by (Name of Entity/Person)	Type of Control (Ownership, Board, Management, Attorney-in-Fact, Influence, Other)	If Control is Owner-ship Provide Percen-tage	Ultimate Controlling Entity(ies)/Person(s)	*
		..00000					CMSH Limited	..BM	..OTH	Zurich Insurance Company Ltd, Bermuda Branch	Ownership.....	..35.301	Zurich Financial Services AG15
		..00000					CMSH Limited	..BM	..OTH	Zurich Versicherungs-Gesellschaft AG	Ownership.....	..64.699	Zurich Financial Services AG15
		..00000	76-0543593				Coast National General Agency, Inc.	..US	..NIA	Bristol West Holdings, Inc.	Ownership.....	..100.000	Farmers Insurance Exchange15
		..00000	33-0246699				Coast National Holding Company	..US	..UIP	Bristol West Holdings, Inc.	Ownership.....	..100.000	Farmers Insurance Exchange15
..0212	Farmers Insurance Group	..25089	33-0246701				Coast National Insurance Company	..US	..UDP	Coast National Holding Company	Ownership.....	..100.000	Farmers Insurance Exchange15
		..00000				"Second Marche" part of EURONEXT PARIS stock exchange since 1987	COFITEM-COFIMUR	..FR	..OTH	Zurich Versicherungs-Gesellschaft AG	Ownership.....	..12.405	Zurich Financial Services AG15
..0212	Zurich U.S. Insurance Pool Group	..34347	52-1096670				Colonial American Casualty and Surety Company	..US	..OTH	Fidelity and Deposit Company of Maryland	Ownership.....	..100.000	Zurich Financial Services AG15
		..00000					Community Trust Services Limited	..GB	..OTH	Zurich Community Trust (UK) Limited	Ownership.....	..99.000	Zurich Financial Services AG15
		..00000					Community Trust Services Limited	..GB	..OTH	Zurich Financial Services (UKISA) Nominees Limited	Ownership.....	..1.000	Zurich Financial Services AG15
		..00000					Concisa Vorsorgeberatung und Management AG	..AT	..OTH	Bonus Pensionskassen Aktiengesellschaft	Ownership.....	..100.000	Zurich Financial Services AG15
		..00000					Concourse Skelmersdale Limited	..GB	..OTH	Zurich Financial Services (UKISA) Limited	Ownership.....	..100.000	Zurich Financial Services AG15
		..00000					Conduit Street Properties Limited	..GB	..OTH	Zurich Assurance Ltd	Ownership.....	..100.000	Zurich Financial Services AG15
		..00000					Consultores de Pensiones Grupo Zurich, S.A. - Sociedad Unipe	..ES	..OTH	Zurich Vida, Compania de Seguros y Reaseguros, S.A. - Socied	Ownership.....	..100.000	Zurich Financial Services AG15
		..00000					CP Holding Limited	..VG	..OTH	Zurich Insurance Company Ltd, Bermuda Branch	Ownership.....	..100.000	Zurich Financial Services AG15
		..00000					Cramson (Malaysia) Bhd	..MY	..OTH	MCIS Zurich Insurance Berhad	Ownership.....	..100.000	Zurich Financial Services AG15
		..00000					Crimpland Limited	..GB	..OTH	Zurich Assurance Ltd	Ownership.....	..100.000	Zurich Financial Services AG15
		..00000	13-3971194				Crown Management Services Limited	..US	..OTH	CMSH Limited	Ownership.....	..100.000	Zurich Financial Services AG15
		..00000					CTH Affordable Housing Corporation	..US	..OTH	CTH Structured Finance, Inc.	Ownership.....	..100.000	Zurich Financial Services AG15
		..00000					CTH Affordable Housing Investor, Inc.	..US	..OTH	CTH Affordable Housing Corporation	Ownership.....	..100.000	Zurich Financial Services AG15
		..00000					CTH AHP Corporation	..US	..OTH	CTH Affordable Housing Corporation	Ownership.....	..100.000	Zurich Financial Services AG15
		..00000					CTH MHP, L.L.C.	..US	..OTH	CTH Affordable Housing Investor, Inc.	Ownership.....	..100.000	Zurich Financial Services AG15
		..00000					CTH Special General Partner, Inc.	..US	..OTH	CTH Affordable Housing Corporation	Ownership.....	..100.000	Zurich Financial Services AG15
		..00000					CTH WNC, Inc.	..US	..OTH	CTH Affordable Housing Corporation	Ownership.....	..100.000	Zurich Financial Services AG15
		..00000					CTH/Landmark SLP, Inc.	..US	..OTH	CTH Affordable Housing Corporation	Ownership.....	..100.000	Zurich Financial Services AG15
		..00000					Cursud N.V.	..AN	..OTH	Zurich Versicherungs-Gesellschaft AG	Ownership.....	..100.000	Zurich Financial Services AG15
		..00000					DA Deutsche Allgemeine Versicherung Aktiengesellschaft	..DE	..OTH	Zurich Beteiligungs-Aktiengesellschaft (Deutschland)	Ownership.....	..100.000	Zurich Financial Services AG15
		..00000					DB Vita S.A.	..LU	..OTH	Deutscher Herold Aktiengesellschaft	Ownership.....	..25.000	Zurich Financial Services AG15
		..00000					Delta Wetlands Properties	..US	..OTH	KLMLP 2, LLC	Ownership.....	..50.000	Zurich Financial Services AG15
		..00000					Delta Wetlands Properties	..US	..OTH	KLMLP 3, LLC	Ownership.....	..50.000	Zurich Financial Services AG15
		..00000					Deutsche Wohnen AG	..DE	..OTH	Zurich Deutscher Herold Lebensversicherung Aktiengeselschaf	Ownership.....	..5.748	Zurich Financial Services AG15

SCHEDULE Y
PART 1A - DETAIL OF INSURANCE HOLDING COMPANY SYSTEM

1	2	3	4	5	6	7	8	9	10	11	12	13	14	15
Group Code	Group Name	NAIC Company Code	Federal ID Number	Federal RSSD	CIK	Name of Securities Exchange if Publicly Traded (U.S. or International)	Names of Parent, Subsidiaries Or Affiliates	Domiciliary Location	Relationship to Reporting Entity	Directly Controlled by (Name of Entity/Person)	Type of Control (Ownership, Board, Management, Attorney-in-Fact, Influence, Other)	If Control is Ownership Provide Percentage	Ultimate Controlling Entity(ies)/Person(s)	*
		..00000					Deutsche Zurich Pensiones, Entidad Gestora de Fondos de Pens	..ES	..OTH	Zurich Vida, Compania de Seguros y Reaseguros, S.A. – Socied	Ownership.....	..50.000	Zurich Financial Services AG15
		..00000					Deutscher Herold Aktiengesellschaft	..DE	..OTH	Zurich Beteiligungs-	Ownership.....	..79.826	Zurich Financial Services AG15
		..00000					Deutscher Pensionsfonds Aktiengesellschaft	..DE	..OTH	Aktiengesellschaft (Deutschland)	Ownership.....	..74.900	Zurich Financial Services AG15
		..00000					Deutsches Institut f r Altersvorsorge GmbH	..DE	..OTH	Deutscher Herold Aktiengesellschaft	Ownership.....	..22.000	Zurich Financial Services AG15
		..00000	06-1427246				Disability Management Services, Inc.	..US	..OTH	Centre Group Holdings (U.S.) Limited	Ownership.....	..40.000	Zurich Financial Services AG15
		..00000					Dunbar Assets plc	..GB	..OTH	Zurich Bank	Ownership.....	..100.000	Zurich Financial Services AG15
		..00000					Dunbar Nominees Limited	..GB	..OTH	Dunbar Assets plc	Ownership.....	..100.000	Zurich Financial Services AG15
		..00000					Dunbar Sports and Social Club Limited	..GB	..OTH		Ownership.....	..100.000	Zurich Financial Services AG15
		..00000					Eagle Properties (Benoni) (Proprietary) Limited	..ZA	..OTH	Allied Dunbar Assurance plc	Ownership.....	..100.000	Zurich Financial Services AG15
		..00000					Eagle Star (Fund Management) Limited	..GB	..OTH	Zurich Insurance Company South Africa Limited	Ownership.....	..100.000	Zurich Financial Services AG15
		..00000					Eagle Star (Leasing) Limited	..GB	..OTH	Eagle Star Holdings Limited	Ownership.....	..100.000	Zurich Financial Services AG15
		..00000					Eagle Star (Malta) Limited	..MT	..OTH	Zurich Assurance Ltd	Ownership.....	..100.000	Zurich Financial Services AG15
		..00000					Eagle Star Computer Services Limited	..GB	..OTH	Zurich Assurance Ltd	Ownership.....	..100.000	Zurich Financial Services AG15
		..00000					Eagle Star Direct (Camberley) Limited	..GB	..OTH	Zurich Insurance Company (U.K.) Limited	Ownership.....	..100.000	Zurich Financial Services AG15
		..00000					Eagle Star Direct Services Limited	..GB	..OTH	Zurich UK General Services Limited	Ownership.....	..100.000	Zurich Financial Services AG15
		..00000					Eagle Star Estates Limited	..GB	..OTH	Zurich Assurance Ltd	Ownership.....	..100.000	Zurich Financial Services AG15
		..00000					Eagle Star European Life Assurance Company Limited	..IE	..OTH	Zurich Life Assurance plc	Ownership.....	..100.000	Zurich Financial Services AG15
		..00000					Eagle Star Executives Pension Trustee Limited	..GB	..OTH	Zurich Financial Services (UKISA) Limited	Ownership.....	..100.000	Zurich Financial Services AG15
		..00000					Eagle Star Farms Limited	..GB	..OTH	Zurich Assurance Ltd	Ownership.....	..100.000	Zurich Financial Services AG15
		..00000					Eagle Star Forests Limited	..GB	..OTH	Zurich Assurance Ltd	Ownership.....	..100.000	Zurich Financial Services AG15
		..00000					Eagle Star Fund Services Limited	..IE	..OTH	Zurich Life Assurance plc	Ownership.....	..100.000	Zurich Financial Services AG15
		..00000					Eagle Star Group Holdings Limited	..GB	..OTH	Eagle Star Holdings Limited	Ownership.....	..100.000	Zurich Financial Services AG15
		..00000					Eagle Star Group Services Limited	..GB	..OTH	Eagle Star Holdings Limited	Ownership.....	..100.000	Zurich Financial Services AG15
		..00000					Eagle Star Holding Company of Ireland	..IE	..OTH		Ownership.....	..0.000	Zurich Financial Services AG15
		..00000					Eagle Star Holding Company of Ireland	..IE	..OTH	Eagle Star Group Holdings Limited	Ownership.....	..100.000	Zurich Financial Services AG15
		..00000					Eagle Star Holdings Limited	..GB	..OTH	Zurich Assurance Ltd	Ownership.....	..100.000	Zurich Financial Services AG15
		..00000					Eagle Star Insurance Company Limited	..GB	..OTH	Zurich Financial Services (UKISA) Limited	Ownership.....	..100.000	Zurich Financial Services AG15
		..00000					Eagle Star International Services (Ireland) Limited	..IE	..OTH	Zurich Insurance plc	Ownership.....	..100.000	Zurich Financial Services AG15
		..00000					Eagle Star International Services (Ireland) Limited	..IE	..OTH	Eagle Star Holding Company of Ireland	Ownership.....	..0.000	Zurich Financial Services AG15
		..00000					Eagle Star Loans Limited	..GB	..OTH	Eagle Star Holdings Limited	Ownership.....	..100.000	Zurich Financial Services AG15
		..00000					Eagle Star Mortgages Limited	..GB	..OTH	Zurich Assurance Ltd	Ownership.....	..100.000	Zurich Financial Services AG15
		..00000					Eagle Star Securities Limited	..GB	..OTH	Zurich Insurance plc	Ownership.....	..100.000	Zurich Financial Services AG15

SCHEDULE Y

PART 1A - DETAIL OF INSURANCE HOLDING COMPANY SYSTEM

1	2	3	4	5	6	7	8	9	10	11	12	13	14	15
Group Code	Group Name	NAIC Company Code	Federal ID Number	Federal RSSD	CIK	Name of Securities Exchange if Publicly Traded (U.S. or International)	Names of Parent, Subsidiaries Or Affiliates	Domi-ciliary Location	Relationship to Reporting Entity	Directly Controlled by (Name of Entity/Person)	Type of Control (Ownership, Board, Management, Attorney-in-Fact, Influence, Other)	If Control is Owner-ship Provide Per-cent-age	Ultimate Controlling Entity(ies)/Person(s)	*
		..00000					Eagle Star Software Development Company Limited	..IE	..OTH	Zurich Life Assurance plc	Ownership	..100.000	Zurich Financial Services AG	..15
		..00000					Edilspettacolo SRL	..IT	..OTH	Zurich Insurance Company Ltd - Rappresentanza Generale per l	Ownership	..35.712	Zurich Financial Services AG	..15
..0212	Zurich U.S. Insurance Pool Group	..21326	47-6022701				Empire Fire and Marine Insurance Company	..US	..OTH	Zurich American Insurance Company	Ownership	..100.000	Zurich Financial Services AG	..15
..0212	Zurich U.S. Insurance Pool Group	..21334	73-6091717				Empire Indemnity Insurance Company	..US	..OTH	Zurich American Insurance Company	Ownership	..100.000	Zurich Financial Services AG	..15
		..00000					Employee Services Limited	..GB	..OTH	Allied Dunbar Financial Services Limited	Ownership	..100.000	Zurich Financial Services AG	..15
		..00000					Endsleigh Communications Limited	..GB	..OTH	Endsleigh Insurance Services Limited	Ownership	..100.000	Zurich Financial Services AG	..15
		..00000					Endsleigh Developments Limited	..GB	..OTH	Endsleigh Insurance Services Limited	Ownership	..100.000	Zurich Financial Services AG	..15
		..00000					Endsleigh General Trading Limited	..GB	..OTH	Endsleigh Insurance Services Limited	Ownership	..100.000	Zurich Financial Services AG	..15
		..00000					Endsleigh Independent Financial Services Limited	..GB	..OTH	Endsleigh Insurance Services Limited	Ownership	..100.000	Zurich Financial Services AG	..15
		..00000					Endsleigh Insurance Services Limited	..GB	..OTH	Endsleigh Limited	Ownership	..100.000	Zurich Financial Services AG	..15
		..00000					Endsleigh Insurances (Brokers) Limited	..GB	..OTH	Endsleigh Insurance Services Limited	Ownership	..100.000	Zurich Financial Services AG	..15
		..00000					Endsleigh Law Limited	..GB	..OTH	Endsleigh Insurance Services Limited	Ownership	..100.000	Zurich Financial Services AG	..15
		..00000					Endsleigh Leasing Limited	..GB	..OTH	Endsleigh Insurance Services Limited	Ownership	..100.000	Zurich Financial Services AG	..15
		..00000					Endsleigh Life & Pensions Limited	..GB	..OTH	Endsleigh Insurance Services Limited	Ownership	..100.000	Zurich Financial Services AG	..15
		..00000					Endsleigh Limited	..GB	..OTH	Zurich Holdings (UK) Limited	Ownership	..100.000	Zurich Financial Services AG	..15
		..00000					Endsleigh Pension Trustee Limited	..GB	..OTH	Endsleigh Insurance Services Limited	Ownership	..100.000	Zurich Financial Services AG	..15
		..00000					Endsleigh Promotions Limited	..GB	..OTH	Endsleigh Insurance Services Limited	Ownership	..100.000	Zurich Financial Services AG	..15
		..00000					Endsleigh Shopfitting Limited	..GB	..OTH	Endsleigh Insurance Services Limited	Ownership	..100.000	Zurich Financial Services AG	..15
		..00000					Endsleigh Trustee Services Limited	..GB	..OTH	Endsleigh Insurance Services Limited	Ownership	..100.000	Zurich Financial Services AG	..15
		..00000					ES (Leeds) Nominee Limited	..GB	..OTH	Zurich Assurance Ltd	Ownership	..100.000	Zurich Financial Services AG	..15
		..00000					ES (Walsall) Nominee Limited	..GB	..OTH	Zurich Assurance Ltd	Ownership	..100.000	Zurich Financial Services AG	..15
		..00000					ES Camberley Nominee 1 Limited	..GB	..OTH	Zurich Assurance Ltd	Ownership	..100.000	Zurich Financial Services AG	..15
		..00000					ES Camberley Nominee 2 Limited	..GB	..OTH	Zurich Assurance Ltd	Ownership	..100.000	Zurich Financial Services AG	..15
		..00000					ES Cannock Nominee 1 Limited	..GB	..OTH	Zurich Assurance Ltd	Ownership	..100.000	Zurich Financial Services AG	..15
		..00000					ES Cannock Nominee 2 Limited	..GB	..OTH	Zurich Assurance Ltd	Ownership	..100.000	Zurich Financial Services AG	..15
		..00000					ES Coventry Nominee 1 Limited	..GB	..OTH	Zurich Assurance Ltd	Ownership	..100.000	Zurich Financial Services AG	..15
		..00000					ES Coventry Nominee 2 Limited	..GB	..OTH	Zurich Assurance Ltd	Ownership	..100.000	Zurich Financial Services AG	..15
		..00000					ES Dudley Nominee 1 Limited	..GB	..OTH	Zurich Assurance Ltd	Ownership	..100.000	Zurich Financial Services AG	..15
		..00000					ES Dudley Nominee 2 Limited	..GB	..OTH	Zurich Assurance Ltd	Ownership	..100.000	Zurich Financial Services AG	..15
		..00000					ES Hoddesdon Nominee 1 Limited	..GB	..OTH	Zurich Assurance Ltd	Ownership	..100.000	Zurich Financial Services AG	..15
		..00000					ES Hoddesdon Nominee 2 Limited	..GB	..OTH	Zurich Assurance Ltd	Ownership	..100.000	Zurich Financial Services AG	..15
		..00000					ES Plympton Nominee 1 Limited	..GB	..OTH	Zurich Assurance Ltd	Ownership	..100.000	Zurich Financial Services AG	..15
		..00000					ES Plympton Nominee 2 Limited	..GB	..OTH	Zurich Assurance Ltd	Ownership	..100.000	Zurich Financial Services AG	..15
		..00000					ES Ramsgate Nominee 1 Limited	..GB	..OTH	Zurich Assurance Ltd	Ownership	..100.000	Zurich Financial Services AG	..15

ANNUAL STATEMENT FOR THE YEAR 2011 OF THE Bristol West Insurance Company

SCHEDULE Y

PART 1A - DETAIL OF INSURANCE HOLDING COMPANY SYSTEM

1	2	3	4	5	6	7	8	9	10	11	12	13	14	15
Group Code	Group Name	NAIC Company Code	Federal ID Number	Federal RSSD	CIK	Name of Securities Exchange if Publicly Traded (U.S. or International)	Names of Parent, Subsidiaries Or Affiliates	Domi-ciliary Location	Relationship to Reporting Entity	Directly Controlled by (Name of Entity/Person)	Type of Control (Ownership, Board, Management, Attorney-in-Fact, Influence, Other)	If Control is Owner-ship Provide Percen-tage	Ultimate Controlling Entity(ies)/Person(s)	*
		.00000					ES Ramgate Nominee 2 LimitedGB	.OTH	Zurich Assurance Ltd	Ownership.....	100.000	Zurich Financial Services AG	15
		.00000					Escape Premium Collection (Pty) LtdZA	.OTH	Zurich Insurance Company South Africa Limited	Ownership.....	100.000	Zurich Financial Services AG	15
		.00000					ESI Financing LimitedGB	.OTH	Eagle Star Insurance Company Limited	Ownership.....	.0.000	Zurich Financial Services AG	15
		.00000					ESI Financing LimitedGB	.OTH	Zurich Versicherungs-Gesellschaft AG	Ownership.....	100.000	Zurich Financial Services AG	15
.0212	Farmers Insurance Group	10318	95-4528266				Exact Property & Casualty Co.US	.JA	Fire Insurance Exchange	Ownership.....	80.000	Fire Insurance Exchange	
.0212	Farmers Insurance Group	10318	95-4528266				Exact Property & Casualty Co.US	.JA	Truck Insurance Exchange	Ownership.....	20.000	Fire Insurance Exchange	
		.00000					Extremus Versicherung- AktiengesellschaftDE	.OTH	Zurich Insurance plc Niederlassung fur Deutschland	Ownership.....	.5.000	Zurich Financial Services AG	15
		.00000					F.I.G. Holding CompanyUS	.OTH	Fire Underwriters Association	Ownership.....	69.998	Zurich Financial Services AG	14
		.00000					F.I.G. Holding CompanyUS	.OTH	Truck Underwriters Association	Ownership.....	30.002	Zurich Financial Services AG	14
		.00000					F.I.G. Holding CompanyUS	.OTH	Farmers Group, Inc.	Ownership.....	100.000	Zurich Financial Services AG	14
		.00000	45-3561769				Farmers Family FundUS	.OTH	Farmers Group, Inc.	Ownership.....	100.000	Zurich Financial Services AG	14
		.00000	77-0530616				Farmers Financial Solutions, LLCUS	.NIA	FFS Holding, LLC	Ownership.....	100.000	Farmers Insurance Exchange	
		.00000								Zurich Versicherungs-Gesellschaft AG	Ownership.....	87.900	Zurich Financial Services AG	14
		.00000	95-0725935				Farmers Group, Inc.US	.OTH	Zurich Financial Services AG	Ownership.....	12.100	Zurich Financial Services AG	14
.0212	Farmers Insurance Group	21598	95-2626387				Farmers Insurance Co. of ArizonaUS	.JA	Farmers Insurance Exchange	Ownership.....	70.000	Farmers Insurance Exchange	
.0212	Farmers Insurance Group	21598	95-2626387				Farmers Insurance Co. of ArizonaUS	.JA	Truck Insurance Exchange	Ownership.....	20.000	Farmers Insurance Exchange	
.0212	Farmers Insurance Group	21598	95-2626387				Farmers Insurance Co. of ArizonaUS	.JA	Fire Insurance Exchange	Ownership.....	10.000	Farmers Insurance Exchange	
.0212	Farmers Insurance Group	21601	95-2626385				Farmers Insurance Company of IdahoUS	.JA	Farmers Insurance Exchange	Ownership.....	80.053	Farmers Insurance Exchange	
.0212	Farmers Insurance Group	21601	95-2626385				Farmers Insurance Company of IdahoUS	.JA	Fire Insurance Exchange	Ownership.....	6.649	Farmers Insurance Exchange	
.0212	Farmers Insurance Group	21601	95-2626385				Farmers Insurance Company of IdahoUS	.JA	Truck Insurance Exchange	Ownership.....	13.298	Farmers Insurance Exchange	
.0212	Farmers Insurance Group	21636	95-2655893				Farmers Insurance Company of OregonUS	.JA	Farmers Insurance Exchange	Ownership.....	80.000	Farmers Insurance Exchange	
.0212	Farmers Insurance Group	21636	95-2655893				Farmers Insurance Company of OregonUS	.JA	Truck Insurance Exchange	Ownership.....	20.000	Farmers Insurance Exchange	
.0212	Farmers Insurance Group	21644	95-2655894				Farmers Insurance Company of WashingtonUS	.JA	Fire Insurance Exchange	Ownership.....	80.000	Fire Insurance Exchange	
.0212	Farmers Insurance Group	21644	95-2655894				Farmers Insurance Company of WashingtonUS	.JA	Truck Insurance Exchange	Ownership.....	20.000	Fire Insurance Exchange	
.0212	Farmers Insurance Group	21628	48-0609012				Farmers Insurance Company, Inc.US	.JA	Farmers Insurance Exchange	Ownership.....	90.000	Farmers Insurance Exchange	
.0212	Farmers Insurance Group	21628	48-0609012				Farmers Insurance Company, Inc.US	.JA	Fire Insurance Exchange	Ownership.....	10.000	Farmers Insurance Exchange	
.0212	Farmers Insurance Group	21652	95-2575893				Farmers Insurance ExchangeUS	.UIP	See Note 2	Attorney-In-Fact.....			2
.0212	Farmers Insurance Group	28487	22-2640040				Farmers Insurance Hawaii, Inc.US	.JA	Farmers Insurance Exchange	Ownership.....	80.000	Farmers Insurance Exchange	
.0212	Farmers Insurance Group	28487	22-2640040				Farmers Insurance Hawaii, Inc.US	.JA	Fire Insurance Exchange	Ownership.....	10.000	Farmers Insurance Exchange	
.0212	Farmers Insurance Group	28487	22-2640040				Farmers Insurance Hawaii, Inc.US	.JA	Truck Insurance Exchange	Ownership.....	10.000	Farmers Insurance Exchange	
.0212	Farmers Insurance Group	36889	31-0956373				Farmers Insurance of Columbus, Inc.US	.JA	Farmers Insurance Exchange	Ownership.....	100.000	Farmers Insurance Exchange	
.0212	Farmers Insurance Group	10806	36-4165395				Farmers New Century Insurance CompanyUS	.JA	Illinois Farmers Insurance Company	Ownership.....	100.000	Farmers Insurance Exchange	
.0212	Farmers Insurance Group	63177	91-0335750				Farmers New World Life Insurance CompanyUS	.OTH	Farmers Group, Inc.	Ownership.....	100.000	Zurich Financial Services AG	14
.0212	Farmers Insurance Group	10873	95-4650862				Farmers Reinsurance CompanyUS	.OTH	Farmers Group, Inc.	Ownership.....	100.000	Zurich Financial Services AG	14
		.00000					Farmers Services CorporationUS	.OTH	Farmers Group, Inc.	Ownership.....	100.000	Zurich Financial Services AG	14
		.00000	95-6048990				Farmers Services Insurance AgencyUS	.NIA	Truck Insurance Exchange	Ownership.....	100.000	Truck Insurance Exchange	
		.00000	35-2281892				Farmers Services, LLCUS	.OTH	ZFUS Services, LLC	Ownership.....	100.000	Zurich Financial Services AG	3
.0212	Farmers Insurance Group	24392	74-1067657				Farmers Texas County Mutual Insurance CompanyUS	.JA	See Note 4	Management.....		Farmers Insurance Exchange	4
		.00000					Farmers Underwriters AssociationUS	.OTH	Farmers Group, Inc.	Ownership.....	100.000	Zurich Financial Services AG	14
		.00000					Farmers Value Added, Inc.US	.OTH	Farmers Group, Inc.	Ownership.....	100.000	Zurich Financial Services AG	14

ANNUAL STATEMENT FOR THE YEAR 2011 OF THE Bristol West Insurance Company

SCHEDULE Y

PART 1A - DETAIL OF INSURANCE HOLDING COMPANY SYSTEM

1	2	3	4	5	6	7	8	9	10	11	12	13	14	15
Group Code	Group Name	NAIC Company Code	Federal ID Number	Federal RSSD	CIK	Name of Securities Exchange if Publicly Traded (U.S. or International)	Names of Parent, Subsidiaries Or Affiliates	Domi-ciliary Location	Relationship to Reporting Entity	Directly Controlled by (Name of Entity/Person)	Type of Control (Ownership, Board, Management, Attorney-in-Fact, Influence, Other)	If Control is Owner-ship Provide Percen-tage	Ultimate Controlling Entity(ies)/Person(s)	*
		..00000	27-0342907				FCOA, LLC	US	NIA	Foremost Insurance Company Grand Rapids, Michigan	Ownership	..100.000	Farmers Insurance Exchange	
		..00000	77-0530617				FFS Holding, LLC	US	NIA	Mid-Century Insurance Company	Ownership	..100.000	Farmers Insurance Exchange	
..0212	Zurich U.S. Insurance Pool Group	..39306	13-3046577				Fidelity and Deposit Company of Maryland	US	OTH	Zurich American Insurance Company	Ownership	..100.000	Zurich Financial Services AG	..15
		..00000					FIG Holding Company	US	OTH	Farmers Group, Inc.	Ownership	..100.000	Zurich Financial Services AG	..14
		..00000					FIG Leasing Co., Inc.	US	OTH	Farmers Group, Inc.	Ownership	..100.000	Zurich Financial Services AG	..14
..0212	Farmers Insurance Group	..21660	95-6235715				Fire Insurance Exchange	US	JA	See Note 5	Attorney-In-Fact			..5
		..00000	95-2670247				Fire Underwriters Association	US	OTH	Farmers Group, Inc.	Ownership	..100.000	Zurich Financial Services AG	..14
..0212	Foremost Insurance Group	..29254	38-1721730				Foremost County Mutual Insurance Company	US	JA	See Note 6	Management		Farmers Insurance Exchange	..6
		..00000	38-2505922				Foremost Express Insurance Agency, Inc.	US	NIA	FCOA, LLC	Ownership	..100.000	Farmers Insurance Exchange	
		..00000	73-0462770				Foremost Financial Services Corporation	US	NIA	FCOA, LLC	Ownership	..100.000	Farmers Insurance Exchange	
..0212	Foremost Insurance Group	..11185	38-1407533				Foremost Insurance Company Grand Rapids, Michigan	US	JA	Farmers Insurance Exchange	Ownership	..80.000	Farmers Insurance Exchange	
..0212	Foremost Insurance Group	..11185	38-1407533				Foremost Insurance Company Grand Rapids, Michigan	US	JA	Fire Insurance Exchange	Ownership	..10.000	Farmers Insurance Exchange	
..0212	Foremost Insurance Group	..11185	38-1407533				Foremost Insurance Company Grand Rapids, Michigan	US	JA	Truck Insurance Exchange	Ownership	..10.000	Farmers Insurance Exchange	
..0212	Farmers Insurance Group	..41688	75-1779175				Foremost Lloyds of Texas	US	JA	See Note 7	Management		Farmers Insurance Exchange	..7
..0212	Foremost Insurance Group	..11800	35-1604635				Foremost Property & Casualty Insurance Company	US	JA	Foremost Insurance Company Grand Rapids, Michigan	Ownership	..100.000	Farmers Insurance Exchange	
..0212	Foremost Insurance Group	..41513	38-2430150				Foremost Signature Insurance Company	US	JA	Foremost Insurance Company Grand Rapids, Michigan	Ownership	..100.000	Farmers Insurance Exchange	
		..00000					Futuro de Bolivia S.A. Administradora de Fondos de Pensiones	..BO	OTH	Zurich Boliviana Seguros Personales S.A.	Ownership	..8.422	Zurich Financial Services AG	..15
		..00000					Futuro de Bolivia S.A. Administradora de Fondos de Pensiones	..BO	OTH	Zurich South America Invest AB	Ownership	..71.578	Zurich Financial Services AG	..15
		..00000					General Surety & Guarantee Co Limited	..GB	OTH	Zurich Insurance Company (U.K.) Limited	Ownership	..100.000	Zurich Financial Services AG	..15
		..00000								Zurich Lebensversicherungs-				
		..00000					Genevoise, Compagnie Immobiliere SA	..CH	OTH	Gesellschaft AG	Ownership	..100.000	Zurich Financial Services AG	..15
		..00000	65-1142050				GP, LLC	US	NIA	Bristol West Holdings, Inc.	Ownership	..100.000	Farmers Insurance Exchange	
		..00000					Greycaines 1 Jersey Limited	..JE	OTH	Zurich Assurance Ltd	Ownership	..100.000	Zurich Financial Services AG	..15
		..00000					Greycaines 2 Jersey Limited	..JE	OTH	Zurich Assurance Ltd	Ownership	..100.000	Zurich Financial Services AG	..15
		..00000					Groomlink Limited	..GB	OTH	Zurich Assurance Ltd	Ownership	..100.000	Zurich Financial Services AG	..15
		..00000					Grovewood Engineering Limited	..GB	OTH	Zurich Assurance Ltd	Ownership	..100.000	Zurich Financial Services AG	..15
		..00000					Grovewood Property Holdings Limited	..GB	OTH	Eagle Star Holdings Limited	Ownership	..100.000	Zurich Financial Services AG	..15
		..00000	99-0083322				Hawaii Insurance Consultants, Ltd.	US	NIA	Farmers Insurance Exchange	Ownership	..80.000	Farmers Insurance Exchange	
		..00000	99-0083322				Hawaii Insurance Consultants, Ltd.	US	NIA	Fire Insurance Exchange	Ownership	..10.000	Farmers Insurance Exchange	
		..00000	99-0083322				Hawaii Insurance Consultants, Ltd.	US	NIA	Truck Insurance Exchange	Ownership	..10.000	Farmers Insurance Exchange	
		..00000					Hawkcentral Limited	..GB	OTH	Zurich Assurance Ltd	Ownership	..100.000	Zurich Financial Services AG	..15
		..00000					Home & Overseas Insurance Company Limited	..GB	OTH	Eagle Star Insurance Company Limited	Ownership	..100.000	Zurich Financial Services AG	..15
		..00000	61-1420182				i21 Insurance Services	US	NIA	21st Century Insurance Group	Ownership	..100.000	Farmers Insurance Exchange	
		..00000								Zurich Insurance Company South				
..0212	Farmers Insurance Group	..21679	36-2661515				IDI Technology Solutions (Pty) Ltd	..ZA	OTH	Africa Limited	Ownership	..36.632	Zurich Financial Services AG	..15
		..00000					Illinois Farmers Insurance Company	US	JA	Farmers Insurance Exchange	Ownership	..100.000	Farmers Insurance Exchange	
		..00000					Innovaconsulting S.r.l.	..IT	OTH	Zuritel S.p.A.	Ownership	..40.000	Zurich Financial Services AG	..15

SCHEDULE Y

PART 1A - DETAIL OF INSURANCE HOLDING COMPANY SYSTEM

1	2	3	4	5	6	7	8	9	10	11	12	13	14	15
Group Code	Group Name	NAIC Company Code	Federal ID Number	Federal RSSD	CIK	Name of Securities Exchange if Publicly Traded (U.S. or International)	Names of Parent, Subsidiaries Or Affiliates	Domiciliary Location	Relationship to Reporting Entity	Directly Controlled by (Name of Entity/Person)	Type of Control (Ownership, Board, Management, Attorney-in-Fact, Influence, Other)	If Control is Ownership Provide Percentage	Ultimate Controlling Entity(ies)/Person(s)	*
		00000	65-0881673				Insurance Data Systems, G.P.	US	NIA	Bristol West Holdings, Inc.	Ownership	99.900	Farmers Insurance Exchange	
		00000	65-0881673				Insurance Data Systems, G.P.	US	NIA	GP, LLC	Ownership	0.100	Farmers Insurance Exchange	
		00000					INTEGRA Versicherungsdienst GmbH	AT	OTH	Zurich Versicherungs-Aktiengesellschaft	Ownership	100.000	Zurich Financial Services AG	15
		00000					Inversiones Suizo Chilena S.A.	CL	OTH	Inversiones Suizo-Argentina S.A.	Ownership	0.000	Zurich Financial Services AG	15
		00000					Inversiones Suizo Chilena S.A.	CL	OTH	Zurich Versicherungs-Gesellschaft AG	Ownership	100.000	Zurich Financial Services AG	15
		00000					Inversiones Suizo-Argentina S.A.	AR	OTH	Zurich Lebensversicherungs-Gesellschaft AG	Ownership	5.004	Zurich Financial Services AG	15
		00000					Inversiones Suizo-Argentina S.A.	AR	OTH	Zurich Versicherungs-Gesellschaft AG	Ownership	94.996	Zurich Financial Services AG	15
		00000					Inversiones ZS America Dos Limitada	CL	OTH	Inversiones ZS America SpA	Ownership	100.000	Zurich Financial Services AG	15
		00000					Inversiones ZS America SpA	CL	OTH	ZS Insurance America, S.L.	Ownership	100.000	Zurich Financial Services AG	15
		00000					Inversiones ZS America Tres SpA	CL	OTH	ZS Insurance America, S.L.	Ownership	100.000	Zurich Financial Services AG	15
		00000					Inversora Alpina, C.A.	VE	OTH	Zurich Seguros, S.A.	Ownership	100.000	Zurich Financial Services AG	15
		00000					Ipsley Street 1 UK Limited	GB	OTH	Zurich Assurance Ltd	Ownership	100.000	Zurich Financial Services AG	15
		00000					Ipsley Street 2 UK Limited	GB	OTH	Zurich Assurance Ltd	Ownership	100.000	Zurich Financial Services AG	15
		00000					Irish National Insurance Company p.l.c.	IE	OTH	Zurich Insurance plc	Ownership	100.000	Zurich Financial Services AG	15
		00000					Isis S.A.	AR	OTH	Inversiones Suizo-Argentina S.A.	Ownership	60.501	Zurich Financial Services AG	15
		00000					Isis S.A.	AR	OTH	Zurich Versicherungs-Gesellschaft AG	Ownership	39.499	Zurich Financial Services AG	15
		00000					IT Innovation Holdings AG	CH	OTH	Zurich Versicherungs-Gesellschaft AG	Ownership	100.000	Zurich Financial Services AG	15
		00000					Jas. W. King & Co. Limited	GB	OTH	Eagle Star Holdings Limited	Ownership	100.000	Zurich Financial Services AG	15
		00000					Jewell Insurance Agency Ltd	GB	OTH	Woodstock Insurance Brokers Limited	Ownership	100.000	Zurich Financial Services AG	15
		00000					Kennet Road 1 UK Limited	GB	OTH	Zurich Assurance Ltd	Ownership	100.000	Zurich Financial Services AG	15
		00000					Kennet Road 2 UK Limited	GB	OTH	Zurich Assurance Ltd	Ownership	100.000	Zurich Financial Services AG	15
		00000					KLMLP 2, LLC	US	OTH	KLMLP, L.P.	Ownership	100.000	Zurich Financial Services AG	15
		00000					KLMLP 3, LLC	US	OTH	KLMLP 2, LLC	Ownership	100.000	Zurich Financial Services AG	15
		00000					KLMLP, L.P.	US	OTH	Zurich American Corporation	Ownership	75.000	Zurich Financial Services AG	15
		00000	38-2336672				Kraft Lake Insurance Agency, Inc.	US	NIA	FCOA, LLC	Ownership	100.000	Farmers Insurance Exchange	
		00000					L&L PARK 80 INVESTORS LLC	US	OTH	ZI PARK 80 WEST LLC	Ownership	90.000	Zurich Financial Services AG	15
0212	Farmers Insurance Group	12888	20-5623867				Leschi Life Assurance Company	US	OTH	Farmers New World Life Insurance Company	Ownership	100.000	Zurich Financial Services AG	14
		00000					Liquid Underwriting Managers (Pty) Limited	ZA	OTH	Zurich Insurance Company South Africa Limited	Ownership	30.000	Zurich Financial Services AG	15
		00000					Logobrook Limited	GB	OTH	Zurich Assurance Ltd	Ownership	100.000	Zurich Financial Services AG	15
		00000					Lordbourne Limited	GB	OTH	Zurich Assurance Ltd	Ownership	100.000	Zurich Financial Services AG	15
		00000					MAAGNET SYSTEMS SDN BHD	MY	OTH	Zurich Versicherungs-Gesellschaft AG	Ownership	100.000	Zurich Financial Services AG	15
		00000					MAAGNET-SSMS SDN BHD	MY	OTH	MAAGNET SYSTEMS SDN BHD	Ownership	100.000	Zurich Financial Services AG	15
		00000					MALAYSIAN ALLIANCE PROPERTY SERVICES SDN BHD	MY	OTH	Zurich Versicherungs-Gesellschaft AG	Ownership	100.000	Zurich Financial Services AG	15
		00000					Malaysian Assurance Alliance Berhad	MY	OTH	Zurich Versicherungs-Gesellschaft AG	Ownership	100.000	Zurich Financial Services AG	15
		00000					Manon Vision Co., Ltd.	TH	OTH	Centre Group Holdings Limited	Ownership	0.001	Zurich Financial Services AG	15
		00000					Manon Vision Co., Ltd.	TH	OTH	CMSH Limited	Ownership	0.001	Zurich Financial Services AG	15
		00000					Manon Vision Co., Ltd.	TH	OTH	Zurich Versicherungs-Gesellschaft AG	Ownership	99.999	Zurich Financial Services AG	15

SCHEDULE Y

PART 1A - DETAIL OF INSURANCE HOLDING COMPANY SYSTEM

1	2	3	4	5	6	7	8	9	10	11	12	13	14	15
Group Code	Group Name	NAIC Company Code	Federal ID Number	Federal RSSD	CIK	Name of Securities Exchange if Publicly Traded (U.S. or International)	Names of Parent, Subsidiaries Or Affiliates	Domiciliary Location	Relationship to Reporting Entity	Directly Controlled by (Name of Entity/Person)	Type of Control (Ownership, Board, Management, Attorney-in-Fact, Influence, Other)	If Control is Ownership Provide Percentage	Ultimate Controlling Entity(ies)/Person(s)	*
0212	Zurich U.S. Insurance Pool Group	19356	52-0403120				Maryland Casualty Company	US	OTH	Zurich American Insurance Company	Ownership	100.000	Zurich Financial Services AG	15
		00000					Maunaloa Associates, Inc.	US	OTH	Zurich American Corporation	Ownership	100.000	Zurich Financial Services AG	15
		00000					Mauritian Eagle Insurance Company Limited	MU	OTH	Zurich Insurance Company South Africa Limited	Ownership	15.000	Zurich Financial Services AG	15
		00000					MCIS Zurich Insurance Berhad	MY	OTH	Zurich Asia Holdings Ltd.	Ownership	40.000	Zurich Financial Services AG	15
		00000					Medidata AG	CH	OTH	Zurich Versicherungs-Gesellschaft AG	Ownership	8.852	Zurich Financial Services AG	15
		00000					Mentionland Limited	GB	OTH	Zurich Assurance Ltd	Ownership	100.000	Zurich Financial Services AG	15
		00000					Meritclass Investments Limited	GB	OTH	Zurich Assurance Ltd	Ownership	100.000	Zurich Financial Services AG	15
		00000					MI Administrators, LLC	US	OTH	FIG Leasing Co., Inc.	Ownership	100.000	Zurich Financial Services AG	14
0212	Farmers Insurance Group	21687	95-6016640				Mid-Century Insurance Company	US	JA	Farmers Insurance Exchange	Ownership	80.000	Farmers Insurance Exchange	
0212	Farmers Insurance Group	21687	95-6016640				Mid-Century Insurance Company	US	JA	Fire Insurance Exchange	Ownership	12.500	Farmers Insurance Exchange	
0212	Farmers Insurance Group	21687	95-6016640				Mid-Century Insurance Company	US	JA	Truck Insurance Exchange	Ownership	7.500	Farmers Insurance Exchange	
0212	Farmers Insurance Group	28673	74-2448744				Mid-Century Insurance Company of Texas	US	JA	Farmers Insurance Exchange	Ownership	100.000	Farmers Insurance Exchange	
		00000					Minas Brasil Promotora de Servicos S/A	BR	OTH	Zurich Minas Brasil Seguros S.A.	Ownership	100.000	Zurich Financial Services AG	15
		00000					MULTIOTO SERVICES SDN BHD	MY	OTH	Zurich Versicherungs-Gesellschaft AG	Ownership	100.000	Zurich Financial Services AG	15
		00000					Navigators and General Insurance Company Limited	GB	OTH	Zurich Insurance plc	Ownership	100.000	Zurich Financial Services AG	15
		00000					Nearheath Limited	GB	OTH	Zurich Assurance Ltd	Ownership	100.000	Zurich Financial Services AG	15
0212	Farmers Insurance Group	10317	95-4528264				Neighborhood Spirit Property & Casualty Company	US	JA	Fire Insurance Exchange	Ownership	80.000	Fire Insurance Exchange	
0212	Farmers Insurance Group	10317	95-4528264				Neighborhood Spirit Property & Casualty Company	US	JA	Truck Insurance Exchange	Ownership	20.000	Fire Insurance Exchange	
		00000					New China Life Insurance Company Limited	CA	OTH	Zurich Versicherungs-Gesellschaft AG	Ownership	12.512	Zurich Financial Services AG	15
		00000					NK Zurich Risk Service Co., Ltd.	JP	OTH	Zurich Insurance Company Limited	Ownership	10.000	Zurich Financial Services AG	15
0212	Zurich U.S. Insurance Pool Group	19372	13-5283360				Northern Insurance Company of New York	US	OTH	Maryland Casualty Company Centre Group Holdings (U.S.) Limited	Ownership	100.000	Zurich Financial Services AG	15
		00000					Oldco B Member Holdings, LLC	US	OTH		Ownership	100.000	Zurich Financial Services AG	15
		00000					Omnis Investments Limited	GB	OTH	Openwork Holdings Limited	Ownership	90.000	Zurich Financial Services AG	15
		00000					OOO"TPK"	RU	OTH	Zurich Insurance Company Ltd.	Ownership	100.000	Zurich Financial Services AG	15
		00000					Openwork Access Limited	GB	OTH	Openwork Holdings Limited	Ownership	100.000	Zurich Financial Services AG	15
		00000					Openwork Holdings Limited	GB	OTH	Allied Zurich Holdings Limited	Ownership	99.993	Zurich Financial Services AG	15
		00000					Openwork Independent Solutions Limited	GB	OTH	Openwork Holdings Limited	Ownership	100.000	Zurich Financial Services AG	15
		00000					Openwork Limited	GB	OTH	Openwork Holdings Limited	Ownership	100.000	Zurich Financial Services AG	15
		00000					Openwork Market Solutions Limited	GB	OTH	Openwork Holdings Limited	Ownership	100.000	Zurich Financial Services AG	15
		00000					Openwork Services Limited	GB	OTH	Openwork Holdings Limited	Ownership	100.000	Zurich Financial Services AG	15
		00000					Orange Stone Holdings	IE	OTH	CMSH Limited	Ownership	100.000	Zurich Financial Services AG	15
		00000	98-0172213				Orange Stone Reinsurance	IE	OTH	Crown Management Services Limited	Ownership	100.000	Zurich Financial Services AG	15
		00000					Orion Rechtsschutz-Versicherung AG	CH	OTH	Zurich Versicherungs-Gesellschaft AG	Ownership	78.000	Zurich Financial Services AG	15
		00000					Parcelgate Limited	GB	OTH	Zurich Assurance Ltd	Ownership	100.000	Zurich Financial Services AG	15
		00000					Perils AG	CH	OTH	Zurich Versicherungs-Gesellschaft AG	Ownership	11.111	Zurich Financial Services AG	15
		00000					Prematic Service Corporation (California)	US	OTH	Farmers Group, Inc.	Ownership	100.000	Zurich Financial Services AG	14

SCHEDULE Y
PART 1A - DETAIL OF INSURANCE HOLDING COMPANY SYSTEM

1	2	3	4	5	6	7	8	9	10	11	12	13	14	15
Group Code	Group Name	NAIC Company Code	Federal ID Number	Federal RSSD	CIK	Name of Securities Exchange if Publicly Traded (U.S. or International)	Names of Parent, Subsidiaries Or Affiliates	Domi-ciliary Location	Relationship to Reporting Entity	Directly Controlled by (Name of Entity/Person)	Type of Control (Ownership, Board, Management, Attorney-in-Fact, Influence, Other)	If Control is Owner-ship Provide Per-centage	Ultimate Controlling Entity(ies)/Person(s)	*
		..00000					Prematic Service Corporation (Nevada)	US	OTH	Prematic Service Corporation (California)	Ownership	100.000	Zurich Financial Services AG	14
		..00000					Protektor Lebensversicherungs-AG	DE	OTH	Zurich Deutscher Herold Aktiengesellschaft	Ownership	5.158	Zurich Financial Services AG	15
		..00000					PT Zurich Insurance Indonesia	ID	OTH	Zurich Asia Holdings Ltd.	Ownership	4.312	Zurich Financial Services AG	15
		..00000					PT Zurich Insurance Indonesia	ID	OTH	Zurich Versicherungs-Gesellschaft AG	Ownership	91.516	Zurich Financial Services AG	15
		..00000					PT Zurich Topas Life	ID	OTH	Zurich Versicherungs-Gesellschaft AG	Ownership	80.000	Zurich Financial Services AG	15
		..00000					Real Garant Espana S.L.	ES	OTH	Real Garant GmbH Garantiesysteme	Ownership	100.000	Zurich Financial Services AG	15
		..00000					Real Garant GmbH Garantiesysteme	DE	OTH	Real Garant Versicherung Aktiengesellschaft	Ownership	100.000	Zurich Financial Services AG	15
		..00000					Real Garant Versicherung Aktiengesellschaft	DE	OTH	Zurich Beteiligungs-Aktiengesellschaft (Deutschland)	Ownership	100.000	Zurich Financial Services AG	15
		..00000					Red Ruff LLC	US	OTH	ZCM Asset Holding Company (Bermuda) Limited	Ownership	100.000	Zurich Financial Services AG	15
		..00000					SA Fire House Limited	ZA	OTH	Zurich Versicherungs-Gesellschaft AG	Ownership	100.000	Zurich Financial Services AG	15
		..00000					Sackville Street Limited	GB	OTH	Zurich Financial Services (UK)SA Limited	Ownership	100.000	Zurich Financial Services AG	15
		..00000					Santander Brasil Seguros S.A.	BR	OTH	Santander Seguros S.A.	Ownership	100.000	Zurich Financial Services AG	15
		..00000					Santander Rio Seguros S.A.	AR	OTH	Inversiones ZS America SpA	Ownership	4.000	Zurich Financial Services AG	15
		..00000					Santander Rio Seguros S.A.	AR	OTH	ZS Insurance America, S.L.	Ownership	96.000	Zurich Financial Services AG	15
		..00000					Santander Seguros de Vida S.A.	CL	OTH	Inversiones ZS America Dos Limitada	Ownership	99.782	Zurich Financial Services AG	15
		..00000					Santander Seguros de Vida S.A.	CL	OTH	Inversiones ZS America Dos Limitada	Ownership	0.218	Zurich Financial Services AG	15
		..00000					Santander Seguros Generales S.A.	CL	OTH	Inversiones ZS America SpA	Ownership	99.505	Zurich Financial Services AG	15
		..00000					Santander Seguros Generales S.A.	CL	OTH	Inversiones ZS America SpA	Ownership	0.495	Zurich Financial Services AG	15
		..00000					Santander Seguros S.A.	BR	OTH	ZS Insurance America, S.L.	Ownership	100.000	Zurich Financial Services AG	15
		..00000					Santander Seguros Sociedad Anonima	UY	OTH	ZS Insurance America, S.L.	Ownership	100.000	Zurich Financial Services AG	15
		..00000					SARL Marofinac	MA	OTH	Zurich Versicherungs-Gesellschaft AG	Ownership	100.000	Zurich Financial Services AG	15
		..00000					Saudi National Insurance Company	BH	OTH	Zurich Insurance Services (Middle East) EC	Ownership	5.000	Zurich Financial Services AG	15
		..00000					Sceptre Trust Limited	BS	OTH	Eagle Star Holdings Limited	Ownership	0.000	Zurich Financial Services AG	15
		..00000					Sceptre Trust Limited	BS	OTH	Eagle Star Insurance Company Limited	Ownership	100.000	Zurich Financial Services AG	15
..0212	Farmers Insurance Group	..33120	65-0109120				Security National Insurance Company	US	JA	Bristol West Holdings, Inc.	Ownership	75.000	Farmers Insurance Exchange	
..0212	Farmers Insurance Group	..33120	65-0109120				Security National Insurance Company	US	JA	Insurance Data Systems, G.P.	Ownership	25.000	Farmers Insurance Exchange	
		..00000					Serviaide Assistencia e Servicos, Lda.	PT	OTH	AIDE Asistencia Seguros y Reaseguros, S.A. – Sociedad Uniper	Ownership	95.000	Zurich Financial Services AG	15
		..00000					Serviaide Assistencia e Servicos, Lda.	PT	OTH	Serviaide, S.A. – Sociedad Unipersonal	Ownership	5.000	Zurich Financial Services AG	15
		..00000					Serviaide, S.A. – Sociedad Unipersonal	ES	OTH	AIDE Asistencia Seguros y Reaseguros, S.A. – Sociedad Uniper	Ownership	100.000	Zurich Financial Services AG	15
		..00000					Servizurich S.A. – Sociedad Unipersonal	ES	OTH	Zurich Insurance plc, Sucursal en Espana	Ownership	100.000	Zurich Financial Services AG	15
		..00000					Shire Park Limited	GB	OTH	Zurich Assurance Ltd	Ownership	12.419	Zurich Financial Services AG	15

SCHEDULE Y

PART 1A - DETAIL OF INSURANCE HOLDING COMPANY SYSTEM

1	2	3	4	5	6	7	8	9	10	11	12	13	14	15
Group Code	Group Name	NAIC Company Code	Federal ID Number	Federal RSSD	CIK	Name of Securities Exchange if Publicly Traded (U.S. or International)	Names of Parent, Subsidiaries Or Affiliates	Domiciliary Location	Relationship to Reporting Entity	Directly Controlled by (Name of Entity/Person)	Type of Control (Ownership, Board, Management, Attorney-in-Fact, Influence, Other)	If Control is Ownership Provide Percentage	Ultimate Controlling Entity(ies)/Person(s)	*
		..00000					Societe Continentale d'Investissement ImmobilierFROTH	Zurich Assurance Ltd	Ownership.....	..100.000	Zurich Financial Services AG15
		..00000					Solentbar Property Investment LimitedGBOTH	Zurich Assurance Ltd	Ownership.....	..100.000	Zurich Financial Services AG15
		..00000					South African Nucleare Pool Administrators (Property) LimiteZAOTH	Zurich Insurance Company South Africa Limited	Ownership.....	..25.000	Zurich Financial Services AG15
		..00000	06-1313326				South County Services Co., Inc.USOTH	Sterling Forest LLC	Ownership.....	..100.000	Zurich Financial Services AG15
		..00000					Spirecharm LimitedGBOTH	Zurich Assurance Ltd	Ownership.....	..100.000	Zurich Financial Services AG15
		..00000					Staple Inn Holborn LimitedGBOTH	Zurich Financial Services (UKISA) Limited	Ownership.....	..100.000	Zurich Financial Services AG15
		..00000					Stareagle LimitedGBOTH	Zurich Assurance Ltd	Ownership.....	..100.000	Zurich Financial Services AG15
		..00000					Starpatch Investments LimitedGBOTH	Zurich Assurance Ltd	Ownership.....	..100.000	Zurich Financial Services AG15
..0212	Zurich U.S. Insurance Pool Group26387	52-0981481				Steadfast Insurance CompanyUSOTH	Zurich American Insurance Company ..	Ownership.....	..100.000	Zurich Financial Services AG15
		..00000					Steadfast Santa Clarita Holdings LLCUSOTH	Steadfast Insurance Company	Ownership.....	..100.000	Zurich Financial Services AG15
		..00000	36-4233459				Sterling Forest LLCUSOTH	Zurich American Insurance Company ..	Ownership.....	..99.934	Zurich Financial Services AG15
		..00000					Sterling ISA Managers (Nominees) LimitedGBOTH	Sterling ISA Managers Limited	Ownership.....	..100.000	Zurich Financial Services AG15
		..00000					Zurich Financial Services (UKISA) LimitedGBOTH	Limited	Ownership.....	..100.000	Zurich Financial Services AG15
		..00000					Sterling ISA Managers LimitedGBOTH	Limited	Ownership.....	..100.000	Zurich Financial Services AG15
		..00000					Sunley Homes LimitedGBOTH	Zurich Insurance plc	Ownership.....	..100.000	Zurich Financial Services AG15
		..00000					Swaziland Royal Insurance CorporationSZOTH	Zurich Insurance Company South Africa Limited	Ownership.....	..9.000	Zurich Financial Services AG15
		..00000					Swiss Insurance Management (Hong Kong) LimitedHKOTH	Zurich Insurance Holdings (Hong Kong) Limited	Ownership.....	..99.505	Zurich Financial Services AG15
		..00000					Swiss Insurance Management (Hong Kong) LimitedHKOTH	Zurich Services (Hong Kong) Limited	Ownership.....	..0.495	Zurich Financial Services AG15
		..00000					TCS Loss Adjusters LimitedGBOTH	Endsleigh Insurance Services Limited	Ownership.....	..100.000	Zurich Financial Services AG15
		..00000					TDG Tele Dienste GmbHDEOTH	Zurich Beteiligungs- Aktiengesellschaft (Deutschland) ...	Ownership.....	..100.000	Zurich Financial Services AG15
		..00000					Techlink Interactive LimitedGBOTH	Technical Connection Limited	Ownership.....	..100.000	Zurich Financial Services AG15
		..00000					Technical Connection LimitedGBOTH	Zurich Employment Services Limited	Ownership.....	..51.000	Zurich Financial Services AG15
..0212	Farmers Insurance Group21695	94-1663548				Texas Farmers Insurance CompanyUSJA	Farmers Insurance Exchange	Ownership.....	..86.280	Farmers Insurance Exchange15
..0212	Farmers Insurance Group21695	94-1663548				Texas Farmers Insurance CompanyUSJA	Mid Century Insurance Company	Ownership.....	..13.720	Farmers Insurance Exchange15
		..00000					The Liverpool Reversionary Company LimitedGBOTH	Eagle Star Insurance Company Limited	Ownership.....	..100.000	Zurich Financial Services AG15
		..00000					The Trust Company of Scotland LimitedGBOTH	Zurich Insurance plc	Ownership.....	..100.000	Zurich Financial Services AG15
		..00000	36-3839542				The Zurich Services CorporationUSOTH	Zurich Holding Company of America, Inc.	Ownership.....	..100.000	Zurich Financial Services AG15
		..00000					TopReport Schadenbesichtigungs GmbHATOTH	Zurich Versicherungs- Aktiengesellschaft	Ownership.....	..14.286	Zurich Financial Services AG15
		..00000					Toscana Uno SRLITOTH	Zurich Insurance Company Ltd - Rappresentanza Generale per l	Ownership.....	..50.000	Zurich Financial Services AG15
..0212	Farmers Insurance Group21709	95-2575892				Truck Insurance ExchangeUSJA	See Note 8	Attorney-In-Fact8
		..00000	95-2670330				Truck Underwriters AssociationUSOTH	Farmers Group, Inc.	Ownership.....	..100.000	Zurich Financial Services AG15
		..00000	95-2670330				Truck Underwriters AssociationUSOTH	Farmers Group, Inc.	Ownership.....	..100.000	Zurich Financial Services AG15
		..00000					Turegum Immobilien AGCHOTH	Zurich Versicherungs-Gesellschaft AG	Ownership.....	..100.000	Zurich Financial Services AG15

SCHEDULE Y

PART 1A - DETAIL OF INSURANCE HOLDING COMPANY SYSTEM

1	2	3	4	5	6	7	8	9	10	11	12	13	14	15
Group Code	Group Name	NAIC Company Code	Federal ID Number	Federal RSSD	CIK	Name of Securities Exchange if Publicly Traded (U.S. or International)	Names of Parent, Subsidiaries Or Affiliates	Domi-ciliary Location	Relationship to Reporting Entity	Directly Controlled by (Name of Entity/Person)	Type of Control (Ownership, Board, Management, Attorney-in-Fact, Influence, Other)	If Control is Owner-ship Provide Per-centage	Ultimate Controlling Entity(ies)/Person(s)	*
..0212	Zurich U.S. Insurance Pool Group41181	43-1249228				Universal Underwriters Insurance CompanyUS	..OTH	Zurich American Insurance Company ..	Ownership.....	..100.000	Zurich Financial Services AG15
		..00000	04-3126497				Universal Underwriters Insurance Services, Inc.US	..OTH	Zurich Holding Company of America, Inc.	Ownership.....	..100.000	Zurich Financial Services AG15
..0212	Universal Underwriters Life Insurance Company70173	43-0824418				Universal Underwriters Life Insurance CompanyUS	..OTH	Universal Underwriters Insurance Company	Ownership.....	..100.000	Zurich Financial Services AG15
..0212	Zurich U.S. Insurance Pool Group40843	36-3139101				Universal Underwriters of Texas Insurance CompanyUS	..OTH	Universal Underwriters Insurance Company	Ownership.....	..100.000	Zurich Financial Services AG15
		..00000	43-1269296				Universal Underwriters Service CorporationUS	..OTH	Zurich Holding Company of America, Inc.	Ownership.....	..100.000	Zurich Financial Services AG15
		..00000	48-1195826				UUBVI LimitedVG	..OTH	Universal Underwriters Insurance Services, Inc.	Ownership.....	..0.001	Zurich Financial Services AG15
		..00000	48-1195826				UUBVI LimitedVG	..OTH	Universal Underwriters Service Corporation	Ownership.....	..100.000	Zurich Financial Services AG15
		..00000	26-1282208				Vehicle Dealer Solutions, Inc.US	..OTH	The Zurich Services Corporation	Ownership.....	..100.000	Zurich Financial Services AG15
		..00000	20-3821099				Veyond Pacific Technology Solutions, LLCUS	..NIA	Farmers Insurance Hawaii, Inc.	Ownership.....	..99.920	Farmers Insurance Exchange	
		..00000	20-3821099				Veyond Pacific Technology Solutions, LLCUS	..NIA	American Pacific Insurance Company, Inc.	Ownership.....	..0.080	Farmers Insurance Exchange	
		..00000	20-3821011				Veyond Pacific Technology, Inc.US	..NIA	Veyond Pacific Technology Solutions, LLC	Ownership.....	..100.000	Farmers Insurance Exchange	
		..00000	04-3726591				Veyond Technology Solutions, LLCUS	..NIA	Farmers Insurance Hawaii, Inc.	Ownership.....	..92.220	Farmers Insurance Exchange	
		..00000	04-3726591				Veyond Technology Solutions, LLCUS	..NIA	American Pacific Insurance Company, Inc.	Ownership.....	..7.780	Farmers Insurance Exchange	
		..00000	04-3682284				Veyond Technology, Inc.US	..NIA	Veyond Technology Solutions, LLC	Ownership.....	..100.000	Farmers Insurance Exchange	
		..00000					Vita Lebensversicherungs-Gesellschaft AGCH	..OTH	Zurich Versicherungs-Gesellschaft	Ownership.....	..100.000	Zurich Financial Services AG15
		..00000	74-1593853				Western Star Underwriters, Inc.US	..NIA	FCOA, LLC	Ownership.....	..100.000	Farmers Insurance Exchange12
		..00000					Wing Hang Zurich Insurance Company LimitedHK	..OTH	Zurich Insurance Holdings (Hong Kong) Limited	Ownership.....	..35.000	Zurich Financial Services AG15
		..00000					Women on Wheels LimitedGB	..OTH	Endsleigh Insurance Services Limited	Ownership.....	..100.000	Zurich Financial Services AG15
		..00000					Woodstock Insurance Brokers LimitedGB	..OTH	Endsleigh Insurance Services Limited	Ownership.....	..100.000	Zurich Financial Services AG15
		..00000					World Travel Protection Canada Inc.CN	..OTH	Zurich Canadian Holdings Limited	Ownership.....	..100.000	Zurich Financial Services AG15
		..00000					Wren Investments LimitedGB	..OTH	Zurich Whiteley Trust Limited	Ownership.....	..100.000	Zurich Financial Services AG15
		..00000					Wrightway Underwriting LimitedIE	..OTH	Ballykilliliane Holdings Limited	Ownership.....	..100.000	Zurich Financial Services AG15
		..00000					Z flex Gesellschaft fur Personaldienstleistungen mbHDE	..OTH	Zurich Beteiligungs-Aktiengesellschaft (Deutschland) ...	Ownership.....	..100.000	Zurich Financial Services AG15
		..00000					Z Nominees LimitedJE	..OTH	Zurich Trust Limited	Ownership.....	..100.000	Zurich Financial Services AG15
		..00000					Z Secretaries LimitedJE	..OTH	Zurich Trust Limited	Ownership.....	..100.000	Zurich Financial Services AG15
		..00000					ZCM (U.S.) LimitedUS	..OTH	ZCM Holdings (Bermuda) Limited	Ownership.....	..100.000	Zurich Financial Services AG15
		..00000					ZCM Asia Holdings Pty LimitedAU	..OTH	Zurich Versicherungs-Gesellschaft AG	Ownership.....	..100.000	Zurich Financial Services AG15
		..00000					ZCM Asset Holding Company (Bermuda) LimitedBM	..OTH	ZCM Holdings (Bermuda) Limited	Ownership.....	..100.000	Zurich Financial Services AG15
		..00000					ZCM Holdings (Bermuda) LimitedBM	..OTH	CMISH Limited	Ownership.....	..24.290	Zurich Financial Services AG15
		..00000					ZCM Holdings (Bermuda) LimitedBM	..OTH	CMISH Limited	Ownership.....	..75.710	Zurich Financial Services AG15
		..00000					ZCM Matched Funding (Bermuda) LimitedBM	..OTH	ZCM Holdings (Bermuda) Limited	Ownership.....	..100.000	Zurich Financial Services AG15
		..00000					ZCM Matched Funding Corp.US	..OTH	ZCM (U.S.) Limited	Ownership.....	..100.000	Zurich Financial Services AG15

SCHEDULE Y

PART 1A - DETAIL OF INSURANCE HOLDING COMPANY SYSTEM

1	2	3	4	5	6	7	8	9	10	11	12	13	14	15
Group Code	Group Name	NAIC Company Code	Federal ID Number	Federal RSSD	CIK	Name of Securities Exchange if Publicly Traded (U.S. or International)	Names of Parent, Subsidiaries Or Affiliates	Domi-ciliary Location	Relationship to Reporting Entity	Directly Controlled by (Name of Entity/Person)	Type of Control (Ownership, Board, Management, Attorney-in-Fact, Influence, Other)	If Control is Owner-ship Provide Perce-ntage	Ultimate Controlling Entity(ies)/Person(s)	*
		..00000					ZCMC II Holdings LimitedIEOTH	ZCM Asset Holding Company (Bermuda) Limited	Ownership.....	..0.200	Zurich Financial Services AG15
		..00000					ZCMC II Holdings LimitedIEOTH	Zurich Financial Services EUB Holdings Limited	Ownership.....	..99.800	Zurich Financial Services AG15
		..00000	81-0680889				ZFS Finance (USA) LLC IIUSOTH	Zurich Holding Company of America, Inc.	Ownership.....	..100.000	Zurich Financial Services AG15
		..00000	77-0684539				ZFS Finance (USA) LLC IVUSOTH	Zurich Holding Company of America, Inc.	Ownership.....	..100.000	Zurich Financial Services AG15
		..00000	77-0684542				ZFS Finance (USA) LLC VUSOTH	Zurich Holding Company of America, Inc.	Ownership.....	..100.000	Zurich Financial Services AG15
		..00000	20-5900744				ZFUS Services, LLCUSOTH	Zurich Holding Company of America, Inc.	Ownership.....	..100.000	Zurich Financial Services AG15
		..00000					ZG Investments Ltd.BMOTH	Zurich Versicherungs-Gesellschaft AG	Ownership.....	..100.000	Zurich Financial Services AG15
		..00000					ZGEE2 LimitedGBOTH	Eagle Star Holdings Limited	Ownership.....	..100.000	Zurich Financial Services AG15
		..00000					ZGEE3 LimitedGBOTH	Zurich Insurance Company (U.K.) Limited	Ownership.....	..100.000	Zurich Financial Services AG15
		..00000					ZI Park 80 West LLCUSOTH	Zurich American Insurance Company ..	Ownership.....	..100.000	Zurich Financial Services AG15
		..00000					ZKS Real Estate Partners, L.L.C.USOTH	Zurich American Corporation	Ownership.....	..41.670	Zurich Financial Services AG15
		..00000	02-0802795				ZNA Services, LLCUSOTH	ZFUS Services, LLC	Ownership.....	..100.000	Zurich Financial Services AG15
		..00000					Zolmec LimitedJEOTH	Zurich Trust Limited	Ownership.....	..100.000	Zurich Financial Services AG15
		..00000					ZPC Capital LimitedGBOTH	Zurich Holdings (UK) Limited	Ownership.....	..100.000	Zurich Financial Services AG15
		..00000					ZS Insurance America, S.L.ESOTH	Zurich Latin America Holding S.L. – Sociedad Unipersonal	Ownership.....	..51.000	Zurich Financial Services AG15
		..00000					ZSF 00-1, Inc.USOTH	CTH Affordable Housing Corporation	Ownership.....	..100.000	Zurich Financial Services AG15
		..00000					ZSF 02-1, Inc.USOTH	CTH Affordable Housing Corporation	Ownership.....	..100.000	Zurich Financial Services AG15
		..00000					ZSF 99-2 Tyler House, Inc.USOTH	CTH Affordable Housing Corporation	Ownership.....	..100.000	Zurich Financial Services AG15
		..00000					ZSF 99-3 Aurora, Inc.USOTH	CTH Affordable Housing Corporation	Ownership.....	..100.000	Zurich Financial Services AG15
		..00000					ZSF 99-4, Inc.USOTH	CTH Affordable Housing Corporation	Ownership.....	..100.000	Zurich Financial Services AG15
		..00000					ZSF Apollo CorporationUSOTH	CTH Affordable Housing Corporation	Ownership.....	..100.000	Zurich Financial Services AG15
		..00000					ZSF Blairville, Inc.USOTH	CTH Affordable Housing Corporation	Ownership.....	..100.000	Zurich Financial Services AG15
		..00000					ZSF Boston Store, Inc.USOTH	CTH Affordable Housing Corporation	Ownership.....	..100.000	Zurich Financial Services AG15
		..00000					ZSF Grant Park, Inc.USOTH	CTH Affordable Housing Corporation	Ownership.....	..100.000	Zurich Financial Services AG15
		..00000					ZSF Idlewild, Inc.USOTH	CTH Affordable Housing Corporation	Ownership.....	..100.000	Zurich Financial Services AG15
		..00000					ZSF Landmark CorporationUSOTH	CTH Affordable Housing Corporation	Ownership.....	..100.000	Zurich Financial Services AG15
		..00000					ZSF Newport I CorporationUSOTH	CTH Affordable Housing Corporation	Ownership.....	..100.000	Zurich Financial Services AG15
		..00000	36-3096373				ZSFH LLCUSOTH	Zurich Holding Company of America, Inc.	Ownership.....	..100.000	Zurich Financial Services AG15

SCHEDULE Y

PART 1A - DETAIL OF INSURANCE HOLDING COMPANY SYSTEM

1	2	3	4	5	6	7	8	9	10	11	12	13	14	15
Group Code	Group Name	NAIC Company Code	Federal ID Number	Federal RSSD	CIK	Name of Securities Exchange if Publicly Traded (U.S. or International)	Names of Parent, Subsidiaries Or Affiliates	Domiciliary Location	Relationship to Reporting Entity	Directly Controlled by (Name of Entity/Person)	Type of Control (Ownership, Board, Management, Attorney-in-Fact, Influence, Other)	If Control is Ownership Provide Percentage	Ultimate Controlling Entity(ies)/Person(s)	*
		..00000					ZSG Kfz-ZulassungsservicegesmbHATOTH.....	Zurich Versicherungs- Aktiengesellschaft	Ownership.....	..33.333	Zurich Financial Services AG15
		..00000					ZSL Financing LimitedGBOTH.....	Zurich Holdings (UK) Limited	Ownership.....	..1.000	Zurich Financial Services AG15
		..00000					ZSL Financing LimitedGBOTH.....	Zurich Specialties London Limited ..	Ownership.....	..99.000	Zurich Financial Services AG15
		..00000					Zurich - Companhia de Seguros Vida S.A.PTOTH.....	Zurich Finanz-Gesellschaft AG	Ownership.....	..0.000	Zurich Financial Services AG15
		..00000					Zurich - Companhia de Seguros Vida S.A.PTOTH.....	Zurich Investments Life S.p.A.	Ownership.....	..0.000	Zurich Financial Services AG15
		..00000					Zurich - Companhia de Seguros Vida S.A.PTOTH.....	Zurich Lebensversicherungs- Gesellschaft AG	Ownership.....	..100.000	Zurich Financial Services AG15
		..00000					Zurich - Companhia de Seguros Vida S.A.PTOTH.....	Zurich Versicherungs-Gesellschaft AG	Ownership.....	..0.000	Zurich Financial Services AG15
		..00000					Zurich - Companhia de Seguros Vida S.A.PTOTH.....	Zurich Vida, Compania de Seguros y Reaseguros, S.A. - Sociad	Ownership.....	..0.000	Zurich Financial Services AG15
		..00000					Zurich (Sales Management Pension Plan) Trustee LimitedGBOTH.....	Allied Dunbar Assurance plc	Ownership.....	..100.000	Zurich Financial Services AG15
		..00000					Zurich Administradora General de Fondos S.A.CLOTH.....	Chilena Consolidada Seguros de Vida S.A.	Ownership.....	..99.970	Zurich Financial Services AG15
		..00000					Zurich Administradora General de Fondos S.A.CLOTH.....	Inversiones Suizo Chilena S.A.	Ownership.....	..0.030	Zurich Financial Services AG15
		..00000					Zurich Advice LimitedHKOTH.....	Zurich Insurance Holdings (Hong Kong) Limited	Ownership.....	..100.000	Zurich Financial Services AG15
		..00000					Zurich Advice Network LimitedGBOTH.....	Allied Dunbar Assurance plc	Ownership.....	..100.000	Zurich Financial Services AG15
		..00000					Zurich Advisory (HK) LimitedHKOTH.....	Zurich Assurance Ltd	Ownership.....	..100.000	Zurich Financial Services AG15
		..00000	74-2717532				Zurich Agency Services Inc.USOTH.....	Maryland Casualty Company	Ownership.....	..100.000	Zurich Financial Services AG15
		..00000	86-1164252				Zurich Alternative Asset Management, LLCUSOTH.....	Zurich Holding Company of America, Inc.	Ownership.....	..100.000	Zurich Financial Services AG15
		..00000	36-6169781				Zurich American CorporationUSOTH.....	Zurich Holding Company of America, Inc.	Ownership.....	..100.000	Zurich Financial Services AG15
...0212 ...	Zurich U.S. Insurance Pool Group16535	36-4233459				Zurich American Insurance CompanyUSOTH.....	Zurich Holding Company of America, Inc.	Ownership.....	..100.000	Zurich Financial Services AG15
...0212 ...	Zurich U.S. Insurance Pool Group27855	36-2781080				Zurich American Insurance Company of IllinoisUSOTH.....	American Zurich Insurance Company ..	Ownership.....	..100.000	Zurich Financial Services AG15
...0212 ...	Zurich American Life Insurance Company90557	36-3050975				Zurich American Life Insurance CompanyUSOTH.....	Zurich American Corporation	Ownership.....	..100.000	Zurich Financial Services AG15
...0212 ...	Zurich Ins Group14178	27-4746162				Zurich American Life Insurance Company of New YorkUSOTH.....	Zurich American Life Insurance Company.	Ownership.....	..100.000	Zurich Financial Services AG15
		..00000					Zurich Argentina Cia. de Seguros S.A.AROTH.....	Inversiones Suizo-Argentina S.A.	Ownership.....	..55.461	Zurich Financial Services AG15
		..00000					Zurich Argentina Cia. de Seguros S.A.AROTH.....	Zurich Versicherungs-Gesellschaft AG	Ownership.....	..44.536	Zurich Financial Services AG15
		..00000					Zurich Argentina Compan a de Seguros de Retiro S.A.AROTH.....	Zurich Argentina Cia. de Seguros S.A.	Ownership.....	..46.642	Zurich Financial Services AG15
		..00000					Zurich Argentina Compan a de Seguros de Retiro S.A.AROTH.....	Zurich Versicherungs-Gesellschaft AG	Ownership.....	..53.358	Zurich Financial Services AG15
		..00000					Zurich Asia Holdings Ltd.BMOTH.....	Zurich Versicherungs-Gesellschaft AG	Ownership.....	..100.000	Zurich Financial Services AG15
		..00000					Zurich Asset Management Gerente de Fondos Comunes de InversiAROTH.....	Inversiones Suizo-Argentina S.A.	Ownership.....	..90.000	Zurich Financial Services AG15
		..00000					Zurich Asset Management Gerente de Fondos Comunes de InversiAROTH.....	Isis S.A.	Ownership.....	..10.000	Zurich Financial Services AG15

SCHEDULE Y
PART 1A - DETAIL OF INSURANCE HOLDING COMPANY SYSTEM

1	2	3	4	5	6	7	8	9	10	11	12	13	14	15
Group Code	Group Name	NAIC Company Code	Federal ID Number	Federal RSSD	CIK	Name of Securities Exchange if Publicly Traded (U.S. or International)	Names of Parent, Subsidiaries Or Affiliates	Domiciliary Location	Relationship to Reporting Entity	Directly Controlled by (Name of Entity/Person)	Type of Control (Ownership, Board, Management, Attorney-in-Fact, Influence, Other)	If Control is Ownership Provide Percentage	Ultimate Controlling Entity(ies)/Person(s)	*
		.00000					Zurich Assurance (2004) plcGB	OTH	Zurich Assurance Ltd	Ownership.....	100.000	Zurich Financial Services AG	15
		.00000					Zurich Assurance LtdGB	OTH	Eagle Star Holdings Limited	Ownership.....	100.000	Zurich Financial Services AG	15
		.00000					ZURICH Assurances MarocMA	OTH	SARL Marofinac	Ownership.....	30.099	Zurich Financial Services AG	15
		.00000					ZURICH Assurances MarocMA	OTH	Zurich Versicherungs-Gesellschaft AG	Ownership.....	67.627	Zurich Financial Services AG	15
		.00000					Zurich Australia LimitedAU	OTH	Zurich Financial Services Australia Limited	Ownership.....	100.000	Zurich Financial Services AG	15
		.00000	AA-1930995				Zurich Australian Insurance LimitedAU	OTH	Zurich Financial Services Australia Limited	Ownership.....	100.000	Zurich Financial Services AG	15
		.00000					Zurich Australian Insurance Properties Pty LimitedAU	OTH	Zurich Australia Limited	Ownership.....	40.000	Zurich Financial Services AG	15
		.00000					Zurich Australian Insurance Properties Pty LimitedAU	OTH	Zurich Australian Insurance Limited	Ownership.....	60.000	Zurich Financial Services AG	15
		.00000					Zurich Australian Superannuation Pty LimitedAU	OTH	Zurich Financial Services Australia Limited	Ownership.....	100.000	Zurich Financial Services AG	15
		.00000					Zurich Aviation Underwriting Managers SA (Pty) LtdZA	OTH	Zurich Insurance Company South Africa Limited	Ownership.....	50.000	Zurich Financial Services AG	15
		.00000					Zurich BankIE	OTH	ZCM Holdings (Bermuda) Limited	Ownership.....	0.037	Zurich Financial Services AG	15
		.00000					Zurich BankIE	OTH	ZCM II Holdings Limited	Ownership.....	99.963	Zurich Financial Services AG	15
		.00000					Zurich Bank International LimitedIM	OTH	Zurich Bank	Ownership.....	100.000	Zurich Financial Services AG	15
		.00000	13-4186554				Zurich Benefit Finance LLCUS	OTH	Zurich Holding Company of America, Inc.	Ownership.....	100.000	Zurich Financial Services AG	15
		.00000					Zurich Beteiligungs-Aktiengesellschaft (Deutschland)DE	OTH	Zurich IT Service AG Niederlassung fur Deutschland	Ownership.....	82.617	Zurich Financial Services AG	15
		.00000					Zurich Beteiligungs-Aktiengesellschaft (Deutschland)DE	OTH	Zurich Leben Service AG Niederlassung fur Deutschland	Ownership.....	17.383	Zurich Financial Services AG	15
		.00000					Zurich Building Control Services LimitedGB	OTH	Zurich Holdings (UK) Limited	Ownership.....	100.000	Zurich Financial Services AG	15
		.00000					Zurich Canadian Holdings LimitedCN	OTH	Zurich Insurance Company Ltd, Canadian Branch	Ownership.....	68.819	Zurich Financial Services AG	15
		.00000					Zurich Canadian Holdings LimitedCN	OTH	Zurich Versicherungs-Gesellschaft AG	Ownership.....	31.181	Zurich Financial Services AG	15
		.00000					Zurich Capital Markets Inc.US	OTH	ZCM (U.S.) Limited	Ownership.....	100.000	Zurich Financial Services AG	15
		.00000					Zurich Community Trust (UK) LimitedGB	OTH	Zurich Financial Services (UKISA) Limited	Ownership.....	50.000	Zurich Financial Services AG	15
		.00000					Zurich Community Trust (UK) LimitedGB	OTH	Zurich Financial Services (UKISA) Nominees Limited	Ownership.....	50.000	Zurich Financial Services AG	15
		.00000					Zurich Computer Services LimitedGB	OTH	Allied Dunbar Assurance plc	Ownership.....	100.000	Zurich Financial Services AG	15
		.00000					Zurich Consortium Societa Consortile a Responsabilita LimitIT	OTH	Zurich Insurance plc - Rappresentanza Generale per l'Italia	Ownership.....	99.950	Zurich Financial Services AG	15
		.00000					Zurich Consortium Societa Consortile a Responsabilita LimitIT	OTH	Zurich Investments Life S.p.A.	Ownership.....	0.010	Zurich Financial Services AG	15
		.00000					Zurich Consortium Societa Consortile a Responsabilita LimitIT	OTH	Zurich Life and Pensions S.p.A.	Ownership.....	0.010	Zurich Financial Services AG	15
		.00000					Zurich Consortium Societa Consortile a Responsabilita LimitIT	OTH	Zurich Life Assurance plc - Rappresentanza Generale per l'It	Ownership.....	0.010	Zurich Financial Services AG	15
		.00000					Zurich Consortium Societa Consortile a Responsabilita LimitIT	OTH	Zurich Life Insurance Italia S.p.A.	Ownership.....	0.010	Zurich Financial Services AG	15
		.00000					Zurich Consortium Societa Consortile a Responsabilita LimitIT	OTH	Zuritel S.p.A.	Ownership.....	0.010	Zurich Financial Services AG	15

SCHEDULE Y
PART 1A - DETAIL OF INSURANCE HOLDING COMPANY SYSTEM

1	2	3	4	5	6	7	8	9	10	11	12	13	14	15
Group Code	Group Name	NAIC Company Code	Federal ID Number	Federal RSSD	CIK	Name of Securities Exchange if Publicly Traded (U.S. or International)	Names of Parent, Subsidiaries Or Affiliates	Domiciliary Location	Relationship to Reporting Entity	Directly Controlled by (Name of Entity/Person)	Type of Control (Ownership, Board, Management, Attorney-in-Fact, Influence, Other)	If Control is Ownership Provide Percentage	Ultimate Controlling Entity(ies)/Person(s)	*
		..00000					Zurich Consultancy LimitedHK	...OTH	Zurich Insurance Holdings (Hong Kong) Limited	Ownership.....	..100.000	Zurich Financial Services AG15
		..00000					Zurich Consultoria de Riesgos, C.A.VE	...OTH	Zurich Seguros, S.A.	Ownership.....	..99.990	Zurich Financial Services AG15
		..00000					Zurich Corredora de Bolsa S.A.CL	...OTH	Inversiones Suizo Chilena S.A.	Ownership.....	..99.000	Zurich Financial Services AG15
		..00000					Zurich Corredora de Bolsa S.A.CL	...OTH	Zurich Investments Chile S.A.	Ownership.....	..1.000	Zurich Financial Services AG15
		..00000	36-4412924				Zurich CZI Management Holding Ltd.US	...OTH	Zurich Global Investment Management Inc.	Ownership.....	..100.000	Zurich Financial Services AG15
		..00000					Zurich Deutscher Herold Lebensversicherung AktiengesellschaftDE	...OTH	Deutscher Herold Aktiengesellschaft	Ownership.....	..67.540	Zurich Financial Services AG15
		..00000					Zurich Deutscher Herold Lebensversicherung AktiengesellschaftDE	...OTH	Zurich Beteiligungs-Aktiengesellschaft (Deutschland) ...	Ownership.....	..32.460	Zurich Financial Services AG15
		..00000					Zurich Direct Agency LimitedHK	...OTH	Zurich Advice Limited	Ownership.....	..100.000	Zurich Financial Services AG15
		..00000					Zurich Distribuidora de Mexico, S.A. de C.V.MX	...OTH	Zurich Versicherungs-Gesellschaft AG	Ownership.....	..99.998	Zurich Financial Services AG15
		..00000					Zurich Distribuidora de Mexico, S.A. de C.V.MX	...OTH	Zurich Vida, Compania de Seguros, S.A.	Ownership.....	..0.002	Zurich Financial Services AG15
		..00000	95-4773780				Zurich E&S Insurance Brokerage, Inc.US	...OTH	Zurich American Insurance Company ..	Ownership.....	..100.000	Zurich Financial Services AG15
		..00000					Zurich Employment Services LimitedGB	...OTH	Zurich Financial Services (UKISA) Limited	Ownership.....	..100.000	Zurich Financial Services AG15
		..00000					Zurich Eurolife S.A.LU	...OTH	Zurich Lebensversicherungs-Gesellschaft AG	Ownership.....	..90.000	Zurich Financial Services AG15
		..00000					Zurich Eurolife S.A.LU	...OTH	Zurich Versicherungs-Gesellschaft AG	Ownership.....	..10.000	Zurich Financial Services AG15
		..00000					Zurich Finance (Bermuda) Ltd.BM	...OTH	Zurich Versicherungs-Gesellschaft AG	Ownership.....	..100.000	Zurich Financial Services AG15
		..00000					Zurich Finance (Luxembourg) S.A.LU	...OTH	Zurich Lebensversicherungs-Gesellschaft AG	Ownership.....	..0.081	Zurich Financial Services AG15
		..00000					Zurich Finance (Luxembourg) S.A.LU	...OTH	Zurich Versicherungs-Gesellschaft AG	Ownership.....	..99.919	Zurich Financial Services AG15
		..00000					Zurich Finance (UK) plcGB	...OTH	Zurich Financial Services (UKISA) Limited	Ownership.....	..99.998	Zurich Financial Services AG15
		..00000					Zurich Finance (UK) plcGB	...OTH	Zurich Financial Services (UKISA) Nominees Limited	Ownership.....	..0.002	Zurich Financial Services AG15
		..00000	36-4228642				Zurich Finance (USA), Inc.US	...OTH	Zurich Holding Company of America, Inc.	Ownership.....	..100.000	Zurich Financial Services AG15
		..00000					Zurich Financial Management LimitedGB	...OTH	Allied Dunbar Assurance plc	Ownership.....	..100.000	Zurich Financial Services AG15
		..00000					Zurich Financial Services (Channel Islands) LimitedJE	...OTH	Zurich Financial Services (UKISA) Limited	Ownership.....	..99.909	Zurich Financial Services AG15
		..00000					Zurich Financial Services (Channel Islands) LimitedJE	...OTH	Zurich Financial Services (UKISA) Nominees Limited	Ownership.....	..0.091	Zurich Financial Services AG15
		..00000					Zurich Financial Services (Isle of Man) Group Services LimitIM	...OTH	Zurich Versicherungs-Gesellschaft AG	Ownership.....	..100.000	Zurich Financial Services AG15
		..00000					Zurich Financial Services (Isle of Man) Holdings LimitedIM	...OTH	Zurich Versicherungs-Gesellschaft AG	Ownership.....	..100.000	Zurich Financial Services AG15
		..00000					Zurich Financial Services (Isle of Man) Insurance Manager LtIM	...OTH	Zurich Versicherungs-Gesellschaft AG	Ownership.....	..100.000	Zurich Financial Services AG15
		..00000					Zurich Financial Services (Isle of Man) Reinsurance CompanyIM	...OTH	Zurich Financial Services (Isle of Man) Holdings Limited	Ownership.....	..100.000	Zurich Financial Services AG15

SCHEDULE Y

PART 1A - DETAIL OF INSURANCE HOLDING COMPANY SYSTEM

1	2	3	4	5	6	7	8	9	10	11	12	13	14	15
Group Code	Group Name	NAIC Company Code	Federal ID Number	Federal RSSD	CIK	Name of Securities Exchange if Publicly Traded (U.S. or International)	Names of Parent, Subsidiaries Or Affiliates	Domiciliary Location	Relationship to Reporting Entity	Directly Controlled by (Name of Entity/Person)	Type of Control (Ownership, Board, Management, Attorney-in-Fact, Influence, Other)	If Control is Ownership Provide Percentage	Ultimate Controlling Entity(ies)/Person(s)	*
		..00000					Zurich Financial Services (UKISA) Group Services Limited	..GB	..OTH	Zurich Financial Services (UKISA) Limited	Ownership	..100.000	Zurich Financial Services AG15
		..00000					Zurich Financial Services (UKISA) Limited	..GB	..OTH	Allied Zurich Holdings Limited	Ownership	..90.316	Zurich Financial Services AG15
		..00000					Zurich Financial Services (UKISA) Limited	..GB	..OTH	Zurich Insurance plc	Ownership	..9.684	Zurich Financial Services AG15
		..00000					Zurich Financial Services (UKISA) Nominees Limited	..GB	..OTH	Zurich Financial Services (UKISA) Limited	Ownership	..100.000	Zurich Financial Services AG15
		..00000				SIX Swiss Exchange	Zurich Financial Services AG	..CH	..OTH	Board of Directors	Board		Shareholders13
		..00000	AA-1930995				Zurich Financial Services Australia Limited	..AU	..OTH	Zurich Versicherungs-Gesellschaft AG	Ownership	..100.000	Zurich Financial Services AG15
		..00000					Zurich Financial Services EUB Holdings Limited	..IE	..OTH	ZCM Holdings (Bermuda) Limited	Ownership	..0.083	Zurich Financial Services AG15
		..00000					Zurich Financial Services EUB Holdings Limited	..IE	..OTH	Zurich Financial Services AG	Ownership	..99.917	Zurich Financial Services AG15
		..00000					Zurich Financial Services UK Pension Trustee Limited	..GB	..OTH	Zurich Financial Services (UKISA) Limited	Ownership	..99.000	Zurich Financial Services AG15
		..00000					Zurich Finanz-Gesellschaft AG	..CH	..OTH	Zurich Versicherungs-Gesellschaft AG	Ownership	..100.000	Zurich Financial Services AG15
		..00000					Zurich Global Corporate UK Limited	..GB	..OTH	Zurich Specialties London Limited	Ownership	..100.000	Zurich Financial Services AG15
		..00000					Zurich Global Energy Limited	..BM	..OTH	Zurich Versicherungs-Gesellschaft AG	Ownership	..100.000	Zurich Financial Services AG15
		..00000					Zurich Global Funding	..IE	..OTH	Zurich Finanz-Gesellschaft AG	Ownership	..0.100	Zurich Financial Services AG15
		..00000					Zurich Global Funding	..IE	..OTH	Zurich Versicherungs-Gesellschaft AG	Ownership	..99.900	Zurich Financial Services AG15
		..00000	04-3729755				Zurich Global Investment Management Inc.	..US	..OTH	Zurich Holding Company of America, Inc.	Ownership	..100.000	Zurich Financial Services AG15
		..00000	AA-3190947				Zurich Global, Ltd.	..BM	..OTH	Zurich Holding Company of America, Inc.	Ownership	..100.000	Zurich Financial Services AG15
		..00000					Zurich Group Funding Luxembourg S.A.	..LU	..OTH	Zurich Lebensversicherungs-Gesellschaft AG	Ownership	..0.020	Zurich Financial Services AG15
		..00000					Zurich Group Funding Luxembourg S.A.	..LU	..OTH	Zurich Versicherungs-Gesellschaft AG	Ownership	..99.980	Zurich Financial Services AG15
		..00000					Zurich GSG Limited	..GB	..OTH	Zurich GSH Limited	Ownership	..100.000	Zurich Financial Services AG15
		..00000					Zurich GSH Limited	..GB	..OTH	Zurich Holdings (UK) Limited	Ownership	..100.000	Zurich Financial Services AG15
		..00000	36-3096373				Zurich Holding Company of America, Inc.	..US	..OTH	Crown Management Services Limited	Ownership	..0.129	Zurich Financial Services AG15
		..00000	36-3096373				Zurich Holding Company of America, Inc.	..US	..OTH	Zurich Versicherungs-Gesellschaft AG	Ownership	..99.871	Zurich Financial Services AG15
		..00000					Zurich Holding Ireland Limited	..IE	..OTH	Zurich Versicherungs-Gesellschaft AG	Ownership	..100.000	Zurich Financial Services AG15
		..00000					Zurich Holdings (UK) Limited	..GB	..OTH	Zurich Versicherungs-Gesellschaft AG	Ownership	..100.000	Zurich Financial Services AG15
		..00000					Zurich Immobilien Liegenschaftsverwaltungs-GesmbH	..AT	..OTH	Zurich Versicherungs-Gesellschaft AG	Ownership	..100.000	Zurich Financial Services AG15
		..00000					Zurich IMRE AG	..CH	..OTH	Zurich Versicherungs-Gesellschaft AG	Ownership	..100.000	Zurich Financial Services AG15
		..00000					Zurich Independent Wealth Management Limited	..GB	..OTH	Allied Dunbar Assurance plc	Ownership	..100.000	Zurich Financial Services AG15
		..00000	AA-5280035				Zurich Insurance (Taiwan) Ltd.	..TW	..OTH	Zurich Asia Holdings Ltd.	Ownership	..51.101	Zurich Financial Services AG15

SCHEDULE Y
PART 1A - DETAIL OF INSURANCE HOLDING COMPANY SYSTEM

1	2	3	4	5	6	7	8	9	10	11	12	13	14	15
Group Code	Group Name	NAIC Company Code	Federal ID Number	Federal RSSD	CIK	Name of Securities Exchange if Publicly Traded (U.S. or International)	Names of Parent, Subsidiaries Or Affiliates	Domiciliary Location	Relationship to Reporting Entity	Directly Controlled by (Name of Entity/Person)	Type of Control (Ownership, Board, Management, Attorney-in-Fact, Influence, Other)	If Control is Ownership Provide Percentage	Ultimate Controlling Entity(ies)/Person(s)	*
		..00000	AA-5280035				Zurich Insurance (Taiwan) Ltd.TW	..OTH	Zurich Versicherungs-Gesellschaft AG	Ownership.....	..48.625	Zurich Financial Services AG15
		..00000					Zurich Insurance Brokers (Beijing) Company LimitedCA	..OTH	Zurich Insurance Holdings (Hong Kong) Limited	Ownership.....	..24.510	Zurich Financial Services AG15
		..00000					Zurich Insurance Company (U.K.) LimitedGB	..OTH	Zurich Versicherungs-Gesellschaft AG	Ownership.....	..100.000	Zurich Financial Services AG15
		..00000					Zurich Insurance Company Botswana LtdBW	..OTH	Zurich Insurance Company South Africa Limited	Ownership.....	..100.000	Zurich Financial Services AG15
		..00000					Zurich Insurance Company Escritorio de Representacao no BrasBR	..OTH	Zurich Versicherungs-Gesellschaft AG	Ownership.....	..100.000	Zurich Financial Services AG15
		..00000	AA-1460190				Zurich Insurance Company Ltd.RU	..OTH	Zurich Interholding Limited	Ownership.....	..100.000	Zurich Financial Services AG15
		..00000					Zurich Insurance Company Ltd., Beijing Representative OfficeCA	..OTH	Zurich Versicherungs-Gesellschaft AG	Ownership.....	..100.000	Zurich Financial Services AG15
		..00000					Zurich Insurance Company Ltd., Shanghai Representative OfficCA	..OTH	Zurich Versicherungs-Gesellschaft AG	Ownership.....	..100.000	Zurich Financial Services AG15
		..00000					Zurich Insurance Company Representative Office - MoscowRU	..OTH	Zurich Insurance Company Ltd.	Ownership.....	..100.000	Zurich Financial Services AG15
		..00000					Zurich Insurance Company South Africa LimitedZA	..OTH	SA Fire House Limited	Ownership.....	..58.950	Zurich Financial Services AG15
		..00000					Zurich Insurance Holding (Cyprus) LtdCY	..OTH	Zurich Versicherungs-Gesellschaft AG	Ownership.....	..100.000	Zurich Financial Services AG15
		..00000					Zurich Insurance Holdings (Hong Kong) LimitedHK	..OTH	Zurich Versicherungs-Gesellschaft AG	Ownership.....	..100.000	Zurich Financial Services AG15
		..00000					Zurich Insurance Middle East S.A.L.LB	..OTH	Zurich Versicherungs-Gesellschaft AG	Ownership.....	..99.541	Zurich Financial Services AG15
		..00000	AA-1780059				Zurich Insurance plcIE	..OTH	Zurich Beteiligungs-Aktiengesellschaft (Deutschland) ...	Ownership.....	..25.074	Zurich Financial Services AG10
		..00000	AA-1780059				Zurich Insurance plcIE	..OTH	Zurich Holding Ireland Limited	Ownership.....	..70.405	Zurich Financial Services AG10
		..00000	AA-1780059				Zurich Insurance plcIE	..OTH	Zurich Insurance Company Ltd - Rappresentanza Generale per l	Ownership.....	..4.521	Zurich Financial Services AG10
		..00000					Zurich Insurance Services (Middle East) ECBH	..OTH	Zurich Versicherungs-Gesellschaft AG	Ownership.....	..100.000	Zurich Financial Services AG15
		..00000					Zurich Interholding LimitedRU	..OTH	Zurich Insurance Holding (Cyprus) Ltd	Ownership.....	..99.900	Zurich Financial Services AG15
		..00000					Zurich Interholding LimitedRU	..OTH	Zurich Versicherungs-Aktiengesellschaft	Ownership.....	..0.100	Zurich Financial Services AG15
		..00000					Zurich Intermediary Group LimitedGB	..OTH	Zurich Financial Services (UKISA) Limited	Ownership.....	..100.000	Zurich Financial Services AG15
		..00000					Zurich Intermediary Group LimitedGB	..OTH	Zurich Financial Services (UKISA) Nominees Limited	Ownership.....	..0.000	Zurich Financial Services AG15
		..00000					Zurich Internacional de Venezuela, C.A. de Corretaje de ReasVE	..OTH	Zurich Versicherungs-Gesellschaft AG	Ownership.....	..100.000	Zurich Financial Services AG15
		..00000	AA-3190185				Zurich International (Bermuda) Ltd.BM	..OTH	Zurich Insurance Company Ltd, Bermuda Branch	Ownership.....	..29.268	Zurich Financial Services AG15
		..00000	AA-3190185				Zurich International (Bermuda) Ltd.BM	..OTH	Zurich Versicherungs-Gesellschaft AG	Ownership.....	..70.732	Zurich Financial Services AG15
		..00000					Zurich International (UK) LimitedGB	..OTH	Zurich Specialties London Limited ..	Ownership.....	..100.000	Zurich Financial Services AG15
		..00000					Zurich International Life LimitedIM	..OTH	Zurich Versicherungs-Gesellschaft AG	Ownership.....	..100.000	Zurich Financial Services AG15
		..00000					Zurich International Services (Luxembourg) S.A.LU	..OTH	Zurich Eurolife S.A.	Ownership.....	..0.040	Zurich Financial Services AG15

SCHEDULE Y
PART 1A - DETAIL OF INSURANCE HOLDING COMPANY SYSTEM

1	2	3	4	5	6	7	8	9	10	11	12	13	14	15
Group Code	Group Name	NAIC Company Code	Federal ID Number	Federal RSSD	CIK	Name of Securities Exchange if Publicly Traded (U.S. or International)	Names of Parent, Subsidiaries Or Affiliates	Domi-ciliary Location	Relationship to Reporting Entity	Directly Controlled by (Name of Entity/Person)	Type of Control (Ownership, Board, Management, Attorney-in-Fact, Influence, Other)	If Control is Owner-ship Provide Percen-tage	Ultimate Controlling Entity(ies)/Person(s)	*
		..00000					Zurich International Services (Luxembourg) S.A.	..LU	..OTH	Zurich Versicherungs-Gesellschaft AG	Ownership.....	..99.960	Zurich Financial Services AG15
		..00000					Zurich International Solutions Limited	..GB	..OTH	Zurich Assurance Ltd	Ownership.....	..100.000	Zurich Financial Services AG15
		..00000					Zurich Invest AG	..CH	..OTH	Zurich Versicherungs-Gesellschaft AG	Ownership.....	..100.000	Zurich Financial Services AG15
		..00000					Zurich Investment Management AG	..CH	..OTH	Prematic Service Corporation (Nevada)	Ownership.....	..80.000	Zurich Financial Services AG15
		..00000					Zurich Investment Management AG	..CH	..OTH	Zurich Versicherungs-Gesellschaft AG	Ownership.....	..20.000	Zurich Financial Services AG15
		..00000					Zurich Investment Management Limited	..AU	..OTH	Zurich Australia Limited	Ownership.....	..100.000	Zurich Financial Services AG15
		..00000					Zurich Investment Services Limited	..BM	..OTH	CMSH Limited	Ownership.....	..100.000	Zurich Financial Services AG15
		..00000					Zurich Investments Chile S.A.	..CL	..OTH	Chilena Consolidada Seguros de Vida S.A.	Ownership.....	..0.001	Zurich Financial Services AG15
		..00000					Zurich Investments Chile S.A.	..CL	..OTH	Inversiones Suizo Chilena S.A.	Ownership.....	..99.999	Zurich Financial Services AG15
		..00000					Zurich Investments Life S.p.A.	..IT	..OTH	Zurich Insurance Company Ltd - Rappresentanza Generale per l	Ownership.....	..100.000	Zurich Financial Services AG15
		..00000					Zurich Kunden Center GmbH	..DE	..OTH	Zurich Beteiligungs-Aktiengesellschaft (Deutschland)	Ownership.....	..100.000	Zurich Financial Services AG15
		..00000	26-0530367				Zurich Latin America Corporation	..US	..OTH	The Zurich Services Corporation	Ownership.....	..100.000	Zurich Financial Services AG15
		..00000					Zurich Latin America Holding S.L. - Sociedad Unipersonal	..ES	..OTH	Zurich Lebensversicherungs-Gesellschaft AG	Ownership.....	..100.000	Zurich Financial Services AG15
		..00000					Zurich Latin American Services S.A.	..AR	..OTH	Inversiones Suizo-Argentina S.A.	Ownership.....	..6.320	Zurich Financial Services AG15
		..00000					Zurich Latin American Services S.A.	..AR	..OTH	Zurich Versicherungs-Gesellschaft AG	Ownership.....	..93.680	Zurich Financial Services AG15
		..00000					Zurich Lebensversicherungs-Gesellschaft AG	..CH	..OTH	Zurich Versicherungs-Gesellschaft AG	Ownership.....	..100.000	Zurich Financial Services AG15
		..00000					Zurich Legal Expenses Underwriting Managers SA (Pty) Ltd	..ZA	..OTH	Zurich Insurance Company South Africa Limited	Ownership.....	..100.000	Zurich Financial Services AG15
		..00000					Zurich Leisure Services Limited	..GB	..OTH	Allied Dunbar Assurance plc	Ownership.....	..100.000	Zurich Financial Services AG15
		..00000					Zurich Life and Pensions S.p.A.	..IT	..OTH	Zurich Investments Life S.p.A.	Ownership.....	..100.000	Zurich Financial Services AG15
		..00000					Zurich Life Assurance plc	..IE	..OTH	Zurich Holding Ireland Limited	Ownership.....	..100.000	Zurich Financial Services AG15
		..00000					Zurich Life Insurance (Singapore) Pte Ltd	..SG	..OTH	Zurich Versicherungs-Gesellschaft AG	Ownership.....	..100.000	Zurich Financial Services AG15
		..00000					Zurich Life Insurance Italia S.p.A.	..IT	..OTH	Zurich Investments Life S.p.A.	Ownership.....	..100.000	Zurich Financial Services AG15
		..00000					Zurich Life SA Ltd	..ZA	..OTH	Zurich Insurance Company South Africa Limited	Ownership.....	..100.000	Zurich Financial Services AG15
		..00000					Zurich Management Services Limited	..GB	..OTH	Zurich Holdings (UK) Limited	Ownership.....	..100.000	Zurich Financial Services AG15
		..00000					Zurich Minas Brasil Seguros S.A.	..BR	..OTH	Zurich Versicherungs-Gesellschaft AG	Ownership.....	..100.000	Zurich Financial Services AG15
		..00000					Zurich Pension Trustees Ireland Limited	..IE	..OTH	Zurich Insurance plc	Ownership.....	..50.000	Zurich Financial Services AG15
		..00000					Zurich Pension Trustees Ireland Limited	..IE	..OTH	Zurich Trustee Services Limited	Ownership.....	..50.000	Zurich Financial Services AG15
		..00000					Zurich Pension Trustees Limited	..GB	..OTH	Zurich Assurance Ltd	Ownership.....	..100.000	Zurich Financial Services AG15
		..00000					Zurich Pension Trustees No 2 Company Limited	..GB	..OTH	Zurich Assurance Ltd	Ownership.....	..100.000	Zurich Financial Services AG15
		..00000					Zurich Pensions Management Limited	..GB	..OTH	Allied Dunbar Assurance plc	Ownership.....	..100.000	Zurich Financial Services AG15
		..00000					Zurich Pensionskassen-Beratung AG	..CH	..OTH	Zurich Lebensversicherungs-Gesellschaft AG	Ownership.....	..100.000	Zurich Financial Services AG15

SCHEDULE Y
PART 1A - DETAIL OF INSURANCE HOLDING COMPANY SYSTEM

1	2	3	4	5	6	7	8	9	10	11	12	13	14	15
Group Code	Group Name	NAIC Company Code	Federal ID Number	Federal RSSD	CIK	Name of Securities Exchange if Publicly Traded (U.S. or International)	Names of Parent, Subsidiaries Or Affiliates	Domiciliary Location	Relationship to Reporting Entity	Directly Controlled by (Name of Entity/Person)	Type of Control (Ownership, Board, Management, Attorney-in-Fact, Influence, Other)	If Control is Ownership Provide Percentage	Ultimate Controlling Entity(ies)/Person(s)	*
		.00000					Zurich Professional LimitedGB	OTH	Zurich Holdings (UK) Limited	Ownership.....	.49.000	Zurich Financial Services AG15
		.00000					Zurich Professional LimitedGB	OTH	Zurich Specialties London Limited ..	Ownership.....	.51.000	Zurich Financial Services AG15
		.00000					Zurich Properties (Pty) LimitedBW	OTH	Zurich Insurance Company Botswana Ltd	Ownership.....	.100.000	Zurich Financial Services AG15
		.00000					Zurich Properties Pty LimitedAU	OTH	Zurich Australia Limited	Ownership.....	.40.001	Zurich Financial Services AG15
		.00000					Zurich Properties Pty LimitedAU	OTH	Zurich Australian Insurance Limited ..	Ownership.....	.59.999	Zurich Financial Services AG15
		.00000	30-0165071				Zurich Realty, Inc.US	OTH	The Zurich Services Corporation	Ownership.....	.100.000	Zurich Financial Services AG15
		.00000					Zurich Rechtsschutz-Schadenservice GmbHDE	OTH	Zurich Beteiligungs- Aktiengesellschaft (Deutschland) ..	Ownership.....	.100.000	Zurich Financial Services AG15
		.00000					Zurich Reliable Insurance LimitedRU	OTH	Zurich Insurance Company Ltd.	Ownership.....	.99.900	Zurich Financial Services AG15
		.00000					Zurich Reliable Insurance LimitedRU	OTH	Zurich Interholding Limited	Ownership.....	.0.100	Zurich Financial Services AG15
		.00000								Zurich Insurance Company South Africa Limited	Ownership.....	.99.990	Zurich Financial Services AG15
		.00000					Zurich Risk Financing SA LimitedZA	OTH					
		.00000					Zurich Risk Management Services (India) Private LimitedIN	OTH	Zurich Asia Holdings Ltd.	Ownership.....	.1.000	Zurich Financial Services AG15
		.00000					Zurich Risk Management Services (India) Private LimitedIN	OTH	Zurich Versicherungs-Gesellschaft AG	Ownership.....	.99.000	Zurich Financial Services AG15
		.00000					Zurich Risk Services Asia Pacific Sdn BhdMY	OTH	Zurich Management Services Limited ..	Ownership.....	.100.000	Zurich Financial Services AG15
		.00000					Zurich R ckversicherungs-Gesellschaft AGCH	OTH	Zurich Versicherungs-Gesellschaft AG	Ownership.....	.100.000	Zurich Financial Services AG15
		.00000					Zurich Santander Seguros Mexico, S.A.MX	OTH	Inversiones ZS America SpA	Ownership.....	.0.001	Zurich Financial Services AG15
		.00000					Zurich Santander Seguros Mexico, S.A.MX	OTH	ZS Insurance America, S.L.	Ownership.....	.99.999	Zurich Financial Services AG15
		.00000	AA-2990865				Zurich Seguros, S.A.VE	OTH	Cursud N.V.	Ownership.....	.69.208	Zurich Financial Services AG15
		.00000					Zurich Service GmbHDE	OTH	Zurich Beteiligungs- Aktiengesellschaft (Deutschland) ..	Ownership.....	.100.000	Zurich Financial Services AG15
		.00000					Zurich Service GmbHDE	OTH	Zurich Versicherungs- Aktiengesellschaft	Ownership.....	.100.000	Zurich Financial Services AG15
		.00000					Zurich Services (Hong Kong) Limited ..	.HK	OTH	Swiss Insurance Management (Hong Kong) Limited	Ownership.....	.0.003	Zurich Financial Services AG15
		.00000					Zurich Services (Hong Kong) Limited ..	.HK	OTH	Zurich Insurance Holdings (Hong Kong) Limited	Ownership.....	.99.997	Zurich Financial Services AG15
		.00000					Zurich Services A.I.E.ES	OTH	AIDE Asistencia Seguros y Reaseguros, S.A. – Sociedad Uniper ..	Ownership.....	.0.000	Zurich Financial Services AG15
		.00000					Zurich Services A.I.E.ES	OTH	Bansabadell Pensiones, E.G.F.P., S.A.	Ownership.....	.0.000	Zurich Financial Services AG15
		.00000					Zurich Services A.I.E.ES	OTH	Bansabadell Seguros Generales, S.A. de Seguros y Reaseguros	Ownership.....	.0.000	Zurich Financial Services AG15
		.00000					Zurich Services A.I.E.ES	OTH	Bansabadell Vida S.A. de Seguros y Reaseguros	Ownership.....	.0.000	Zurich Financial Services AG15
		.00000					Zurich Services A.I.E.ES	OTH	CaixaSabadell Companyia d'Assegurances Generals, S.A.	Ownership.....	.0.000	Zurich Financial Services AG15
		.00000					Zurich Services A.I.E.ES	OTH	CAN Seguros Generales SA	Ownership.....	.0.000	Zurich Financial Services AG15
		.00000					Zurich Services A.I.E.ES	OTH	Zurich Insurance plc, Sucursal en Espana	Ownership.....	.97.184	Zurich Financial Services AG15
		.00000					Zurich Services A.I.E.ES	OTH	Zurich Vida, Compania de Seguros y Reaseguros, S.A. – Socied	Ownership.....	.2.816	Zurich Financial Services AG15
		.00000					Zurich Services Canada Inc.CN	OTH	Zurich Canadian Holdings Limited	Ownership.....	.100.000	Zurich Financial Services AG15

SCHEDULE Y
PART 1A - DETAIL OF INSURANCE HOLDING COMPANY SYSTEM

1	2	3	4	5	6	7	8	9	10	11	12	13	14	15
Group Code	Group Name	NAIC Company Code	Federal ID Number	Federal RSSD	CIK	Name of Securities Exchange if Publicly Traded (U.S. or International)	Names of Parent, Subsidiaries Or Affiliates	Domiciliary Location	Relationship to Reporting Entity	Directly Controlled by (Name of Entity/Person)	Type of Control (Ownership, Board, Management, Attorney-in-Fact, Influence, Other)	If Control is Ownership Provide Percentage	Ultimate Controlling Entity(ies)/Person(s)	*
		00000					ZURICH SERVIZI ITALIA S.p.A.	IT	OTH	Zurich Investments Life S.p.A.	Ownership	100.000	Zurich Financial Services AG	15
		00000					Zurich Shared Services Ireland Limited	IE	OTH	Zurich Holding Ireland Limited	Ownership	100.000	Zurich Financial Services AG	15
		00000					Zurich Shared Services S.A.	CL	OTH	Inversiones Suizo Chilena S.A.	Ownership	99.987	Zurich Financial Services AG	15
		00000					Zurich Shared Services S.A.	CL	OTH	Zurich Investments Chile S.A.	Ownership	0.013	Zurich Financial Services AG	15
		00000					Zurich Sigorta A.S.	TR	OTH	Zurich Versicherungs-Gesellschaft AG	Ownership	100.000	Zurich Financial Services AG	15
		00000					Zurich South America Invest AB	SE	OTH	Zurich Versicherungs-Gesellschaft AG	Ownership	100.000	Zurich Financial Services AG	15
		00000	AA-1120001				Zurich Specialties London Limited	GB	OTH	Zurich Holdings (UK) Limited	Ownership	100.000	Zurich Financial Services AG	15
		00000					Zurich Structured Finance, Inc.	US	OTH	Centre Financial Services Holdings Limited	Ownership	100.000	Zurich Financial Services AG	15
		00000					Zurich Technical and Consulting Services (Beijing) Co. Ltd.	CA	OTH	Zurich Insurance Holdings (Hong Kong) Limited	Ownership	100.000	Zurich Financial Services AG	15
		00000					Zurich Training and Development Services Limited	GB	OTH	Allied Dunbar Assurance plc	Ownership	100.000	Zurich Financial Services AG	15
		00000					Zurich Transitional Services Limited	GB	OTH	Zurich Holdings (UK) Limited	Ownership	100.000	Zurich Financial Services AG	15
		00000					Zurich Treasury Services Limited	IE	OTH	Zurich Financial Services EUB Holdings Limited	Ownership	100.000	Zurich Financial Services AG	15
		00000					Zurich Trust Limited	JE	OTH	Zurich Financial Services (Isle of Man) Holdings Limited	Ownership	100.000	Zurich Financial Services AG	15
		00000					Zurich Trustee Company (UK) Limited	GB	OTH	Allied Dunbar Assurance plc	Ownership	100.000	Zurich Financial Services AG	15
		00000					Zurich Trustee Services Limited	IE	OTH	Zurich Life Assurance plc	Ownership	100.000	Zurich Financial Services AG	15
		00000					Zurich UK General Employee Services Limited	GB	OTH	Zurich UK General Services Limited	Ownership	100.000	Zurich Financial Services AG	15
		00000					Zurich UK General Services Limited	GB	OTH	Zurich Holdings (UK) Limited	Ownership	100.000	Zurich Financial Services AG	15
		00000					Zurich Vermögensverwaltungs GmbH	DE	OTH	Zurich Beteiligungs-Aktiengesellschaft (Deutschland)	Ownership	99.000	Zurich Financial Services AG	15
		00000	AA-1220080				Zurich Versicherungs-Aktiengesellschaft	AT	OTH	Zurich Versicherungs-Gesellschaft AG	Ownership	99.981	Zurich Financial Services AG	11
		00000	AA-1460190				Zurich Versicherungs-Gesellschaft AG	CH	OTH	Zurich Financial Services AG	Ownership	100.000	Zurich Financial Services AG	9
		00000	AA-1340017				Zurich Vertriebs GmbH	DE	OTH	Zurich Beteiligungs-Aktiengesellschaft (Deutschland)	Ownership	100.000	Zurich Financial Services AG	15
		00000					Zurich Vida e Previdência S.A.	BR	OTH	Zurich Minas Brasil Seguros S.A.	Ownership	100.000	Zurich Financial Services AG	15
		00000	AA-1840022				Zurich Vida, Compan a de Seguros y Reaseguros, S.A. – Socied	ES	OTH	Zurich Lebensversicherungs-Gesellschaft AG	Ownership	100.000	Zurich Financial Services AG	15
		00000					Zurich Vida, Compan a de Seguros, S.A.		OTH	Zurich Versicherungs-Gesellschaft AG	Ownership	100.000	Zurich Financial Services AG	15
		00000	36-4453190				Zurich Warranty Solutions, Inc.	US	OTH	American Zurich Insurance Company	Ownership	100.000	Zurich Financial Services AG	15
		00000					Zurich Whiteley Investment Trust Limited	GB	OTH	Zurich Insurance plc	Ownership	100.000	Zurich Financial Services AG	15
		00000					Zurich Whiteley Trust Limited	GB	OTH	Zurich Whiteley Investment Trust Limited	Ownership	100.000	Zurich Financial Services AG	15
		00000					Zurich, Compan a de Seguros, S.A.	MX	OTH	Zurich Versicherungs-Gesellschaft AG	Ownership	99.883	Zurich Financial Services AG	15
		00000					Zuritel S.p.A.	IT	OTH	Zurich Insurance Company Ltd – Rappresentanza Generale per l	Ownership	99.993	Zurich Financial Services AG	15

SCHEDULE Y
PART 1A - DETAIL OF INSURANCE HOLDING COMPANY SYSTEM

1	2	3	4	5	6	7	8	9	10	11	12	13	14	15
Group Code	Group Name	NAIC Company Code	Federal ID Number	Federal RSSD	CIK	Name of Securities Exchange if Publicly Traded (U.S. or International)	Names of Parent, Subsidiaries Or Affiliates	Domi-ciliary Location	Relationship to Reporting Entity	Directly Controlled by (Name of Entity/Person)	Type of Control (Ownership, Board, Management, Attorney-in-Fact, Influence, Other)	If Control is Owner-ship Provide Percen-tage	Ultimate Controlling Entity(ies)/Person(s)	*
	00000					Zuritel S.p.A.ITOTH.....	Zurich Versicherungs-Gesellschaft AG	Ownership.....	...0.007	Zurich Financial Services AG15

Asterisk	Explanation
.....	Note 1: Effective January 1, 2012, American Federation Insurance Company changed its name to Farmers Specialty Insurance Company.
.....	Note 2: Farmers Insurance Exchange is a California interinsurance exchange owned by its policyholders. Its attorney-in-fact is Farmers Group, Inc, dba Farmers Underwriters Association, which is a subsidiary of Zurich Financial Services AG
.....	Note 3: Farmers Services, LLC provides services to Farmers Group, Inc, pursuant to a service agreement among its parent, ZFUS Services, LLC, and Farmers Group, Inc, Truck Underwriters Association and Fire Underwriters Association..
.....	Note 4: Farmers Group Inc, as attorney-in-fact for Farmers Insurance Exchange, provides management services to Farmers Texas County Mutual Insurance Company.
.....	Note 5: Fire Insurance Exchange is a California interinsurance exchange owned by its policyholders. Its attorney-in-fact is Fire Underwriters Association, which is a subsidiary of Zurich Financial Services AG
.....	Note 6: Foremost County Mutual Insurance Company is a Texas County mutual insurance company managed by Foremost Insurance Company Grand Rapids, Michigan.
.....	Note 7: Foremost Lloyds of Texas underwriters are officers and/or directors of Foremost Insurance Company Grand Rapids, Michigan.
.....	Note 8: Truck Insurance Exchange is a California interinsurance exchange owned by its policyholders. Its attorney-in-fact is Truck Underwriters Association, which is a subsidiary of Zurich Financial Services AG
.....	Note 9: Zurich Versicherungs-Gesellschaft AG also known as Zurich Insurance Company, Ltd operates branches in the following countries: Bermuda (AA-3190825), Canada (AA-1560999), Hong Kong (AA-5324112), Singapore (AA-5760036), Japan (AA-1584115). It also operates a management entity Alpina International (AA-1460010) in Switzerland
.....	Note 10: Zurich Insurance Plc operates branches in the following countries: Spain (AA-1840150) and United Kingdom (AA-1780059)
.....	Note 11: Zurich Versicherungs-Aktiengesellschaft operates a branch in Germany (AA-1340017)
.....	Note 12: Effective January 17, 2012, Western Star Underwriters, Inc. changed its name to Western Star Insurance Services, Inc.
.....	Note 13: Zurich Financial Services AG also known as Zurich Financial Services Ltd.
.....	Note 14: An affiliate entity is the attorney-in-fact of Farmers Insurance Exchange, Fire Insurance Exchange and Truck Insurance Exchange. The reporting entity's relationship to the Exchanges, their subsidiaries, and the affiliates that they manage are classified as OTHER.
.....	Note 15: This company is a subsidiary of Zurich Financial Services, Ltd, and is an affiliate of Farmers Group, Inc.

SCHEDULE Y

PART 2 - SUMMARY OF INSURER'S TRANSACTIONS WITH ANY AFFILIATES

1	2	3	4	5	6	7	8	9	10	11	12	13
NAIC Company Code	Federal ID Number	Names of Insurers and Parent, Subsidiaries or Affiliates	Shareholder Dividends	Capital Contributions	Purchases, Sales or Exchanges of Loans, Securities, Real Estate, Mortgage Loans or Other Investments	Income/ (Disbursements) Incurred in Connection with Guarantees or Undertakings for the Benefit of any Affiliate(s)	Management Agreements and Service Contracts	Income/ (Disbursements) Incurred Under Reinsurance Agreements	*	Any Other Material Activity Not in the Ordinary Course of the Insurer's Business	Totals	Reinsurance Recoverable/ (Payable) on Losses and/or Reserve Credit Taken/(Liability)
	95-4723863	20th Century Insurance Services, Inc.					34,999				34,999	
25232	22-3398993	21st Century Advantage Insurance Company					(42,000)				(42,000)	57,209,674
44245	13-3551577	21st Century Assurance Company					301,999				301,999	106,952,813
10184	22-3337475	21st Century Auto Insurance Company of New Jersey					(62,001)				(62,001)	(4,435,650)
36404	95-4136306	21st Century Casualty Company					(78,000)				(78,000)	14,700,074
34789	23-2044095	21st Century Centennial Insurance Company					5,928,000				5,928,000	417,467,749
43974	13-1967524	21st Century Indemnity Insurance Company					4,750,000				4,750,000	62,437,053
	51-0283170	21st Century Insurance and Financial Services, Inc.					3,258,999				3,258,999	
12963	95-2565072	21st Century Insurance Company					(8,478,001)				(8,478,001)	413,401,702
10245	86-0812982	21st Century Insurance Company of the Southwest			1,500,000						1,500,000	2,935,258
	95-1935264	21st Century Insurance Group		(1,500,000)			2,130,000				630,000	
36587	13-3801089	21st Century National Insurance Company					(159,001)				(159,001)	29,131,528
32220	13-3333609	21st Century North American Insurance Company					1,284,000	(330,612,173)			(329,328,173)	189,875,087
23795	02-0226203	21st Century Pacific Insurance Company					(255,001)				(255,001)	14,334,073
10710	13-3922232	21st Century Pinnacle Insurance Company					(110,000)				(110,000)	47,936,771
22225	95-2743473	21st Century Preferred Insurance Company					(80,000)				(80,000)	20,373,537
20796	22-1721971	21st Century Premier Insurance Company					4,787,000	(4,071,442)			715,558	33,774,418
23833	02-0227294	21st Century Security Insurance Company					(266,999)				(266,999)	(4,455,338)
43761	95-4232263	21st Century Superior Insurance Company					(12,001)				(12,001)	18,006,944
	99-0215429	50th State Risk Management Services, Inc.					(15,000)				(15,000)	
	AA-1460010	Alpina International										7,230,252
43699	59-2326047	American Federation Insurance Company					(757,244)	749,696			(7,548)	3,396,671
26247	36-6071400	American Guarantee and Liability Insurance Company							*			160,188,683
10805	13-3953213	American Pacific Insurance Company, Inc.					(77,999)				(77,999)	9,729,127
40142	36-3141762	American Zurich Insurance Company	(7,800,000)						*		(7,800,000)	37,292,080
	59-2029544	Apex Adjustment Bureau, Inc.					2,000				2,000	
19305	13-6081895	Assurance Company of America	(1,900,000)						*		(1,900,000)	228,136,015
	65-0221990	Bayview Adjustment Bureau, Inc.					5,000				5,000	
11034	34-1893500	Bristol West Casualty Insurance Company					(3,797,768)	(2,995,512)			(6,793,280)	26,075,782
	13-3994449	Bristol West Holdings, Inc.					(22,000)				(22,000)	
19658	38-1865162	Bristol West Insurance Company					(27,355,400)	(51,431,395)			(78,786,795)	203,702,592
	65-0880876	Bristol West Insurance Services of California, Inc.					814,000				814,000	
	65-0616769	Bristol West Insurance Services, Inc. of Florida					149,000				149,000	
12774	86-1174452	Bristol West Preferred Insurance Company					(6,000,367)	3,883,506			(2,116,861)	73,237,001
	65-0919338	BWIS of Nevada, Inc.					3,000				3,000	
34649	13-2653231	Centre Insurance Company		(35,000,000)							(35,000,000)	37,624,391
80896	04-1589940	Centre Life Insurance Company										1,861,634,080

SCHEDULE Y

PART 2 - SUMMARY OF INSURER'S TRANSACTIONS WITH ANY AFFILIATES

1	2	3	4	5	6	7	8	9	10	11	12	13
NAIC Company Code	Federal ID Number	Names of Insurers and Parent, Subsidiaries or Affiliates	Shareholder Dividends	Capital Contributions	Purchases, Sales or Exchanges of Loans, Securities, Real Estate, Mortgage Loans or Other Investments	Income/ (Disbursements) Incurred in Connection with Guarantees or Undertakings for the Benefit of any Affiliate(s)	Management Agreements and Service Contracts	Income/ (Disbursements) Incurred Under Reinsurance Agreements	*	Any Other Material Activity Not in the Ordinary Course of the Insurer's Business	Totals	Reinsurance Recoverable/ (Payable) on Losses and/or Reserve Credit Taken/(Liability)
	AA-3190673	Centre Reinsurance (U.S.) Limited										(193,954,457)
	AA-3190822	Centre Solutions (U.S.) Limited		35,000,000							35,000,000	(57,022,391)
	AA-2280100	Chilena Consolidada Seguros Generales S.A										6,777,957
10315	95-4528269	Civic Property & Casualty Co.					(24,262,444)		*		(24,262,444)	(125,845,047)
	76-0543593	Coast National General Agency, Inc.					(1,544,000)				(1,544,000)	
	33-0246699	Coast National Holding Company					280				280	
25089	33-0246701	Coast National Insurance Company					(58,646,508)	(64,120,675)			(122,767,183)	469,337,157
34347	52-1096670	Colonial American Casualty and Surety Company	(1,000,000)						*		(1,000,000)	275,539
21326	47-6022701	Empire Fire and Marine Insurance Company	(5,300,000)						*		(5,300,000)	334,153
21334	73-6091717	Empire Indemnity Insurance Company		20,000,000					*		20,000,000	
10318	95-4528266	Exact Property & Casualty Co.					(24,394,445)		*		(24,394,445)	(136,077,005)
	95-0725935	Farmers Group, Inc.	273,700,000				2,324,338,555				2,598,038,555	
21598	95-2626387	Farmers Insurance Co. of Arizona										507,162,093
21601	95-2626385	Farmers Insurance Company of Idaho					(17,996,333)		*		(17,996,333)	(36,514,772)
21636	95-2655893	Farmers Insurance Company of Oregon		(87,500,000)			(166,483,110)		*		(253,983,110)	(765,677,606)
21644	95-2655894	Farmers Insurance Company of Washington					(48,718,889)		*		(48,718,889)	143,562,855
21628	48-0609012	Farmers Insurance Company, Inc.					(18,742,333)		*		(18,742,333)	637,250,285
21652	95-2575893	Farmers Insurance Exchange		468,205,500			(958,402,135)	783,974,197	*		293,777,562	(6,957,515,061)
28487	22-2640040	Farmers Insurance Hawaii, Inc.					(166,999)				(166,999)	54,358,645
36889	31-0956373	Farmers Insurance of Columbus Inc.					(24,394,445)		*		(24,394,445)	(31,922,461)
10806	36-4165395	Farmers New Century Insurance Company					(17,344,333)		*		(17,344,333)	(57,010,213)
63177	91-0335750	Farmers New World Life Insurance Company	(173,700,000)				(111,377,955)	(79,777,500)			(364,855,455)	122,211,668
10873	95-4650862	Farmers Reinsurance Company	(100,000,000)								(100,000,000)	(624,417,413)
24392	74-1067657	Farmers Texas County Mutual Insurance Company										911,049,694
39306	13-3046577	Fidelity and Deposit Company of Maryland	(5,600,000)						*		(5,600,000)	(87,513,212)
21660	95-6235715	Fire Insurance Exchange		(187,000,000)			(206,471,333)		*		(393,471,333)	28,489,159
	95-2670247	Fire Underwriters Association					223,704,906				223,704,906	
29254	38-1721730	Foremost County Mutual Insurance Company					(26,040,009)	(13,050,941)			(39,090,950)	114,874,511
	38-2505922	Foremost Express Insurance Agency, Inc.					25,000				25,000	
	73-0462770	Foremost Financial Services Corporation					(1,000)				(1,000)	
11185	38-1407533	Foremost Insurance Company Grand Rapids, Michigan					(244,504,473)	(265,679,220)			(510,183,693)	971,986,926
41688	75-1779175	Foremost Lloyds of Texas					(18,934,935)	13,816,713			(5,118,222)	104,520,048
11800	35-1604635	Foremost Property & Casualty Insurance Company					(22,120,634)	(3,718,381)			(25,839,015)	91,003,986
41513	38-2430150	Foremost Signature Insurance Company					(23,262,924)	1,219,894			(22,043,030)	103,731,172
	99-0083322	Hawaii Insurance Consultants, Ltd.					(673,000)				(673,000)	
21679	36-2661515	Illinois Farmers Insurance Company					(17,629,333)		*		(17,629,333)	433,855,655
	65-0881673	Insurance Data Systems, G.P.					346,000				346,000	
	38-2336672	Kraft Lake Insurance Agency					(136,000)				(136,000)	
12888	20-5623867	Leschi Life Assurance Company		100,000,000			(335,402)	70,799,459			170,464,057	(110,093,238)
19356	52-0403120	Maryland Casualty Company	4,800,000						*		4,800,000	476,429,039

SCHEDULE Y

PART 2 - SUMMARY OF INSURER’S TRANSACTIONS WITH ANY AFFILIATES

1	2	3	4	5	6	7	8	9	10	11	12	13
NAIC Company Code	Federal ID Number	Names of Insurers and Parent, Subsidiaries or Affiliates	Shareholder Dividends	Capital Contributions	Purchases, Sales or Exchanges of Loans, Securities, Real Estate, Mortgage Loans or Other Investments	Income/ (Disbursements) Incurred in Connection with Guarantees or Undertakings for the Benefit of any Affiliate(s)	Management Agreements and Service Contracts	Income/ (Disbursements) Incurred Under Reinsurance Agreements	*	Any Other Material Activity Not in the Ordinary Course of the Insurer's Business	Totals	Reinsurance Recoverable/ (Payable) on Losses and/or Reserve Credit Taken/(Liability)
21687	95-6016640	Mid Century Insurance Company		(205,500)			(402,071,110)		*		(402,276,610)	423,141,016
28673	74-2448744	Mid Century Insurance Company of Texas		1,500,000			(303,000)				1,197,000	26,421,582
10317	95-4528264	Neighborhood Spirit Property & Casualty Company					(24,358,445)		*		(24,358,445)	(123,470,954)
19372	13-5283360	Northern Insurance Company of New York	(2,900,000)						*		(2,900,000)	162,255,745
33120	65-0109120	Security National Insurance Company					(27,131,874)	(67,964,267)			(95,096,141)	176,641,813
26387	52-0981481	Steadfast Insurance Company	(22,100,000)						*		(22,100,000)	(460,477,319)
21695	94-1663548	Texas Farmers Insurance Company		1,500,000			(23,673,444)		*		(22,173,444)	186,751,769
21709	95-2575892	Truck Insurance Exchange		(196,500,000)			(203,487,444)		*		(399,987,444)	856,620,807
	95-2670330	Truck Underwriters Association					192,722,302				192,722,302	
41181	43-1249228	Universal Underwriters Insurance Company	18,083,289	19,116,711					*		37,200,000	(10,905,800)
70173	43-0824418	Universal Underwriters Life Insurance Company	(35,883,289)	(19,116,711)			(763,473)				(55,763,473)	399,242
16535	36-4233459	Zurich American Insurance Company	(676,700,000)	(670,000,000)					*	(86,747,500)	(1,433,447,500)	10,217,387,233
27855	36-2781080	Zurich American Insurance Company of Illinois	(3,700,000)						*		(3,700,000)	32,869,853
90557	36-3050975	Zurich American Life Insurance Company		(21,090,000)			(2,644,496)	8,978,041			(14,756,455)	(12,118,430)
14178	27-4746162	Zurich American Life Insurance Company of New York		21,090,000							21,090,000	
	AA-1930995	Zurich Australian Insurance Limited										15,593,633
	AA-3190947	Zurich Global, Ltd.										(80,517,914)
	36-3096373	Zurich Holding Company of America, Inc.	740,000,000	650,000,000						86,747,500	1,476,747,500	
	AA-3190825	Zurich Insurance Company Bermuda Branch		(100,000,000)							(100,000,000)	(1,679,027,404)
	AA-1560999	Zurich Insurance Company Head Office of Canada Branch										153,659,786
	AA-1584115	Zurich Insurance Company Limited Japan Branch										69,702,236
	AA-1780059	Zurich Insurance Plc – UK Branch										233,880,011
		Zurich Insurance plc, Sucursal en Espana										15,472,456
	AA-3190185	Zurich International (Bermuda) Ltd.										(52,752,026)
		Zurich Specialties London Limited										87,188,967
	AA-1460190	Zurich Versicherungs-Gesellschaft AG										(569,968,370)
	AA-1460190	Zurich Versicherungs-Gesellschaft AG Bermuda Branch										(9,737,019,006)
	AA-1340017	Zurich Versicherung-Aktiengesellschaft Deutschland Branch										6,731,041
9999999 Control Totals									XXX			

ANNUAL STATEMENT FOR THE YEAR 2011 OF THE Bristol West Insurance Company

SUPPLEMENTAL EXHIBITS AND SCHEDULES INTERROGATORIES

The following supplemental reports are required to be filed as part of your statement filing unless specifically waived by the domiciliary state. However, in the event that your domiciliary state waives the filing requirement, your response of **WAIVED** to the specific interrogatory will be accepted in lieu of filing a "NONE" report and a bar code will be printed below. If the supplement is required of your company but is not being filed for whatever reason enter **SEE EXPLANATION** and provide an explanation following the interrogatory questions.











		Responses
MARCH FILING		
1.	Will an actuarial opinion be filed by March 1?	YES
2.	Will the Supplemental Compensation Exhibit be filed with the state of domicile by March 1?	YES
3.	Will the confidential Risk-based Capital Report be filed with the NAIC by March 1?.....	YES
4.	Will the confidential Risk-based Capital Report be filed with the state of domicile, if required by March 1?.....	YES
APRIL FILING		
5.	Will the Insurance Expense Exhibit be filed with the state of domicile and the NAIC by April 1?	YES
6.	Will Management's Discussion and Analysis be filed by April 1?	YES
7.	Will the Supplemental Investment Risk Interrogatories be filed by April 1?	YES
MAY FILING		
8.	Will this company be included in a combined annual statement which is filed with the NAIC by May 1?	YES
JUNE FILING		
9.	Will an audited financial report be filed by June 1?	YES
10.	Will Accountant's Letter of Qualifications be filed with the state of domicile and electronically with the NAIC by June 1?	YES
AUGUST FILING		
11.	Will Communication of Internal Control Related Matters Noted in Audit be filed with the state of domicile by August 1?	YES

The following supplemental reports are required to be filed as part of your annual statement filing. However, in the event that your company does not transact the type of business for which the special report must be filed, your response of **NO** to the specific interrogatory will be accepted in lieu of filing a "NONE" report and a bar code will be printed below. If the supplemental is required of your company but is not being filed for whatever reason enter **SEE EXPLANATION** and provide an explanation following the interrogatory questions.


MARCH FILING		
12.	Will Schedule SIS (Stockholder Information Supplement) be filed with the state of domicile by March 1?	NO
13.	Will the Financial Guaranty Insurance Exhibit be filed by March 1?.....	NO
14.	Will the Medicare Supplement Insurance Experience Exhibit be filed with the state of domicile and the NAIC by March 1?.....	NO
15.	Will Supplement A to Schedule T (Medical Professional Liability Supplement) be filed by March 1?	NO
16.	Will the Trusteed Surplus Statement be filed with the state of domicile and the NAIC by March 1?	NO
17.	Will the Premiums Attributed to Protected Cells Exhibit be filed by March 1?	NO
18.	Will the Reinsurance Summary Supplemental Filing for General Interrogatory 9 be filed with the state of domicile and the NAIC by March 1?	NO
19.	Will the Medicare Part D Coverage Supplement be filed with the state of domicile and the NAIC by March 1?.....	NO
20.	Will the confidential Actuarial Opinion Summary be filed with the state of domicile, if required, by March 15 (or the date otherwise specified)?.....	YES
21.	Will the Reinsurance Attestation Supplement be filed with the state of domicile and the NAIC by March 1?	YES
22.	Will the Exceptions to the Reinsurance Attestation Supplement be filed with the state of domicile by March 1?	NO
23.	Will the Bail Bond Supplement be filed with the state of domicile and the NAIC by March 1?	NO
24.	Will the Director and Officer Insurance Coverage Supplement be filed with the state of domicile and the NAIC by March 1?	NO
25.	Will an approval from the reporting entity's state of domicile for relief related to the five-year rotation requirement for lead audit partner be filed electronically with the NAIC by March 1?	NO
26.	Will an approval from the reporting entity's state of domicile for relief related to the one-year cooling off period for independent CPA be filed electronically with the NAIC by March 1?	NO
27.	Will an approval from the reporting entity's state of domicile for relief related to the Requirements for Audit Committees be filed electronically with the NAIC by March 1?.....	NO
APRIL FILING		
28.	Will the Credit Insurance Experience Exhibit be filed with the state of domicile and the NAIC by April 1?	NO
29.	Will the Long-term Care Experience Reporting Forms be filed with the state of domicile and the NAIC by April 1?	NO
30.	Will the Accident and Health Policy Experience Exhibit be filed by April 1?	NO
31.	Will the Supplemental Health Care Exhibit (Parts 1, 2 and 3) be filed with the state of domicile and the NAIC by April 1?	NO
32.	Will the regulator only (non-public) Supplemental Health Care Exhibit's Expense Allocation Report be filed with the state of domicile and the NAIC by April 1?	NO
AUGUST FILING		
33.	Will Management's Report of Internal Control Over Financial Reporting be filed with the state of domicile by August 1?	YES

Explanations:

12.		
13.		
14.		
15.		
16.		
17.		
18.		
19.		
22.		
23.		
24.		
25.		
26.		
27.		
28.		
29.		
30.		
31.		
32.		

Bar Codes:	
12. SIS Stockholder Information Supplement [Document Identifier 420]	
13. Financial Guaranty Insurance Exhibit [Document Identifier 240]	
14. Medicare Supplement Insurance Experience Exhibit [Document Identifier 360]	
15. Supplement A to Schedule T [Document Identifier 455]	
16. Trusteed Surplus Statement [Document Identifier 490]	
17. Premiums Attributed to Protected Cells [Document Identifier 385]	
18. Reinsurance Summary Supplemental Filing [Document Identifier 401]	
19. Medicare Part D Coverage Supplement [Document Identifier 365]	
22. Exceptions to the Reinsurance Attestation Supplement [Document Identifier 400]	
23. Bail Bond Supplement [Document Identifier 500]	

ANNUAL STATEMENT FOR THE YEAR 2011 OF THE Bristol West Insurance Company

24.	Director and Officer Insurance Coverage Supplement [Document Identifier 505]	 1 9 6 5 8 2 0 1 1 5 0 5 0 0 0 0 0
25.	Relief from the five-year rotation requirement for lead audit partner [Document Identifier 224]	 1 9 6 5 8 2 0 1 1 2 2 4 0 0 0 0 0
26.	Relief from the one-year cooling off period for independent CPA [Document Identifier 225]	 1 9 6 5 8 2 0 1 1 2 2 5 0 0 0 0 0
27.	Relief from the Requirements for Audit Committees [Document Identifier 226]	 1 9 6 5 8 2 0 1 1 2 2 6 0 0 0 0 0
28.	Credit Insurance Experience Exhibit [Document Identifier 230]	 1 9 6 5 8 2 0 1 1 2 3 0 0 0 0 0 0
29.	Long-Term Care Experience Reporting Forms [Document Identifier 306]	 1 9 6 5 8 2 0 1 1 3 0 6 0 0 0 0 0
30.	Accident and Health Policy Experience Exhibit [Document Identifier 210]	 1 9 6 5 8 2 0 1 1 2 1 0 0 0 0 0 0
31.	Supplemental Health Care Exhibit (Parts 1, 2 and 3) [Document Identifier 216]	 1 9 6 5 8 2 0 1 1 2 1 6 0 0 0 0 0
32.	Supplemental Health Care Exhibit's Expense Allocation Report [Document Identifier 217]	 1 9 6 5 8 2 0 1 1 2 1 7 0 0 0 0 0

ANNUAL STATEMENT FOR THE YEAR 2011 OF THE Bristol West Insurance Company

OVERFLOW PAGE FOR WRITE-INS

Additional Write-ins for Liabilities Line 25

	1 Current Year	2 Prior Year
2504.		
2597. Summary of remaining write-ins for Line 25 from overflow page		

NONE

ALPHABETICAL INDEX

ANNUAL STATEMENT BLANK

Assets	2
Cash Flow	5
Exhibit of Capital Gains (Losses)	12
Exhibit of Net Investment Income	12
Exhibit of Nonadmitted Assets	13
Exhibit of Premiums and Losses (State Page)	19
Five-Year Historical Data	17
General Interrogatories	15
Jurat Page	1
Liabilities, Surplus and Other Funds	3
Notes To Financial Statements	14
Overflow Page For Write-ins	98
Schedule A - Part 1	E01
Schedule A - Part 2	E02
Schedule A - Part 3	E03
Schedule A - Verification Between Years	SI02
Schedule B - Part 1	E04
Schedule B - Part 2	E05
Schedule B - Part 3	E06
Schedule B - Verification Between Years	SI02
Schedule BA - Part 1	E07
Schedule BA - Part 2	E08
Schedule BA - Part 3	E09
Schedule BA - Verification Between Years	SI03
Schedule D - Part 1	E10
Schedule D - Part 1A - Section 1	SI05
Schedule D - Part 1A - Section 2	SI08
Schedule D - Part 2 - Section 1	E11
Schedule D - Part 2 - Section 2	E12
Schedule D - Part 3	E13
Schedule D - Part 4	E14
Schedule D - Part 5	E15
Schedule D - Part 6 - Section 1	E16
Schedule D - Part 6 - Section 2	E16
Schedule D - Summary By Country	SI04
Schedule D - Verification Between Years	SI03
Schedule DA - Part 1	E17
Schedule DA - Verification Between Years	SI10
Schedule DB - Part A - Section 1	E18
Schedule DB - Part A - Section 2	E19
Schedule DB - Part A - Verification Between Years	SI11
Schedule DB - Part B - Section 1	E20
Schedule DB - Part B - Section 2	E21
Schedule DB - Part B - Verification Between Years	SI11
Schedule DB - Part C - Section 1	SI12
Schedule DB - Part C - Section 2	SI13
Schedule DB - Part D	E22
Schedule DB - Verification	SI14
Schedule DL - Part 1	E23
Schedule DL - Part 2	E24
Schedule E - Part 1 - Cash	E25
Schedule E - Part 2 - Cash Equivalents	E26
Schedule E - Part 3 - Special Deposits	E27
Schedule E - Verification Between Years	SI15
Schedule F - Part 1	20
Schedule F - Part 2	21
Schedule F - Part 3	22
Schedule F - Part 4	23
Schedule F - Part 5	24
Schedule F - Part 6	25
Schedule F - Part 7	26
Schedule F - Part 8	27

ANNUAL STATEMENT BLANK (Continued)

Schedule H - Accident and Health Exhibit - Part 1	28
Schedule H - Part 2, Part 3 and 4	29
Schedule H - Part 5 - Health Claims	30
Schedule P - Part 1 - Summary	31
Schedule P - Part 1A - Homeowners/Farmowners	33
Schedule P - Part 1B - Private Passenger Auto Liability/Medical	34
Schedule P - Part 1C - Commercial Auto/Truck Liability/Medical	35
Schedule P - Part 1D - Workers' Compensation (Excluding Excess Workers' Compensation)	36
Schedule P - Part 1E - Commercial Multiple Peril	37
Schedule P - Part 1F - Section 1 - Medical Professional Liability - Occurrence	38
Schedule P - Part 1F - Section 2 - Medical Professional Liability - Claims-Made	39
Schedule P - Part 1G - Special Liability (Ocean, Marine, Aircraft (All Perils), Boiler and Machinery)	40
Schedule P - Part 1H - Section 1 - Other Liability-Occurrence	41
Schedule P - Part 1H - Section 2 - Other Liability - Claims-Made	42
Schedule P - Part 1I - Special Property (Fire, Allied Lines, Inland Marine, Earthquake, Burglary & Theft)	43
Schedule P - Part 1J - Auto Physical Damage	44
Schedule P - Part 1K - Fidelity/Surety	45
Schedule P - Part 1L - Other (Including Credit, Accident and Health)	46
Schedule P - Part 1M - International	47
Schedule P - Part 1N - Reinsurance - Nonproportional Assumed Property	48
Schedule P - Part 1O - Reinsurance - Nonproportional Assumed Liability	49
Schedule P - Part 1P - Reinsurance - Nonproportional Assumed Financial Lines	50
Schedule P - Part 1R - Section 1 - Products Liability - Occurrence	51
Schedule P - Part 1R - Section 2 - Products Liability - Claims-Made	52
Schedule P - Part 1S - Financial Guaranty/Mortgage Guaranty	53
Schedule P - Part 1T - Warranty	54
Schedule P - Part 2, Part 3 and Part 4 - Summary	32
Schedule P - Part 2A - Homeowners/Farmowners	55
Schedule P - Part 2B - Private Passenger Auto Liability/Medical	55
Schedule P - Part 2C - Commercial Auto/Truck Liability/Medical	55
Schedule P - Part 2D - Workers' Compensation (Excluding Excess Workers' Compensation)	55
Schedule P - Part 2E - Commercial Multiple Peril	55
Schedule P - Part 2F - Section 1 - Medical Professional Liability - Occurrence	56
Schedule P - Part 2F - Section 2 - Medical Professional Liability - Claims-Made	56
Schedule P - Part 2G - Special Liability (Ocean Marine, Aircraft (All Perils), Boiler and Machinery)	56
Schedule P - Part 2H - Section 1 - Other Liability - Occurrence	56
Schedule P - Part 2H - Section 2 - Other Liability - Claims-Made	56
Schedule P - Part 2I - Special Property (Fire, Allied Lines, Inland Marine, Earthquake, Burglary, and Theft)	57
Schedule P - Part 2J - Auto Physical Damage	57
Schedule P - Part 2K - Fidelity, Surety	57
Schedule P - Part 2L - Other (Including Credit, Accident and Health)	57
Schedule P - Part 2M - International	57
Schedule P - Part 2N - Reinsurance - Nonproportional Assumed Property	58
Schedule P - Part 2O - Reinsurance - Nonproportional Assumed Liability	58
Schedule P - Part 2P - Reinsurance - Nonproportional Assumed Financial Lines	58
Schedule P - Part 2R - Section 1 - Products Liability - Occurrence	59
Schedule P - Part 2R - Section 2 - Products Liability - Claims-Made	59
Schedule P - Part 2S - Financial Guaranty/Mortgage Guaranty	59
Schedule P - Part 2T - Warranty	59
Schedule P - Part 3A - Homeowners/Farmowners	60
Schedule P - Part 3B - Private Passenger Auto Liability/Medical	60
Schedule P - Part 3C - Commercial Auto/Truck Liability/Medical	60
Schedule P - Part 3D - Workers' Compensation (Excluding Excess Workers' Compensation)	60
Schedule P - Part 3E - Commercial Multiple Peril	60
Schedule P - Part 3F - Section 1 - Medical Professional Liability - Occurrence	61
Schedule P - Part 3F - Section 2 - Medical Professional Liability - Claims-Made	61
Schedule P - Part 3G - Special Liability (Ocean Marine, Aircraft (All Perils), Boiler and Machinery)	61
Schedule P - Part 3H - Section 1 - Other Liability - Occurrence	61
Schedule P - Part 3H - Section 2 - Other Liability - Claims-Made	61
Schedule P - Part 3I - Special Property (Fire, Allied Lines, Inland Marine, Earthquake, Burglary, and Theft)	62
Schedule P - Part 3J - Auto Physical Damage	62
Schedule P - Part 3K - Fidelity/Surety	62
Schedule P - Part 3L - Other (Including Credit, Accident and Health)	62
Schedule P - Part 3M - International	62
Schedule P - Part 3N - Reinsurance - Nonproportional Assumed Property	63
Schedule P - Part 3O - Reinsurance - Nonproportional Assumed Liability	63
Schedule P - Part 3P - Reinsurance - Nonproportional Assumed Financial Lines	63
Schedule P - Part 3R - Section 1 - Products Liability - Occurrence	64
Schedule P - Part 3R - Section 2 - Products Liability - Claims-Made	64
Schedule P - Part 3S - Financial Guaranty/Mortgage Guaranty	64
Schedule P - Part 3T - Warranty	64

ANNUAL STATEMENT BLANK (Continued)

Schedule P - Part 4A - Homeowners/Farmowners	65
Schedule P - Part 4B - Private Passenger Auto Liability/Medical	65
Schedule P - Part 4C - Commercial Auto/Truck Liability/Medical	65
Schedule P - Part 4D - Workers' Compensation (Excluding Excess Workers' Compensation)	65
Schedule P - Part 4E - Commercial Multiple Peril	65
Schedule P - Part 4F - Section 1 - Medical Professional Liability - Occurrence	66
Schedule P - Part 4F - Section 2 - Medical Professional Liability - Claims-Made	66
Schedule P - Part 4G - Special Liability (Ocean Marine, Aircraft (All Perils), Boiler and Machinery)	66
Schedule P - Part 4H - Section 1 - Other Liability - Occurrence	66
Schedule P - Part 4H - Section 2 - Other Liability - Claims-Made	66
Schedule P - Part 4I - Special Property (Fire, Allied Lines, Inland Marine, Earthquake, Burglary and Theft)	67
Schedule P - Part 4J - Auto Physical Damage	67
Schedule P - Part 4K - Fidelity/Surety	67
Schedule P - Part 4L - Other (Including Credit, Accident and Health)	67
Schedule P - Part 4M - International	67
Schedule P - Part 4N - Reinsurance - Nonproportional Assumed Property	68
Schedule P - Part 4O - Reinsurance - Nonproportional Assumed Liability	68
Schedule P - Part 4P - Reinsurance - Nonproportional Assumed Financial Lines	68
Schedule P - Part 4R - Section 1 - Products Liability - Occurrence	69
Schedule P - Part 4R - Section 2 - Products Liability - Claims-Made	69
Schedule P - Part 4S - Financial Guaranty/Mortgage Guaranty	69
Schedule P - Part 4T - Warranty	69
Schedule P - Part 5A - Homeowners/Farmowners	70
Schedule P - Part 5B - Private Passenger Auto Liability/Medical	71
Schedule P - Part 5C - Commercial Auto/Truck Liability/Medical	72
Schedule P - Part 5D - Workers' Compensation (Excluding Excess Workers' Compensation)	73
Schedule P - Part 5E - Commercial Multiple Peril	74
Schedule P - Part 5F - Medical Professional Liability - Claims-Made	76
Schedule P - Part 5F - Medical Professional Liability - Occurrence	75
Schedule P - Part 5H - Other Liability - Claims-Made	78
Schedule P - Part 5H - Other Liability - Occurrence	77
Schedule P - Part 5R - Products Liability - Claims-Made	80
Schedule P - Part 5R - Products Liability - Occurrence	79
Schedule P - Part 5T - Warranty	81
Schedule P - Part 6C - Commercial Auto/Truck Liability/Medical	82
Schedule P - Part 6D - Workers' Compensation (Excluding Excess Workers' Compensation)	82
Schedule P - Part 6E - Commercial Multiple Peril	83
Schedule P - Part 6H - Other Liability - Claims-Made	84
Schedule P - Part 6H - Other Liability - Occurrence	83
Schedule P - Part 6M - International	84
Schedule P - Part 6N - Reinsurance - Nonproportional Assumed Property	85
Schedule P - Part 6O - Reinsurance - Nonproportional Assumed Liability	85
Schedule P - Part 6R - Products Liability - Claims-Made	86
Schedule P - Part 6R - Products Liability - Occurrence	86
Schedule P - Part 7A - Primary Loss Sensitive Contracts	87
Schedule P - Part 7B - Reinsurance Loss Sensitive Contracts	89
Schedule P Interrogatories	91
Schedule T - Exhibit of Premiums Written	92
Schedule T - Part 2 - Interstate Compact	93
Schedule Y - Information Concerning Activities of Insurer Members of a Holding Company Group	94
Schedule Y - Part 1A - Detail of Insurance Holding Company System	95
Schedule Y - Part 2 - Summary of Insurer's Transactions With Any Affiliates	96
Statement of Income	4
Summary Investment Schedule	SI01
Supplemental Exhibits and Schedules Interrogatories	97
Underwriting and Investment Exhibit Part 1	6
Underwriting and Investment Exhibit Part 1A	7
Underwriting and Investment Exhibit Part 1B	8
Underwriting and Investment Exhibit Part 2	9
Underwriting and Investment Exhibit Part 2A	10
Underwriting and Investment Exhibit Part 3	11