



PROPERTY AND CASUALTY COMPANIES - ASSOCIATION EDITION

ANNUAL STATEMENT
FOR THE YEAR ENDED DECEMBER 31, 2011
OF THE CONDITION AND AFFAIRS OF THE

Crestbrook Insurance Company

NAIC Group Code	0140 (Current)	0140 (Prior)	NAIC Company Code	18961	Employer's ID Number	68-0066866
Organized under the Laws of	Ohio			State of Domicile or Port of Entry	Ohio	
Country of Domicile	United States of America					
Incorporated/Organized	07/09/1985			Commenced Business	06/05/1985	
Statutory Home Office	One West Nationwide Blvd. (Street and Number)			Columbus , OH 43215-2220 (City or Town, State and Zip Code)		
Main Administrative Office	One West Nationwide Blvd. (Street and Number)					
	Columbus , OH 43215-2220 (City or Town, State and Zip Code)			614-249-7111 (Area Code) (Telephone Number)		
Mail Address	One West Nationwide Blvd., 1-04-701 (Street and Number or P.O. Box)			Columbus , OH 43215-2220 (City or Town, State and Zip Code)		
Primary Location of Books and Records	One West Nationwide Blvd., 1-04-701 (Street and Number)					
	Columbus , OH 43215-2220 (City or Town, State and Zip Code)			614-249-1545 (Area Code) (Telephone Number)		
Internet Website Address	www.nationwide.com					
Statutory Statement Contact	Arlene E. Swanson (Name)			614-249-1545 (Area Code) (Telephone Number)		
	FinRpt@nationwide.com (E-mail Address)			866-315-1430 (FAX Number)		

OFFICERS

President & COO	Wesley Kim Austen	VP & Treasurer	Carol Lynn Dove
VP & Secretary	Robert William Horner III		

OTHER

Pamela Ann Biesecker	Sr VP-Head of Taxation	
----------------------	------------------------	--

DIRECTORS OR TRUSTEES

David Gerard Arango	Wesley Kim Austen	Mark Allen Berven
Michael Patrick Leach	Michael Allen Lex	

State of	Ohio	SS:
County of	Franklin	

The officers of this reporting entity being duly sworn, each depose and say that they are the described officers of said reporting entity, and that on the reporting period stated above, all of the herein described assets were the absolute property of the said reporting entity, free and clear from any liens or claims thereon, except as herein stated, and that this statement, together with related exhibits, schedules and explanations therein contained, annexed or referred to, is a full and true statement of all the assets and liabilities and of the condition and affairs of the said reporting entity as of the reporting period stated above, and of its income and deductions therefrom for the period ended, and have been completed in accordance with the NAIC Annual Statement Instructions and Accounting Practices and Procedures manual except to the extent that: (1) state law may differ; or, (2) that state rules or regulations require differences in reporting not related to accounting practices and procedures, according to the best of their information, knowledge and belief, respectively. Furthermore, the scope of this attestation by the described officers also includes the related corresponding electronic filing with the NAIC, when required, that is an exact copy (except for formatting differences due to electronic filing) of the enclosed statement. The electronic filing may be requested by various regulators in lieu of or in addition to the enclosed statement.

Wesley Kim Austen President & COO	Robert William Horner III VP & Secretary	Carol Lynn Dove VP & Treasurer
Subscribed and sworn to before me this		a. Is this an original filing?
day of January , 2012		b. If no,
		1. State the amendment number.....
		2. Date filed
		3. Number of pages attached.....



ANNUAL STATEMENT FOR THE YEAR 2011 OF THE CRESTBROOK INSURANCE COMPANY

EXHIBIT OF PREMIUMS AND LOSSES (Statutory Page 14)

NAIC Group Code 0140 Direct Business in the state of Arizona During the Year 2011 NAIC Company Code 18961

Line of Business	Gross Premiums, Including Policy and Membership Fees, Less Return Premiums and Premiums on Policies not Taken		Dividends Paid or Credited to Policyholders on Direct Business	Direct Unearned Premium Reserves	Direct Losses Paid (deducting salvage)	Direct Losses Incurred	Direct Losses Unpaid	Direct Defense and Cost Containment Expense Paid	Direct Defense and Cost Containment Expense Incurred	Direct Defense and Cost Containment Expense Unpaid	Commissions and Brokerage Expenses	Taxes, Licenses and Fees
	1 Direct Premiums Written	2 Direct Premiums Earned										
1. Fire												
2.1 Allied lines												
2.2 Multiple peril crop												
2.3 Federal flood												
3. Farmowners multiple peril												
4. Homeowners multiple peril												1,500
5.1 Commercial multiple peril (non-liability portion)												
5.2 Commercial multiple peril (liability portion)												
6. Mortgage guaranty												
8. Ocean marine												
9. Inland marine												
10. Financial guaranty												
11. Medical professional liability												
12. Earthquake												
13. Group accident and health (b)												
14. Credit accident and health (group and individual)												
15.1 Collectively renewable accident and health (b).....												
15.2 Non-cancelable accident and health(b)												
15.3 Guaranteed renewable accident and health(b)												
15.4 Non-renewable for stated reasons only (b)												
15.5 Other accident only												
15.6 Medicare Title XVIII exempt from state taxes or fees.....												
15.7 All other accident and health (b)												
15.8 Federal employees health benefits program premium (b)												
16. Workers' compensation												
17.1 Other Liability - occurrence												
17.2 Other Liability - claims made												
17.3 Excess workers' compensation												
18. Products liability												
19.1 Private passenger auto no-fault (personal injury protection)												
19.2 Other private passenger auto liability												
19.3 Commercial auto no-fault (personal injury protection)												
19.4 Other commercial auto liability												
21.1 Private passenger auto physical damage												
21.2 Commercial auto physical damage												
22. Aircraft (all perils)												
23. Fidelity												
24. Surety												
26. Burglary and theft												
27. Boiler and machinery												
28. Credit												
30. Warranty												
34. Aggregate write-ins for other lines of business												
35. TOTALS (a)												1,500
DETAILS OF WRITE-INS												
3401.												
3402.												
3403.												
3498. Summary of remaining write-ins for Line 34 from overflow page												
3499. Totals (Lines 3401 thru 3403 plus 3498)(Line 34 above)												

(a) Finance and service charges not included in Lines 1 to 35 \$
(b) For health business on indicated lines report: Number of persons insured under PPO managed care products and number of persons insured under indemnity only products



ANNUAL STATEMENT FOR THE YEAR 2011 OF THE CRESTBROOK INSURANCE COMPANY

EXHIBIT OF PREMIUMS AND LOSSES (Statutory Page 14)

NAIC Group Code 0140

Direct Business in the state of California

During the Year 2011

NAIC Company Code 18961

Line of Business	Gross Premiums, Including Policy and Membership Fees, Less Return Premiums and Premiums on Policies not Taken		Dividends Paid or Credited to Policyholders on Direct Business	Direct Unearned Premium Reserves	Direct Losses Paid (deducting salvage)	Direct Losses Incurred	Direct Losses Unpaid	Direct Defense and Cost Containment Expense Paid	Direct Defense and Cost Containment Expense Incurred	Direct Defense and Cost Containment Expense Unpaid	Commissions and Brokerage Expenses	Taxes, Licenses and Fees
	1 Direct Premiums Written	2 Direct Premiums Earned										
1. Fire												
2.1 Allied lines												
2.2 Multiple peril crop												
2.3 Federal flood												
3. Farmowners multiple peril												
4. Homeowners multiple peril	1,771,107	1,345,127		988,388	336,937	573,949	267,380	387	31,440	41,102	364,468	58,605
5.1 Commercial multiple peril (non-liability portion)												
5.2 Commercial multiple peril (liability portion)												
6. Mortgage guaranty												
8. Ocean marine												
9. Inland marine	176,467	135,388		101,402		1,282	1,745		263	270	31,637	6,129
10. Financial guaranty												
11. Medical professional liability												
12. Earthquake	132,065	124,123		56,101							14,558	4,082
13. Group accident and health (b)												
14. Credit accident and health (group and individual)												
15.1 Collectively renewable accident and health (b).....												
15.2 Non-cancelable accident and health(b)												
15.3 Guaranteed renewable accident and health(b)												
15.4 Non-renewable for stated reasons only (b)												
15.5 Other accident only												
15.6 Medicare Title XVIII exempt from state taxes or fees.....												
15.7 All other accident and health (b)												
15.8 Federal employees health benefits program premium (b)												
16. Workers' compensation												
17.1 Other Liability - occurrence	138,655	95,122		73,689		23,486	32,028		156	293	18,864	4,705
17.2 Other Liability - claims made												
17.3 Excess workers' compensation												
18. Products liability												
19.1 Private passenger auto no-fault (personal injury protection)												
19.2 Other private passenger auto liability												161
19.3 Commercial auto no-fault (personal injury protection)												
19.4 Other commercial auto liability												
21.1 Private passenger auto physical damage												
21.2 Commercial auto physical damage												
22. Aircraft (all perils)												
23. Fidelity												
24. Surety												
26. Burglary and theft	19,800	15,510		10,880							4,069	659
27. Boiler and machinery												
28. Credit												
30. Warranty												
34. Aggregate write-ins for other lines of business												
35. TOTALS (a)	2,238,094	1,715,270		1,230,460	336,937	598,717	301,153	387	31,859	41,665	433,596	74,341
DETAILS OF WRITE-INS												
3401.												
3402.												
3403.												
3498. Summary of remaining write-ins for Line 34 from overflow page												
3499. Totals (Lines 3401 thru 3403 plus 3498)(Line 34 above)												

(a) Finance and service charges not included in Lines 1 to 35 \$5,814

(b) For health business on indicated lines report: Number of persons insured under PPO managed care products and number of persons insured under indemnity only products



ANNUAL STATEMENT FOR THE YEAR 2011 OF THE CRESTBROOK INSURANCE COMPANY

EXHIBIT OF PREMIUMS AND LOSSES (Statutory Page 14)

NAIC Group Code 0140

Direct Business in the state of Nevada

During the Year 2011

NAIC Company Code 18961

Line of Business	Gross Premiums, Including Policy and Membership Fees, Less Return Premiums and Premiums on Policies not Taken		Dividends Paid or Credited to Policyholders on Direct Business	Direct Unearned Premium Reserves	Direct Losses Paid (deducting salvage)	Direct Losses Incurred	Direct Losses Unpaid	Direct Defense and Cost Containment Expense Paid	Direct Defense and Cost Containment Expense Incurred	Direct Defense and Cost Containment Expense Unpaid	Commissions and Brokerage Expenses	Taxes, Licenses and Fees
	1 Direct Premiums Written	2 Direct Premiums Earned										
1. Fire												
2.1 Allied lines												
2.2 Multiple peril crop												
2.3 Federal flood												
3. Farmowners multiple peril												
4. Homeowners multiple peril												4,716
5.1 Commercial multiple peril (non-liability portion)												
5.2 Commercial multiple peril (liability portion)												
6. Mortgage guaranty												
8. Ocean marine												
9. Inland marine												
10. Financial guaranty												
11. Medical professional liability												
12. Earthquake												
13. Group accident and health (b)												
14. Credit accident and health (group and individual)												
15.1 Collectively renewable accident and health (b).....												
15.2 Non-cancelable accident and health(b)												
15.3 Guaranteed renewable accident and health(b)												
15.4 Non-renewable for stated reasons only (b)												
15.5 Other accident only												
15.6 Medicare Title XVIII exempt from state taxes or fees.....												
15.7 All other accident and health (b)												
15.8 Federal employees health benefits program premium (b)												
16. Workers' compensation												
17.1 Other Liability - occurrence												
17.2 Other Liability - claims made												
17.3 Excess workers' compensation												
18. Products liability												
19.1 Private passenger auto no-fault (personal injury protection)												
19.2 Other private passenger auto liability												
19.3 Commercial auto no-fault (personal injury protection)												
19.4 Other commercial auto liability												
21.1 Private passenger auto physical damage												
21.2 Commercial auto physical damage												
22. Aircraft (all perils)												
23. Fidelity												
24. Surety												
26. Burglary and theft												
27. Boiler and machinery												
28. Credit												
30. Warranty												
34. Aggregate write-ins for other lines of business												
35. TOTALS (a)												4,716
DETAILS OF WRITE-INS												
3401.												
3402.												
3403.												
3498. Summary of remaining write-ins for Line 34 from overflow page												
3499. Totals (Lines 3401 thru 3403 plus 3498)(Line 34 above)												

(a) Finance and service charges not included in Lines 1 to 35 \$

(b) For health business on indicated lines report: Number of persons insured under PPO managed care products and number of persons insured under indemnity only products



ANNUAL STATEMENT FOR THE YEAR 2011 OF THE CRESTBROOK INSURANCE COMPANY

EXHIBIT OF PREMIUMS AND LOSSES (Statutory Page 14)

NAIC Group Code 0140

Direct Business in the state of Ohio

During the Year 2011

NAIC Company Code 18961

Line of Business	Gross Premiums, Including Policy and Membership Fees, Less Return Premiums and Premiums on Policies not Taken		Dividends Paid or Credited to Policyholders on Direct Business	Direct Unearned Premium Reserves	Direct Losses Paid (deducting salvage)	Direct Losses Incurred	Direct Losses Unpaid	Direct Defense and Cost Containment Expense Paid	Direct Defense and Cost Containment Expense Incurred	Direct Defense and Cost Containment Expense Unpaid	Commissions and Brokerage Expenses	Taxes, Licenses and Fees
	1 Direct Premiums Written	2 Direct Premiums Earned										
1. Fire												
2.1 Allied lines												
2.2 Multiple peril crop												
2.3 Federal flood												
3. Farmowners multiple peril												
4. Homeowners multiple peril												1,330
5.1 Commercial multiple peril (non-liability portion)												
5.2 Commercial multiple peril (liability portion)												
6. Mortgage guaranty												
8. Ocean marine												
9. Inland marine												
10. Financial guaranty												
11. Medical professional liability												
12. Earthquake												
13. Group accident and health (b)												
14. Credit accident and health (group and individual)												
15.1 Collectively renewable accident and health (b).....												
15.2 Non-cancelable accident and health(b)												
15.3 Guaranteed renewable accident and health(b)												
15.4 Non-renewable for stated reasons only (b)												
15.5 Other accident only												
15.6 Medicare Title XVIII exempt from state taxes or fees.....												
15.7 All other accident and health (b)												
15.8 Federal employees health benefits program premium (b)												
16. Workers' compensation												
17.1 Other Liability - occurrence												
17.2 Other Liability - claims made												
17.3 Excess workers' compensation												
18. Products liability												
19.1 Private passenger auto no-fault (personal injury protection)												
19.2 Other private passenger auto liability												
19.3 Commercial auto no-fault (personal injury protection)												
19.4 Other commercial auto liability												
21.1 Private passenger auto physical damage												
21.2 Commercial auto physical damage												
22. Aircraft (all perils)												
23. Fidelity												
24. Surety												
26. Burglary and theft												
27. Boiler and machinery												
28. Credit												
30. Warranty												
34. Aggregate write-ins for other lines of business												
35. TOTALS (a)												1,330
DETAILS OF WRITE-INS												
3401.												
3402.												
3403.												
3498. Summary of remaining write-ins for Line 34 from overflow page												
3499. Totals (Lines 3401 thru 3403 plus 3498)(Line 34 above)												

(a) Finance and service charges not included in Lines 1 to 35 \$

(b) For health business on indicated lines report: Number of persons insured under PPO managed care products and number of persons insured under indemnity only products



ANNUAL STATEMENT FOR THE YEAR 2011 OF THE CRESTBROOK INSURANCE COMPANY

EXHIBIT OF PREMIUMS AND LOSSES (Statutory Page 14)

NAIC Group Code 0140 Direct Business in the state of Grand Total During the Year 2011 NAIC Company Code 18961

Line of Business	Gross Premiums, Including Policy and Membership Fees, Less Return Premiums and Premiums on Policies not Taken		Dividends Paid or Credited to Policyholders on Direct Business	Direct Unearned Premium Reserves	Direct Losses Paid (deducting salvage)	Direct Losses Incurred	Direct Losses Unpaid	Direct Defense and Cost Containment Expense Paid	Direct Defense and Cost Containment Expense Incurred	Direct Defense and Cost Containment Expense Unpaid	Commissions and Brokerage Expenses	Taxes, Licenses and Fees
	1 Direct Premiums Written	2 Direct Premiums Earned										
1. Fire												
2.1 Allied lines												
2.2 Multiple peril crop												
2.3 Federal flood												
3. Farmowners multiple peril												
4. Homeowners multiple peril	1,771,107	1,345,127		988,388	336,937	573,949	267,380	387	31,440	41,102	364,468	66,151
5.1 Commercial multiple peril (non-liability portion)												
5.2 Commercial multiple peril (liability portion)												
6. Mortgage guaranty												
8. Ocean marine												
9. Inland marine	176,467	135,388		101,402		1,282	1,745		263	270	31,637	6,129
10. Financial guaranty												
11. Medical professional liability												
12. Earthquake	132,065	124,123		56,101							14,558	4,082
13. Group accident and health (b)												
14. Credit accident and health (group and individual)												
15.1 Collectively renewable accident and health (b)												
15.2 Non-cancelable accident and health(b)												
15.3 Guaranteed renewable accident and health(b)												
15.4 Non-renewable for stated reasons only (b)												
15.5 Other accident only												
15.6 Medicare Title XVIII exempt from state taxes or fees												
15.7 All other accident and health (b)												
15.8 Federal employees health benefits program premium (b)												
16. Workers' compensation												
17.1 Other Liability - occurrence	138,655	95,122		73,689		23,486	32,028		156	293	18,864	4,705
17.2 Other Liability - claims made												
17.3 Excess workers' compensation												
18. Products liability												
19.1 Private passenger auto no-fault (personal injury protection)												
19.2 Other private passenger auto liability												161
19.3 Commercial auto no-fault (personal injury protection)												
19.4 Other commercial auto liability												
21.1 Private passenger auto physical damage												
21.2 Commercial auto physical damage												
22. Aircraft (all perils)												
23. Fidelity												
24. Surety												
26. Burglary and theft	19,800	15,510		10,880							4,069	659
27. Boiler and machinery												
28. Credit												
30. Warranty												
34. Aggregate write-ins for other lines of business												
35. TOTALS (a)	2,238,094	1,715,270		1,230,460	336,937	598,717	301,153	387	31,859	41,665	433,596	81,887
DETAILS OF WRITE-INS												
3401.												
3402.												
3403.												
3498. Summary of remaining write-ins for Line 34 from overflow page												
3499. Totals (Lines 3401 thru 3403 plus 3498)(Line 34 above)												

(a) Finance and service charges not included in Lines 1 to 35 \$5,814
(b) For health business on indicated lines report: Number of persons insured under PPO managed care products and number of persons insured under indemnity only products

Schedule F - Part 1
N O N E

Schedule F - Part 2
N O N E

ANNUAL STATEMENT FOR THE YEAR 2011 OF THE CRESTBROOK INSURANCE COMPANY

SCHEDULE F - PART 3

Ceded Reinsurance as of December 31, Current Year (000 OMITTED)

1	2	3	4	5	6	Reinsurance Recoverable On									Reinsurance Payable		18	19
						7	8	9	10	11	12	13	14	15	16	17		
Federal ID Number	NAIC Company Code	Name of Reinsurer	Domiciliary Jurisdiction	Reinsurance Contracts Ceding 75% or More of Direct Premiums Written	Reinsurance Premiums Ceded	Paid Losses	Paid LAE	Known Case Loss Reserves	Known Case LAE Reserves	IBNR Loss Reserves	IBNR LAE Reserves	Unearned Premiums	Contingent Commis-sions	Columns 7 thru 14 Totals	Ceded Balances Payable	Other Amounts Due to Reinsurers	Net Amount Recoverable From Reinsurers Cols. 15 - [16 + 17]	Funds Held By Company Under Reinsurance Treaties
31-4177100	23787	Nationwide Mutual Insurance Company	OH		2,238	103		196		106	45	1,230	58	1,738	171		1,567	
0199999. Total Authorized - Affiliates - U.S. Intercompany Pooling					2,238	103		196		106	45	1,230	58	1,738	171		1,567	
0499999. Total Authorized - Affiliates					2,238	103		196		106	45	1,230	58	1,738	171		1,567	
0599998. Total Authorized - Other U.S. Unaffiliated Insurers (Under \$100,000)																		
0599999. Total Authorized - Other U.S. Unaffiliated Insurers																		
0899998. Total Authorized - Other Non-U.S. Insurers (Under \$100,000)																		
0899999. Total Authorized - Other Non-U.S. Insurers																		
0999999. Total Authorized					2,238	103		196		106	45	1,230	58	1,738	171		1,567	
1399999. Total Unauthorized - Affiliates																		
1499998. Total Unauthorized - Other U.S. Unaffiliated Insurers (Under \$100,000)																		
1499999. Total Unauthorized - Other U.S. Unaffiliated Insurers																		
1799998. Total Unauthorized - Other Non-U.S. Insurers (Under \$100,000)																		
1799999. Total Unauthorized - Other Non-U.S. Insurers																		
1899999. Total Unauthorized																		
1999999. Total Authorized and Unauthorized					2,238	103		196		106	45	1,230	58	1,738	171		1,567	
2099999. Total Protected Cells																		
9999999 Totals					2,238	103		196		106	45	1,230	58	1,738	171		1,567	

NOTE: A. Report the five largest provisional commission rates included in the cedant's reinsurance treaties.

The commission rate to be reported is by contract with ceded premium in excess of \$50,000:

	1	2	3
	Name of Reinsurer	Commission Rate	Ceded Premium
1.
2.
3.
4.
5.

B. Report the five largest reinsurance recoverables reported in Column 15, due from any one reinsurer (based on the total recoverables, Line 9999999, Column 15), the amount of ceded premium, and indicate whether the recoverables are due from an affiliated insurer.

	1	2	3	4
	Name of Reinsurer	Total Recoverables	Ceded Premiums	Affiliated
1.	Nationwide Mutual Insurance Company	1,738	2,238	Yes [X] No []
2.			Yes [] No []
3.			Yes [] No []
4.			Yes [] No []
5.			Yes [] No []

ANNUAL STATEMENT FOR THE YEAR 2011 OF THE CRESTBROOK INSURANCE COMPANY

SCHEDULE F - PART 4

Aging of Ceded Reinsurance as of December 31, Current Year (000 OMITTED)

[illegible]

Schedule F - Part 5
N O N E

Schedule F - Part 5 - Bank Footnote
N O N E

Schedule F - Part 6
N O N E

Schedule F - Part 7
N O N E

ANNUAL STATEMENT FOR THE YEAR 2011 OF THE CRESTBROOK INSURANCE COMPANY

SCHEDULE F - PART 8

Restatement of Balance Sheet to Identify Net Credit for Reinsurance

	1 As Reported (Net of Ceded)	2 Restatement Adjustments	3 Restated (Gross of Ceded)
ASSETS (Page 2, Col. 3)			
1. Cash and invested assets (Line 12)	101,848,283		101,848,283
2. Premiums and considerations (Line 15)			
3. Reinsurance recoverable on loss and loss adjustment expense payments (Line 16.1)	103,834	(103,834)	
4. Funds held by or deposited with reinsured companies (Line 16.2)			
5. Other assets	4,693,369		4,693,369
6. Net amount recoverable from reinsurers		1,567,938	1,567,938
7. Protected cell assets (Line 27)			
8. Totals (Line 28)	106,645,486	1,464,104	108,109,590
LIABILITIES (Page 3)			
9. Losses and loss adjustment expenses (Lines 1 through 3)		346,212	346,212
10. Taxes, expenses, and other obligations (Lines 4 through 8)		58,431	58,431
11. Unearned premiums (Line 9)		1,230,461	1,230,461
12. Advance premiums (Line 10)			
13. Dividends declared and unpaid (Line 11.1 and 11.2)			
14. Ceded reinsurance premiums payable (net of ceding commissions (Line 12)	171,000	(171,000)	
15. Funds held by company under reinsurance treaties (Line 13)			
16. Amounts withheld or retained by company for account of others (Line 14)			
17. Provision for reinsurance (Line 16)			
18. Other liabilities	27,857		27,857
19. Total liabilities excluding protected cell business (Line 26)	198,857	1,464,104	1,662,961
20. Protected cell liabilities (Line 27)			
21. Surplus as regards policyholders (Line 37)	106,446,629	XXX	106,446,629
22. Totals (Line 38)	106,645,486	1,464,104	108,109,590

NOTE: Is the restatement of this exhibit the result of grossing up balances ceded to affiliates under 100 percent reinsurance or pooling arrangements?

Yes [X] No []

If yes, give full explanation: See Notes to the Financial Statement #26

Schedule H - Part 1

N O N E

Schedule H - Part 2 - Reserves and Liabilities

N O N E

Schedule H - Part 3 - Prior Year's Claim Reserves and Liabilities

N O N E

Schedule H - Part 4 - Reinsurance

N O N E

Schedule H - Part 5 - Health Claims

N O N E

ANNUAL STATEMENT FOR THE YEAR 2011 OF THE CRESTBROOK INSURANCE COMPANY

SCHEDULE P - PART 1A - HOMEOWNERS/FARMOWNERS

(\$000 OMITTED)

Years in Which Premiums Were Earned and Losses Were Incurred	Premiums Earned			Loss and Loss Expense Payments								12
	1 Direct and Assumed	2 Ceded	3 Net (1 - 2)	Loss Payments		Defense and Cost Containment Payments		Adjusting and Other Payments		10 Salvage and Subrogation Received	11 Total Net Paid Cols (4 - 5 + 6 - 7 + 8 - 9)	Number of Claims Reported Direct and Assumed
				4	5	6	7	8	9			
				Direct and Assumed	Ceded	Direct and Assumed	Ceded	Direct and Assumed	Ceded			
1. Prior.....	XXX	XXX	XXX									XXX
2. 2002.....												
3. 2003.....												
4. 2004.....												
5. 2005.....												
6. 2006.....												
7. 2007.....												
8. 2008.....												
9. 2009.....	11	11	0					1	1			
10. 2010.....	407	407		21	21	3	3	14	14			
11. 2011.....												
12. Totals	XXX	XXX	XXX	21	21	3	3	15	15			XXX

	Losses Unpaid				Defense and Cost Containment Unpaid				Adjusting and Other Unpaid		23	24	25
	Case Basis		Bulk + IBNR		Case Basis		Bulk + IBNR				23 Salvage and Subrogation Anticipated	24 Total Net Losses and Expenses Unpaid	25 Number of Claims Outstanding Direct and Assumed
	13 Direct and Assumed	14 Ceded	15 Direct and Assumed	16 Ceded	17 Direct and Assumed	18 Ceded	19 Direct and Assumed	20 Ceded	21 Direct and Assumed	22 Ceded			
1. Prior.....													
2. 2002.....													
3. 2003.....													
4. 2004.....													
5. 2005.....													
6. 2006.....													
7. 2007.....													
8. 2008.....													
9. 2009.....													
10. 2010.....													
11. 2011.....													
12. Totals													

	Total Losses and Loss Expenses Incurred			Loss and Loss Expense Percentage (Incurred /Premiums Earned)			Nontabular Discount		34	Net Balance Sheet Reserves After Discount	
	26	27	28	29	30	31	32	33	Inter-Company Pooling Participation Percentage	35	36
	Direct and Assumed	Ceded	Net	Direct and Assumed	Ceded	Net	Loss	Loss Expense		Losses Unpaid	Loss Expenses Unpaid
1. Prior.....	XXX	XXX	XXX	XXX	XXX	XXX			XXX		
2. 2002.....											
3. 2003.....											
4. 2004.....											
5. 2005.....											
6. 2006.....											
7. 2007.....											
8. 2008.....											
9. 2009.....	1			5.0	3.0	49.8					
10. 2010.....	38	38		9.4	9.4						
11. 2011.....											
12. Totals	XXX	XXX	XXX	XXX	XXX	XXX			XXX		

Schedule P - Part 1B - Private Passenger Auto Liability/Medical

N O N E

Schedule P - Part 1C - Commercial Auto/Truck Liability/Medical

N O N E

Schedule P - Part 1D - Workers' Compensation (Excluding Excess Workers' Compensation)

N O N E

Schedule P - Part 1E - Commercial Multiple Peril

N O N E

Schedule P - Part 1F - Section 1 - Medical Professional Liability - Occurrence

N O N E

Schedule P - Part 1F - Section 2 - Medical Professional Liability - Claims-Made

N O N E

Schedule P - Part 1G - Special Liability (Ocean Marine, Aircraft (all perils), Boiler and Machinery)

N O N E

ANNUAL STATEMENT FOR THE YEAR 2011 OF THE CRESTBROOK INSURANCE COMPANY

SCHEDULE P - PART 1H - SECTION 1 - OTHER LIABILITY - OCCURRENCE

(\$000 OMITTED)

Years in Which Premiums Were Earned and Losses Were Incurred	Premiums Earned			Loss and Loss Expense Payments								12
	1	2	3	Loss Payments		Defense and Cost Containment Payments		Adjusting and Other Payments		10	11	Number of Claims Reported Direct and Assumed
	Direct and Assumed	Ceded	Net (1 - 2)	4 Direct and Assumed	5 Ceded	6 Direct and Assumed	7 Ceded	8 Direct and Assumed	9 Ceded	Salvage and Subrogation Received	Total Net Paid Cols (4 - 5 + 6 - 7 + 8 - 9)	
1. Prior.....	XXX	XXX	XXX									XXX
2. 2002.....												
3. 2003.....												
4. 2004.....												
5. 2005.....												
6. 2006.....												
7. 2007.....												
8. 2008.....												
9. 2009.....												
10. 2010.....	19	19						1	1			
11. 2011.....												
12. Totals	XXX	XXX	XXX					1	1			XXX

	Losses Unpaid				Defense and Cost Containment Unpaid				Adjusting and Other Unpaid		23	24	25
	Case Basis		Bulk + IBNR		Case Basis		Bulk + IBNR		Adjusting and Other Unpaid		Salvage and Subrogation Anticipated	Total Net Losses and Expenses Unpaid	Number of Claims Outstanding Direct and Assumed
	13 Direct and Assumed	14 Ceded	15 Direct and Assumed	16 Ceded	17 Direct and Assumed	18 Ceded	19 Direct and Assumed	20 Ceded	21 Direct and Assumed	22 Ceded			
1. Prior.....													
2. 2002.....													
3. 2003.....													
4. 2004.....													
5. 2005.....													
6. 2006.....													
7. 2007.....													
8. 2008.....													
9. 2009.....													
10. 2010.....													
11. 2011.....													
12. Totals													

	Total Losses and Loss Expenses Incurred			Loss and Loss Expense Percentage (Incurred /Premiums Earned)			Nontabular Discount		34	Net Balance Sheet Reserves After Discount	
	26	27	28	29	30	31	32	33	Inter-Company Pooling Participation Percentage	35	36
	Direct and Assumed	Ceded	Net	Direct and Assumed	Ceded	Net	Loss	Loss Expense		Losses Unpaid	Loss Expenses Unpaid
1. Prior.....	XXX	XXX	XXX	XXX	XXX	XXX			XXX		
2. 2002.....											
3. 2003.....											
4. 2004.....											
5. 2005.....											
6. 2006.....											
7. 2007.....											
8. 2008.....											
9. 2009.....											
10. 2010.....	1	1		3.1	3.1						
11. 2011.....											
12. Totals	XXX	XXX	XXX	XXX	XXX	XXX			XXX		

ANNUAL STATEMENT FOR THE YEAR 2011 OF THE CRESTBROOK INSURANCE COMPANY

SCHEDULE P - PART 1H - SECTION 2 - OTHER LIABILITY - CLAIMS-MADE

(\$000 OMITTED)

Years in Which Premiums Were Earned and Losses Were Incurred	Premiums Earned			Loss and Loss Expense Payments								12
	1	2	3	Loss Payments		Defense and Cost Containment Payments		Adjusting and Other Payments		10	11	Number of Claims Reported Direct and Assumed
	Direct and Assumed	Ceded	Net (1 - 2)	4 Direct and Assumed	5 Ceded	6 Direct and Assumed	7 Ceded	8 Direct and Assumed	9 Ceded	Salvage and Subrogation Received	Total Net Paid Cols (4 - 5 + 6 - 7 + 8 - 9)	
1. Prior.....	XXX	XXX	XXX									XXX
2. 2002.....												
3. 2003.....												
4. 2004.....												
5. 2005.....												
6. 2006.....												
7. 2007.....												
8. 2008.....												
9. 2009.....												
10. 2010.....												
11. 2011.....												
12. Totals	XXX	XXX	XXX									XXX

	Losses Unpaid				Defense and Cost Containment Unpaid				Adjusting and Other Unpaid		23	24	25
	Case Basis		Bulk + IBNR		Case Basis		Bulk + IBNR		Adjusting and Other Unpaid		23 Salvage and Subrogation Anticipated	24 Total Net Losses and Expenses Unpaid	25 Number of Claims Outstanding Direct and Assumed
	13 Direct and Assumed	14 Ceded	15 Direct and Assumed	16 Ceded	17 Direct and Assumed	18 Ceded	19 Direct and Assumed	20 Ceded	21 Direct and Assumed	22 Ceded			
1. Prior.....													
2. 2002.....													
3. 2003.....													
4. 2004.....													
5. 2005.....													
6. 2006.....													
7. 2007.....													
8. 2008.....													
9. 2009.....													
10. 2010.....													
11. 2011.....													
12. Totals													

	Total Losses and Loss Expenses Incurred			Loss and Loss Expense Percentage (Incurred /Premiums Earned)			Nontabular Discount		34	Net Balance Sheet Reserves After Discount	
	26	27	28	29	30	31	32	33	Inter-Company Pooling Participation Percentage	35	36
	Direct and Assumed	Ceded	Net	Direct and Assumed	Ceded	Net	Loss	Loss Expense		Losses Unpaid	Loss Expenses Unpaid
1. Prior.....	XXX	XXX	XXX	XXX	XXX	XXX			XXX		
2. 2002.....											
3. 2003.....											
4. 2004.....											
5. 2005.....											
6. 2006.....											
7. 2007.....											
8. 2008.....											
9. 2009.....											
10. 2010.....											
11. 2011.....											
12. Totals	XXX	XXX	XXX	XXX	XXX	XXX			XXX		

ANNUAL STATEMENT FOR THE YEAR 2011 OF THE CRESTBROOK INSURANCE COMPANY

SCHEDULE P - PART 11 - SPECIAL PROPERTY (FIRE, ALLIED LINES, INLAND MARINE, EARTHQUAKE, BURGLARY AND THEFT)

(\$000 OMITTED)

Years in Which Premiums Were Earned and Losses Were Incurred	Premiums Earned			Loss and Loss Expense Payments								12
	1 Direct and Assumed	2 Ceded	3 Net (1 - 2)	Loss Payments		Defense and Cost Containment Payments		Adjusting and Other Payments		10 Salvage and Subrogation Received	11 Total Net Paid Cols (4 - 5 + 6 - 7 + 8 - 9)	Number of Claims Reported Direct and Assumed
				4	5	6	7	8	9			
				Direct and Assumed	Ceded	Direct and Assumed	Ceded	Direct and Assumed	Ceded			
1. Prior.....	XXX	XXX	XXX									XXX
2. 2010.....	54	54						2	2			XXX
3. 2011												XXX
4. Totals	XXX	XXX	XXX					2	2			XXX

	Losses Unpaid				Defense and Cost Containment Unpaid				Adjusting and Other Unpaid		23	24	25
	Case Basis		Bulk + IBNR		Case Basis		Bulk + IBNR						
	13	14	15	16	17	18	19	20	21	22			
	Direct and Assumed	Ceded	Direct and Assumed	Ceded	Direct and Assumed	Ceded	Direct and Assumed	Ceded	Direct and Assumed	Ceded			
1. Prior													
2. 2010													
3. 2011													
4. Totals													

	Total Losses and Loss Expenses Incurred			Loss and Loss Expense Percentage (Incurred /Premiums Earned)			Nontabular Discount		34 Inter-Company Pooling Participation Percentage	Net Balance Sheet Reserves After Discount	
	26	27	28	29	30	31	32	33		35	36
	Direct and Assumed	Ceded	Net	Direct and Assumed	Ceded	Net	Loss	Loss Expense		Losses Unpaid	Loss Expenses Unpaid
1. Prior.....	XXX	XXX	XXX	XXX	XXX	XXX			XXX		
2. 2010.....	2	2		3.9	3.9						
3. 2011											
4. Totals	XXX	XXX	XXX	XXX	XXX	XXX			XXX		

Schedule P - Part 1J - Auto Physical Damage

N O N E

Schedule P - Part 1K - Fidelity/Surety

N O N E

Schedule P - Part 1L - Other (Including Credit, Accident and Health)

N O N E

Schedule P - Part 1M - International

N O N E

Schedule P - Part 1N - Reinsurance - Nonproportional Assumed Property

N O N E

Schedule P - Part 1O - Reinsurance - Nonproportional Assumed Liability

N O N E

Schedule P - Part 1P - Reinsurance - Nonproportional Assumed Financial Lines

N O N E

Schedule P - Part 1R - Section 1 - Products Liability - Occurrence

N O N E

Schedule P - Part 1R - Section 2 - Products Liability - Claims-Made

N O N E

Schedule P - Part 1S - Financial Guaranty/Mortgage Guaranty

N O N E

Schedule P - Part 1T - Warranty

N O N E

Schedule P - Part 2A - Homeowners/Farmowners

N O N E

Schedule P - Part 2B - Private Passenger Auto Liability/Medical

N O N E

Schedule P - Part 2C - Commercial Auto/Truck Liability/Medical

N O N E

Schedule P - Part 2D - Workers' Compensation (Excluding Excess Workers' Compensation)

N O N E

Schedule P - Part 2E - Commercial Multiple Peril

N O N E

Schedule P - Part 2F - Section 1 - Medical Professional Liability - Occurrence

N O N E

Schedule P - Part 2F - Section 2 - Medical Professional Liability - Claims-Made

N O N E

Schedule P - Part 2G - Special Liability (Ocean Marine, Aircraft (all perils), Boiler and Machinery)

N O N E

Schedule P - Part 2H - Section 1 - Other Liability - Occurrence

N O N E

Schedule P - Part 2H - Section 2- Other Liability - Claims-Made

N O N E

Schedule P - Part 2I - Special Property

N O N E

Schedule P - Part 2J - Auto Physical Damage

N O N E

Schedule P - Part 2K - Fidelity/Surety

N O N E

Schedule P - Part 2L - Other (Including Credit, Accident and Health)

N O N E

Schedule P - Part 2M - International

N O N E

Schedule P - Part 2N - Reinsurance - Nonproportional Assumed Property

N O N E

Schedule P - Part 2O - Reinsurance - Nonproportional Assumed Liability

N O N E

Schedule P - Part 2P - Reinsurance - Nonproportional Assumed Financial Lines
N O N E

Schedule P - Part 2R - Section 1 - Products Liability - Occurrence
N O N E

Schedule P - Part 2R - Section 2 - Products Liability - Claims-Made
N O N E

Schedule P - Part 2S - Financial Guaranty/Mortgage Guaranty
N O N E

Schedule P - Part 2T - Warranty
N O N E

Schedule P - Part 3A - Homeowners/Farmowners
N O N E

Schedule P - Part 3B - Private Passenger Auto Liability/Medical
N O N E

Schedule P - Part 3C - Commercial Auto/Truck Liability/Medical
N O N E

Schedule P - Part 3D - Workers' Compensation (Excluding Excess Workers' Compensation)
N O N E

Schedule P - Part 3E - Commercial Multiple Peril
N O N E

Schedule P - Part 3F - Section 1 - Medical Professional Liability - Occurrence
N O N E

Schedule P - Part 3F - Section 2 - Medical Professional Liability - Claims-Made
N O N E

Schedule P - Part 3G - Special Liability
N O N E

Schedule P - Part 3H - Section 1 - Other Liability - Occurrence
N O N E

Schedule P - Part 3H - Section 2 - Other Liability - Claims-Made

NONE

Schedule P - Part 3I - Special Property

NONE

Schedule P - Part 3J - Auto Physical Damage

NONE

Schedule P - Part 3K - Fidelity/Surety

NONE

Schedule P - Part 3L - Other (Including Credit, Accident and Health)

NONE

Schedule P - Part 3M - International

NONE

Schedule P - Part 3N - Reinsurance - Nonproportional Assumed Property

NONE

Schedule P - Part 3O - Reinsurance - Nonproportional Assumed Liability

NONE

Schedule P - Part 3P - Reinsurance - Nonproportional Assumed Financial Lines

NONE

Schedule P - Part 3R - Section 1 - Product Liability - Occurrence

NONE

Schedule P - Part 3R - Section 2 - Product Liability - Claims-Made

NONE

Schedule P - Part 3S - Financial Guaranty/Mortgage Guaranty

NONE

Schedule P - Part 3T - Warranty

NONE

Schedule P - Part 4A - Homeowners/Farmowners

NONE

Schedule P - Part 4B - Private Passenger Auto Liability/Medical

NONE

Schedule P - Part 4C - Commercial Auto/Truck Liability/Medical

NONE

Schedule P - Part 4D - Workers' Compensation (Excluding Excess Workers' Compensation)

NONE

Schedule P - Part 4E - Commercial Multiple Peril

NONE

Schedule P - Part 4F - Section 1 - Medical Professional Liability - Occurrence

NONE

Schedule P - Part 4F - Section 2 - Medical Professional Liability - Claims-Made

NONE

Schedule P - Part 4G - Special Liability

NONE

Schedule P - Part 4H - Section 1 - Other Liability - Occurrence

NONE

Schedule P - Part 4H - Section 2 - Other Liability - Claims-Made

NONE

Schedule P - Part 4I - Special Property

NONE

Schedule P - Part 4J - Auto Physical Damage

NONE

Schedule P - Part 4K - Fidelity/Surety

NONE

Schedule P - Part 4L - Other (Including Credit, Accident and Health)

NONE

Schedule P - Part 4M - International

NONE

Schedule P - Part 4N - Reinsurance - Nonproportional Assumed Property
N O N E

Schedule P - Part 4O - Reinsurance - Nonproportional Assumed Liability
N O N E

Schedule P - Part 4P - Reinsurance - Nonproportional Assumed Financial Lines
N O N E

Schedule P - Part 4R - Section 1 - Products Liability - Occurrence
N O N E

Schedule P - Part 4R - Section 2 - Products Liability - Claims-Made
N O N E

Schedule P - Part 4S - Financial Guaranty/Mortgage Guaranty
N O N E

Schedule P - Part 4T - Warranty
N O N E

Schedule P - Part 5A - Homeowners/Farmowners - Section 1
N O N E

Schedule P - Part 5A - Homeowners/Farmowners - Section 2
N O N E

Schedule P - Part 5A - Homeowners/Farmowners - Section 3
N O N E

Schedule P - Part 5B - Private Passenger Auto Liability/Medical - Section 1
N O N E

Schedule P - Part 5B - Private Passenger Auto Liability/Medical - Section 2
N O N E

Schedule P - Part 5B - Private Passenger Auto Liability/Medical - Section 3
N O N E

Schedule P - Part 5C - Commercial Auto/Truck Liability/Medical - Section 1
N O N E

Schedule P - Part 5C - Commercial Auto/Truck Liability/Medical - Section 2

NONE

Schedule P - Part 5C - Commercial Auto/Truck Liability/Medical - Section 3

NONE

Schedule P-Part 5D-Workers' Compensation (Excluding Excess Workers' Compensation)-Section 1

NONE

Schedule P-Part 5D-Workers' Compensation (Excluding Excess Workers' Compensation)-Section 2

NONE

Schedule P-Part 5D-Workers' Compensation (Excluding Excess Workers' Compensation)-Section 3

NONE

Schedule P - Part 5E - Commercial Multiple Peril - Section 1

NONE

Schedule P - Part 5E - Commercial Multiple Peril - Section 2

NONE

Schedule P - Part 5E - Commercial Multiple Peril - Section 3

NONE

Schedule P - Part 5F - Medical Professional Liability - Occurrence - Section 1A

NONE

Schedule P - Part 5F - Medical Professional Liability - Occurrence - Section 2A

NONE

Schedule P - Part 5F - Medical Professional Liability - Occurrence - Section 3A

NONE

Schedule P - Part 5F - Medical Professional Liability - Claims-Made - Section 1B

NONE

Schedule P - Part 5F - Medical Professional Liability - Claims-Made - Section 2B

NONE

Schedule P - Part 5F - Medical Professional Liability - Claims-Made - Section 3B

NONE

Schedule P - Part 5H - Other Liability - Occurrence - Section 1A

NONE

Schedule P - Part 5H - Other Liability - Occurrence - Section 2A

NONE

Schedule P - Part 5H - Other Liability - Occurrence - Section 3A

NONE

Schedule P - Part 5H - Other Liability - Claims-Made - Section 1B

NONE

Schedule P - Part 5H - Other Liability - Claims-Made - Section 2B

NONE

Schedule P - Part 5H - Other Liability - Claims-Made - Section 3B

NONE

Schedule P - Part 5R - Products Liability - Occurrence - Section 1A

NONE

Schedule P - Part 5R - Products Liability - Occurrence - Section 2A

NONE

Schedule P - Part 5R - Products Liability - Occurrence - Section 3A

NONE

Schedule P - Part 5R - Products Liability - Claims-Made - Section 1B

NONE

Schedule P - Part 5R - Products Liability - Claims-Made - Section 2B

NONE

Schedule P - Part 5R - Products Liability - Claims-Made - Section 3B

NONE

Schedule P - Part 5T - Warranty - Section 1

NONE

Schedule P - Part 5T - Warranty - Section 2

NONE

Schedule P - Part 5T - Warranty - Section 3

NONE

Schedule P - Part 6C - Commercial Auto/Truck Liability/Medical - Section 1

NONE

Schedule P - Part 6C - Commercial Auto/Truck Liability/Medical - Section 2

NONE

Schedule P-Part 6D-Workers' Compensation (Excluding Excess Workers' Compensation)-Section 1

NONE

Schedule P-Part 6D-Workers' Compensation (Excluding Excess Workers' Compensation)-Section 2

NONE

Schedule P - Part 6E - Commercial Multiple Peril - Section 1

NONE

Schedule P - Part 6E - Commercial Multiple Peril - Section 2

NONE

Schedule P - Part 6H - Other Liability - Occurrence - Section 1A

NONE

Schedule P - Part 6H - Other Liability - Occurrence - Section 2A

NONE

Schedule P - Part 6H - Other Liability - Claims-Made - Section 1B

NONE

Schedule P - Part 6H - Other Liability - Claims-Made - Section 2B

NONE

Schedule P - Part 6M - International - Section 1

NONE

Schedule P - Part 6M - International - Section 2

NONE

Schedule P - Part 6N- Reinsurance A - Nonproportional Assumed Property - Section 1

NONE

Schedule P - Part 6N- Reinsurance A - Nonproportional Assumed Property - Section 2
N O N E

Schedule P - Part 6O - Reinsurance B - Nonproportional Liability - Section 1
N O N E

Schedule P - Part 6O - Reinsurance B - Nonproportional Assumed Liability - Section 2
N O N E

Schedule P - Part 6R - Products Liability - Occurrence - Section 1A
N O N E

Schedule P - Part 6R - Products Liability - Occurrence - Section 2A
N O N E

Schedule P - Part 6R - Products Liability - Claims-Made - Section 1B
N O N E

Schedule P - Part 6R - Products Liability - Claims-Made - Section 2B
N O N E

Schedule P - Part 7A - Section 1 - Primary Loss Sensitive Contracts
N O N E

Schedule P - Part 7A - Section 2 - Primary Loss Sensitive Contracts
N O N E

Schedule P - Part 7A - Section 3 - Primary Loss Sensitive Contracts
N O N E

Schedule P - Part 7A - Section 4 - Primary Loss Sensitive Contracts
N O N E

Schedule P - Part 7A - Section 5 - Primary Loss Sensitive Contracts
N O N E

Schedule P - Part 7B - Section 1 - Reinsurance Loss Sensitive Contracts
N O N E

Schedule P - Part 7B - Section 2 - Reinsurance Loss Sensitive Contracts
N O N E

Schedule P - Part 7B - Section 3 - Reinsurance Loss Sensitive Contracts

N O N E

Schedule P - Part 7B - Section 4 - Reinsurance Loss Sensitive Contracts

N O N E

Schedule P - Part 7B - Section 5 - Reinsurance Loss Sensitive Contracts

N O N E

Schedule P - Part 7B - Section 6 - Reinsurance Loss Sensitive Contracts

N O N E

Schedule P - Part 7B - Section 7 - Reinsurance Loss Sensitive Contracts

N O N E

SCHEDULE P INTERROGATORIES

1. The following questions relate to yet-to-be-issued Extended Reporting Endorsements (EREs) arising from Death, Disability, or Retirement (DDR) provisions in Medical Professional Liability Claims Made insurance policies. EREs provided for reasons other than DDR are not to be included.
- 1.1 Does the company issue Medical Professional Liability Claims Made insurance policies that provide tail (also known as an extended reporting endorsement, or “ERE”) benefits in the event of Death, Disability, or Retirement (DDR) at a reduced charge or at no additional cost? Yes [] No [X]
If the answer to question 1.1 is “no”, leave the following questions blank. If the answer to question 1.1 is “yes”, please answer the following questions:
- 1.2 What is the total amount of the reserve for that provision (DDR Reserve), as reported, explicitly or not, elsewhere in this statement (in dollars)?\$
- 1.3 Does the company report any DDR reserve as Unearned Premium Reserve per SSAP #65? Yes [] No []
- 1.4 Does the company report any DDR reserve as loss or loss adjustment expense reserve? Yes [] No []
- 1.5 If the company reports DDR reserve as Unearned Premium Reserve, does that amount match the figure on the Underwriting and Investment Exhibit, Part 1A – Recapitulation of all Premiums (Page 7) Column 2, Lines 11.1 plus 11.2? Yes [] No [] N/A []
- 1.6 If the company reports DDR reserve as loss or loss adjustment expense reserve, please complete the following table corresponding to where these reserves are reported in Schedule P:

Years in Which Premiums Were Earned and Losses Were Incurred	DDR Reserve Included in Schedule P, Part 1F, Medical Professional Liability Column 24: Total Net Losses and Expenses Unpaid	
	1 Section 1: Occurrence	2 Section 2: Claims-Made
1.601 Prior		
1.602 2002		
1.603 2003		
1.604 2004		
1.605 2005		
1.606 2006		
1.607 2007		
1.608 2008		
1.609 2009		
1.610 2010		
1.611 2011.....		
1.612 Totals		

2. The definition of allocated loss adjustment expenses (ALAE) and, therefore, unallocated loss adjustment expenses (ULAE) was changed effective January 1, 1998. This change in definition applies to both paid and unpaid expenses. Are these expenses (now reported as “Defense and Cost Containment” and “Adjusting and Other”) reported in compliance with these definitions in this statement? Yes [X] No []
3. The Adjusting and Other expense payments and reserves should be allocated to the years in which the losses were incurred based on the number of claims reported, closed and outstanding in those years. When allocating Adjusting and Other expense between companies in a group or a pool, the Adjusting and Other expense should be allocated in the same percentage used for the loss amounts and the claim counts. For reinsurers, Adjusting and Other expense assumed should be reported according to the reinsurance contract. For Adjusting and Other expense incurred by reinsurers, or in those situations where suitable claim count information is not available, Adjusting and Other expense should be allocated by a reasonable method determined by the company and described in Interrogatory 7, below. Are they so reported in this Statement? Yes [X] No []
4. Do any lines in Schedule P include reserves that are reported gross of any discount to present value of future payments, and that are reported net of such discounts on Page 10? Yes [] No [X]

If yes, proper disclosure must be made in the Notes to Financial Statements, as specified in the Instructions. Also, the discounts must be reported in Schedule P - Part 1, Columns 32 and 33. Schedule P must be completed gross of non-tabular discounting. Work papers relating to discount calculations must be available for examination upon request.
Discounting is allowed only if expressly permitted by the state insurance department to which this Annual Statement is being filed.
5. What were the net premiums in force at the end of the year for:
(in thousands of dollars)

5.1 Fidelity
5.2 Surety
6. Claim count information is reported per claim or per claimant (Indicate which).per claim.....
If not the same in all years, explain in Interrogatory 7.
- 7.1 The information provided in Schedule P will be used by many persons to estimate the adequacy of the current loss and expense reserves, among other things. Are there any especially significant events, coverage, retention or accounting changes that have occurred that must be considered when making such analyses? Yes [] No [X]
- 7.2 (An extended statement may be attached.)
.....

SCHEDULE T - PART 2
INTERSTATE COMPACT - EXHIBIT OF PREMIUMS WRITTEN

Allocated by States and Territories

		Direct Business Only					
		1	2	3	4	5	6
States, Etc.		Life (Group and Individual)	Annuities (Group and Individual)	Disability Income (Group and Individual)	Long-Term Care (Group and Individual)	Deposit-Type Contracts	Totals
1.	Alabama	AL					
2.	Alaska	AK					
3.	Arizona	AZ					
4.	Arkansas	AR					
5.	California	CA					
6.	Colorado	CO					
7.	Connecticut	CT					
8.	Delaware	DE					
9.	District of Columbia	DC					
10.	Florida	FL					
11.	Georgia	GA					
12.	Hawaii	HI					
13.	Idaho	ID					
14.	Illinois	IL					
15.	Indiana	IN					
16.	Iowa	IA					
17.	Kansas	KS					
18.	Kentucky	KY					
19.	Louisiana	LA					
20.	Maine	ME					
21.	Maryland	MD					
22.	Massachusetts	MA					
23.	Michigan	MI					
24.	Minnesota	MN					
25.	Mississippi	MS					
26.	Missouri	MO					
27.	Montana	MT					
28.	Nebraska	NE					
29.	Nevada	NV					
30.	New Hampshire	NH					
31.	New Jersey	NJ					
32.	New Mexico	NM					
33.	New York	NY					
34.	North Carolina	NC					
35.	North Dakota	ND					
36.	Ohio	OH					
37.	Oklahoma	OK					
38.	Oregon	OR					
39.	Pennsylvania	PA					
40.	Rhode Island	RI					
41.	South Carolina	SC					
42.	South Dakota	SD					
43.	Tennessee	TN					
44.	Texas	TX					
45.	Utah	UT					
46.	Vermont	VT					
47.	Virginia	VA					
48.	Washington	WA					
49.	West Virginia	WV					
50.	Wisconsin	WI					
51.	Wyoming	WY					
52.	American Samoa	AS					
53.	Guam	GU					
54.	Puerto Rico	PR					
55.	U.S. Virgin Islands	VI					
56.	Northern Mariana Islands	MP					
57.	Canada	CN					
58.	Aggregate Other Alien	OT					
59.	Total						

NONE

ANNUAL STATEMENT FOR THE YEAR 2011 OF THE CRESTBROOK INSURANCE COMPANY

SCHEDULE Y

PART 1A - DETAIL OF INSURANCE HOLDING COMPANY SYSTEM

1	2	3	4	5	6	7	8	9	10	11	12	13	14	15
Group Code	Group Name	NAIC Company Code	Federal ID Number	Federal RSSD	CIK	Name of Securities Exchange if Publicly Traded (U.S. or International)	Names of Parent, Subsidiaries Or Affiliates	Domi-ciliary Location	Relationship to Reporting Entity	Directly Controlled by (Name of Entity/Person)	Type of Control (Ownership, Board, Management, Attorney-in-Fact, Influence, Other)	If Control is Owner-ship Provide Percen-tage	Ultimate Controlling Entity(ies)/Person(s)	*
...0140	Nationwide		31-1486309				10 W. Nationwide, LLC	OH	NIA	Nationwide Realty Investors, Ltd.	Ownership	100.000	Nationwide Mutual Insurance Company	
...0140	Nationwide		31-1486309				101 N. Twentieth St, LLC	OH	NIA	Nationwide Realty Investors, Ltd.	Ownership	100.000	Nationwide Mutual Insurance Company	
...0140	Nationwide		31-1733036				120 Acre Partners, LLC	DE	NIA	Nationwide Realty Investors, Ltd.	Ownership	95.000	Nationwide Mutual Insurance Company	
							Nationwide Mutual Insurance Company							
...0140	Nationwide		26-2451988				1492 Capital, LLC	OH	NIA		Ownership	100.000	Nationwide Mutual Insurance Company	
...0140	Nationwide		20-1347603				180 E. Broad Partners, LLC	OH	NIA	Nationwide Realty Investors, Ltd.	Ownership	33.330	Nationwide Mutual Insurance Company	1
...0140	Nationwide						3Stone Inflection Fund, LLC	DE	OTH	Other non-Nationwide	n/a	0.000	Other non-Nationwide	
...0140	Nationwide		31-1580283				400 West Nationwide Boulevard, LLC	OH	NIA	NWD Investments, LLC	Ownership	100.000	Nationwide Mutual Insurance Company	
...0140	Nationwide		31-1580283				425 West Nationwide Boulevard, LLC	OH	NIA	NWD Investments, LLC	Ownership	100.000	Nationwide Mutual Insurance Company	
...0140	Nationwide		31-1486309				44 Chestnut, LLC	OH	NIA	Nationwide Realty Investors, Ltd.	Ownership	100.000	Nationwide Mutual Insurance Company	
...0140	Nationwide		20-4939866				775 Yard Street Restaurant, LLC	OH	NIA	NRI Equity Land Investments, LLC	Ownership	100.000	Nationwide Mutual Insurance Company	
...0140	Nationwide		20-4939866				775 Yard Street, LLC	OH	NIA	NRI Equity Land Investments, LLC	Ownership	100.000	Nationwide Mutual Insurance Company	
...0140	Nationwide		20-4939866				800 Bobcat Avenue, LLC	OH	NIA	NRI Equity Land Investments, LLC	Ownership	100.000	Nationwide Mutual Insurance Company	
...0140	Nationwide		20-4939866				805 Bobcat Avenue, LLC	OH	NIA	NRI Equity Land Investments, LLC	Ownership	100.000	Nationwide Mutual Insurance Company	
...0140	Nationwide		20-4939866				850 Goodale Blvd., LLC	OH	NIA	NRI Equity Land Investments, LLC	Ownership	100.000	Nationwide Mutual Insurance Company	
...0140	Nationwide		31-1680808				AD Investments, LLC	OH	NIA	Nationwide Realty Investors, Ltd.	Ownership	60.000	Nationwide Mutual Insurance Company	1
...0140	Nationwide		31-1580283				ADTV, LLC	OH	NIA	NWD Investments, LLC	Ownership	100.000	Nationwide Mutual Insurance Company	
							Nationwide Advantage Mortgage							
...0140	Nationwide		52-2227314				AGMC Reinsurance, Ltd.	Turk/Caic	JA	Company	Ownership	100.000	Nationwide Mutual Insurance Company	
...0140	Nationwide		42-1011300				ALLIED General Agency Company	JA	JA	AMCO Insurance Company	Ownership	100.000	Nationwide Mutual Insurance Company	
							Nationwide Mutual Insurance Company							
...0140	Nationwide		42-0958655				ALLIED Group, Inc.	JA	NIA		Ownership	100.000	Nationwide Mutual Insurance Company	
							ALLIED Insurance Company of America (fka Atlantic Floridian Insurance Company)			Nationwide Mutual Insurance Company				
...0140	Nationwide	10127	27-0114983				ALLIED Property and Casualty Insurance Company	OH	JA		Ownership	100.000	Nationwide Mutual Insurance Company	
...0140	Nationwide	45279	42-1201931				ALLIED Texas Agency, Inc.	JA	JA	ALLIED Group, Inc.	Ownership	100.000	Nationwide Mutual Insurance Company	
...0140	Nationwide		42-1527863				AMCO Insurance Company	TX	JA	AMCO Insurance Company	Ownership	100.000	Nationwide Mutual Insurance Company	
...0140	Nationwide	19100	42-6054959				AMCO Insurance Company	JA	JA	ALLIED Group, Inc.	Ownership	100.000	Nationwide Mutual Insurance Company	
							Nationwide Mutual Insurance Company							
...0140	Nationwide		59-1031596				American Marine Underwriters, Inc.	FL	JA		Ownership	100.000	Nationwide Mutual Insurance Company	
...0140	Nationwide		31-1580283				Arena District CA I, LLC	OH	NIA	NWD Investments, LLC	Ownership	100.000	Nationwide Mutual Insurance Company	
...0140	Nationwide		90-0280710				Arena District Owners Association	OH	OTH	Other non-Nationwide	n/a	0.000	Other non-Nationwide	
...0140	Nationwide		31-1580283				Arena Theatres, LLC	OH	NIA	NWD Investments, LLC	Ownership	100.000	Nationwide Mutual Insurance Company	
...0140	Nationwide						Artessa at Quarry Village, LLC	TX	OTH	Other non-Nationwide	n/a	0.000	Other non-Nationwide	
...0140	Nationwide		31-1486309				Atkins Circle I, LLC	OH	NIA	NRI Communities, Ltd.	Ownership	100.000	Nationwide Mutual Insurance Company	
...0140	Nationwide		31-1486309				Atkins Circle II, LLC	OH	NIA	NRI Communities, Ltd.	Ownership	100.000	Nationwide Mutual Insurance Company	
							Nationwide Mutual Insurance Company							
...0140	Nationwide						BCCS Investment Fund LLC	DE	OTH		Ownership	100.000	Nationwide Mutual Insurance Company	
...0140	Nationwide		31-1486309				Beckett Ridge Communities, LLC	OH	NIA	NRI Communities, Ltd.	Ownership	100.000	Nationwide Mutual Insurance Company	
							Boulevard Inn Limited Liability Company							
...0140	Nationwide		31-1184438				Company	OH	NIA	Nationwide Realty Investors, Ltd.	Ownership	94.800	Nationwide Mutual Insurance Company	
...0140	Nationwide		31-1555487				Broad Street Retail, LLC	DE	NIA	Nationwide Realty Investors, Ltd.	Ownership	60.000	Nationwide Mutual Insurance Company	
							Nationwide Mutual Insurance Company							
...0140	Nationwide						Brooke School Investment Fund, LLC	DE	OTH		Ownership	100.000	Nationwide Mutual Insurance Company	
							Nationwide Mutual Insurance Company				Limited partner /no control			
...0140	Nationwide						CHP New Market Investment Fund, LLC	OH	OTH			50.000	other non-Nationwide	
...0140	Nationwide		20-1618232				CNRI-Cannonsport Condominium, LLC	OH	NIA	CNRI-Cannonsport, LLC	Ownership	100.000	Nationwide Mutual Insurance Company	
...0140	Nationwide		20-1618232				CNRI-Cannonsport, LLC	OH	NIA	Nationwide Realty Investors, Ltd.	Ownership	100.000	Nationwide Mutual Insurance Company	
...0140	Nationwide						Co-investment Fund, LLC	DE	OTH	Other non-Nationwide	n/a	0.000	Other non-Nationwide	

ANNUAL STATEMENT FOR THE YEAR 2011 OF THE CRESTBROOK INSURANCE COMPANY

SCHEDULE Y

PART 1A - DETAIL OF INSURANCE HOLDING COMPANY SYSTEM

1	2	3	4	5	6	7	8	9	10	11	12	13	14	15
Group Code	Group Name	NAIC Company Code	Federal ID Number	Federal RSSD	CIK	Name of Securities Exchange if Publicly Traded (U.S. or International)	Names of Parent, Subsidiaries Or Affiliates	Domi-ciliary Location	Relationship to Reporting Entity	Directly Controlled by (Name of Entity/Person)	Type of Control (Ownership, Board, Management, Attorney-in-Fact, Influence, Other)	If Control is Owner-ship Provide Per-centage	Ultimate Controlling Entity(ies)/Person(s)	*
...0140	Nationwide	29262	74-1061659				Colonial County Mutual Insurance Company	TX	JA	Other non-Nationwide	contract	0.000	Other non-Nationwide	
...0140	Nationwide		04-3750770				Continental/North Shore I, L.P.	OH	NIA	Continental/NRI North Shore Investments, LLC	Ownership	100.000	Nationwide Mutual Insurance Company	1
...0140	Nationwide		20-0366090				Continental/North Shore II, L.P.	OH	NIA	Continental/NRI North Shore Investments, LLC	Ownership	100.000	Nationwide Mutual Insurance Company	1
...0140	Nationwide		20-0142724				Continental/NRI North Shore Investments, LLC	OH	NIA	Nationwide Realty Investors, Ltd.	Ownership	50.500	Nationwide Mutual Insurance Company	1
...0140	Nationwide						Cotton Mill Partners, LLC	VA	OTH	Nationwide Mutual Insurance Company	Limited partner /no control	2.000	other non-Nationwide	
...0140	Nationwide	18961	68-0066866				Crestbrook Insurance Company	OH		Nationwide Mutual Insurance Company	Ownership	100.000	Nationwide Mutual Insurance Company	
...0140	Nationwide		31-1486309				Crewville, Ltd.	OH	NIA	Nationwide Realty Investors, Ltd.	Ownership	100.000	Nationwide Mutual Insurance Company	
...0140	Nationwide	42587	42-1207150				Depositors Insurance Company	JA	JA	ALLIED Group, Inc.	Ownership	100.000	Nationwide Mutual Insurance Company	
...0140	Nationwide		33-0096671				DVM Insurance Agency, Inc.	CA	JA	Veterinary Pet Insurance Company	Ownership	100.000	Nationwide Mutual Insurance Company	
...0140	Nationwide		20-1945276				East of Madison, LLC	DE	NIA	120 Acre Partners, Ltd.	Ownership	24.910	Nationwide Mutual Insurance Company	1
...0140	Nationwide		31-1486309				Easton Communities II, LLC	OH	NIA	NRI Communities, Ltd.	Ownership	100.000	Nationwide Mutual Insurance Company	
...0140	Nationwide		31-1486309				Easton Communities, LLC	OH	NIA	NRI Communities, Ltd.	Ownership	100.000	Nationwide Mutual Insurance Company	
...0140	Nationwide						ELH Investment LLC	DE	OTH	Nationwide Mutual Insurance Company	Other	0.000	Nationwide Mutual Insurance Company	2
...0140	Nationwide	13838	42-0618271				Farmland Mutual Insurance Company	JA	JA	Other non-Nationwide	debt	0.000	Other non-Nationwide	
...0140	Nationwide	22209	75-6013587				Freedom Specialty Insurance Company (fka Atlantic Insurance Company)	OH	JA	Scottsdale Insurance Company	Ownership	100.000	Nationwide Mutual Insurance Company	
...0140	Nationwide						Gartmore Riverview Diversified Opportunities, LLC	DE	OTH	Nationwide Mutual Insurance Company	Ownership	0.000	Nationwide Mutual Insurance Company	1
...0140	Nationwide						Gartmore Riverview Diversified Opportunities, LLC	DE	OTH	Nationwide Mutual Fire Insurance Company	Ownership	0.000	Nationwide Mutual Insurance Company	1
...0140	Nationwide						Gartmore Riverview Diversified Opportunities, LLC	DE	OTH	Nationwide Life Insurance Company	Ownership	0.000	Nationwide Mutual Insurance Company	1
...0140	Nationwide		31-4187660				Gates McDonald of Ohio, LLC	OH	NIA	Nationwide Better Health Holding Company, LLC	Ownership	100.000	Nationwide Mutual Insurance Company	
...0140	Nationwide		13-4933584				Gates, McDonald & Company of New York, Inc.	NY	NIA	Gates McDonald of Ohio, LLC	Ownership	100.000	Nationwide Mutual Insurance Company	
...0140	Nationwide		76-0810957				GatesMcDonald DTAO, LLC	OH	NIA	Gates McDonald of Ohio, LLC	Ownership	100.000	Nationwide Mutual Insurance Company	
...0140	Nationwide		76-0810958				GatesMcDonald DTC, LLC	OH	NIA	Gates McDonald of Ohio, LLC	Ownership	100.000	Nationwide Mutual Insurance Company	
...0140	Nationwide		31-1478706				GatesMcDonald Health Plus, LLC	OH	NIA	Gates McDonald of Ohio, LLC	Ownership	100.000	Nationwide Mutual Insurance Company	
...0140	Nationwide		20-4939866				Grandview Yard Hotel Holdings, LLC	OH	NIA	NRI Equity Land Investments, LLC	Ownership	100.000	Nationwide Mutual Insurance Company	
...0140	Nationwide		20-4939866				Grandview Yard Hotel, LLC	OH	NIA	Grandview Yard Hotel Holdings, LLC	Ownership	100.000	Nationwide Mutual Insurance Company	
...0140	Nationwide		31-1486309				Harris Blvd. Communities I, LLC	OH	NIA	NRI Communities, Ltd.	Ownership	100.000	Nationwide Mutual Insurance Company	
...0140	Nationwide		32-0051216				Hideaway Properties Corp.	CA	OTH	Nationwide Realty Investors, Ltd.	Ownership	50.000	Nationwide Mutual Insurance Company	1
...0140	Nationwide		31-0871532				Insurance Intermediaries, Inc.	OH	JA	Nationwide Mutual Insurance Company	Ownership	100.000	Nationwide Mutual Insurance Company	
...0140	Nationwide		31-1486309				Jerome Village Company, LLC	OH	NIA	Nationwide Realty Investors, Ltd.	Ownership	100.000	Nationwide Mutual Insurance Company	
...0140	Nationwide		31-1486309				Jerome Village Master Property Owners Association	OH	NIA	Jerome Village Company, LLC	Ownership	100.000	Nationwide Mutual Insurance Company	
...0140	Nationwide		31-1486309				Jerome Village Residential Property Owners Association, Inc.	OH	NIA	Jerome Village Company, LLC	Ownership	100.000	Nationwide Mutual Insurance Company	
...0140	Nationwide						Leaguers Investment Fund LLC	DE	OTH	Nationwide Mutual Insurance Company	Other	0.000	Nationwide Mutual Insurance Company	2
...0140	Nationwide		56-3789189				Life REO Holdings, LLC	OH	NIA	Nationwide Life Insurance Company	Ownership	100.000	Nationwide Mutual Insurance Company	

ANNUAL STATEMENT FOR THE YEAR 2011 OF THE CRESTBROOK INSURANCE COMPANY

SCHEDULE Y

PART 1A - DETAIL OF INSURANCE HOLDING COMPANY SYSTEM

1	2	3	4	5	6	7	8	9	10	11	12	13	14	15
Group Code	Group Name	NAIC Company Code	Federal ID Number	Federal RSSD	CIK	Name of Securities Exchange if Publicly Traded (U.S. or International)	Names of Parent, Subsidiaries Or Affiliates	Domi-ciliary Location	Relationship to Reporting Entity	Directly Controlled by (Name of Entity/Person)	Type of Control (Ownership, Board, Management, Attorney-in-Fact, Influence, Other)	If Control is Owner-ship Provide Percen-tage	Ultimate Controlling Entity(ies)/Person(s)	*
...0140 ...	Nationwide		56-3789187				Life REO Holdings, LLC	OH	NIA	Nationwide Life Insurance Company ..	Ownership.....	100.000	Nationwide Mutual Insurance Company
...0140 ...	Nationwide		74-1395229				Lone Star General Agency, Inc.	TX	JA	Nationwide Mutual Insurance Company	Ownership.....	100.000	Nationwide Mutual Insurance Company
...0140 ...	Nationwide						Match School Investment Fund, LLC ...	DE	OTH	Nationwide Mutual Insurance Company	Ownership.....	100.000	Nationwide Mutual Insurance Company
...0140 ...	Nationwide		31-1486309				Maxtown Communities, LLC	DE	NIA	NRI Communities, Ltd.	Ownership.....	100.000	Nationwide Mutual Insurance Company
...0140 ...	Nationwide		31-1486309				Maxtown Retail, LLC	OH	NIA	NRI Communities, Ltd.	Ownership.....	100.000	Nationwide Mutual Insurance Company
...0140 ...	Nationwide	11991	38-0865250				National Casualty Company	WI	JA	Nationwide Mutual Insurance Company	Ownership.....	100.000	Nationwide Mutual Insurance Company
							National Casualty Company of America, Ltd.	GB	JA	National Casualty Company	Ownership.....	100.000	Nationwide Mutual Insurance Company
...0140 ...	Nationwide		42-1154244				Nationwide Advantage Mortgage Company	JA	NIA	AMCO Insurance Company	Ownership.....	87.300	Nationwide Mutual Insurance Company
...0140 ...	Nationwide		42-1154244				Nationwide Advantage Mortgage Company	JA	NIA	ALLIED Property & Casualty Insurance Company	Ownership.....	8.470	Nationwide Mutual Insurance Company
...0140 ...	Nationwide		42-1154244				Nationwide Advantage Mortgage Company	JA	NIA	Depositors Insurance Company	Ownership.....	4.230	Nationwide Mutual Insurance Company
...0140 ...	Nationwide	26093	48-0470690				Nationwide Affinity Insurance Company of America	OH	JA	Nationwide Mutual Insurance Company	Ownership.....	100.000	Nationwide Mutual Insurance Company
...0140 ...	Nationwide	28223	42-1015537				Nationwide Agribusiness Insurance Company	JA	JA	Nationwide Mutual Insurance Company	Ownership.....	100.000	Nationwide Mutual Insurance Company
...0140 ...	Nationwide		20-5976272				Nationwide Alternative Investments, LLC	OH	NIA	Nationwide Mutual Insurance Company	Ownership.....	100.000	Nationwide Mutual Insurance Company
...0140 ...	Nationwide		31-1578869				Nationwide Arena, LLC	OH	NIA	Nationwide Mutual Insurance Company	Ownership.....	90.000	Nationwide Mutual Insurance Company
...0140 ...	Nationwide		20-8670712				Nationwide Asset Management, LLC	OH	NIA	Nationwide Mutual Insurance Company	Ownership.....	100.000	Nationwide Mutual Insurance Company
...0140 ...	Nationwide		20-8670712				Nationwide Asset Management, LLC	OH	NIA	Nationwide Mutual Insurance Company	Ownership.....	100.000	Nationwide Mutual Insurance Company
...0140 ...	Nationwide	10723	95-0639970				Nationwide Assurance Company	WI	JA	Nationwide Mutual Insurance Company	Ownership.....	100.000	Nationwide Mutual Insurance Company
...0140 ...	Nationwide		31-1592130	2729677			Nationwide Bank	FED	OTH	Nationwide Financial Services, Inc.	Ownership.....	100.000	Nationwide Mutual Insurance Company
...0140 ...	Nationwide		52-1776258				Nationwide Better Health (Ohio), LLC	OH	NIA	Nationwide Better Health Holding Company, LLC	Ownership.....	100.000	Nationwide Mutual Insurance Company
...0140 ...	Nationwide		11-3766032				Nationwide Better Health Holding Company, LLC	OH	NIA	Nationwide Corporation	Ownership.....	75.000	Nationwide Mutual Insurance Company
...0140 ...	Nationwide		11-3766032				Nationwide Better Health Holding Company, LLC	OH	NIA	Nationwide Mutual Fire Insurance Company	Ownership.....	25.000	Nationwide Mutual Insurance Company
...0140 ...	Nationwide		31-1036287				Nationwide Cash Management Company ...	OH	NIA	Nationwide Mutual Insurance Company	Ownership.....	100.000	Nationwide Mutual Insurance Company
...0140 ...	Nationwide		31-1752320				Nationwide Community Development Corporation, LLC	OH	NIA	Nationwide Life Insurance Company ..	Ownership.....	67.000	Nationwide Mutual Insurance Company
...0140 ...	Nationwide		31-1752320				Nationwide Community Development Corporation, LLC	OH	NIA	Nationwide Indemnity Company	Ownership.....	33.000	Nationwide Mutual Insurance Company
...0140 ...	Nationwide						Nationwide Community Development Corporation, LLC		NIA	Nationwide Life Insurance Company,	Ownership.....	67.000	Nationwide Mutual Insurance Company
...0140 ...	Nationwide						Nationwide Community Development Corporation, LLC		NIA	Nationwide Indemnity Company	Ownership.....	33.000	Nationwide Mutual Insurance Company
...0140 ...	Nationwide		31-4416546				Nationwide Corporation	OH	NIA	Nationwide Mutual Insurance Company	Ownership.....	95.200	Nationwide Mutual Insurance Company

ANNUAL STATEMENT FOR THE YEAR 2011 OF THE CRESTBROOK INSURANCE COMPANY

SCHEDULE Y

PART 1A - DETAIL OF INSURANCE HOLDING COMPANY SYSTEM

1	2	3	4	5	6	7	8	9	10	11	12	13	14	15
Group Code	Group Name	NAIC Company Code	Federal ID Number	Federal RSSD	CIK	Name of Securities Exchange if Publicly Traded (U.S. or International)	Names of Parent, Subsidiaries Or Affiliates	Domiciliary Location	Relationship to Reporting Entity	Directly Controlled by (Name of Entity/Person)	Type of Control (Ownership, Board, Management, Attorney-in-Fact, Influence, Other)	If Control is Ownership Provide Percentage	Ultimate Controlling Entity(ies)/Person(s)	*
...0140 ...	Nationwide		31-4416546				Nationwide Corporation	OH	NIA.....	Nationwide Mutual Fire Insurance Company	Ownership.....	...4.800	Nationwide Mutual Insurance Company	
...0140 ...	Nationwide		04-3679407				Nationwide Emerging Managers, LLC	DE	NIA.....	Nationwide SA Capital Trust	Ownership.....	...100.000	Nationwide Mutual Insurance Company	
...0140 ...	Nationwide		05-0630007				Nationwide Exclusive Agent Risk Purchasing Group, LLC	OH	NIA.....	Insurance Intermediaries, Inc.	Ownership.....	...100.000	Nationwide Mutual Insurance Company	
...0140 ...	Nationwide		31-1667326				Nationwide Financial Assignment Company	OH	NIA.....	Nationwide Life Insurance Company ..	Ownership.....	...100.000	Nationwide Mutual Insurance Company	
...0140 ...	Nationwide		23-2412039				Nationwide Financial General Agency, Inc.	PA	NIA.....	NFS Distributors, Inc.	Ownership.....	...100.000	Nationwide Mutual Insurance Company	
...0140 ...	Nationwide		31-1316276				Nationwide Financial Institution Distributors Agency, Inc.	DE	NIA.....	NFS Distributors, Inc.	Ownership.....	...100.000	Nationwide Mutual Insurance Company	
...0140 ...	Nationwide		31-6554353				Nationwide Financial Services Capital Trust	DE	NIA.....	Nationwide Financial Services, Inc.	Ownership.....	...100.000	Nationwide Mutual Insurance Company	
...0140 ...	Nationwide		31-1486870				Nationwide Financial Services, Inc.	DE	NIA.....	Nationwide Corporation	Ownership.....	...100.000	Nationwide Mutual Insurance Company	
...0140 ...	Nationwide		80-0081970				Nationwide Financial Structured Products, LLC	OH	NIA.....	Nationwide Financial Services, Inc.	Ownership.....	...100.000	Nationwide Mutual Insurance Company	
...0140 ...	Nationwide		52-6969857				Nationwide Fund Advisors	DE	NIA.....	Nationwide Financial Services, Inc.	Ownership.....	...100.000	Nationwide Mutual Insurance Company	
...0140 ...	Nationwide		31-1748721				Nationwide Fund Distributors LLC	DE	NIA.....	NFS Distributors, Inc.	Ownership.....	...100.000	Nationwide Mutual Insurance Company	
...0140 ...	Nationwide		31-0900518				Nationwide Fund Management LLC	DE	NIA.....	NFS Distributors, Inc.	Ownership.....	...100.000	Nationwide Mutual Insurance Company	
...0140 ...	Nationwide23760	31-4425763				Nationwide General Insurance Company	OH	JA.....	Nationwide Mutual Insurance Company	Ownership.....	...100.000	Nationwide Mutual Insurance Company	
...0140 ...	Nationwide		31-1570938				Nationwide Global Holdings, Inc.	OH	NIA.....	Nationwide Corporation	Ownership.....	...100.000	Nationwide Mutual Insurance Company	
...0140 ...	Nationwide		04-3732385				Nationwide Global Ventures, Inc.	DE	NIA.....	Nationwide Asset Management Holdings, Inc.	Ownership.....	...100.000	Nationwide Mutual Insurance Company	
...0140 ...	Nationwide		31-1399201				Nationwide Indemnity Company	OH	JA.....	Nationwide Mutual Insurance Company	Ownership.....	...100.000	Nationwide Mutual Insurance Company	
...0140 ...	Nationwide25453	95-2130882				Nationwide Insurance Company of America	WI	JA.....	ALLIED Group, Inc.	Ownership.....	...100.000	Nationwide Mutual Insurance Company	
...0140 ...	Nationwide10948	31-1613686				Nationwide Insurance Company of Florida	OH	JA.....	Nationwide Mutual Insurance Company	Ownership.....	...100.000	Nationwide Mutual Insurance Company	
...0140 ...	Nationwide		31-6022301				Nationwide Insurance Foundation	OH	OTH.....	Other non-Nationwide	n/a0.000	Other non-Nationwide	
...0140 ...	Nationwide		41-2206199				Nationwide Investment Advisors, LLC ..	OH	NIA.....	Nationwide Life Insurance Company ..	Ownership.....	...100.000	Nationwide Mutual Insurance Company	
...0140 ...	Nationwide		73-0988442				Nationwide Investment Services Corporation	OK	NIA.....	Nationwide Life Insurance Company ..	Ownership.....	...100.000	Nationwide Mutual Insurance Company	
...0140 ...	Nationwide92657	31-1000740				Nationwide Life and Annuity Insurance Company	OH	JA.....	Nationwide Life Insurance Company ..	Ownership.....	...100.000	Nationwide Mutual Insurance Company	
...0140 ...	Nationwide66869	31-4156830				Nationwide Life Insurance Company	OH	JA.....	Nationwide Financial Services, Inc.	Ownership.....	...100.000	Nationwide Mutual Insurance Company	
...0140 ...	Nationwide		13-4212969				Nationwide Life Tax Credit Partners 2002-A, LLC	OH	NIA.....	Nationwide Life Insurance Company ..	Other.....	...0.000	Nationwide Mutual Insurance Company2
...0140 ...	Nationwide		01-0749754				Nationwide Life Tax Credit Partners 2002-B, LLC	OH	NIA.....	Nationwide Life Insurance Company ..	Other.....	...0.000	Nationwide Mutual Insurance Company2
...0140 ...	Nationwide		03-0498148				Nationwide Life Tax Credit Partners 2002-C, LLC	OH	NIA.....	Nationwide Life Insurance Company ..	Other.....	...0.000	Nationwide Mutual Insurance Company2
...0140 ...	Nationwide		54-2113175				Nationwide Life Tax Credit Partners 2003-A, LLC	OH	NIA.....	Nationwide Life Insurance Company ..	Other.....	...0.000	Nationwide Mutual Insurance Company2
...0140 ...	Nationwide		58-2672725				Nationwide Life Tax Credit Partners 2003-B, LLC	OH	NIA.....	Nationwide Life Insurance Company ..	Other.....	...0.000	Nationwide Mutual Insurance Company2
...0140 ...	Nationwide		20-0357951				Nationwide Life Tax Credit Partners 2003-C, LLC	OH	NIA.....	Nationwide Life Insurance Company ..	Other.....	...0.000	Nationwide Mutual Insurance Company2

ANNUAL STATEMENT FOR THE YEAR 2011 OF THE CRESTBROOK INSURANCE COMPANY

SCHEDULE Y

PART 1A - DETAIL OF INSURANCE HOLDING COMPANY SYSTEM

1	2	3	4	5	6	7	8	9	10	11	12	13	14	15
Group Code	Group Name	NAIC Company Code	Federal ID Number	Federal RSSD	CIK	Name of Securities Exchange if Publicly Traded (U.S. or International)	Names of Parent, Subsidiaries Or Affiliates	Domiciliary Location	Relationship to Reporting Entity	Directly Controlled by (Name of Entity/Person)	Type of Control (Ownership, Board, Management, Attorney-in-Fact, Influence, Other)	If Control is Ownership Provide Percentage	Ultimate Controlling Entity(ies)/Person(s)	*
...0140	Nationwide		20-0382144				Nationwide Life Tax Credit Partners 2004-A, LLC	OH	NIA	Nationwide Life Insurance Company	Other	0.000	Nationwide Mutual Insurance Company	2
...0140	Nationwide		20-0745944				Nationwide Life Tax Credit Partners 2004-B, LLC	OH	NIA	Nationwide Life Insurance Company	Other	0.000	Nationwide Mutual Insurance Company	2
...0140	Nationwide		20-0745965				Nationwide Life Tax Credit Partners 2004-C, LLC	OH	NIA	Nationwide Life Insurance Company	Other	0.000	Nationwide Mutual Insurance Company	2
...0140	Nationwide		20-1128408				Nationwide Life Tax Credit Partners 2004-D, LLC	OH	NIA	Nationwide Life Insurance Company	Other	0.000	Nationwide Mutual Insurance Company	2
...0140	Nationwide		20-1128472				Nationwide Life Tax Credit Partners 2004-E, LLC	OH	NIA	Nationwide Life Insurance Company	Other	0.000	Nationwide Mutual Insurance Company	2
...0140	Nationwide		20-1918935				Nationwide Life Tax Credit Partners 2004-F, LLC	OH	NIA	Nationwide Life Insurance Company	Other	0.000	Nationwide Mutual Insurance Company	2
...0140	Nationwide		20-2303694				Nationwide Life Tax Credit Partners 2005-A, LLC	OH	NIA	Nationwide Life Insurance Company	Other	0.000	Nationwide Mutual Insurance Company	2
...0140	Nationwide		20-2303602				Nationwide Life Tax Credit Partners 2005-B, LLC	OH	NIA	Nationwide Life Insurance Company	Other	0.000	Nationwide Mutual Insurance Company	2
...0140	Nationwide		20-2450960				Nationwide Life Tax Credit Partners 2005-C, LLC	OH	NIA	Nationwide Life Insurance Company	Other	0.000	Nationwide Mutual Insurance Company	2
...0140	Nationwide		20-2451052				Nationwide Life Tax Credit Partners 2005-D, LLC	OH	NIA	Nationwide Life Insurance Company	Other	0.000	Nationwide Mutual Insurance Company	2
...0140	Nationwide		20-2774223				Nationwide Life Tax Credit Partners 2005-E, LLC	OH	NIA	Nationwide Life Insurance Company	Other	0.000	Nationwide Mutual Insurance Company	2
...0140	Nationwide		21-1288836				Nationwide Life Tax Credit Partners 2007-A, LLC	OH	NIA	Nationwide Life Insurance Company	Other	0.000	Nationwide Mutual Insurance Company	2
...0140	Nationwide		26-3427373				Nationwide Life Tax Credit Partners 2009-A, LLC	OH	NIA	Nationwide Life Insurance Company	Other	0.000	Nationwide Mutual Insurance Company	2
...0140	Nationwide		26-3427435				Nationwide Life Tax Credit Partners 2009-B, LLC	OH	NIA	Nationwide Life Insurance Company	Other	0.000	Nationwide Mutual Insurance Company	2
...0140	Nationwide		26-3427479				Nationwide Life Tax Credit Partners 2009-C, LLC	OH	NIA	Nationwide Life Insurance Company	Other	0.000	Nationwide Mutual Insurance Company	2
...0140	Nationwide		26-3427525				Nationwide Life Tax Credit Partners 2009-D, LLC	OH	NIA	Nationwide Life Insurance Company	Other	0.000	Nationwide Mutual Insurance Company	2
...0140	Nationwide		26-4737055				Nationwide Life Tax Credit Partners 2009-E, LLC	OH	NIA	Nationwide Life Insurance Company	Other	0.000	Nationwide Mutual Insurance Company	2
...0140	Nationwide		26-4737157				Nationwide Life Tax Credit Partners 2009-F, LLC	OH	NIA	Nationwide Life Insurance Company	Other	0.000	Nationwide Mutual Insurance Company	2
...0140	Nationwide		27-1362364				Nationwide Life Tax Credit Partners 2009-I, LLC	OH	NIA	Nationwide Life Insurance Company	Other	0.000	Nationwide Mutual Insurance Company	2
...0140	Nationwide						Nationwide Life Tax Credit Partners No. 1, LLC	OH	NIA	Nationwide Life Insurance Company	Other	0.000	Nationwide Mutual Insurance Company	2
...0140	Nationwide	42110	75-1780981				Nationwide Lloyds	TX	JA	n/a	contract	0.000	Nationwide Mutual Insurance Company	
...0140	Nationwide						Nationwide Mutual Capital I, LLC	DE	NIA	Nationwide Mutual Capital, LLC	Ownership	100.000	Nationwide Mutual Insurance Company	
...0140	Nationwide		75-3191025				Nationwide Mutual Capital, LLC	OH	NIA	Nationwide Mutual Insurance Company	Ownership	100.000	Nationwide Mutual Insurance Company	
...0140	Nationwide	23779	82-0549218				Nationwide Mutual Fire Insurance Company	OH	OTH	Other non-Nationwide	n/a	0.000	Other non-Nationwide	
...0140	Nationwide	23787	31-4177100				Nationwide Mutual Insurance Company	OH	UDP	Other non-Nationwide	n/a	0.000	Other non-Nationwide	
...0140	Nationwide		34-2012765				Nationwide Private Equity Fund, LLC	OH	NIA	Nationwide Mutual Insurance Company	Ownership	100.000	Nationwide Mutual Insurance Company	
...0140	Nationwide		34-2012765				Nationwide Private Equity Fund, LLC	OH	NIA	Nationwide Mutual Insurance Company	Ownership	100.000	Nationwide Mutual Insurance Company	

ANNUAL STATEMENT FOR THE YEAR 2011 OF THE CRESTBROOK INSURANCE COMPANY

SCHEDULE Y

PART 1A - DETAIL OF INSURANCE HOLDING COMPANY SYSTEM

1	2	3	4	5	6	7	8	9	10	11	12	13	14	15
Group Code	Group Name	NAIC Company Code	Federal ID Number	Federal RSSD	CIK	Name of Securities Exchange if Publicly Traded (U.S. or International)	Names of Parent, Subsidiaries Or Affiliates	Domi-ciliary Location	Relationship to Reporting Entity	Directly Controlled by (Name of Entity/Person)	Type of Control (Ownership, Board, Management, Attorney-in-Fact, Influence, Other)	If Control is Owner-ship Provide Percen-tage	Ultimate Controlling Entity(ies)/Person(s)	*
...0140 ...	Nationwide37877 ...	31-0970750	Nationwide Property and Casualty Insurance Company	OH	JA	Nationwide Mutual Insurance Company	Ownership.....	100.000	Nationwide Mutual Insurance Company
...0140 ...	Nationwide	01-0852763	Nationwide Property Protection Services, LLC	OH	NIA	Nationwide Services Company, LLC ... Nationwide Mutual Insurance Company	Ownership.....	100.000	Nationwide Mutual Insurance Company
...0140 ...	Nationwide	31-1486309	Nationwide Realty Investors, Ltd.	OH	NIA	Nationwide Realty Investors, Ltd.	Ownership.....	95.000	Nationwide Mutual Insurance Company
...0140 ...	Nationwide	31-1486309	Nationwide Realty Investors, Ltd.	OH	NIA	Nationwide Indemnity Company	Ownership.....	5.000	Nationwide Mutual Insurance Company
...0140 ...	Nationwide	31-1486309	Nationwide Realty Management, LLC	OH	NIA	Nationwide Realty Investors, Ltd.	Ownership.....	100.000	Nationwide Mutual Insurance Company
...0140 ...	Nationwide	04-3833929	Nationwide Realty Management, LLC	OH	NIA	Nationwide Realty Investors, Ltd. Nationwide Mutual Insurance Company	Ownership.....	100.000	Nationwide Mutual Insurance Company
.....	Nationwide Realty Services, Ltd.	OH	NIA	Ownership.....	100.000	Nationwide Mutual Insurance Company
...0140 ...	Nationwide	06-0987812	Nationwide Retirement Solutions Insurance Agency, Inc.	MA	JA	Nationwide Retirement Solutions, Inc.	Ownership.....	100.000	Nationwide Mutual Insurance Company
...0140 ...	Nationwide	73-0948330	Nationwide Retirement Solutions, Inc.	DE	NIA	NFS Distributors, Inc.	Ownership.....	100.000	Nationwide Mutual Insurance Company
...0140 ...	Nationwide	86-0924069	Nationwide Retirement Solutions, Inc. of Arizona	AZ	NIA	Nationwide Retirement Solutions, Inc.	Ownership.....	100.000	Nationwide Mutual Insurance Company
...0140 ...	Nationwide	31-1331479	Nationwide Retirement Solutions, Inc. of Ohio	OH	NIA	Nationwide Retirement Solutions, Inc.	contract	0.000	Nationwide Mutual Insurance Company
...0140 ...	Nationwide	74-2200854	Nationwide Retirement Solutions, Inc. of Texas	TX	NIA	Nationwide Retirement Solutions, Inc.	contract	0.000	Nationwide Mutual Insurance Company
...0140 ...	Nationwide	52-6969856	Nationwide SA Capital Trust	DE	NIA	NWD Investment Management, Inc.	Ownership.....	100.000	Nationwide Mutual Insurance Company
...0140 ...	Nationwide	42-1373380	Nationwide Sales Solutions, Inc.	JA	NIA	ALLIED Group, Inc.	Ownership.....	100.000	Nationwide Mutual Insurance Company
...0140 ...	Nationwide	36-2434406	Nationwide Securities, LLC	OH	NIA	NFS Distributors, Inc. Nationwide Mutual Insurance Company	Ownership.....	100.000	Nationwide Mutual Insurance Company
...0140 ...	Nationwide	31-4177100	Nationwide Services Company, LLC	OH	NIA	Ownership.....	100.000	Nationwide Mutual Insurance Company
...0140 ...	Nationwide	27-0743545	Nationwide Tax Credit Partners 2009-G, LLC	OH	NIA	Nationwide Mutual Insurance Company	Other.....	0.000	Nationwide Mutual Insurance Company2
.....	Nationwide Tax Credit Partners 2009-H, LLC	OH	NIA	Nationwide Mutual Insurance Company	Other.....	0.000	Nationwide Mutual Insurance Company2
...0140 ...	Nationwide	27-0768791	ND La Quinta Partners, LLC	DE	NIA	Nationwide Realty Investors, Ltd. ...	Ownership.....	95.000	Nationwide Mutual Insurance Company
...0140 ...	Nationwide	11-3651828	Newhouse Capital Partners II, LLC	DE	NIA	Nationwide Global Ventures, Inc.	Ownership.....	80.000	Nationwide Mutual Insurance Company
...0140 ...	Nationwide	Newhouse Capital Partners II, LLC	DE	NIA	Nationwide Global Ventures, Inc.	Ownership.....	99.000	Nationwide Mutual Insurance Company
...0140 ...	Nationwide	Newhouse Capital Partners, LLC	DE	NIA	NWD Investment Management, Inc. Nationwide Mutual Insurance Company	Ownership.....	19.000	Nationwide Mutual Insurance Company
...0140 ...	Nationwide	Newhouse Capital Partners, LLC	DE	NIA	Ownership.....	70.000	Nationwide Mutual Insurance Company
...0140 ...	Nationwide	Newhouse Capital Partners, LLC	DE	NIA	Nationwide Mutual Fire Insurance Company	Ownership.....	10.000	Nationwide Mutual Insurance Company
...0140 ...	Nationwide	31-1630871	NFS Distributors, Inc.	DE	NIA	Nationwide Financial Services, Inc.	Ownership.....	100.000	Nationwide Mutual Insurance Company
...0140 ...	Nationwide	14-1892640	NHT XII Tax Credit Fund, LLC	DC	NIA	Nationwide Life Insurance Company ..	Ownership.....	49.990	Nationwide Mutual Insurance Company1
...0140 ...	Nationwide	14-1892640	NHT XII Tax Credit Fund, LLC	DC	NIA	Nationwide Assurance Company	Ownership.....	25.000	Nationwide Mutual Insurance Company1
.....	14-1892640	NHT XII Tax Credit Fund, LLC	DC	NIA	Nationwide Mutual Insurance Company	Ownership.....	25.000	Nationwide Mutual Insurance Company1
...0140 ...	Nationwide	26-0351004	North Bank Condominium Home Owners Association	OH	OTH	Other non-Nationwide	n/a	0.000	Other non-Nationwide
...0140 ...	Nationwide	20-4939866	North of Third, LLC	OH	NIA	NRI Equity Land Investments, LLC	100.000	Nationwide Mutual Insurance Company
...0140 ...	Nationwide	26-4083207	Northstar Commercial Development, LLC	OH	NIA	Nationwide Realty Investors, Ltd. ...	Ownership.....	50.000	Nationwide Mutual Insurance Company1
...0140 ...	Nationwide	26-4083354	Northstar Residential Developments, LLC	OH	NIA	Nationwide Realty Investors, Ltd. ...	Ownership.....	50.000	Nationwide Mutual Insurance Company1

ANNUAL STATEMENT FOR THE YEAR 2011 OF THE CRESTBROOK INSURANCE COMPANY

SCHEDULE Y

PART 1A - DETAIL OF INSURANCE HOLDING COMPANY SYSTEM

1	2	3	4	5	6	7	8	9	10	11	12	13	14	15
Group Code	Group Name	NAIC Company Code	Federal ID Number	Federal RSSD	CIK	Name of Securities Exchange if Publicly Traded (U.S. or International)	Names of Parent, Subsidiaries Or Affiliates	Domi-ciliary Location	Relationship to Reporting Entity	Directly Controlled by (Name of Entity/Person)	Type of Control (Ownership, Board, Management, Attorney-in-Fact, Influence, Other)	If Control is Owner-ship Provide Percen-tage	Ultimate Controlling Entity(ies)/Person(s)	*
0140	Nationwide		31-1486309				NRI 12325 Copper Way, LLC	OH	NIA	Nationwide Realty Investors, Ltd.	Ownership	100.000	Nationwide Mutual Insurance Company	
0140	Nationwide		31-1486309				NRI 220 Schrock, LLC	OH	NIA	Nationwide Realty Investors, Ltd.	Ownership	100.000	Nationwide Mutual Insurance Company	
0140	Nationwide		31-1486309				NRI Arena, LLC	OH	NIA	Nationwide Realty Investors, Ltd.	Ownership	100.000	Nationwide Mutual Insurance Company	
0140	Nationwide		31-1486309				NRI Brooksidege, LLC	OH	NIA	Nationwide Realty Investors, Ltd.	Ownership	100.000	Nationwide Mutual Insurance Company	
0140	Nationwide		31-1486309				NRI Builders, LLC	OH	NIA	Nationwide Realty Investors, Ltd.	Ownership	100.000	Nationwide Mutual Insurance Company	
0140	Nationwide		31-1486309				NRI Communities, Ltd.	OH	NIA	Nationwide Realty Investors, Ltd.	Ownership	100.000	Nationwide Mutual Insurance Company	
0140	Nationwide		31-1486309				NRI Communities/Charlotte, LLC	OH	NIA	NRI Communities, Ltd.	Ownership	100.000	Nationwide Mutual Insurance Company	
0140	Nationwide		31-1486309				NRI Communities/Harris Blvd., LLC	OH	NIA	NRI Communities, Ltd.	Ownership	100.000	Nationwide Mutual Insurance Company	
0140	Nationwide		31-1486309				NRI Cramer Creek, LLC	OH	NIA	Nationwide Realty Investors, Ltd.	Ownership	100.000	Nationwide Mutual Insurance Company	
0140	Nationwide		20-4939866				NRI Equity Land Investments, LLC	OH	NIA	Nationwide Realty Investors, Ltd.	Ownership	80.000	Nationwide Mutual Insurance Company	
0140	Nationwide						NRI Equity Tampa, LLC	OH	OTH	Nationwide Realty Investors, Ltd.	Ownership	50.000	Nationwide Mutual Insurance Company	
0140	Nationwide		30-4939866				NRI Office Ventures, Ltd	OH	NIA	Nationwide Realty Investors, Ltd.	Ownership	100.000	Nationwide Mutual Insurance Company	
0140	Nationwide		31-1486309				NRI Telecom, LLC	OH	NIA	NWD Investments, LLC	Ownership	100.000	Nationwide Mutual Insurance Company	
0140	Nationwide						NTCIF-2011 Georgia State Investor, LLC	OH	NIA	Nationwide Property and Casualty Company	Ownership	100.000	Nationwide Mutual Insurance Company	
0140	Nationwide		90-0729552				NTCIF-2011, LLC	OH	NIA	Nationwide Life Insurance Company		100.000	Nationwide Mutual Insurance Company	
0140	Nationwide		27-4700627				NTCP 2011-A, LLC	OH	NIA	Nationwide Life Insurance Company	Ownership	100.000	Nationwide Mutual Insurance Company	
0140	Nationwide		45-2648254				NW-111 Congressional, LLC	OH	NIA	NW-REI, LLC	Ownership	100.000	Nationwide Mutual Insurance Company	
0140	Nationwide		27-2076516				NW-2100 Latham, LLC	DE	NIA	NW-REI, LLC	Ownership	100.000	Nationwide Mutual Insurance Company	
0140	Nationwide		27-1572329				NW-Arbor Blvd., LLC	OH	NIA	NW-REI, LLC	Ownership	100.000	Nationwide Mutual Insurance Company	
0140	Nationwide		36-4702264				NW-Arvada, LLC	OH	NIA	NW-REI, LLC	Ownership	100.000	Nationwide Mutual Insurance Company	
0140	Nationwide		45-2724980				NW-Cameron, LLC	OH	NIA	NW-REI, LLC	Ownership	100.000	Nationwide Mutual Insurance Company	
0140	Nationwide		27-4750067				NW-Center Park, LLC	OH	NIA	NW-REI, LLC	Ownership	100.000	Nationwide Mutual Insurance Company	
0140	Nationwide									Nationwide Mutual Insurance Company				
0140	Nationwide		26-0901660				NW-CNC Coppell, LLC	DE	NIA		Ownership	100.000	Nationwide Mutual Insurance Company	
0140	Nationwide		27-4431267				NW-Collection, LLC	DE	NIA	NW-REI, LLC	Ownership	100.000	Nationwide Mutual Insurance Company	
0140	Nationwide		27-2764819				NW-Commerce Center, LLC	DE	NIA	NW REI, LLC	Ownership	100.000	Nationwide Mutual Insurance Company	
0140	Nationwide		27-4576656				NW-Coral Cove, LLC	OH	NIA	NW-REI, LLC	Ownership	100.000	Nationwide Mutual Insurance Company	
0140	Nationwide						NW-Corvallis, LLC	OH	NIA	NW-REI, LLC	Ownership	100.000	Nationwide Mutual Insurance Company	
0140	Nationwide		31-1580283				NWD 205 Vine, LLC	OH	NIA	NWD Investments, LLC	Ownership	100.000	Nationwide Mutual Insurance Company	
0140	Nationwide		31-1580283				NWD 225 Nationwide, LLC	OH	NIA	NWD Investments, LLC	Ownership	100.000	Nationwide Mutual Insurance Company	
0140	Nationwide		31-1580283				NWD 230 West, LLC	OH	NIA	NWD Investments, LLC	Ownership	100.000	Nationwide Mutual Insurance Company	
0140	Nationwide		31-1580283				NWD 265 Neil, LLC	OH	NIA	NWD Investments, LLC	Ownership	100.000	Nationwide Mutual Insurance Company	
0140	Nationwide		31-1580283				NWD 275 Marconi, LLC	OH	NIA	NWD Investments, LLC	Ownership	100.000	Nationwide Mutual Insurance Company	
0140	Nationwide		31-1580283				NWD 295 McConnell, LLC	OH	NIA	NWD Investments, LLC	Ownership	100.000	Nationwide Mutual Insurance Company	
0140	Nationwide		31-1580283				NWD 300 Neil, LLC	OH	NIA	NWD Investments, LLC	Ownership	100.000	Nationwide Mutual Insurance Company	
0140	Nationwide		31-1580283				NWD 300 Spring, LLC	OH	NIA	NWD Investments, LLC	Ownership	100.000	Nationwide Mutual Insurance Company	
0140	Nationwide		31-1580283				NWD 355 McConnell, LLC	OH	NIA	NWD Investments, LLC	Ownership	100.000	Nationwide Mutual Insurance Company	
0140	Nationwide		31-1580283				NWD 401 Nationwide, LLC	OH	NIA	NWD Investments, LLC	Ownership	100.000	Nationwide Mutual Insurance Company	
0140	Nationwide		31-1580283				NWD 425 Nationwide, LLC	OH	NIA	NWD Investments, LLC	Ownership	100.000	Nationwide Mutual Insurance Company	
0140	Nationwide		31-1580283				NWD 500 Nationwide, LLC	OH	NIA	NWD Investments, LLC	Ownership	100.000	Nationwide Mutual Insurance Company	
0140	Nationwide		31-1580283				NWD Arena Crossing, LLC	OH	NIA	NWD Investments, LLC	Ownership	100.000	Nationwide Mutual Insurance Company	
0140	Nationwide		31-1580283				NWD Arena District I, LLC	OH	NIA	NWD Investments, LLC	Ownership	100.000	Nationwide Mutual Insurance Company	
0140	Nationwide		31-1580283				NWD Arena District II, LLC	OH	NIA	NWD Investments, LLC	Ownership	100.000	Nationwide Mutual Insurance Company	
0140	Nationwide		31-1580283				NWD Arena District MM, LLC	OH	NIA	NWD Investments, LLC	Ownership	100.000	Nationwide Mutual Insurance Company	
0140	Nationwide		31-1580283				NWD Arena District PW, LLC	OH	NIA	NWD Investments, LLC	Ownership	100.000	Nationwide Mutual Insurance Company	
0140	Nationwide		31-1580283				NWD Arena District V, LLC	OH	NIA	NWD Investments, LLC	Ownership	100.000	Nationwide Mutual Insurance Company	
0140	Nationwide		04-3679396				NWD Asset Management Holdings, Inc.	DE	NIA	Nationwide SA Capital Trust	Ownership	100.000	Nationwide Mutual Insurance Company	
0140	Nationwide		31-1580283				NWD Athletic Club, LLC	OH	NIA	NWD Investments, LLC	Ownership	100.000	Nationwide Mutual Insurance Company	
0140	Nationwide		31-1636299				NWD Investment Management, Inc.	DE	NIA	NWD Management & Research Trust	Ownership	100.000	Nationwide Mutual Insurance Company	
0140	Nationwide		31-1580283				NWD Investments, LLC	OH	NIA	Nationwide Realty Investors, Ltd.	Ownership	80.000	Nationwide Mutual Insurance Company	

ANNUAL STATEMENT FOR THE YEAR 2011 OF THE CRESTBROOK INSURANCE COMPANY

SCHEDULE Y

PART 1A - DETAIL OF INSURANCE HOLDING COMPANY SYSTEM

1	2	3	4	5	6	7	8	9	10	11	12	13	14	15
Group Code	Group Name	NAIC Company Code	Federal ID Number	Federal RSSD	CIK	Name of Securities Exchange if Publicly Traded (U.S. or International)	Names of Parent, Subsidiaries Or Affiliates	Domi-ciliary Location	Relationship to Reporting Entity	Directly Controlled by (Name of Entity/Person)	Type of Control (Ownership, Board, Management, Attorney-in-Fact, Influence, Other)	If Control is Owner-ship Provide Percen-tage	Ultimate Controlling Entity(ies)/Person(s)	*
0140	Nationwide		25-6711069				NWD Management & Research Trust	DE	NIA	Nationwide Corporation	Ownership	100.000	Nationwide Mutual Insurance Company	
0140	Nationwide		90-0732898				NW-Dulles, LLC	OH	NIA	NW-REI, LLC	Ownership	100.000	Nationwide Mutual Insurance Company	
0140	Nationwide		27-1711211				NW-Foxwood Place, LLC	DE	NIA	NW-REI, LLC	Ownership	100.000	Nationwide Mutual Insurance Company	
0140	Nationwide		27-4750429				NW-Francisco Bay, LLC	OH	NIA	Life REO Holdings, LLC	Ownership	100.000	Nationwide Mutual Insurance Company	
0140	Nationwide		45-2647960				NW-Grapevine, LLC	OH	NIA	NW-REI, LLC	Ownership	100.000	Nationwide Mutual Insurance Company	
0140	Nationwide		27-4750498				NW-Harvard Row, LLC	OH	NIA	NW-REI, LLC	Ownership	100.000	Nationwide Mutual Insurance Company	
0140	Nationwide		26-3336778				NW-Highland Park, LLC	DE	NIA	NW-REI, LLC	Ownership	100.000	Nationwide Mutual Insurance Company	
0140	Nationwide		27-4387718				NW-Highmeadow, LLC	DE	NIA	NW-REI, LLC	Ownership	100.000	Nationwide Mutual Insurance Company	
0140	Nationwide		27-4431168				NW-Interchange, LLC	OH	NIA	NW-REI, LLC	Ownership	100.000	Nationwide Mutual Insurance Company	
0140	Nationwide		27-4749640				NW-Kohls Market, LLC	OH	NIA	NW-REI, LLC	Ownership	100.000	Nationwide Mutual Insurance Company	
0140	Nationwide		27-3386303				NW-Middlesex Tech IV, LLC	DE	NIA	NW-REI, LLC	Ownership	100.000	Nationwide Mutual Insurance Company	
0140	Nationwide		27-3386189				NW-Middlesex Tech V, LLC	DE	NIA	NW-REI, LLC	Ownership	87.650	Nationwide Mutual Insurance Company	
0140	Nationwide		27-3386189				NW-Middlesex Tech V, LLC	DE	NIA	Nationwide Life Insurance Company	Ownership	2.350	Nationwide Mutual Insurance Company	
0140	Nationwide		27-4749848				NW-Northridge, LLC	OH	NIA	NW-REI, LLC	Ownership	100.000	Nationwide Mutual Insurance Company	
0140	Nationwide		27-4749937				NW-Park Village, LLC	OH	NIA	NW-REI, LLC	Ownership	100.000	Nationwide Mutual Insurance Company	
0140	Nationwide		26-1903919				NW-REI, LLC	DE	NIA	Nationwide Mutual Insurance Company	Ownership	100.000	Nationwide Mutual Insurance Company	
0140	Nationwide		27-4387647				NW-Ross Hall, LLC	DE	NIA	NW-REI, LLC	Ownership	100.000	Nationwide Mutual Insurance Company	
0140	Nationwide						NW-Southline, LLC	OH	NIA	NW-REI, LLC	Ownership	100.000	Nationwide Mutual Insurance Company	
0140	Nationwide		26-2352827				NW-State Street, LLC	DE	NIA	NW-REI, LLC	Ownership	100.000	Nationwide Mutual Insurance Company	
0140	Nationwide		27-4749587				NW-Taylor Farmer Jack, LLC	OH	NIA	NW-REI, LLC	Ownership	100.000	Nationwide Mutual Insurance Company	
0140	Nationwide		27-4387563				NW-University, LLC	DE	NIA	NW-REI, LLC	Ownership	100.000	Nationwide Mutual Insurance Company	
0140	Nationwide		27-1921199				NW-Willow Lake LLC	DE	NIA	NW-REI, LLC	Ownership	100.000	Nationwide Mutual Insurance Company	
0140	Nationwide		31-0947092				OCH Company, LLC	OH	NIA	Nationwide Realty Investors, Ltd.	Ownership	100.000	Nationwide Mutual Insurance Company	
0140	Nationwide		31-0947092				Ohio Center Hotel Company, Ltd.	OH	NIA	Nationwide Realty Investors, Ltd.	Ownership	53.180	Nationwide Mutual Insurance Company	1
0140	Nationwide		26-0263012				Old Track Street Owners Association	OH	OTH	Other non-Nationwide	n/a	0.000	Other non-Nationwide	
0140	Nationwide	13999	27-1712056				Olentangy Reinsurance, LLC	VT	JA	Nationwide Life and Annuity Insurance Company	Ownership	100.000	Nationwide Mutual Insurance Company	
0140	Nationwide						OYS Fund, LLC	DE	OTH	Nationwide Mutual Insurance Company	Ownership	100.000	Nationwide Mutual Insurance Company	
0140	Nationwide						Park 288 Industrial, LLC	TX	OTH	Nationwide Mutual Insurance Company	Investor member / no control	95.000	other non-Nationwide	
0140	Nationwide									Nationwide Financial Services, Inc.				
0140	Nationwide		39-1805904				Pension Associates, Inc.	WI	NIA		Ownership	100.000	Nationwide Mutual Insurance Company	
0140	Nationwide		31-1486309				Perimeter A, Ltd	OH	NIA	Nationwide Realty Investors, Ltd.	Ownership	100.000	Nationwide Mutual Insurance Company	
0140	Nationwide		31-1486309				Pine Communities, LLC	DE	NIA	NRI Communities, Ltd.	Ownership	100.000	Nationwide Mutual Insurance Company	
0140	Nationwide		31-1486309				Polaris A, Ltd.	OH	NIA	Nationwide Realty Investors, Ltd.	Ownership	100.000	Nationwide Mutual Insurance Company	
0140	Nationwide		39-1907217				Premier Agency, Inc.	IA	NIA	ALLIED Group, Inc.	Ownership	100.000	Nationwide Mutual Insurance Company	
4664	Pure	12873	20-8287105				Privilege Underwriters Reciprocal Exchange	FL	JA	Other non-Nationwide	n/a	0.000	Other non-Nationwide	
4664	Pure						Privilege Underwriters, Inc.	FL	JA	Other non-Nationwide	n/a	0.000	Other non-Nationwide	
4664	Pure	13204	26-3109178				Pure Insurance Company	FL	JA	Other non-Nationwide	n/a	0.000	Other non-Nationwide	
4664	Pure						Pure Risk Management, LLC	FL	JA	Other non-Nationwide	n/a	0.000	Other non-Nationwide	
0140	Nationwide		75-2938844				Registered Investment Advisors Services, Inc.	TX	NIA	Nationwide Financial Services, Inc.	Ownership	100.000	Nationwide Mutual Insurance Company	
0140	Nationwide		82-0549218				Retention Alternatives, Ltd.	Bermuda	JA	Nationwide Mutual Fire Insurance Company	Ownership	100.000	Nationwide Mutual Insurance Company	
0140	Nationwide		22-3655264				Riverview International Group, Inc.	DE	NIA	NWD Management & Research Trust	Ownership	100.000	Nationwide Mutual Insurance Company	
0140	Nationwide						Riverview Multi Series Fund, LL - Class Event	DE	OTH	Nationwide Mutual Insurance Company	Ownership	100.000	Nationwide Mutual Insurance Company	

ANNUAL STATEMENT FOR THE YEAR 2011 OF THE CRESTBROOK INSURANCE COMPANY

SCHEDULE Y

PART 1A - DETAIL OF INSURANCE HOLDING COMPANY SYSTEM

1	2	3	4	5	6	7	8	9	10	11	12	13	14	15
Group Code	Group Name	NAIC Company Code	Federal ID Number	Federal RSSD	CIK	Name of Securities Exchange if Publicly Traded (U.S. or International)	Names of Parent, Subsidiaries Or Affiliates	Domiciliary Location	Relationship to Reporting Entity	Directly Controlled by (Name of Entity/Person)	Type of Control (Ownership, Board, Management, Attorney-in-Fact, Influence, Other)	If Control is Ownership Provide Percentage	Ultimate Controlling Entity(ies)/Person(s)	*
...0140 ...	Nationwide						Riverview Multi Series Fund, LL - Class N	DE	OTH	Nationwide Mutual Insurance Company	Ownership.....	100.000	Nationwide Mutual Insurance Company
...0140 ...	Nationwide						Riverview Polyphony Fund, LLC	DE	OTH	Nationwide Mutual Insurance Company	Ownership.....	100.000	Nationwide Mutual Insurance Company
...0140 ...	Nationwide	15580	31-1117969				Scottsdale Indemnity Company	OH	JA	Nationwide Mutual Insurance Company	Ownership.....	100.000	Nationwide Mutual Insurance Company
...0140 ...	Nationwide	41297	31-1024978				Scottsdale Insurance Company	OH	JA	Nationwide Mutual Insurance Company	Ownership.....	100.000	Nationwide Mutual Insurance Company
...0140 ...	Nationwide	10672	86-0835870				Scottsdale Surplus Lines Insurance Company	AZ	JA	Scottsdale Insurance Company	Ownership.....	100.000	Nationwide Mutual Insurance Company
...0140 ...	Nationwide		31-1486309				South Pittsburgh, LLC	OH	NIA	NRI Communities, Ltd.	Ownership.....	100.000	Nationwide Mutual Insurance Company
...0140 ...	Nationwide		31-1486309				Streets of Toringdon, LLC	OH	NIA	Nationwide Realty Investors, Ltd. ..	Ownership.....	100.000	Nationwide Mutual Insurance Company
...0140 ...	Nationwide						The Association for Theater Based Community Development, LLC		OTH	Nationwide Mutual Insurance Company	Limited partner /no control	50.000	other non-Nationwide
...0140 ...	Nationwide		91-2158214				The Hideaway Club	CA	OTH	Other non-Nationwide	n/a	0.000	Other non-Nationwide
...0140 ...	Nationwide		86-1094799				The Hideaway Owners Association	CA	OTH	Other non-Nationwide	n/a	0.000	Other non-Nationwide
...0140 ...	Nationwide		20-3541511				The Madison Club	CA	OTH	Other non-Nationwide	n/a	0.000	Other non-Nationwide
...0140 ...	Nationwide		20-3541507				The Madison Club Owners Association ..	CA	OTH	Other non-Nationwide	n/a	0.000	Other non-Nationwide
...0140 ...	Nationwide		31-1610040				The Waterfront Partners, LLC	OH	NIA	Nationwide Realty Investors, Ltd. ..	Ownership.....	50.000	Nationwide Mutual Insurance Company1
...0140 ...	Nationwide		52-2031677				THI Holdings (Delaware), Inc.	DE	NIA	Nationwide Mutual Insurance Company	Ownership.....	100.000	Nationwide Mutual Insurance Company
...0140 ...	Nationwide		74-2825853				Titan Auto Insurance of New Mexico, Inc.	NM	JA	Whitehall Holdings, Inc.	Ownership.....	100.000	Nationwide Mutual Insurance Company
...0140 ...	Nationwide	13242	74-2286759				Titan Indemnity Company	TX	JA	THI Holdings (Delaware), Inc.	Ownership.....	100.000	Nationwide Mutual Insurance Company
...0140 ...	Nationwide	36269	86-0619597				Titan Insurance Company	MI	JA	Titan Indemnity Company	Ownership.....	100.000	Nationwide Mutual Insurance Company
...0140 ...	Nationwide		75-1284530				Titan Insurance Services, Inc.	TX	NIA	Whitehall Holdings, Inc.	Ownership.....	100.000	Nationwide Mutual Insurance Company
...0140 ...	Nationwide		33-0160222				V.P.I. Services, Inc.	CA	JA	Veterinary Pet Insurance Company ...	Ownership.....	100.000	Nationwide Mutual Insurance Company
...0140 ...	Nationwide	42285	95-3750113				Veterinary Pet Insurance Company	CA	JA	Scottsdale Insurance Company	Ownership.....	100.000	Nationwide Mutual Insurance Company
...0140 ...	Nationwide	10644	34-1785903				Victoria Automobile Insurance Company		JA	Victoria Fire & Casulaty Insurance Company	Ownership.....	100.000	Nationwide Mutual Insurance Company
...0140 ...	Nationwide	42889	34-1394913				Victoria Fire & Casualty Company	OH	JA	THI Holdings (Delaware), Inc.	Ownership.....	100.000	Nationwide Mutual Insurance Company
...0140 ...	Nationwide	10778	34-1842604				Victoria National Insurance Company ..	OH	JA	Victoria Fire & Casulaty Insurance Company	Ownership.....	100.000	Nationwide Mutual Insurance Company
...0140 ...	Nationwide	10105	34-1777972				Victoria Select Insurance Company	OH	JA	Victoria Fire & Casulaty Insurance Company	Ownership.....	100.000	Nationwide Mutual Insurance Company
...0140 ...	Nationwide	10777	34-1842602				Victoria Specialty Insurance Company	OH	JA	Victoria Fire & Casulaty Insurance Company	Ownership.....	100.000	Nationwide Mutual Insurance Company
...0140 ...	Nationwide		31-1682140				Waterfront Apartments, LLC	OH	NIA	NRI Communities, Ltd.	Ownership.....	100.000	Nationwide Mutual Insurance Company
...0140 ...	Nationwide	37150	86-0561941				Western Heritage Insurance Company ...	AZ	JA	Scottsdale Insurance Company	Ownership.....	100.000	Nationwide Mutual Insurance Company
...0140 ...	Nationwide						Westport Capital Partners II	CT	OTH	Nationwide Mutual Insurance Company	Investor member / no control	71.000	other non-Nationwide
...0140 ...	Nationwide		74-2767942				Whitehall Holdings, Inc.	TX	NIA	THI Holdings (Delaware), Inc.	Ownership.....	100.000	Nationwide Mutual Insurance Company
...0140 ...	Nationwide		59-3471667				WI of Florida, Inc.	FL	NIA	Whitehall Holdings, Inc.	Ownership.....	100.000	Nationwide Mutual Insurance Company
...0140 ...	Nationwide		31-1486309				Yacht Club Communities II, LLC	OH	NIA	NRI Communities, Ltd.	Ownership.....	100.000	Nationwide Mutual Insurance Company
...0140 ...	Nationwide		31-1486309				Yacht Club Communities, LLC	DE	NIA	NRI Communities, Ltd.	Ownership.....	100.000	Nationwide Mutual Insurance Company
...0140 ...	Nationwide						Zais Zephyr A4, LLC	DE	OTH	Nationwide Life Insurance Company ..	limited member / no control	60.000	other non-Nationwide

ANNUAL STATEMENT FOR THE YEAR 2011 OF THE CRESTBROOK INSURANCE COMPANY

Asterisk	Explanation
1	For the purposes of this schedule, Nationwide presumed control of these entities because they are owned by at least 10% and are not wholly-owned by a Nationwide entity.
2	Other ownership indicates a non-ownership circumstance by a Nationwide entity.

ANNUAL STATEMENT FOR THE YEAR 2011 OF THE CRESTBROOK INSURANCE COMPANY

SCHEDULE Y

PART 2 - SUMMARY OF INSURER'S TRANSACTIONS WITH ANY AFFILIATES

1	2	3	4	5	6	7	8	9	10	11	12	13
NAIC Company Code	Federal ID Number	Names of Insurers and Parent, Subsidiaries or Affiliates	Shareholder Dividends	Capital Contributions	Purchases, Sales or Exchanges of Loans, Securities, Real Estate, Mortgage Loans or Other Investments	Income/ (Disbursements) Incurred in Connection with Guarantees or Undertakings for the Benefit of any Affiliate(s)	Management Agreements and Service Contracts	Income/ (Disbursements) Incurred Under Reinsurance Agreements	*	Any Other Material Activity Not in the Ordinary Course of the Insurer's Business	Totals	Reinsurance Recoverable/ (Payable) on Losses and/or Reserve Credit Taken/(Liability)
00000	42-0958655	ALLIED GROUP, INC					2,359				2,359	
10127	27-0114983	ALLIED INSURANCE COMPANY OF AMERICA					10,771		*		10,771	
42579	42-1201931	ALLIED PROP & CAS INS CO					74,098	(1,999,431)	*		(1,925,333)	878,395,617
19100	42-6054959	AMCO INSURANCE COMPANY			3,702,000		14,500	(205,500,606)	*		(201,784,106)	1,565,115,921
29262	74-1061659	COLONIAL COUNTY MUTUAL INSURNACE CO					(6,583,303)	(31,167,236)			(37,750,539)	134,370,593
18961	68-0066866	CRESTBROOK INSURANCE COMPANY					11,248	(674,626)	*		(663,378)	1,680,507
42587	42-1207150	DEPOSITORS INSURANCE COMPANY					9,275	22,958,925	*		22,968,200	491,015,739
13838	42-0618271	FARMLAND MUTUAL INSURANCE COMPANY					26,490	615,915	*		642,405	10,835,296
22209	75-6013587	FREEDOM SPECIALTY INSURANCE COMPANY			504,000		2,284	(1,681,411)			(1,175,127)	23,368,561
00000	74-1395229	LONE STAR GENERAL AGENCY					6,583,303				6,583,303	
11991	38-0865250	NATIONAL CASUALTY COMPANY					10,116	(36,320,036)			(36,309,920)	974,549,217
00000	42-1154244	NATIONWIDE ADVANTAGER MORTGAGE COMPANY			257,470,462		3,910				257,474,372	
26093	48-0470690	NATIONWIDE AFFINITY INSURANCE COMPANY OF AMERICA					1,280	52,424,089	*		52,425,369	486,101,608
28223	42-1015537	NATIONWIDE AGRIBUSINESS INSURANCE COMPANY					22,960	(62,052,329)	*		(62,029,369)	727,867,734
10723	95-0639970	NATIONWIDE ASSURANCE COMPANY					14,556	(10,325,163)			(10,310,607)	25,808,294
00000	11-3766032	NATIONWIDE BETTER HEALTH, INC		35,000,000			11,072				35,011,072	
00000	31-1177951	NATIONWIDE CASH MANAGEMENT COMPANY					(1,527,550)				(1,527,550)	
00000	31-4416546	NATIONWIDE CORPORATION		(35,000,000)	(50,000,000)		22,898				(84,977,102)	
00000	31-1486870	NATIONWIDE FINANCIAL SERVICES, INC.		53,700,000			149,280				53,849,280	
23760	31-4425763	NATIONWIDE GENERAL INSURANCE COMPANY					5,346	(63,389,838)	*		(63,384,492)	397,845,577
00000	31-1570938	NATIONWIDE GLOBAL HOLDINGS, INC.					4,063				4,063	
10070	31-1399201	NATIONWIDE INDEMNITY COMPANY		(61,600,000)	4,500,000		77,080	52,475,131			(4,547,789)	(594,833,579)
25453	95-2130882	NATIONWIDE INSURANCE COMPANY OF AMERICA			410,000		16,286	(61,425,340)			(60,999,054)	787,067,487
10948	31-1613686	NATIONWIDE INSURANCE COMPANY OF FLORIDA					24,036	(16,648,750)			(16,624,714)	640,417
00000	73-0988442	NATIONWIDE INVESTMENT SERVICES CORPORATION										
			(1,000,000)								(1,000,000)	
92657	31-1000740	NATIONWIDE LIFE AND ANNUITY INSURANCE COMPANY		108,722,200	22,694,022		(102,655,865)	(15,271,277)			13,489,080	667,302,536
66869	31-4156830	NATIONWIDE LIFE INSURANCE COMPANY	1,000,000	(153,700,000)	13,173,039		(618,927,537)	23,059,016			(735,395,482)	(142,742,839)
42110	75-1780981	NATIONWIDE LLOYDS						(24,906,882)			(24,906,882)	62,139,666
23779	31-4177110	NATIONWIDE MUTUAL FIRE INS COMPANY			(4,400,000)		42,595	7,110,587	*		2,753,182	6,756,650
23787	31-4177100	NATIONWIDE MUTUAL INS COMPANY		15,100,000	(247,549,523)		722,804,242	1,444,961,707	*		1,935,316,426	(6,980,856,141)
37877	31-0970750	NATIONWIDE PROPERTY AND CASUALTY INS COMPANY					9,438	(11,856,671)	*		(11,847,233)	1,309,471,199
00000	31-1486309	NATIONWIDE REALTY INVESTORS, LTD		46,500,000							46,500,000	
00000	14-1904606	NF REINSURANCE LTD.					485				485	
13999	27-1712056	OLENTANGY REINSURANCE,LLC		(8,722,200)			(369,385)				(9,091,585)	(524,559,697)
15580	31-1117969	SCOTTSDALE INDEMNITY COMPANY					2,956	(12,990,049)			(12,987,093)	284,856,064
41297	31-1024978	SCOTTSDALE INSURANCE COMPANY			(504,000)		65,270	(903,322,751)	*		(903,761,481)	(1,441,555,238)
10672	86-0835870	SCOTTSDALE SURPLUS LINES INSURANCE COMPANY						(3,840,429)			(3,840,429)	15,398,764
00000	52-2031677	THI HOLDINGS INC		15,000,000			654				15,000,654	
13242	74-2286759	TITAN INDEMNITY INSURANCE COMPANY		(15,000,000)			23,701	13,339,172			(1,637,127)	147,957,973

SCHEDULE Y

PART 2 - SUMMARY OF INSURER’S TRANSACTIONS WITH ANY AFFILIATES

1	2	3	4	5	6	7	8	9	10	11	12	13
NAIC Company Code	Federal ID Number	Names of Insurers and Parent, Subsidiaries or Affiliates	Shareholder Dividends	Capital Contributions	Purchases, Sales or Exchanges of Loans, Securities, Real Estate, Mortgage Loans or Other Investments	Income/ (Disbursements) Incurred in Connection with Guarantees or Undertakings for the Benefit of any Affiliate(s)	Management Agreements and Service Contracts	Income/ (Disbursements) Incurred Under Reinsurance Agreements	*	Any Other Material Activity Not in the Ordinary Course of the Insurer's Business	Totals	Reinsurance Recoverable/ (Payable) on Losses and/or Reserve Credit Taken/(Liability)
36269	86-0619597	TITAN INSURANCE COMPANY						(4,914,840)			(4,914,840)	52,615,002
42285	95-3750113	VETERINARY PET INS CO						(92,981,620)			(92,981,620)	
10778	34-1842604	VICTORIA NATIONAL INSURANCE COMPANY					1,747	(33,666)	*		(31,919)	19,039
10644	34-1785903	VICTORIA AUTO INSURANCE COMPANY						(4,069,675)	*		(4,069,675)	19,707,927
42889	34-1394913	VICTORIA FIRE & CASUALTY INSURANCE COMPANY										
							10,130	(52,455,316)	*		(52,445,186)	211,259,525
10108	34-1777972	VICTORIA SELECT INSURANCE COMPANY					2,973	(10,273,533)	*		(10,270,560)	62,443,605
10777	34-1842602	VICTORIA SPECIALTY INSURANCE COMPANY					2,238	(11,018,055)	*		(11,015,817)	42,081,064
37150	86-0561941	WESTERN HERITAGE INSURANCE COMPANY						22,174,988			22,174,988	297,875,912
9999999 Control Totals									XXX			

ANNUAL STATEMENT FOR THE YEAR 2011 OF THE CRESTBROOK INSURANCE COMPANY

SUPPLEMENTAL EXHIBITS AND SCHEDULES INTERROGATORIES











The following supplemental reports are required to be filed as part of your statement filing unless specifically waived by the domiciliary state. However, in the event that your domiciliary state waives the filing requirement, your response of **WAIVED** to the specific interrogatory will be accepted in lieu of filing a "NONE" report and a bar code will be printed below. If the supplement is required of your company but is not being filed for whatever reason enter **SEE EXPLANATION** and provide an explanation following the interrogatory questions.

		Responses
MARCH FILING		
1.	Will an actuarial opinion be filed by March 1?	YES
2.	Will the Supplemental Compensation Exhibit be filed with the state of domicile by March 1?	YES
3.	Will the confidential Risk-based Capital Report be filed with the NAIC by March 1?.....	YES
4.	Will the confidential Risk-based Capital Report be filed with the state of domicile, if required by March 1?.....	YES
APRIL FILING		
5.	Will the Insurance Expense Exhibit be filed with the state of domicile and the NAIC by April 1?	YES
6.	Will Management's Discussion and Analysis be filed by April 1?	YES
7.	Will the Supplemental Investment Risk Interrogatories be filed by April 1?	YES
MAY FILING		
8.	Will this company be included in a combined annual statement which is filed with the NAIC by May 1?	YES
JUNE FILING		
9.	Will an audited financial report be filed by June 1?	YES
10.	Will Accountant's Letter of Qualifications be filed with the state of domicile and electronically with the NAIC by June 1?	YES
AUGUST FILING		
11.	Will Communication of Internal Control Related Matters Noted in Audit be filed with the state of domicile by August 1?	YES






The following supplemental reports are required to be filed as part of your annual statement filing. However, in the event that your company does not transact the type of business for which the special report must be filed, your response of **NO** to the specific interrogatory will be accepted in lieu of filing a "NONE" report and a bar code will be printed below. If the supplemental is required of your company but is not being filed for whatever reason enter **SEE EXPLANATION** and provide an explanation following the interrogatory questions.

MARCH FILING		
12.	Will Schedule SIS (Stockholder Information Supplement) be filed with the state of domicile by March 1?	NO
13.	Will the Financial Guaranty Insurance Exhibit be filed by March 1?.....	NO
14.	Will the Medicare Supplement Insurance Experience Exhibit be filed with the state of domicile and the NAIC by March 1?.....	NO
15.	Will Supplement A to Schedule T (Medical Professional Liability Supplement) be filed by March 1?	YES
16.	Will the Trusteed Surplus Statement be filed with the state of domicile and the NAIC by March 1?	NO
17.	Will the Premiums Attributed to Protected Cells Exhibit be filed by March 1?	NO
18.	Will the Reinsurance Summary Supplemental Filing for General Interrogatory 9 be filed with the state of domicile and the NAIC by March 1?	NO
19.	Will the Medicare Part D Coverage Supplement be filed with the state of domicile and the NAIC by March 1?.....	NO
20.	Will the confidential Actuarial Opinion Summary be filed with the state of domicile, if required, by March 15 (or the date otherwise specified)?.....	YES
21.	Will the Reinsurance Attestation Supplement be filed with the state of domicile and the NAIC by March 1?	NO
22.	Will the Exceptions to the Reinsurance Attestation Supplement be filed with the state of domicile by March 1?	NO
23.	Will the Bail Bond Supplement be filed with the state of domicile and the NAIC by March 1?	NO
24.	Will the Director and Officer Insurance Coverage Supplement be filed with the state of domicile and the NAIC by March 1?	NO
25.	Will an approval from the reporting entity's state of domicile for relief related to the five-year rotation requirement for lead audit partner be filed electronically with the NAIC by March 1?	NO
26.	Will an approval from the reporting entity's state of domicile for relief related to the one-year cooling off period for independent CPA be filed electronically with the NAIC by March 1?	NO
27.	Will an approval from the reporting entity's state of domicile for relief related to the Requirements for Audit Committees be filed electronically with the NAIC by March 1?.....	NO
APRIL FILING		
28.	Will the Credit Insurance Experience Exhibit be filed with the state of domicile and the NAIC by April 1?	NO
29.	Will the Long-term Care Experience Reporting Forms be filed with the state of domicile and the NAIC by April 1?	NO
30.	Will the Accident and Health Policy Experience Exhibit be filed by April 1?	NO
31.	Will the Supplemental Health Care Exhibit (Parts 1, 2 and 3) be filed with the state of domicile and the NAIC by April 1?	NO
32.	Will the regulator only (non-public) Supplemental Health Care Exhibit's Expense Allocation Report be filed with the state of domicile and the NAIC by April 1?	NO
AUGUST FILING		
33.	Will Management's Report of Internal Control Over Financial Reporting be filed with the state of domicile by August 1?	YES

12.		
13.		
14.		
16.		
17.		
18.		
19.		
21.		
22.		
23.		
24.		
25.		
26.		
27.		
28.		
29.		
30.		
31.		
32.		

Bar Codes:		
12.	SIS Stockholder Information Supplement [Document Identifier 420]	
13.	Financial Guaranty Insurance Exhibit [Document Identifier 240]	
14.	Medicare Supplement Insurance Experience Exhibit [Document Identifier 360]	
16.	Trusteed Surplus Statement [Document Identifier 490]	
17.	Premiums Attributed to Protected Cells [Document Identifier 385]	
18.	Reinsurance Summary Supplemental Filing [Document Identifier 401]	
19.	Medicare Part D Coverage Supplement [Document Identifier 365]	
21.	Reinsurance Attestation Supplement [Document Identifier 399]	
22.	Exceptions to the Reinsurance Attestation Supplement [Document Identifier 400]	
23.	Bail Bond Supplement [Document Identifier 500]	

ANNUAL STATEMENT FOR THE YEAR 2011 OF THE CRESTBROOK INSURANCE COMPANY

24.	Director and Officer Insurance Coverage Supplement [Document Identifier 505]	 1 8 9 6 1 2 0 1 1 5 0 5 0 0 0 0 0
25.	Relief from the five-year rotation requirement for lead audit partner [Document Identifier 224]	 1 8 9 6 1 2 0 1 1 2 2 4 0 0 0 0 0
26.	Relief from the one-year cooling off period for independent CPA [Document Identifier 225]	 1 8 9 6 1 2 0 1 1 2 2 5 0 0 0 0 0
27.	Relief from the Requirements for Audit Committees [Document Identifier 226]	 1 8 9 6 1 2 0 1 1 2 2 6 0 0 0 0 0
28.	Credit Insurance Experience Exhibit [Document Identifier 230]	 1 8 9 6 1 2 0 1 1 2 3 0 0 0 0 0 0
29.	Long-Term Care Experience Reporting Forms [Document Identifier 306]	 1 8 9 6 1 2 0 1 1 3 0 6 0 0 0 0 0
30.	Accident and Health Policy Experience Exhibit [Document Identifier 210]	 1 8 9 6 1 2 0 1 1 2 1 0 0 0 0 0 0
31.	Supplemental Health Care Exhibit (Parts 1, 2 and 3) [Document Identifier 216]	 1 8 9 6 1 2 0 1 1 2 1 6 0 0 0 0 0
32.	Supplemental Health Care Exhibit's Expense Allocation Report [Document Identifier 217]	 1 8 9 6 1 2 0 1 1 2 1 7 0 0 0 0 0

OVERFLOW PAGE FOR WRITE-INS

NONE



Designate the type of health care providers reported on this page:
Physicians, including surgeons and osteopaths

SUPPLEMENT "A" TO SCHEDULE T
EXHIBIT OF MEDICAL PROFESSIONAL LIABILITY PREMIUMS WRITTEN
ALLOCATED BY STATES AND TERRITORIES

		1	2	Direct Losses Paid		5	Direct Losses Unpaid		8
				3	4		6	7	
States, etc.		Direct Premiums Written	Direct Premiums Earned	Amount	Number of Claims	Direct Losses Incurred	Amount Reported	Number of Claims	Direct Losses Incurred But Not Reported
1.	Alabama.....AL								
2.	Alaska.....AK								
3.	Arizona.....AZ								
4.	Arkansas.....AR								
5.	California.....CA								
6.	Colorado.....CO								
7.	Connecticut.....CT								
8.	Delaware.....DE								
9.	District of Columbia.....DC								
10.	Florida.....FL								
11.	Georgia.....GA								
12.	Hawaii.....HI								
13.	Idaho.....ID								
14.	Illinois.....IL								
15.	Indiana.....IN								
16.	Iowa.....IA								
17.	Kansas.....KS								
18.	Kentucky.....KY								
19.	Louisiana.....LA								
20.	Maine.....ME								
21.	Maryland.....MD								
22.	Massachusetts.....MA								
23.	Michigan.....MI								
24.	Minnesota.....MN								
25.	Mississippi.....MS								
26.	Missouri.....MO								
27.	Montana.....MT								
28.	Nebraska.....NE								
29.	Nevada.....NV								
30.	New Hampshire.....NH								
31.	New Jersey.....NJ								
32.	New Mexico.....NM								
33.	New York.....NY								
34.	North Carolina.....NC								
35.	North Dakota.....ND								
36.	Ohio.....OH								
37.	Oklahoma.....OK								
38.	Oregon.....OR								
39.	Pennsylvania.....PA								
40.	Rhode Island.....RI								
41.	South Carolina.....SC								
42.	South Dakota.....SD								
43.	Tennessee.....TN								
44.	Texas.....TX								
45.	Utah.....UT								
46.	Vermont.....VT								
47.	Virginia.....VA								
48.	Washington.....WA								
49.	West Virginia.....WV								
50.	Wisconsin.....WI								
51.	Wyoming.....WY								
52.	American Samoa.....AS								
53.	Guam.....GU								
54.	Puerto Rico.....PR								
55.	U.S. Virgin Islands.....VI								
56.	Northern Mariana Islands.....MP								
57.	Canada.....CN								
58.	Aggregate other alien.....OT								
59.	Total								
DETAILS OF WRITE-INS									
5801.								
5802.								
5803.								
5898.	Summary of remaining write-ins for Line 58 from overflow page								
5899.	Totals (Lines 5801 thru 5803 plus 5898)(Line 58 above)								

NONE



Designate the type of health care
providers reported on this page:
Hospitals

SUPPLEMENT "A" TO SCHEDULE T
EXHIBIT OF MEDICAL PROFESSIONAL LIABILITY PREMIUMS WRITTEN
ALLOCATED BY STATES AND TERRITORIES

States, etc.	1 Direct Premiums Written	2 Direct Premiums Earned	Direct Losses Paid		5 Direct Losses Incurred	Direct Losses Unpaid		8 Direct Losses Incurred But Not Reported
			3 Amount	4 Number of Claims		6 Amount Reported	7 Number of Claims	
1. Alabama.....AL								
2. Alaska.....AK								
3. Arizona.....AZ								
4. Arkansas.....AR								
5. California.....CA								
6. Colorado.....CO								
7. Connecticut.....CT								
8. Delaware.....DE								
9. District of Columbia.....DC								
10. Florida.....FL								
11. Georgia.....GA								
12. Hawaii.....HI								
13. Idaho.....ID								
14. Illinois.....IL								
15. Indiana.....IN								
16. Iowa.....IA								
17. Kansas.....KS								
18. Kentucky.....KY								
19. Louisiana.....LA								
20. Maine.....ME								
21. Maryland.....MD								
22. Massachusetts.....MA								
23. Michigan.....MI								
24. Minnesota.....MN								
25. Mississippi.....MS								
26. Missouri.....MO								
27. Montana.....MT								
28. Nebraska.....NE								
29. Nevada.....NV								
30. New Hampshire.....NH								
31. New Jersey.....NJ								
32. New Mexico.....NM								
33. New York.....NY								
34. North Carolina.....NC								
35. North Dakota.....ND								
36. Ohio.....OH								
37. Oklahoma.....OK								
38. Oregon.....OR								
39. Pennsylvania.....PA								
40. Rhode Island.....RI								
41. South Carolina.....SC								
42. South Dakota.....SD								
43. Tennessee.....TN								
44. Texas.....TX								
45. Utah.....UT								
46. Vermont.....VT								
47. Virginia.....VA								
48. Washington.....WA								
49. West Virginia.....WV								
50. Wisconsin.....WI								
51. Wyoming.....WY								
52. American Samoa.....AS								
53. Guam.....GU								
54. Puerto Rico.....PR								
55. U.S. Virgin Islands.....VI								
56. Northern Mariana Islands.....MP								
57. Canada.....CN								
58. Aggregate other alien.....OT								
59. Total								
DETAILS OF WRITE-INS								
5801.								
5802.								
5803.								
5898. Summary of remaining write-ins for Line 58 from overflow page								
5899. Totals (Lines 5801 thru 5803 plus 5898)(Line 58 above)								

NONE



Designate the type of health care providers reported on this page:
Other health care professionals, including dentists

SUPPLEMENT "A" TO SCHEDULE T
EXHIBIT OF MEDICAL PROFESSIONAL LIABILITY PREMIUMS WRITTEN
ALLOCATED BY STATES AND TERRITORIES

			1	2	Direct Losses Paid		5	Direct Losses Unpaid		8
			Direct Premiums Written	Direct Premiums Earned	3	4	Direct Losses Incurred	6	7	Direct Losses Incurred But Not Reported
States, etc.					Amount	Number of Claims		Amount Reported	Number of Claims	
1.	Alabama	AL								
2.	Alaska	AK								
3.	Arizona	AZ								
4.	Arkansas	AR								
5.	California	CA								
6.	Colorado	CO								
7.	Connecticut	CT								
8.	Delaware	DE								
9.	District of Columbia	DC								
10.	Florida	FL								
11.	Georgia	GA								
12.	Hawaii	HI								
13.	Idaho	ID								
14.	Illinois	IL								
15.	Indiana	IN								
16.	Iowa	IA								
17.	Kansas	KS								
18.	Kentucky	KY								
19.	Louisiana	LA								
20.	Maine	ME								
21.	Maryland	MD								
22.	Massachusetts	MA								
23.	Michigan	MI								
24.	Minnesota	MN								
25.	Mississippi	MS								
26.	Missouri	MO								
27.	Montana	MT								
28.	Nebraska	NE								
29.	Nevada	NV								
30.	New Hampshire	NH								
31.	New Jersey	NJ								
32.	New Mexico	NM								
33.	New York	NY								
34.	North Carolina	NC								
35.	North Dakota	ND								
36.	Ohio	OH								
37.	Oklahoma	OK								
38.	Oregon	OR								
39.	Pennsylvania	PA								
40.	Rhode Island	RI								
41.	South Carolina	SC								
42.	South Dakota	SD								
43.	Tennessee	TN								
44.	Texas	TX								
45.	Utah	UT								
46.	Vermont	VT								
47.	Virginia	VA								
48.	Washington	WA								
49.	West Virginia	WV								
50.	Wisconsin	WI								
51.	Wyoming	WY								
52.	American Samoa	AS								
53.	Guam	GU								
54.	Puerto Rico	PR								
55.	U.S. Virgin Islands	VI								
56.	Northern Mariana Islands	MP								
57.	Canada	CN								
58.	Aggregate other alien	OT								
59.	Total									
DETAILS OF WRITE-INS										
5801.									
5802.									
5803.									
5898.	Summary of remaining write-ins for Line 58 from overflow page									
5899.	Totals (Lines 5801 thru 5803 plus 5898)(Line 58 above)									



Designate the type of health care
providers reported on this page:
Other health care facilities

SUPPLEMENT "A" TO SCHEDULE T
EXHIBIT OF MEDICAL PROFESSIONAL LIABILITY PREMIUMS WRITTEN
ALLOCATED BY STATES AND TERRITORIES

States, etc.	1 Direct Premiums Written	2 Direct Premiums Earned	Direct Losses Paid		5 Direct Losses Incurred	Direct Losses Unpaid		8 Direct Losses Incurred But Not Reported
			3 Amount	4 Number of Claims		6 Amount Reported	7 Number of Claims	
1. Alabama.....AL								
2. Alaska.....AK								
3. Arizona.....AZ								
4. Arkansas.....AR								
5. California.....CA								
6. Colorado.....CO								
7. Connecticut.....CT								
8. Delaware.....DE								
9. District of Columbia.....DC								
10. Florida.....FL								
11. Georgia.....GA								
12. Hawaii.....HI								
13. Idaho.....ID								
14. Illinois.....IL								
15. Indiana.....IN								
16. Iowa.....IA								
17. Kansas.....KS								
18. Kentucky.....KY								
19. Louisiana.....LA								
20. Maine.....ME								
21. Maryland.....MD								
22. Massachusetts.....MA								
23. Michigan.....MI								
24. Minnesota.....MN								
25. Mississippi.....MS								
26. Missouri.....MO								
27. Montana.....MT								
28. Nebraska.....NE								
29. Nevada.....NV								
30. New Hampshire.....NH								
31. New Jersey.....NJ								
32. New Mexico.....NM								
33. New York.....NY								
34. North Carolina.....NC								
35. North Dakota.....ND								
36. Ohio.....OH								
37. Oklahoma.....OK								
38. Oregon.....OR								
39. Pennsylvania.....PA								
40. Rhode Island.....RI								
41. South Carolina.....SC								
42. South Dakota.....SD								
43. Tennessee.....TN								
44. Texas.....TX								
45. Utah.....UT								
46. Vermont.....VT								
47. Virginia.....VA								
48. Washington.....WA								
49. West Virginia.....WV								
50. Wisconsin.....WI								
51. Wyoming.....WY								
52. American Samoa.....AS								
53. Guam.....GU								
54. Puerto Rico.....PR								
55. U.S. Virgin Islands.....VI								
56. Northern Mariana Islands.....MP								
57. Canada.....CN								
58. Aggregate other alien.....OT								
59. Total								
DETAILS OF WRITE-INS								
5801.								
5802.								
5803.								
5898. Summary of remaining write-ins for Line 58 from overflow page								
5899. Totals (Lines 5801 thru 5803 plus 5898)(Line 58 above)								

NONE

ALPHABETICAL INDEX

ANNUAL STATEMENT BLANK

Assets	2
Cash Flow	5
Exhibit of Capital Gains (Losses)	12
Exhibit of Net Investment Income	12
Exhibit of Nonadmitted Assets	13
Exhibit of Premiums and Losses (State Page)	19
Five-Year Historical Data	17
General Interrogatories	15
Jurat Page	1
Liabilities, Surplus and Other Funds	3
Notes To Financial Statements	14
Overflow Page For Write-ins	98
Schedule A - Part 1	E01
Schedule A - Part 2	E02
Schedule A - Part 3	E03
Schedule A - Verification Between Years	SI02
Schedule B - Part 1	E04
Schedule B - Part 2	E05
Schedule B - Part 3	E06
Schedule B - Verification Between Years	SI02
Schedule BA - Part 1	E07
Schedule BA - Part 2	E08
Schedule BA - Part 3	E09
Schedule BA - Verification Between Years	SI03
Schedule D - Part 1	E10
Schedule D - Part 1A - Section 1	SI05
Schedule D - Part 1A - Section 2	SI08
Schedule D - Part 2 - Section 1	E11
Schedule D - Part 2 - Section 2	E12
Schedule D - Part 3	E13
Schedule D - Part 4	E14
Schedule D - Part 5	E15
Schedule D - Part 6 - Section 1	E16
Schedule D - Part 6 - Section 2	E16
Schedule D - Summary By Country	SI04
Schedule D - Verification Between Years	SI03
Schedule DA - Part 1	E17
Schedule DA - Verification Between Years	SI10
Schedule DB - Part A - Section 1	E18
Schedule DB - Part A - Section 2	E19
Schedule DB - Part A - Verification Between Years	SI11
Schedule DB - Part B - Section 1	E20
Schedule DB - Part B - Section 2	E21
Schedule DB - Part B - Verification Between Years	SI11
Schedule DB - Part C - Section 1	SI12
Schedule DB - Part C - Section 2	SI13
Schedule DB - Part D	E22
Schedule DB - Verification	SI14
Schedule DL - Part 1	E23
Schedule DL - Part 2	E24
Schedule E - Part 1 - Cash	E25
Schedule E - Part 2 - Cash Equivalents	E26
Schedule E - Part 3 - Special Deposits	E27
Schedule E - Verification Between Years	SI15
Schedule F - Part 1	20
Schedule F - Part 2	21
Schedule F - Part 3	22
Schedule F - Part 4	23
Schedule F - Part 5	24
Schedule F - Part 6	25
Schedule F - Part 7	26
Schedule F - Part 8	27

ANNUAL STATEMENT BLANK (Continued)

Schedule H - Accident and Health Exhibit - Part 1	28
Schedule H - Part 2, Part 3 and 4	29
Schedule H - Part 5 - Health Claims	30
Schedule P - Part 1 - Summary	31
Schedule P - Part 1A - Homeowners/Farmowners	33
Schedule P - Part 1B - Private Passenger Auto Liability/Medical	34
Schedule P - Part 1C - Commercial Auto/Truck Liability/Medical	35
Schedule P - Part 1D - Workers' Compensation (Excluding Excess Workers' Compensation)	36
Schedule P - Part 1E - Commercial Multiple Peril	37
Schedule P - Part 1F - Section 1 - Medical Professional Liability - Occurrence	38
Schedule P - Part 1F - Section 2 - Medical Professional Liability - Claims-Made	39
Schedule P - Part 1G - Special Liability (Ocean, Marine, Aircraft (All Perils), Boiler and Machinery)	40
Schedule P - Part 1H - Section 1 - Other Liability-Occurrence	41
Schedule P - Part 1H - Section 2 - Other Liability - Claims-Made	42
Schedule P - Part 1I - Special Property (Fire, Allied Lines, Inland Marine, Earthquake, Burglary & Theft)	43
Schedule P - Part 1J - Auto Physical Damage	44
Schedule P - Part 1K - Fidelity/Surety	45
Schedule P - Part 1L - Other (Including Credit, Accident and Health)	46
Schedule P - Part 1M - International	47
Schedule P - Part 1N - Reinsurance - Nonproportional Assumed Property	48
Schedule P - Part 1O - Reinsurance - Nonproportional Assumed Liability	49
Schedule P - Part 1P - Reinsurance - Nonproportional Assumed Financial Lines	50
Schedule P - Part 1R - Section 1 - Products Liability - Occurrence	51
Schedule P - Part 1R - Section 2 - Products Liability - Claims-Made	52
Schedule P - Part 1S - Financial Guaranty/Mortgage Guaranty	53
Schedule P - Part 1T - Warranty	54
Schedule P - Part 2, Part 3 and Part 4 - Summary	32
Schedule P - Part 2A - Homeowners/Farmowners	55
Schedule P - Part 2B - Private Passenger Auto Liability/Medical	55
Schedule P - Part 2C - Commercial Auto/Truck Liability/Medical	55
Schedule P - Part 2D - Workers' Compensation (Excluding Excess Workers' Compensation)	55
Schedule P - Part 2E - Commercial Multiple Peril	55
Schedule P - Part 2F - Section 1 - Medical Professional Liability - Occurrence	56
Schedule P - Part 2F - Section 2 - Medical Professional Liability - Claims-Made	56
Schedule P - Part 2G - Special Liability (Ocean Marine, Aircraft (All Perils), Boiler and Machinery)	56
Schedule P - Part 2H - Section 1 - Other Liability - Occurrence	56
Schedule P - Part 2H - Section 2 - Other Liability - Claims-Made	56
Schedule P - Part 2I - Special Property (Fire, Allied Lines, Inland Marine, Earthquake, Burglary, and Theft)	57
Schedule P - Part 2J - Auto Physical Damage	57
Schedule P - Part 2K - Fidelity, Surety	57
Schedule P - Part 2L - Other (Including Credit, Accident and Health)	57
Schedule P - Part 2M - International	57
Schedule P - Part 2N - Reinsurance - Nonproportional Assumed Property	58
Schedule P - Part 2O - Reinsurance - Nonproportional Assumed Liability	58
Schedule P - Part 2P - Reinsurance - Nonproportional Assumed Financial Lines	58
Schedule P - Part 2R - Section 1 - Products Liability - Occurrence	59
Schedule P - Part 2R - Section 2 - Products Liability - Claims-Made	59
Schedule P - Part 2S - Financial Guaranty/Mortgage Guaranty	59
Schedule P - Part 2T - Warranty	59
Schedule P - Part 3A - Homeowners/Farmowners	60
Schedule P - Part 3B - Private Passenger Auto Liability/Medical	60
Schedule P - Part 3C - Commercial Auto/Truck Liability/Medical	60
Schedule P - Part 3D - Workers' Compensation (Excluding Excess Workers' Compensation)	60
Schedule P - Part 3E - Commercial Multiple Peril	60
Schedule P - Part 3F - Section 1 - Medical Professional Liability - Occurrence	61
Schedule P - Part 3F - Section 2 - Medical Professional Liability - Claims-Made	61
Schedule P - Part 3G - Special Liability (Ocean Marine, Aircraft (All Perils), Boiler and Machinery)	61
Schedule P - Part 3H - Section 1 - Other Liability - Occurrence	61
Schedule P - Part 3H - Section 2 - Other Liability - Claims-Made	61
Schedule P - Part 3I - Special Property (Fire, Allied Lines, Inland Marine, Earthquake, Burglary, and Theft)	62
Schedule P - Part 3J - Auto Physical Damage	62
Schedule P - Part 3K - Fidelity/Surety	62
Schedule P - Part 3L - Other (Including Credit, Accident and Health)	62
Schedule P - Part 3M - International	62
Schedule P - Part 3N - Reinsurance - Nonproportional Assumed Property	63
Schedule P - Part 3O - Reinsurance - Nonproportional Assumed Liability	63
Schedule P - Part 3P - Reinsurance - Nonproportional Assumed Financial Lines	63
Schedule P - Part 3R - Section 1 - Products Liability - Occurrence	64
Schedule P - Part 3R - Section 2 - Products Liability - Claims-Made	64
Schedule P - Part 3S - Financial Guaranty/Mortgage Guaranty	64
Schedule P - Part 3T - Warranty	64

ANNUAL STATEMENT BLANK (Continued)

Schedule P - Part 4A - Homeowners/Farmowners	65
Schedule P - Part 4B - Private Passenger Auto Liability/Medical	65
Schedule P - Part 4C - Commercial Auto/Truck Liability/Medical	65
Schedule P - Part 4D - Workers' Compensation (Excluding Excess Workers' Compensation)	65
Schedule P - Part 4E - Commercial Multiple Peril	65
Schedule P - Part 4F - Section 1 - Medical Professional Liability - Occurrence	66
Schedule P - Part 4F - Section 2 - Medical Professional Liability - Claims-Made	66
Schedule P - Part 4G - Special Liability (Ocean Marine, Aircraft (All Perils), Boiler and Machinery)	66
Schedule P - Part 4H - Section 1 - Other Liability - Occurrence	66
Schedule P - Part 4H - Section 2 - Other Liability - Claims-Made	66
Schedule P - Part 4I - Special Property (Fire, Allied Lines, Inland Marine, Earthquake, Burglary and Theft)	67
Schedule P - Part 4J - Auto Physical Damage	67
Schedule P - Part 4K - Fidelity/Surety	67
Schedule P - Part 4L - Other (Including Credit, Accident and Health)	67
Schedule P - Part 4M - International	67
Schedule P - Part 4N - Reinsurance - Nonproportional Assumed Property	68
Schedule P - Part 4O - Reinsurance - Nonproportional Assumed Liability	68
Schedule P - Part 4P - Reinsurance - Nonproportional Assumed Financial Lines	68
Schedule P - Part 4R - Section 1 - Products Liability - Occurrence	69
Schedule P - Part 4R - Section 2 - Products Liability - Claims-Made	69
Schedule P - Part 4S - Financial Guaranty/Mortgage Guaranty	69
Schedule P - Part 4T - Warranty	69
Schedule P - Part 5A - Homeowners/Farmowners	70
Schedule P - Part 5B - Private Passenger Auto Liability/Medical	71
Schedule P - Part 5C - Commercial Auto/Truck Liability/Medical	72
Schedule P - Part 5D - Workers' Compensation (Excluding Excess Workers' Compensation)	73
Schedule P - Part 5E - Commercial Multiple Peril	74
Schedule P - Part 5F - Medical Professional Liability - Claims-Made	76
Schedule P - Part 5F - Medical Professional Liability - Occurrence	75
Schedule P - Part 5H - Other Liability - Claims-Made	78
Schedule P - Part 5H - Other Liability - Occurrence	77
Schedule P - Part 5R - Products Liability - Claims-Made	80
Schedule P - Part 5R - Products Liability - Occurrence	79
Schedule P - Part 5T - Warranty	81
Schedule P - Part 6C - Commercial Auto/Truck Liability/Medical	82
Schedule P - Part 6D - Workers' Compensation (Excluding Excess Workers' Compensation)	82
Schedule P - Part 6E - Commercial Multiple Peril	83
Schedule P - Part 6H - Other Liability - Claims-Made	84
Schedule P - Part 6H - Other Liability - Occurrence	83
Schedule P - Part 6M - International	84
Schedule P - Part 6N - Reinsurance - Nonproportional Assumed Property	85
Schedule P - Part 6O - Reinsurance - Nonproportional Assumed Liability	85
Schedule P - Part 6R - Products Liability - Claims-Made	86
Schedule P - Part 6R - Products Liability - Occurrence	86
Schedule P - Part 7A - Primary Loss Sensitive Contracts	87
Schedule P - Part 7B - Reinsurance Loss Sensitive Contracts	89
Schedule P Interrogatories	91
Schedule T - Exhibit of Premiums Written	92
Schedule T - Part 2 - Interstate Compact	93
Schedule Y - Information Concerning Activities of Insurer Members of a Holding Company Group	94
Schedule Y - Part 1A - Detail of Insurance Holding Company System	95
Schedule Y - Part 2 - Summary of Insurer's Transactions With Any Affiliates	96
Statement of Income	4
Summary Investment Schedule	SI01
Supplemental Exhibits and Schedules Interrogatories	97
Underwriting and Investment Exhibit Part 1	6
Underwriting and Investment Exhibit Part 1A	7
Underwriting and Investment Exhibit Part 1B	8
Underwriting and Investment Exhibit Part 2	9
Underwriting and Investment Exhibit Part 2A	10
Underwriting and Investment Exhibit Part 3	11