



PROPERTY AND CASUALTY COMPANIES - ASSOCIATION EDITION

ANNUAL STATEMENT

FOR THE YEAR ENDED DECEMBER 31, 2011
OF THE CONDITION AND AFFAIRS OF THE

Nationwide Insurance Company of Florida

NAIC Group Code	0140 (Current)	0140 (Prior)	NAIC Company Code	10948	Employer's ID Number	31-1613686
Organized under the Laws of	Ohio			State of Domicile or Port of Entry		Ohio
Country of Domicile	United States of America					
Incorporated/Organized	08/18/1998			Commenced Business		08/18/1998
Statutory Home Office	One West Nationwide Blvd. (Street and Number)			Columbus , OH 43215-2220 (City or Town, State and Zip Code)		
Main Administrative Office	1100 Locust Street (Street and Number)					
	Des Moines , IA 50391-1100 (City or Town, State and Zip Code)			614-249-7111 (Area Code) (Telephone Number)		
Mail Address	One West Nationwide Blvd., 1-04-701 (Street and Number or P.O. Box)			Columbus , OH 43215-2220 (City or Town, State and Zip Code)		
Primary Location of Books and Records	One West Nationwide Blvd., 1-04-701 (Street and Number)					
	Columbus , OH 43215-2220 (City or Town, State and Zip Code)			614-249-1545 (Area Code) (Telephone Number)		
Internet Website Address	www.nationwide.com					
Statutory Statement Contact	Arlene E. Swanson (Name)			614-249-1545 (Area Code) (Telephone Number)		
	FinRpt@nationwide.com (E-mail Address)			866-315-1430 (FAX Number)		

OFFICERS

President	Lisa Eden Gobber	VP & Treasurer	Wendell Paul Crosser
VP & Secretary	Robert William Horner III		

OTHER

Pamela Ann Biesecker	Sr VP-Head of Taxation	
----------------------	------------------------	--

DIRECTORS OR TRUSTEES

David Gerard Arango	Wesley Kim Austen	Mark Allen Berven
Martha Lovette Frye	Jeff Millard Rommel	

State of	Ohio	SS:
County of	Franklin	

The officers of this reporting entity being duly sworn, each depose and say that they are the described officers of said reporting entity, and that on the reporting period stated above, all of the herein described assets were the absolute property of the said reporting entity, free and clear from any liens or claims thereon, except as herein stated, and that this statement, together with related exhibits, schedules and explanations therein contained, annexed or referred to, is a full and true statement of all the assets and liabilities and of the condition and affairs of the said reporting entity as of the reporting period stated above, and of its income and deductions therefrom for the period ended, and have been completed in accordance with the NAIC Annual Statement Instructions and Accounting Practices and Procedures manual except to the extent that: (1) state law may differ; or, (2) that state rules or regulations require differences in reporting not related to accounting practices and procedures, according to the best of their information, knowledge and belief, respectively. Furthermore, the scope of this attestation by the described officers also includes the related corresponding electronic filing with the NAIC, when required, that is an exact copy (except for formatting differences due to electronic filing) of the enclosed statement. The electronic filing may be requested by various regulators in lieu of or in addition to the enclosed statement.

Lisa Eden Gobber President	Robert William Horner, III VP & Secretary	Wendell Paul Crosser VP & Treasurer
Subscribed and sworn to before me this		a. Is this an original filing?
day of January , 2012		b. If no,
		1. State the amendment number.....
		2. Date filed
		3. Number of pages attached.....



ANNUAL STATEMENT FOR THE YEAR 2011 OF THE NATIONWIDE INSURANCE COMPANY OF FLORIDA

EXHIBIT OF PREMIUMS AND LOSSES (Statutory Page 14)

NAIC Group Code 0140		Direct Business in the state of Florida		During the Year 2011			NAIC Company Code 10948						
Line of Business		Gross Premiums, Including Policy and Membership Fees, Less Return Premiums and Premiums on Policies not Taken		3 Dividends Paid or Credited to Policyholders on Direct Business	4 Direct Unearned Premium Reserves	5 Direct Losses Paid (deducting salvage)	6 Direct Losses Incurred	7 Direct Losses Unpaid	8 Direct Defense and Cost Containment Expense Paid	9 Direct Defense and Cost Containment Expense Incurred	10 Direct Defense and Cost Containment Expense Unpaid	11 Commissions and Brokerage Expenses	12 Taxes, Licenses and Fees
		1 Direct Premiums Written	2 Direct Premiums Earned										
1.	Fire						(4,342)	3,456		(344)	172		
2.1	Allied lines					154,235	(26,410)	85,827	62,814	62,394	456		
2.2	Multiple peril crop												
2.3	Federal flood												
3.	Farmowners multiple peril												
4.	Homeowners multiple peril	54,871,890	64,606,803		27,636,058	59,739,933	24,744,980	48,997,836	5,096,676	3,038,870	6,108,842	5,842,340	884,545
5.1	Commercial multiple peril (non-liability portion)												
5.2	Commercial multiple peril (liability portion)												
6.	Mortgage guaranty												
8.	Ocean marine												
9.	Inland marine	1,029,452	1,144,010		510,457	253,972	78,328	79,570	3,997	(7,612)	13,971	109,229	16,832
10.	Financial guaranty												
11.	Medical professional liability												
12.	Earthquake	17,514	21,555		9,173		(3,398)	927		(778)	725	1,735	279
13.	Group accident and health (b)												
14.	Credit accident and health (group and individual)												
15.1	Collectively renewable accident and health (b)												
15.2	Non-cancelable accident and health(b)												
15.3	Guaranteed renewable accident and health(b)												
15.4	Non-renewable for stated reasons only (b)												
15.5	Other accident only												
15.6	Medicare Title XVIII exempt from state taxes or fees												
15.7	All other accident and health (b)												
15.8	Federal employees health benefits program premium (b)												
16.	Workers' compensation												
17.1	Other Liability - occurrence					4,878	(3,351)	45,180	9,296	8,633	633		
17.2	Other Liability - claims made												
17.3	Excess workers' compensation												
18.	Products liability												
19.1	Private passenger auto no-fault (personal injury protection)												
19.2	Other private passenger auto liability												
19.3	Commercial auto no-fault (personal injury protection)												
19.4	Other commercial auto liability												
21.1	Private passenger auto physical damage											4,252	
21.2	Commercial auto physical damage												
22.	Aircraft (all perils)												
23.	Fidelity												
24.	Surety												
26.	Burglary and theft												
27.	Boiler and machinery												
28.	Credit												
30.	Warranty												
34.	Aggregate write-ins for other lines of business												
35.	TOTALS (a)	55,918,856	65,772,368		28,155,688	60,153,018	24,785,807	49,212,796	5,172,783	3,101,163	6,124,799	5,957,556	901,656
DETAILS OF WRITE-INS													
3401.												
3402.												
3403.												
3498.	Summary of remaining write-ins for Line 34 from overflow page												
3499.	Totals (Lines 3401 thru 3403 plus 3498)(Line 34 above)												

(a) Finance and service charges not included in Lines 1 to 35 \$495,083
(b) For health business on indicated lines report: Number of persons insured under PPO managed care products and number of persons insured under indemnity only products



ANNUAL STATEMENT FOR THE YEAR 2011 OF THE NATIONWIDE INSURANCE COMPANY OF FLORIDA

EXHIBIT OF PREMIUMS AND LOSSES (Statutory Page 14)

NAIC Group Code 0140

Direct Business in the state of Ohio

During the Year 2011

NAIC Company Code 10948

Line of Business	Gross Premiums, Including Policy and Membership Fees, Less Return Premiums and Premiums on Policies not Taken		Dividends Paid or Credited to Policyholders on Direct Business	Direct Unearned Premium Reserves	Direct Losses Paid (deducting salvage)	Direct Losses Incurred	Direct Losses Unpaid	Direct Defense and Cost Containment Expense Paid	Direct Defense and Cost Containment Expense Incurred	Direct Defense and Cost Containment Expense Unpaid	Commissions and Brokerage Expenses	Taxes, Licenses and Fees
	1 Direct Premiums Written	2 Direct Premiums Earned										
1. Fire												
2.1 Allied lines												
2.2 Multiple peril crop												
2.3 Federal flood												
3. Farmowners multiple peril												
4. Homeowners multiple peril												2,532
5.1 Commercial multiple peril (non-liability portion)												
5.2 Commercial multiple peril (liability portion)												
6. Mortgage guaranty												
8. Ocean marine												
9. Inland marine												
10. Financial guaranty												
11. Medical professional liability												
12. Earthquake												
13. Group accident and health (b)												
14. Credit accident and health (group and individual)												
15.1 Collectively renewable accident and health (b).....												
15.2 Non-cancelable accident and health(b)												
15.3 Guaranteed renewable accident and health(b)												
15.4 Non-renewable for stated reasons only (b)												
15.5 Other accident only												
15.6 Medicare Title XVIII exempt from state taxes or fees.....												
15.7 All other accident and health (b)												
15.8 Federal employees health benefits program premium (b)												
16. Workers' compensation												
17.1 Other Liability - occurrence												
17.2 Other Liability - claims made												
17.3 Excess workers' compensation												
18. Products liability												
19.1 Private passenger auto no-fault (personal injury protection)												
19.2 Other private passenger auto liability												
19.3 Commercial auto no-fault (personal injury protection)												
19.4 Other commercial auto liability												
21.1 Private passenger auto physical damage												
21.2 Commercial auto physical damage												
22. Aircraft (all perils)												
23. Fidelity												
24. Surety												
26. Burglary and theft												
27. Boiler and machinery												
28. Credit												
30. Warranty												
34. Aggregate write-ins for other lines of business												
35. TOTALS (a)												2,532
DETAILS OF WRITE-INS												
3401.												
3402.												
3403.												
3498. Summary of remaining write-ins for Line 34 from overflow page												
3499. Totals (Lines 3401 thru 3403 plus 3498)(Line 34 above)												

(a) Finance and service charges not included in Lines 1 to 35 \$

(b) For health business on indicated lines report: Number of persons insured under PPO managed care products and number of persons insured under indemnity only products



ANNUAL STATEMENT FOR THE YEAR 2011 OF THE NATIONWIDE INSURANCE COMPANY OF FLORIDA

EXHIBIT OF PREMIUMS AND LOSSES (Statutory Page 14)

NAIC Group Code 0140 Direct Business in the state of Grand Total During the Year 2011 NAIC Company Code 10948

Line of Business	Gross Premiums, Including Policy and Membership Fees, Less Return Premiums and Premiums on Policies not Taken		Dividends Paid or Credited to Policyholders on Direct Business	Direct Unearned Premium Reserves	Direct Losses Paid (deducting salvage)	Direct Losses Incurred	Direct Losses Unpaid	Direct Defense and Cost Containment Expense Paid	Direct Defense and Cost Containment Expense Incurred	Direct Defense and Cost Containment Expense Unpaid	Commissions and Brokerage Expenses	Taxes, Licenses and Fees
	1 Direct Premiums Written	2 Direct Premiums Earned										
1. Fire						(4,342)	3,456		(344)	172		
2.1 Allied lines					154,235	(26,410)	85,827	62,814	62,394	456		
2.2 Multiple peril crop												
2.3 Federal flood												
3. Farmowners multiple peril												
4. Homeowners multiple peril	54,871,890	64,606,803		27,636,058	59,739,933	24,744,980	48,997,836	5,096,676	3,038,870	6,108,842	5,842,340	887,077
5.1 Commercial multiple peril (non-liability portion)												
5.2 Commercial multiple peril (liability portion)												
6. Mortgage guaranty												
8. Ocean marine												
9. Inland marine	1,029,452	1,144,010		510,457	253,972	78,328	79,570	3,997	(7,612)	13,971	109,229	16,832
10. Financial guaranty												
11. Medical professional liability												
12. Earthquake	17,514	21,555		9,173		(3,398)	927		(778)	725	1,735	279
13. Group accident and health (b)												
14. Credit accident and health (group and individual)												
15.1 Collectively renewable accident and health (b)												
15.2 Non-cancelable accident and health(b)												
15.3 Guaranteed renewable accident and health(b)												
15.4 Non-renewable for stated reasons only (b)												
15.5 Other accident only												
15.6 Medicare Title XVIII exempt from state taxes or fees												
15.7 All other accident and health (b)												
15.8 Federal employees health benefits program premium (b)												
16. Workers' compensation												
17.1 Other Liability - occurrence					4,878	(3,351)	45,180	9,296	8,633	633		
17.2 Other Liability - claims made												
17.3 Excess workers' compensation												
18. Products liability												
19.1 Private passenger auto no-fault (personal injury protection)												
19.2 Other private passenger auto liability												
19.3 Commercial auto no-fault (personal injury protection)												
19.4 Other commercial auto liability												
21.1 Private passenger auto physical damage											4,252	
21.2 Commercial auto physical damage												
22. Aircraft (all perils)												
23. Fidelity												
24. Surety												
26. Burglary and theft												
27. Boiler and machinery												
28. Credit												
30. Warranty												
34. Aggregate write-ins for other lines of business												
35. TOTALS (a)	55,918,856	65,772,368		28,155,688	60,153,018	24,785,807	49,212,796	5,172,783	3,101,163	6,124,799	5,957,556	904,188
DETAILS OF WRITE-INS												
3401.												
3402.												
3403.												
3498. Summary of remaining write-ins for Line 34 from overflow page												
3499. Totals (Lines 3401 thru 3403 plus 3498)(Line 34 above)												

(a) Finance and service charges not included in Lines 1 to 35 \$ 495,083
(b) For health business on indicated lines report: Number of persons insured under PPO managed care products and number of persons insured under indemnity only products

Schedule F - Part 1
N O N E

Schedule F - Part 2
N O N E

ANNUAL STATEMENT FOR THE YEAR 2011 OF THE NATIONWIDE INSURANCE COMPANY OF FLORIDA

SCHEDULE F - PART 3

Ceded Reinsurance as of December 31, Current Year (000 OMITTED)

1	2	3	4	5	6	Reinsurance Recoverable On									Reinsurance Payable		18	19
Federal ID Number	NAIC Company Code	Name of Reinsurer	Domiciliary Jurisdiction	Reinsurance Contracts Ceding 75% or More of Direct Premiums Written	Reinsurance Premiums Ceded	7	8	9	10	11	12	13	14	15	16	17	Net Amount Recoverable From Reinsurers Cols. 15 - [16 + 17]	Funds Held By Company Under Reinsurance Treaties
31-4177100	23787	NATIONWIDE MUTUAL INS CO	OH		16,532							640		640			640	
0299999. Total Authorized - Affiliates - U.S. Non-Pool					16,532							640		640			640	
0499999. Total Authorized - Affiliates					16,532							640		640			640	
36-2661954	10103	AMERICAN AGRICULTURAL INS CO	NY		23							1		1			1	
22-2005057	26921	EVEREST REINS CO	DE		69							3		3			3	
13-2673100	22039	GENERAL REINS CORP	CT		57							2		2			2	
74-2195939	42374	HOUSTON CASUALTY CO	TX		9													
04-1543470	23043	LIBERTY MUTUAL INSURANCE CO	MA		40							2		2			2	
13-5669461	12017	MUNICH REINS CO US BRANCH	NY		65							3		3			3	
47-0698507	23680	ODYSSEY REINS CO	CT		107							5		5			5	
23-1641984	10219	QBE REINS CORP	NY		20							1		1			1	
13-1675535	25364	SWISS REINS AMER CORP	NY		860							38		38			38	
13-5616275	19453	TRANSATLANTIC REINS CO	NY		358							17		17			17	
0599998. Total Authorized - Other U.S. Unaffiliated Insurers (Under \$100,000)																		
0599999. Total Authorized - Other U.S. Unaffiliated Insurers					1,608							72		72			72	
AA-9991310	00000	FLORIDA HURRICANE CATASTROPHE FUND	FL		3,018										(975)		975	
0699999. Total Authorized - Pools - Mandatory Pools					3,018										(975)		975	
AA-1340125	00000	HANNOVER RUCKVERSICHERUNGS AG	DE		70							3		3			3	
AA-1127084	00000	LLOYD'S SYNDICATE NUMBER 1084	GB		4													
AA-1127400	00000	LLOYD'S SYNDICATE NUMBER 1400	GB		54							2		2			2	
AA-1120096	00000	LLOYD'S SYNDICATE NUMBER 1880	GB		51							2		2			2	
AA-1128003	00000	LLOYD'S SYNDICATE NUMBER 2003	GB		63							3		3			3	
AA-1120071	00000	LLOYD'S SYNDICATE NUMBER 2007	GB		11							1		1			1	
AA-1120071	00000	LLOYD'S SYNDICATE NUMBER 2010	GB		4													
AA-1128623	00000	LLOYD'S SYNDICATE NUMBER 2623	GB		32							1		1			1	
AA-1128987	00000	LLOYD'S SYNDICATE NUMBER 2987	GB		17							1		1			1	
AA-1126033	00000	LLOYD'S SYNDICATE NUMBER 33	GB		18							1		1			1	
AA-1126382	00000	LLOYD'S SYNDICATE NUMBER 382	GB		29							1		1			1	
AA-1120075	00000	LLOYD'S SYNDICATE NUMBER 4020	GB		29							1		1			1	
AA-1126435	00000	LLOYD'S SYNDICATE NUMBER 435	GB		160							7		7			7	
AA-1126004	00000	LLOYD'S SYNDICATE NUMBER 4444	GB		12							1		1			1	
AA-1126623	00000	LLOYD'S SYNDICATE NUMBER 623	GB		8													
AA-1128010	00000	LLOYD'S SYNDICATE NUMBER 2010	GB		4													
AA-1126510	00000	LLOYD'S SYNDICATE NUMBER 510	GB		53							2		2			2	
0899998. Total Authorized - Other Non-U.S. Insurers (Under \$100,000)																		
0899999. Total Authorized - Other Non-U.S. Insurers					619							26		26			26	
0999999. Total Authorized					21,777							738		738	(975)		1,713	
1099999. Total Unauthorized - Affiliates - U.S. Intercompany Pooling																		
AA-3190972	00000	TORUS INS (BERMUDA) LTD	Bermuda		25							1		1			1	
1299999. Total Unauthorized - Affiliates - Other (Non-U.S.)					25							1		1			1	
1399999. Total Unauthorized - Affiliates					25							1		1			1	
AA-3194126	00000	ARCH REINS LTD	Bermuda		25							1		1			1	
1499998. Total Unauthorized - Other U.S. Unaffiliated Insurers (Under \$100,000)																		
1499999. Total Unauthorized - Other U.S. Unaffiliated Insurers					25							1		1			1	
1599999. Total Unauthorized - Pools - Mandatory Pools																		
AA-3190770	00000	ACE TEMPEST REINS CO LTD	BM		192							8		8			8	
AA-3194128	00000	ALLIED WORLD ASSURANCE CO LTD	BM		35							2		2			2	
AA-3190829	00000	ALTERRA BERMUDA LTD	BM		97							4		4			4	
AA-3190932	00000	ARGO RE	BM		87							4		4			4	
AA-3190873	00000	ARIEL REINS CO LTD	BM		18							1		1			1	

ANNUAL STATEMENT FOR THE YEAR 2011 OF THE NATIONWIDE INSURANCE COMPANY OF FLORIDA

SCHEDULE F - PART 3

Ceded Reinsurance as of December 31, Current Year (000 OMITTED)

1	2	3	4	5	6	Reinsurance Recoverable On									Reinsurance Payable		18	19
						7	8	9	10	11	12	13	14	15	16	17		
Federal ID Number	NAIC Company Code	Name of Reinsurer	Domiciliary Jurisdiction	Reinsurance Contracts Ceding 75% or More of Direct Premiums Written	Reinsurance Premiums Ceded	Paid Losses	Paid LAE	Known Case Loss Reserves	Known Case LAE Reserves	IBNR Loss Reserves	IBNR LAE Reserves	Unearned Premiums	Contingent Commis-sions	Columns 7 thru 14 Totals	Ceded Balances Payable	Other Amounts Due to Reinsurers	Net Amount Recoverable From Reinsurers Cols. 15 - [16 + 17]	Funds Held By Company Under Reinsurance Treaties
AA-3194168	.00000	ASPEN INS LTD	BM.		118							5		5			5	
AA-3770320	.00000	CAELUS RE LTD	KY.		69													
AA-3770320	.00000	CAELUS RE LTD II	KY.		294							48		48			48	
AA-3194161	.00000	CATLIN INS CO LTD	BM.		50							2		2			2	
AA-3194122	.00000	DAVINCI REINS LTD	BM.		3													
AA-1460006	.00000	FLAGSTONE REASSURANCE SUISSE SA	CH.		6													
AA-5340310	.00000	GENERAL INS CORP OF INDIA	IN.		32							1		1			1	
AA-1840000	.00000	MAPFRE RE COMPANIA DE REASEGUROS SA	ES.		57							3		3			3	
AA-3194129	.00000	MONTPELIER REINS LTD	BM.		83							4		4			4	
AA-3194200	.00000	MS FRONTIER REINS LTD	BM.		9													
AA-3190686	.00000	PARTNERRE GRP	BM.		189							8		8			8	
AA-3190339	.00000	RENAISSANCE REINS LTD	BM.		5													
AA-1464100	.00000	SCOR SWITZERLAND LTD	CH.		25							1		1			1	
AA-1440076	.00000	SIRIUS INTL INS CORP	SE.		123							5		5			5	
AA-1580110	.00000	SOMPO JAPAN INS INC	JP.		13							1		1			1	
AA-3190838	.00000	TOKIO MILLENIUM RE LTD	BM.		28							1		1			1	
AA-3190870	.00000	VAL IDUS REINS LTD	BM.		50							2		2			2	
AA-3190757	.00000	XL RE LTD	BM.		145							6		6			6	
1799998. Total Unauthorized - Other Non-U.S. Insurers (Under \$100,000)																		
1799999. Total Unauthorized - Other Non-U.S. Insurers					1,728							106		106			106	
1899999. Total Unauthorized					1,778							108		108			108	
1999999. Total Authorized and Unauthorized					23,555							846		846	(975)		1,821	
2099999. Total Protected Cells																		
9999999 Totals					23,555							846		846	(975)		1,821	

NOTE: A. Report the five largest provisional commission rates included in the cedant's reinsurance treaties.
The commission rate to be reported is by contract with ceded premium in excess of \$50,000:

1	2	3
Name of Reinsurer	Commission Rate	Ceded Premium
1.
2.
3.
4.
5.

B. Report the five largest reinsurance recoverables reported in Column 15, due from any one reinsurer (based on the total recoverables, Line 9999999, Column 15), the amount of ceded premium, and indicate whether the recoverables are due from an affiliated insurer.

1	2	3	4
Name of Reinsurer	Total Recoverables	Ceded Premiums	Affiliated
1. NATIONWIDE MUTUAL INSURANCE CO.	640	16,533	Yes [X] No []
2. CAELUS RE LTD II	48	294	Yes [] No [X]
3. SWISS REINS AMER CORP	38	860	Yes [] No [X]
4. TRANSATLANTIC REINS CO	17	358	Yes [] No [X]
5. PARTNERRE GRP	8	189	Yes [] No [X]

ANNUAL STATEMENT FOR THE YEAR 2011 OF THE NATIONWIDE INSURANCE COMPANY OF FLORIDA

SCHEDULE F - PART 4

Aging of Ceded Reinsurance as of December 31, Current Year (000 OMITTED)

[illegible]

ANNUAL STATEMENT FOR THE YEAR 2011 OF THE NATIONWIDE INSURANCE COMPANY OF FLORIDA

SCHEDULE F - PART 5

Provision for Unauthorized Reinsurance as of December 31, Current Year (000 OMITTED)

1	2	3	4	5	6	7	Letter of Credit Issuing or Confirming Bank (a)			11	12	13	14	15	16	17	18	19	20
							8	9	10										
Federal ID Number	NAIC Company Code	Name of Reinsurer	Domiciliary Jurisdiction	Reinsurance Recoverable all Items Schedule F Part 3, Col. 15	Funds Held By Company Under Reinsurance Treaties	Letters of Credit	American Bankers Association (ABA) Routing Number	Letter of Credit Code	Bank Name	Ceded Balances Payable	Miscellaneous Balances	Other Allowed Offset Items	Cols. 6+7 +11+12+13 but not in excess of Col. 5	Subtotal Col. 5 minus Col. 14	Recoverable Paid Losses & LAE Expenses Over 90 Days past Due not in Dispute	20% of Amount in Col. 16	Smaller of Col. 14 or Col. 17	Smaller of Col. 14 or 20% of Amount in Dispute Included in Col. 5	Total Provision for Unauthorized Reinsurance Smaller of Col. 5 or Cols. 15 + 18 + 19
AA-3190972	.00000	TORUS INS (BERMUDA) LTD.	Bermuda	.1										.1					.1
0399999. Total Affiliates - Other Non-U.S. Insurers				1			XXX	XXX	XXX					1					1
0499999. Total Affiliates				1			XXX	XXX	XXX					1					1
AA-3194126	.00000	ARCH REINS LTD	Bermuda	.1										.1					.1
0599999. Total Other U.S. Unaffiliated Insurers				1			XXX	XXX	XXX					1					1
AA-3190770	.00000	ACE TEMPEST REINS CO LTD	.BM	.8										.8					.8
AA-3194128	.00000	ALLIED WORLD ASSURANCE CO LTD	.BM	.2										.2					.2
AA-3190829	.00000	ALTERRA BERMUDA LTD	.BM	.4										.4					.4
AA-3190932	.00000	ARGO RE	.BM	.4										.4					.4
AA-3190873	.00000	ARIEL REINS CO LTD	.BM	.1										.1					.1
AA-3194168	.00000	ASPEN INS LTD	.BM	.5										.5					.5
AA-3770320	.00000	CAELUS RE LTD II	.KY	.48										.48					.48
AA-3194161	.00000	CATLIN INS CO LTD	.BM	.2										.2					.2
AA-5340310	.00000	GENERAL INS CORP OF INDIA	.IN	.1										.1					.1
AA-1840000	.00000	MAPFRE RE COMPANIA DE REASEGUROS SA	.ES	.3										.3					.3
AA-3194129	.00000	MONTPELIER REINS LTD	.BM	.4										.4					.4
AA-3190686	.00000	PARTNERRE GRP	.BM	.8										.8					.8
AA-1464100	.00000	SCOR SWITZERLAND LTD	.CH	.1										.1					.1
AA-1440076	.00000	SIRIUS INTL INS CORP	.SE	.5										.5					.5
AA-1580110	.00000	SOMPO JAPAN INS INC	.JP	.1										.1					.1
AA-3190838	.00000	TOKIO MILLENIUM RE LTD	.BM	.1										.1					.1
AA-3190870	.00000	VALIDUS REINS LTD	.BM	.2										.2					.2
AA-3190757	.00000	XL RE LTD	.BM	.6										.6					.6
0899999. Total Other Non-U.S. Insurers				106			XXX	XXX	XXX					106					106
0999999. Total Affiliates and Others				108			XXX	XXX	XXX					108					108
1099999. Total Protected Cells							XXX	XXX	XXX										
9999999 Totals				108			XXX	XXX	XXX					108					108

1. Amounts in dispute totaling \$ are included in Column 5.
2. Amounts in dispute totaling \$ are excluded from Column 16.

(a)

Code	American Bankers Association (ABA) Routing Number	Bank Name

NONE

Schedule F - Part 6

N O N E

ANNUAL STATEMENT FOR THE YEAR 2011 OF THE NATIONWIDE INSURANCE COMPANY OF FLORIDA

SCHEDULE F - PART 7

Provision for Overdue Reinsurance as of December 31, Current Year

[illegible]

SCHEDULE F - PART 8

Restatement of Balance Sheet to Identify Net Credit for Reinsurance

	1 As Reported (Net of Ceded)	2 Restatement Adjustments	3 Restated (Gross of Ceded)
ASSETS (Page 2, Col. 3)			
1. Cash and invested assets (Line 12)	350,833,873		350,833,873
2. Premiums and considerations (Line 15)	16,994		16,994
3. Reinsurance recoverable on loss and loss adjustment expense payments (Line 16.1)			
4. Funds held by or deposited with reinsured companies (Line 16.2)			
5. Other assets	17,238,144		17,238,144
6. Net amount recoverable from reinsurers		737,680	737,680
7. Protected cell assets (Line 27)			
8. Totals (Line 28)	368,089,011	737,680	368,826,691
LIABILITIES (Page 3)			
9. Losses and loss adjustment expenses (Lines 1 through 3)	55,776,273		55,776,273
10. Taxes, expenses, and other obligations (Lines 4 through 8)	292,270		292,270
11. Unearned premiums (Line 9)	27,310,008	845,680	28,155,688
12. Advance premiums (Line 10)			
13. Dividends declared and unpaid (Line 11.1 and 11.2)			
14. Ceded reinsurance premiums payable (net of ceding commissions (Line 12)	(975,151)		(975,151)
15. Funds held by company under reinsurance treaties (Line 13)			
16. Amounts withheld or retained by company for account of others (Line 14)	1,813		1,813
17. Provision for reinsurance (Line 16)	108,000	(108,000)	
18. Other liabilities	7,384,225		7,384,225
19. Total liabilities excluding protected cell business (Line 26)	89,897,438	737,680	90,635,118
20. Protected cell liabilities (Line 27)			
21. Surplus as regards policyholders (Line 37)	278,191,573	XXX	278,191,573
22. Totals (Line 38)	368,089,011	737,680	368,826,691

NOTE: Is the restatement of this exhibit the result of grossing up balances ceded to affiliates under 100 percent reinsurance or pooling arrangements?

Yes [] No [X]

If yes, give full explanation:

Schedule H - Part 1

N O N E

Schedule H - Part 2 - Reserves and Liabilities

N O N E

Schedule H - Part 3 - Prior Year's Claim Reserves and Liabilities

N O N E

Schedule H - Part 4 - Reinsurance

N O N E

Schedule H - Part 5 - Health Claims

N O N E

ANNUAL STATEMENT FOR THE YEAR 2011 OF THE NATIONWIDE INSURANCE COMPANY OF FLORIDA												
SCHEDULE P - PART 1A - HOMEOWNERS/FARMOWNERS												
(\$000 OMITTED)												
Years in Which Premiums Were Earned and Losses Were Incurred	Premiums Earned			Loss and Loss Expense Payments							12	
	1	2	3	Loss Payments		Defense and Cost Containment Payments		Adjusting and Other Payments		10	11	Number of Claims Reported Direct and Assumed
	Direct and Assumed	Ceded	Net (1 - 2)	4 Direct and Assumed	5 Ceded	6 Direct and Assumed	7 Ceded	8 Direct and Assumed	9 Ceded	Salvage and Subrogation Received	Total Net Paid Cols (4 - 5 + 6 - 7 + 8 - 9)	
1. Prior.....	XXX	XXX	XXX	104		37		19		1	160	XXX
2. 2002.....	151,906	41,812	110,094	71,468		4,392		6,014		1,033	81,875	18,673
3. 2003.....	171,098	46,070	125,028	67,844	457	3,052	53	6,843		837	77,229	16,443
4. 2004.....	203,635	34,088	169,546	743,328	184,062	8,682	7,375	66,819	1,401	1,018	625,991	79,578
5. 2005.....	248,030	28,277	219,753	250,430	35,885	6,488	262	17,283	2,028	1,417	236,025	55,229
6. 2006.....	287,621	108,632	178,989	76,221		4,068		15,439		1,016	95,727	8,242
7. 2007.....	275,445	123,358	152,087	86,394		3,937		5,240		961	95,571	8,131
8. 2008.....	178,812	43,757	135,055	79,190		3,730		6,132		761	89,051	7,610
9. 2009.....	136,166	20,547	115,619	70,059		3,830		6,871		499	80,760	6,043
10. 2010.....	113,957	23,698	90,259	59,506		3,359		4,662		212	67,527	4,684
11. 2011.....	64,607	23,606	41,001	21,480		852		1,813		40	24,145	2,477
12. Totals	XXX	XXX	XXX	1,526,023	220,404	42,426	7,690	137,135	3,429	7,795	1,474,061	XXX

	Losses Unpaid				Defense and Cost Containment Unpaid				Adjusting and		23	24	25
	Case Basis		Bulk + IBNR		Case Basis		Bulk + IBNR		Other Unpaid				
	13	14	15	16	17	18	19	20	21	22			
	Direct and Assumed	Ceded	Direct and Assumed	Ceded	Direct and Assumed	Ceded	Direct and Assumed	Ceded	Direct and Assumed	Ceded			
1. Prior.....	64								2			67	3
2. 2002.....	197						17		6			219	4
3. 2003.....	149						30		3			183	3
4. 2004.....	1,026						84		18			1,127	28
5. 2005.....	1,938		78				136		24			2,176	34
6. 2006.....	1,371		105				284		31			1,791	15
7. 2007.....	2,322		470				521		41			3,354	23
8. 2008.....	3,341		1,220				746		65		6	5,373	25
9. 2009.....	6,570		2,037				1,342		57		20	10,007	44
10. 2010.....	9,515		3,019				1,542		34		100	14,110	5
11. 2011.....	9,578		5,996				1,407		160		147	17,141	3
12. Totals	36,072		12,926				6,109		441		273	55,548	187

	Total Losses and Loss Expenses Incurred			Loss and Loss Expense Percentage (Incurred /Premiums Earned)			Nontabular Discount		34	Net Balance Sheet Reserves After Discount	
	26	27	28	29	30	31	32	33		35	36
	Direct and Assumed	Ceded	Net	Direct and Assumed	Ceded	Net	Loss	Loss Expense	Inter-Company Pooling Participation Percentage	Losses Unpaid	Loss Expenses Unpaid
1. Prior.....	XXX	XXX	XXX	XXX	XXX	XXX			XXX	64	2
2. 2002.....	82,095		82,095	54.0		74.6				197	23
3. 2003.....	77,921	510	77,412	45.5	1.1	61.9				149	33
4. 2004.....	819,956	192,838	627,118	402.7	565.7	369.9				1,026	101
5. 2005.....	276,377	38,175	238,201	111.4	135.0	108.4				2,016	160
6. 2006.....	97,518		97,518	33.9		54.5				1,476	315
7. 2007.....	98,925		98,925	35.9		65.0				2,792	562
8. 2008.....	94,424		94,424	52.8		69.9				4,561	812
9. 2009.....	90,767		90,767	66.7		78.5				8,607	1,399
10. 2010.....	81,637		81,637	71.6		90.4				12,534	1,576
11. 2011.....	41,285		41,285	63.9		100.7				15,575	1,566
12. Totals	XXX	XXX	XXX	XXX	XXX	XXX			XXX	48,998	6,550

Schedule P - Part 1B - Private Passenger Auto Liability/Medical

N O N E

Schedule P - Part 1C - Commercial Auto/Truck Liability/Medical

N O N E

Schedule P - Part 1D - Workers' Compensation (Excluding Excess Workers' Compensation)

N O N E

Schedule P - Part 1E - Commercial Multiple Peril

N O N E

Schedule P - Part 1F - Section 1 - Medical Professional Liability - Occurrence

N O N E

Schedule P - Part 1F - Section 2 - Medical Professional Liability - Claims-Made

N O N E

Schedule P - Part 1G - Special Liability (Ocean Marine, Aircraft (all perils), Boiler and Machinery)

N O N E

ANNUAL STATEMENT FOR THE YEAR 2011 OF THE NATIONWIDE INSURANCE COMPANY OF FLORIDA

SCHEDULE P - PART 1H - SECTION 1 - OTHER LIABILITY - OCCURRENCE

(\$000 OMITTED)

Years in Which Premiums Were Earned and Losses Were Incurred	Premiums Earned			Loss and Loss Expense Payments								12
	1 Direct and Assumed	2 Ceded	3 Net (1 - 2)	Loss Payments		Defense and Cost Containment Payments		Adjusting and Other Payments		10 Salvage and Subrogation Received	11 Total Net Paid Cols (4 - 5 + 6 - 7 + 8 - 9)	Number of Claims Reported Direct and Assumed
				4 Direct and Assumed	5 Ceded	6 Direct and Assumed	7 Ceded	8 Direct and Assumed	9 Ceded			
1. Prior.....	XXX	XXX	XXX									XXX
2. 2002.....												
3. 2003.....					580	6	19				(593)	
4. 2004.....				452		157		13			622	3
5. 2005.....				480		2		14			497	3
6. 2006.....				23				19			42	1
7. 2007.....	835		835	502		21		34		(1)	558	15
8. 2008.....	211		211	109				115			224	5
9. 2009.....	373		373	34		10		15			59	10
10. 2010.....	17		17					12			12	
11. 2011.....												
12. Totals	XXX	XXX	XXX	1,600	580	196	19	224		(1)	1,421	XXX

	Losses Unpaid				Defense and Cost Containment Unpaid				Adjusting and Other Unpaid		23	24	25
	Case Basis		Bulk + IBNR		Case Basis		Bulk + IBNR						
	13	14	15	16	17	18	19	20	21	22			
	Direct and Assumed	Ceded	Direct and Assumed	Ceded	Direct and Assumed	Ceded	Direct and Assumed	Ceded	Direct and Assumed	Ceded			
1. Prior.....													
2. 2002.....													
3. 2003.....													
4. 2004.....													
5. 2005.....													
6. 2006.....													
7. 2007.....													
8. 2008.....													
9. 2009.....	45						1				1	47	1
10. 2010.....													
11. 2011.....													
12. Totals	45						1				1	47	1

	Total Losses and Loss Expenses Incurred			Loss and Loss Expense Percentage (Incurred /Premiums Earned)			Nontabular Discount		34 Inter-Company Pooling Participation Percentage	Net Balance Sheet Reserves After Discount	
	26	27	28	29	30	31	32	33		35	36
	Direct and Assumed	Ceded	Net	Direct and Assumed	Ceded	Net	Loss	Loss Expense		Losses Unpaid	Loss Expenses Unpaid
1. Prior.....	XXX	XXX	XXX	XXX	XXX	XXX			XXX		
2. 2002.....											
3. 2003.....	6	599	(593)								
4. 2004.....	622		622								
5. 2005.....	497		497								
6. 2006.....	42		42								
7. 2007.....	558		558	66.8		66.8					
8. 2008.....	224		224	106.4		106.4					
9. 2009.....	105		105	28.2		28.2				45	1
10. 2010.....	13		13	74.0		74.0					
11. 2011.....											
12. Totals	XXX	XXX	XXX	XXX	XXX	XXX			XXX	45	1

ANNUAL STATEMENT FOR THE YEAR 2011 OF THE NATIONWIDE INSURANCE COMPANY OF FLORIDA

SCHEDULE P - PART 1H - SECTION 2 - OTHER LIABILITY - CLAIMS-MADE

(\$000 OMITTED)

Years in Which Premiums Were Earned and Losses Were Incurred	Premiums Earned			Loss and Loss Expense Payments								12
	1	2	3	Loss Payments		Defense and Cost Containment Payments		Adjusting and Other Payments		10	11	Number of Claims Reported Direct and Assumed
	Direct and Assumed	Ceded	Net (1 - 2)	4	5	6	7	8	9	Salvage and Subrogation Received	Total Net Paid Cols (4 - 5 + 6 - 7 + 8 - 9)	
				Direct and Assumed	Ceded	Direct and Assumed	Ceded	Direct and Assumed	Ceded			
1. Prior.....	XXX	XXX	XXX									XXX
2. 2002.....												
3. 2003.....												
4. 2004.....												
5. 2005.....												
6. 2006.....												
7. 2007.....												
8. 2008.....												
9. 2009.....												
10. 2010.....												
11. 2011.....												
12. Totals	XXX	XXX	XXX									XXX

	Losses Unpaid				Defense and Cost Containment Unpaid				Adjusting and Other Unpaid		23	24	25
	Case Basis		Bulk + IBNR		Case Basis		Bulk + IBNR		Adjusting and Other Unpaid		Salvage and Subrogation Anticipated	Total Net Losses and Expenses Unpaid	Number of Claims Outstanding Direct and Assumed
	13	14	15	16	17	18	19	20	21	22			
	Direct and Assumed	Ceded	Direct and Assumed	Ceded	Direct and Assumed	Ceded	Direct and Assumed	Ceded	Direct and Assumed	Ceded			
1. Prior.....													
2. 2002.....													
3. 2003.....													
4. 2004.....													
5. 2005.....													
6. 2006.....													
7. 2007.....													
8. 2008.....													
9. 2009.....													
10. 2010.....													
11. 2011.....													
12. Totals													

	Total Losses and Loss Expenses Incurred			Loss and Loss Expense Percentage (Incurred /Premiums Earned)			Nontabular Discount		34	Net Balance Sheet Reserves After Discount	
	26	27	28	29	30	31	32	33	Inter-Company Pooling Participation Percentage	35	36
	Direct and Assumed	Ceded	Net	Direct and Assumed	Ceded	Net	Loss	Loss Expense		Losses Unpaid	Loss Expenses Unpaid
1. Prior.....	XXX	XXX	XXX	XXX	XXX	XXX			XXX		
2. 2002.....											
3. 2003.....											
4. 2004.....											
5. 2005.....											
6. 2006.....											
7. 2007.....											
8. 2008.....											
9. 2009.....											
10. 2010.....											
11. 2011.....											
12. Totals	XXX	XXX	XXX	XXX	XXX	XXX			XXX		

ANNUAL STATEMENT FOR THE YEAR 2011 OF THE NATIONWIDE INSURANCE COMPANY OF FLORIDA

SCHEDULE P - PART 1I - SPECIAL PROPERTY (FIRE, ALLIED LINES, INLAND MARINE, EARTHQUAKE, BURGLARY AND THEFT)

(\$000 OMITTED)

Years in Which Premiums Were Earned and Losses Were Incurred	Premiums Earned			Loss and Loss Expense Payments								12
	1	2	3	Loss Payments		Defense and Cost Containment Payments		Adjusting and Other Payments		10	11	Number of Claims Reported Direct and Assumed
	Direct and Assumed	Ceded	Net (1 - 2)	4	5	6	7	8	9	Salvage and Subrogation Received	Total Net Paid Cols (4 - 5 + 6 - 7 + 8 - 9)	
				Direct and Assumed	Ceded	Direct and Assumed	Ceded	Direct and Assumed	Ceded			
1. Prior.....	XXX	XXX	XXX	159		66		1		7	226	XXX
2. 2010.....	1,738		1,738	285		1		41			328	XXX
3. 2011.....	1,166	28	1,137	227		1		40		3	268	XXX
4. Totals.....	XXX	XXX	XXX	671		68		82		10	821	XXX

	Losses Unpaid				Defense and Cost Containment Unpaid				Adjusting and Other Unpaid		23	24	25
	Case Basis		Bulk + IBNR		Case Basis		Bulk + IBNR		Adjusting and Other Unpaid		Salvage and Subrogation Anticipated	Total Net Losses and Expenses Unpaid	Number of Claims Outstanding Direct and Assumed
	13	14	15	16	17	18	19	20	21	22			
	Direct and Assumed	Ceded	Direct and Assumed	Ceded	Direct and Assumed	Ceded	Direct and Assumed	Ceded	Direct and Assumed	Ceded			
1. Prior.....	127		9				9		(5)		8	140	6
2. 2010.....			6				3				1	9	
3. 2011.....	10		18				3		2			33	
4. Totals.....	137		33				15		(3)		8	182	6

	Total Losses and Loss Expenses Incurred			Loss and Loss Expense Percentage (Incurred /Premiums Earned)			Nontabular Discount		34	Net Balance Sheet Reserves After Discount	
	26	27	28	29	30	31	32	33	Inter-Company Pooling Participation Percentage	35	36
	Direct and Assumed	Ceded	Net	Direct and Assumed	Ceded	Net	Loss	Loss Expense		Losses Unpaid	Loss Expenses Unpaid
1. Prior.....	XXX	XXX	XXX	XXX	XXX	XXX			XXX	136	4
2. 2010.....	337		337	19.4		19.4				6	3
3. 2011.....	301		301	25.8		26.4				28	5
4. Totals.....	XXX	XXX	XXX	XXX	XXX	XXX			XXX	170	12

Schedule P - Part 1J - Auto Physical Damage

N O N E

Schedule P - Part 1K - Fidelity/Surety

N O N E

Schedule P - Part 1L - Other (Including Credit, Accident and Health)

N O N E

Schedule P - Part 1M - International

N O N E

Schedule P - Part 1N - Reinsurance - Nonproportional Assumed Property

N O N E

Schedule P - Part 1O - Reinsurance - Nonproportional Assumed Liability

N O N E

Schedule P - Part 1P - Reinsurance - Nonproportional Assumed Financial Lines

N O N E

Schedule P - Part 1R - Section 1 - Products Liability - Occurrence

N O N E

Schedule P - Part 1R - Section 2 - Products Liability - Claims-Made

N O N E

Schedule P - Part 1S - Financial Guaranty/Mortgage Guaranty

N O N E

Schedule P - Part 1T - Warranty

N O N E

ANNUAL STATEMENT FOR THE YEAR 2011 OF THE NATIONWIDE INSURANCE COMPANY OF FLORIDA

SCHEDULE P - PART 2A - HOMEOWNERS/FARMOWNERS

Years in Which Losses Were Incurred	INCURRED NET LOSSES AND DEFENSE AND COST CONTAINMENT EXPENSES REPORTED AT YEAR END (\$000 OMITTED)										DEVELOPMENT	
	1 2002	2 2003	3 2004	4 2005	5 2006	6 2007	7 2008	8 2009	9 2010	10 2011	11 One Year	12 Two Year
1. Prior.....	6,507	7,750	9,270	9,865	11,204	11,368	11,513	11,745	12,002	11,975	(28)	230
2. 2002.....	64,701	72,895	74,755	74,481	75,287	75,170	75,889	75,967	75,979	76,075	95	107
3. 2003.....	XXX	71,403	70,683	67,887	67,299	67,522	71,666	69,689	70,453	70,566	112	877
4. 2004.....	XXX	XXX	527,005	579,706	553,549	556,517	558,712	560,063	560,966	561,682	715	1,619
5. 2005.....	XXX	XXX	XXX	203,261	207,137	209,870	216,708	219,078	221,212	222,923	1,711	3,845
6. 2006.....	XXX	XXX	XXX	XXX	72,692	73,410	80,761	81,719	81,524	82,049	524	330
7. 2007.....	XXX	XXX	XXX	XXX	XXX	88,469	95,592	93,514	95,086	93,644	(1,442)	130
8. 2008.....	XXX	XXX	XXX	XXX	XXX	XXX	95,565	91,950	90,109	88,227	(1,882)	(3,723)
9. 2009.....	XXX	XXX	XXX	XXX	XXX	XXX	XXX	79,987	84,404	83,839	(565)	3,852
10. 2010.....	XXX	XXX	XXX	XXX	XXX	XXX	XXX	XXX	81,554	76,941	(4,614)	XXX
11. 2011.....	XXX	XXX	XXX	XXX	XXX	XXX	XXX	XXX	XXX	39,313	XXX	XXX
12. Totals											(5,372)	7,266

SCHEDULE P - PART 2B - PRIVATE PASSENGER AUTO LIABILITY/MEDICAL

1. Prior.....												
2. 2002.....												
3. 2003.....	XXX											
4. 2004.....	XXX	XXX										
5. 2005.....	XXX	XXX	XXX									
6. 2006.....	XXX	XXX	XXX	XXX								
7. 2007.....	XXX	XXX	XXX	XXX	XXX							
8. 2008.....	XXX	XXX	XXX	XXX	XXX	XXX						
9. 2009.....	XXX	XXX	XXX	XXX	XXX	XXX	XXX					
10. 2010.....	XXX	XXX	XXX	XXX	XXX	XXX	XXX	XXX				XXX
11. 2011.....	XXX	XXX	XXX	XXX	XXX	XXX	XXX	XXX	XXX		XXX	XXX
12. Totals												

SCHEDULE P - PART 2C - COMMERCIAL AUTO/TRUCK LIABILITY/MEDICAL

1. Prior.....												
2. 2002.....												
3. 2003.....	XXX											
4. 2004.....	XXX	XXX										
5. 2005.....	XXX	XXX	XXX									
6. 2006.....	XXX	XXX	XXX	XXX								
7. 2007.....	XXX	XXX	XXX	XXX	XXX							
8. 2008.....	XXX	XXX	XXX	XXX	XXX	XXX						
9. 2009.....	XXX	XXX	XXX	XXX	XXX	XXX	XXX					
10. 2010.....	XXX	XXX	XXX	XXX	XXX	XXX	XXX	XXX				XXX
11. 2011.....	XXX	XXX	XXX	XXX	XXX	XXX	XXX	XXX	XXX		XXX	XXX
12. Totals												

**SCHEDULE P - PART 2D - WORKERS' COMPENSATION
(EXCLUDING EXCESS WORKERS' COMPENSATION)**

1. Prior.....												
2. 2002.....												
3. 2003.....	XXX											
4. 2004.....	XXX	XXX										
5. 2005.....	XXX	XXX	XXX									
6. 2006.....	XXX	XXX	XXX	XXX								
7. 2007.....	XXX	XXX	XXX	XXX	XXX							
8. 2008.....	XXX	XXX	XXX	XXX	XXX	XXX						
9. 2009.....	XXX	XXX	XXX	XXX	XXX	XXX	XXX					
10. 2010.....	XXX	XXX	XXX	XXX	XXX	XXX	XXX	XXX				XXX
11. 2011.....	XXX	XXX	XXX	XXX	XXX	XXX	XXX	XXX	XXX		XXX	XXX
12. Totals												

SCHEDULE P - PART 2E - COMMERCIAL MULTIPLE PERIL

1. Prior.....												
2. 2002.....												
3. 2003.....	XXX											
4. 2004.....	XXX	XXX										
5. 2005.....	XXX	XXX	XXX									
6. 2006.....	XXX	XXX	XXX	XXX								
7. 2007.....	XXX	XXX	XXX	XXX	XXX							
8. 2008.....	XXX	XXX	XXX	XXX	XXX	XXX						
9. 2009.....	XXX	XXX	XXX	XXX	XXX	XXX	XXX					
10. 2010.....	XXX	XXX	XXX	XXX	XXX	XXX	XXX	XXX				XXX
11. 2011.....	XXX	XXX	XXX	XXX	XXX	XXX	XXX	XXX	XXX		XXX	XXX
12. Totals												

ANNUAL STATEMENT FOR THE YEAR 2011 OF THE NATIONWIDE INSURANCE COMPANY OF FLORIDA

SCHEDULE P - PART 2F - SECTION 1 - MEDICAL PROFESSIONAL LIABILITY - OCCURRENCE

Years in Which Losses Were Incurred	INCURRED NET LOSSES AND DEFENSE AND COST CONTAINMENT EXPENSES REPORTED AT YEAR END (\$000 OMITTED)										DEVELOPMENT	
	1 2002	2 2003	3 2004	4 2005	5 2006	6 2007	7 2008	8 2009	9 2010	10 2011	11 One Year	12 Two Year
1. Prior.....												
2. 2002.....												
3. 2003.....	XXX											
4. 2004.....	XXX	XXX										
5. 2005.....	XXX	XXX	XXX									
6. 2006.....	XXX	XXX	XXX	XXX								
7. 2007.....	XXX	XXX	XXX	XXX	XXX							
8. 2008.....	XXX	XXX	XXX	XXX	XXX	XXX						
9. 2009.....	XXX	XXX	XXX	XXX	XXX	XXX	XXX					
10. 2010.....	XXX	XXX	XXX	XXX	XXX	XXX	XXX	XXX				XXX
11. 2011.....	XXX	XXX	XXX	XXX	XXX	XXX	XXX	XXX	XXX		XXX	XXX
12. Totals												

SCHEDULE P - PART 2F - SECTION 2 - MEDICAL PROFESSIONAL LIABILITY - CLAIMS-MADE

1. Prior.....												
2. 2002.....												
3. 2003.....	XXX											
4. 2004.....	XXX	XXX										
5. 2005.....	XXX	XXX	XXX									
6. 2006.....	XXX	XXX	XXX	XXX								
7. 2007.....	XXX	XXX	XXX	XXX	XXX							
8. 2008.....	XXX	XXX	XXX	XXX	XXX	XXX						
9. 2009.....	XXX	XXX	XXX	XXX	XXX	XXX	XXX					
10. 2010.....	XXX	XXX	XXX	XXX	XXX	XXX	XXX	XXX				XXX
11. 2011.....	XXX	XXX	XXX	XXX	XXX	XXX	XXX	XXX	XXX		XXX	XXX
12. Totals												

SCHEDULE P - PART 2G - SPECIAL LIABILITY (OCEAN MARINE, AIRCRAFT (ALL PERILS), BOILER AND MACHINERY)

1. Prior.....												
2. 2002.....												
3. 2003.....	XXX											
4. 2004.....	XXX	XXX										
5. 2005.....	XXX	XXX	XXX									
6. 2006.....	XXX	XXX	XXX	XXX								
7. 2007.....	XXX	XXX	XXX	XXX	XXX							
8. 2008.....	XXX	XXX	XXX	XXX	XXX	XXX						
9. 2009.....	XXX	XXX	XXX	XXX	XXX	XXX	XXX					
10. 2010.....	XXX	XXX	XXX	XXX	XXX	XXX	XXX	XXX				XXX
11. 2011.....	XXX	XXX	XXX	XXX	XXX	XXX	XXX	XXX	XXX		XXX	XXX
12. Totals												

SCHEDULE P - PART 2H - SECTION 1 - OTHER LIABILITY - OCCURRENCE

1. Prior.....												
2. 2002.....												
3. 2003.....	XXX					4	6	6	(593)	(593)	(1)	(599)
4. 2004.....	XXX	XXX				439	609	609	609	609		
5. 2005.....	XXX	XXX	XXX			88	483	482	482	482		
6. 2006.....	XXX	XXX	XXX	XXX		155	25	23	23	23		
7. 2007.....	XXX	XXX	XXX	XXX	XXX	140	521	523	525	523	(1)	1
8. 2008.....	XXX	XXX	XXX	XXX	XXX	XXX	21	110	110	109	(2)	(2)
9. 2009.....	XXX	XXX	XXX	XXX	XXX	XXX	XXX	35	80	90	9	55
10. 2010.....	XXX	XXX	XXX	XXX	XXX	XXX	XXX	XXX	1		0	XXX
11. 2011.....	XXX	XXX	XXX	XXX	XXX	XXX	XXX	XXX	XXX		XXX	XXX
12. Totals											5	(545)

SCHEDULE P - PART 2H - SECTION 2 - OTHER LIABILITY - CLAIMS-MADE

1. Prior.....												
2. 2002.....												
3. 2003.....	XXX											
4. 2004.....	XXX	XXX										
5. 2005.....	XXX	XXX	XXX									
6. 2006.....	XXX	XXX	XXX	XXX								
7. 2007.....	XXX	XXX	XXX	XXX	XXX							
8. 2008.....	XXX	XXX	XXX	XXX	XXX	XXX						
9. 2009.....	XXX	XXX	XXX	XXX	XXX	XXX	XXX					
10. 2010.....	XXX	XXX	XXX	XXX	XXX	XXX	XXX	XXX				XXX
11. 2011.....	XXX	XXX	XXX	XXX	XXX	XXX	XXX	XXX	XXX		XXX	XXX
12. Totals												

ANNUAL STATEMENT FOR THE YEAR 2011 OF THE NATIONWIDE INSURANCE COMPANY OF FLORIDA

SCHEDULE P - PART 2I - SPECIAL PROPERTY (FIRE, ALLIED LINES, INLAND MARINE, EARTHQUAKE, BURGLARY, AND THEFT)

Years in Which Losses Were Incurred	INCURRED NET LOSSES AND DEFENSE AND COST CONTAINMENT EXPENSES REPORTED AT YEAR END (\$000 OMITTED)										DEVELOPMENT	
	1 2002	2 2003	3 2004	4 2005	5 2006	6 2007	7 2008	8 2009	9 2010	10 2011	11 One Year	12 Two Year
1. Prior.....	XXX	XXX	XXX	XXX	XXX	XXX	XXX	1,112	1,142	1,080	(62)	(32)
2. 2010.....	XXX	XXX	XXX	XXX	XXX	XXX	XXX	XXX	395	296	(99)	XXX
3. 2011.....	XXX	XXX	XXX	XXX	XXX	XXX	XXX	XXX	XXX	259	XXX	XXX
4. Totals											(161)	(32)

SCHEDULE P - PART 2J - AUTO PHYSICAL DAMAGE

1. Prior.....	XXX	XXX	XXX	XXX	XXX	XXX	XXX					
2. 2010.....	XXX	XXX	XXX	XXX	XXX	XXX	XXX	XXX				XXX
3. 2011.....	XXX	XXX	XXX	XXX	XXX	XXX	XXX	XXX	XXX		XXX	XXX
4. Totals												

NONE

SCHEDULE P - PART 2K - FIDELITY/SURETY

1. Prior.....	XXX	XXX	XXX	XXX	XXX	XXX	XXX					
2. 2010.....	XXX	XXX	XXX	XXX	XXX	XXX	XXX	XXX				XXX
3. 2011.....	XXX	XXX	XXX	XXX	XXX	XXX	XXX	XXX	XXX		XXX	XXX
4. Totals												

NONE

SCHEDULE P - PART 2L - OTHER (INCLUDING CREDIT, ACCIDENT AND HEALTH)

1. Prior.....	XXX	XXX	XXX	XXX	XXX	XXX	XXX					
2. 2010.....	XXX	XXX	XXX	XXX	XXX	XXX	XXX	XXX				XXX
3. 2011.....	XXX	XXX	XXX	XXX	XXX	XXX	XXX	XXX	XXX		XXX	XXX
4. Totals												

NONE

SCHEDULE P - PART 2M - INTERNATIONAL

1. Prior.....												
2. 2002.....												
3. 2003.....	XXX											
4. 2004.....	XXX	XXX										
5. 2005.....	XXX	XXX	XXX									
6. 2006.....	XXX	XXX	XXX	XXX								
7. 2007.....	XXX	XXX	XXX	XXX	XXX							
8. 2008.....	XXX	XXX	XXX	XXX	XXX	XXX						
9. 2009.....	XXX	XXX	XXX	XXX	XXX	XXX	XXX					
10. 2010.....	XXX	XXX	XXX	XXX	XXX	XXX	XXX	XXX				XXX
11. 2011.....	XXX	XXX	XXX	XXX	XXX	XXX	XXX	XXX	XXX		XXX	XXX
12. Totals												

NONE

Schedule P - Part 2N - Reinsurance - Nonproportional Assumed Property

N O N E

Schedule P - Part 2O - Reinsurance - Nonproportional Assumed Liability

N O N E

Schedule P - Part 2P - Reinsurance - Nonproportional Assumed Financial Lines

N O N E

Schedule P - Part 2R - Section 1 - Products Liability - Occurrence

N O N E

Schedule P - Part 2R - Section 2 - Products Liability - Claims-Made

N O N E

Schedule P - Part 2S - Financial Guaranty/Mortgage Guaranty

N O N E

Schedule P - Part 2T - Warranty

N O N E

ANNUAL STATEMENT FOR THE YEAR 2011 OF THE NATIONWIDE INSURANCE COMPANY OF FLORIDA

SCHEDULE P - PART 3A - HOMEOWNERS/FARMOWNERS

Years in Which Losses Were Incurred	CUMULATIVE PAID NET LOSSES AND DEFENSE AND COST CONTAINMENT EXPENSES REPORTED AT YEAR END (\$000 OMITTED)										11 Number of Claims Closed With Loss Payment	12 Number of Claims Closed Without Loss Payment
	1	2	3	4	5	6	7	8	9	10		
	2002	2003	2004	2005	2006	2007	2008	2009	2010	2011		
1. Prior.....	.000	4,312	6,871	8,032	10,216	11,049	11,444	11,530	11,770	11,910	350	
2. 2002.....	38,162	60,963	67,220	70,531	72,909	73,754	74,729	75,334	75,771	75,861	15,751	2,918
3. 2003.....	XXX	39,234	58,035	61,589	63,287	65,825	67,190	67,430	70,960	70,386	13,974	2,466
4. 2004.....	XXX	XXX	476,522	525,452	542,320	550,257	553,867	556,520	558,576	560,572	72,452	7,098
5. 2005.....	XXX	XXX	XXX	137,828	193,177	202,912	210,022	214,564	219,549	220,771	52,006	3,189
6. 2006.....	XXX	XXX	XXX	XXX	35,868	60,863	69,892	75,714	77,959	80,288	6,431	1,796
7. 2007.....	XXX	XXX	XXX	XXX	XXX	48,344	77,822	83,542	87,391	90,331	6,529	1,579
8. 2008.....	XXX	XXX	XXX	XXX	XXX	XXX	49,642	73,990	80,838	82,920	6,180	1,405
9. 2009.....	XXX	XXX	XXX	XXX	XXX	XXX	XXX	42,148	66,007	73,889	4,739	1,260
10. 2010.....	XXX	XXX	XXX	XXX	XXX	XXX	XXX	XXX	40,290	62,865	3,382	1,297
11. 2011.....	XXX	XXX	XXX	XXX	XXX	XXX	XXX	XXX	XXX	22,332	1,814	660

SCHEDULE P - PART 3B - PRIVATE PASSENGER AUTO LIABILITY/MEDICAL

1. Prior.....	.000											
2. 2002.....												
3. 2003.....	XXX											
4. 2004.....	XXX	XXX										
5. 2005.....	XXX	XXX	XXX									
6. 2006.....	XXX	XXX	XXX	XXX								
7. 2007.....	XXX	XXX	XXX	XXX	XXX							
8. 2008.....	XXX	XXX	XXX	XXX	XXX	XXX						
9. 2009.....	XXX	XXX	XXX	XXX	XXX	XXX	XXX					
10. 2010.....	XXX	XXX	XXX	XXX	XXX	XXX	XXX	XXX				
11. 2011.....	XXX	XXX	XXX	XXX	XXX	XXX	XXX	XXX	XXX			

SCHEDULE P - PART 3C - COMMERCIAL AUTO/TRUCK LIABILITY/MEDICAL

1. Prior.....	.000											
2. 2002.....												
3. 2003.....	XXX											
4. 2004.....	XXX	XXX										
5. 2005.....	XXX	XXX	XXX									
6. 2006.....	XXX	XXX	XXX	XXX								
7. 2007.....	XXX	XXX	XXX	XXX	XXX							
8. 2008.....	XXX	XXX	XXX	XXX	XXX	XXX						
9. 2009.....	XXX	XXX	XXX	XXX	XXX	XXX	XXX					
10. 2010.....	XXX	XXX	XXX	XXX	XXX	XXX	XXX	XXX				
11. 2011.....	XXX	XXX	XXX	XXX	XXX	XXX	XXX	XXX	XXX	XXX		

**SCHEDULE P - PART 3D - WORKERS' COMPENSATION
(EXCLUDING EXCESS WORKERS' COMPENSATION)**

1. Prior.....	.000											
2. 2002.....												
3. 2003.....	XXX											
4. 2004.....	XXX	XXX										
5. 2005.....	XXX	XXX	XXX									
6. 2006.....	XXX	XXX	XXX	XXX								
7. 2007.....	XXX	XXX	XXX	XXX	XXX							
8. 2008.....	XXX	XXX	XXX	XXX	XXX	XXX						
9. 2009.....	XXX	XXX	XXX	XXX	XXX	XXX	XXX					
10. 2010.....	XXX	XXX	XXX	XXX	XXX	XXX	XXX	XXX				
11. 2011.....	XXX	XXX	XXX	XXX	XXX	XXX	XXX	XXX	XXX	XXX		

SCHEDULE P - PART 3E - COMMERCIAL MULTIPLE PERIL

1. Prior.....	.000											
2. 2002.....												
3. 2003.....	XXX											
4. 2004.....	XXX	XXX										
5. 2005.....	XXX	XXX	XXX									
6. 2006.....	XXX	XXX	XXX	XXX								
7. 2007.....	XXX	XXX	XXX	XXX	XXX							
8. 2008.....	XXX	XXX	XXX	XXX	XXX	XXX						
9. 2009.....	XXX	XXX	XXX	XXX	XXX	XXX	XXX					
10. 2010.....	XXX	XXX	XXX	XXX	XXX	XXX	XXX	XXX				
11. 2011.....	XXX	XXX	XXX	XXX	XXX	XXX	XXX	XXX	XXX	XXX		

ANNUAL STATEMENT FOR THE YEAR 2011 OF THE NATIONWIDE INSURANCE COMPANY OF FLORIDA

SCHEDULE P - PART 3F - SECTION 1 - MEDICAL PROFESSIONAL LIABILITY - OCCURRENCE

Years in Which Losses Were Incurred	CUMULATIVE PAID NET LOSSES AND DEFENSE AND COST CONTAINMENT EXPENSES REPORTED AT YEAR END (\$000 OMITTED)										11 Number of Claims Closed With Loss Payment	12 Number of Claims Closed Without Loss Payment
	1	2	3	4	5	6	7	8	9	10		
	2002	2003	2004	2005	2006	2007	2008	2009	2010	2011		
1. Prior.....	.000											
2. 2002.....												
3. 2003.....	XXX											
4. 2004.....	XXX	XXX										
5. 2005.....	XXX	XXX	XXX									
6. 2006.....	XXX	XXX	XXX	XXX								
7. 2007.....	XXX	XXX	XXX	XXX	XXX							
8. 2008.....	XXX	XXX	XXX	XXX	XXX	XXX						
9. 2009.....	XXX	XXX	XXX	XXX	XXX	XXX	XXX					
10. 2010.....	XXX	XXX	XXX	XXX	XXX	XXX	XXX	XXX				
11. 2011.....	XXX	XXX	XXX	XXX	XXX	XXX	XXX	XXX	XXX			

SCHEDULE P - PART 3F - SECTION 2 - MEDICAL PROFESSIONAL LIABILITY - CLAIMS-MADE

1. Prior.....	.000											
2. 2002.....												
3. 2003.....	XXX											
4. 2004.....	XXX	XXX										
5. 2005.....	XXX	XXX	XXX									
6. 2006.....	XXX	XXX	XXX	XXX								
7. 2007.....	XXX	XXX	XXX	XXX	XXX							
8. 2008.....	XXX	XXX	XXX	XXX	XXX	XXX						
9. 2009.....	XXX	XXX	XXX	XXX	XXX	XXX	XXX					
10. 2010.....	XXX	XXX	XXX	XXX	XXX	XXX	XXX	XXX				
11. 2011.....	XXX	XXX	XXX	XXX	XXX	XXX	XXX	XXX	XXX			

SCHEDULE P - PART 3G - SPECIAL LIABILITY (OCEAN MARINE, AIRCRAFT (ALL PERILS), BOILER AND MACHINERY)

1. Prior.....	.000										XXX	XXX
2. 2002.....											XXX	XXX
3. 2003.....	XXX										XXX	XXX
4. 2004.....	XXX	XXX									XXX	XXX
5. 2005.....	XXX	XXX	XXX								XXX	XXX
6. 2006.....	XXX	XXX	XXX	XXX							XXX	XXX
7. 2007.....	XXX	XXX	XXX	XXX	XXX						XXX	XXX
8. 2008.....	XXX	XXX	XXX	XXX	XXX	XXX					XXX	XXX
9. 2009.....	XXX	XXX	XXX	XXX	XXX	XXX	XXX				XXX	XXX
10. 2010.....	XXX	XXX	XXX	XXX	XXX	XXX	XXX	XXX	XXX		XXX	XXX
11. 2011.....	XXX	XXX	XXX	XXX	XXX	XXX	XXX	XXX	XXX	XXX	XXX	XXX

SCHEDULE P - PART 3H - SECTION 1 - OTHER LIABILITY - OCCURRENCE

1. Prior.....	.000											
2. 2002.....												
3. 2003.....	XXX					4	6	6	(593)	(593)		
4. 2004.....	XXX	XXX				456	609	609	609	609	3	
5. 2005.....	XXX	XXX	XXX			135	482	482	482	482	3	
6. 2006.....	XXX	XXX	XXX	XXX		23	23	23	23	23	1	
7. 2007.....	XXX	XXX	XXX	XXX	XXX	74	411	419	524	523	13	2
8. 2008.....	XXX	XXX	XXX	XXX	XXX	XXX	8	109	109	109	5	
9. 2009.....	XXX	XXX	XXX	XXX	XXX	XXX	XXX	10	29	43	7	2
10. 2010.....	XXX	XXX	XXX	XXX	XXX	XXX	XXX	XXX				
11. 2011.....	XXX	XXX	XXX	XXX	XXX	XXX	XXX	XXX	XXX			

SCHEDULE P - PART 3H - SECTION 2 - OTHER LIABILITY - CLAIMS-MADE

1. Prior.....	.000											
2. 2002.....												
3. 2003.....	XXX											
4. 2004.....	XXX	XXX										
5. 2005.....	XXX	XXX	XXX									
6. 2006.....	XXX	XXX	XXX	XXX								
7. 2007.....	XXX	XXX	XXX	XXX	XXX							
8. 2008.....	XXX	XXX	XXX	XXX	XXX	XXX						
9. 2009.....	XXX	XXX	XXX	XXX	XXX	XXX	XXX					
10. 2010.....	XXX	XXX	XXX	XXX	XXX	XXX	XXX	XXX				
11. 2011.....	XXX	XXX	XXX	XXX	XXX	XXX	XXX	XXX	XXX			

ANNUAL STATEMENT FOR THE YEAR 2011 OF THE NATIONWIDE INSURANCE COMPANY OF FLORIDA

SCHEDULE P - PART 3I - SPECIAL PROPERTY (FIRE, ALLIED LINES, INLAND MARINE, EARTHQUAKE, BURGLARY, AND THEFT)

Years in Which Losses Were Incurred	CUMULATIVE PAID NET LOSSES AND DEFENSE AND COST CONTAINMENT EXPENSES REPORTED AT YEAR END (\$000 OMITTED)										11 Number of Claims Closed With Loss Payment	12 Number of Claims Closed Without Loss Payment
	1	2	3	4	5	6	7	8	9	10		
	2002	2003	2004	2005	2006	2007	2008	2009	2010	2011		
1. Prior.....	XXX	XXX	XXX	XXX	XXX	XXX	XXX	.000	710	934	XXX	XXX
2. 2010.....	XXX	XXX	XXX	XXX	XXX	XXX	XXX	XXX	264	287	XXX	XXX
3. 2011.....	XXX	XXX	XXX	XXX	XXX	XXX	XXX	XXX	XXX	228	XXX	XXX

SCHEDULE P - PART 3J - AUTO PHYSICAL DAMAGE

1. Prior.....	XXX	XXX	XXX	XXX	XXX	XXX	XXX	.000				
2. 2010.....	XXX	XXX	XXX	XXX	XXX	XXX	XXX	XXX				
3. 2011.....	XXX	XXX	XXX	XXX	XXX	XXX	XXX	XXX	XXX			

SCHEDULE P - PART 3K - FIDELITY/SURETY

1. Prior.....	XXX	XXX	XXX	XXX	XXX	XXX	XXX	.000			XXX	XXX
2. 2010.....	XXX	XXX	XXX	XXX	XXX	XXX	XXX	XXX			XXX	XXX
3. 2011.....	XXX	XXX	XXX	XXX	XXX	XXX	XXX	XXX	XXX		XXX	XXX

SCHEDULE P - PART 3L - OTHER (INCLUDING CREDIT, ACCIDENT AND HEALTH)

1. Prior.....	XXX	XXX	XXX	XXX	XXX	XXX	XXX	.000			XXX	XXX
2. 2010.....	XXX	XXX	XXX	XXX	XXX	XXX	XXX	XXX			XXX	XXX
3. 2011.....	XXX	XXX	XXX	XXX	XXX	XXX	XXX	XXX	XXX		XXX	XXX

SCHEDULE P - PART 3M - INTERNATIONAL

1. Prior.....	.000										XXX	XXX
2. 2002.....											XXX	XXX
3. 2003.....	XXX										XXX	XXX
4. 2004.....	XXX	XXX									XXX	XXX
5. 2005.....	XXX	XXX	XXX								XXX	XXX
6. 2006.....	XXX	XXX	XXX	XXX							XXX	XXX
7. 2007.....	XXX	XXX	XXX	XXX	XXX						XXX	XXX
8. 2008.....	XXX	XXX	XXX	XXX	XXX	XXX					XXX	XXX
9. 2009.....	XXX	XXX	XXX	XXX	XXX	XXX	XXX				XXX	XXX
10. 2010.....	XXX	XXX	XXX	XXX	XXX	XXX	XXX	XXX			XXX	XXX
11. 2011.....	XXX	XXX	XXX	XXX	XXX	XXX	XXX	XXX	XXX		XXX	XXX

Schedule P - Part 3N - Reinsurance - Nonproportional Assumed Property

N O N E

Schedule P - Part 3O - Reinsurance - Nonproportional Assumed Liability

N O N E

Schedule P - Part 3P - Reinsurance - Nonproportional Assumed Financial Lines

N O N E

Schedule P - Part 3R - Section 1 - Product Liability - Occurrence

N O N E

Schedule P - Part 3R - Section 2 - Product Liability - Claims-Made

N O N E

Schedule P - Part 3S - Financial Guaranty/Mortgage Guaranty

N O N E

Schedule P - Part 3T - Warranty

N O N E

ANNUAL STATEMENT FOR THE YEAR 2011 OF THE NATIONWIDE INSURANCE COMPANY OF FLORIDA

SCHEDULE P - PART 4A - HOMEOWNERS/FAROWNERS

Years in Which Losses Were Incurred	BULK AND IBNR RESERVES ON NET LOSSES AND DEFENSE AND COST CONTAINMENT EXPENSES REPORTED AT YEAR END (\$000 OMITTED)									
	1	2	3	4	5	6	7	8	9	10
	2002	2003	2004	2005	2006	2007	2008	2009	2010	2011
1. Prior.....	2,494	797	925	580	331	78	12	7	7	
2. 2002.....	11,192	5,328	2,328	1,542	1,177	261	161	167	18	17
3. 2003.....	XXX	20,055	5,726	2,477	1,363	439	429	393	43	30
4. 2004.....	XXX	XXX	(73,118)	(37,560)	(12,578)	(3,288)	(1,571)	(1,964)	217	84
5. 2005.....	XXX	XXX	XXX	43,800	2,532	(210)	(168)	(2,200)	(2,711)	214
6. 2006.....	XXX	XXX	XXX	XXX	19,014	2,599	3,466	2,074	1,201	389
7. 2007.....	XXX	XXX	XXX	XXX	XXX	18,097	7,874	5,085	2,906	991
8. 2008.....	XXX	XXX	XXX	XXX	XXX	XXX	24,849	8,745	4,795	1,967
9. 2009.....	XXX	XXX	XXX	XXX	XXX	XXX	XXX	18,334	7,326	3,379
10. 2010.....	XXX	XXX	XXX	XXX	XXX	XXX	XXX	XXX	19,664	4,561
11. 2011.....	XXX	XXX	XXX	XXX	XXX	XXX	XXX	XXX	XXX	7,403

SCHEDULE P - PART 4B - PRIVATE PASSENGER AUTO LIABILITY/MEDICAL

1. Prior.....										
2. 2002.....										
3. 2003.....	XXX									
4. 2004.....	XXX	XXX								
5. 2005.....	XXX	XXX	XXX							
6. 2006.....	XXX	XXX	XXX	XXX						
7. 2007.....	XXX	XXX	XXX	XXX	XXX					
8. 2008.....	XXX	XXX	XXX	XXX	XXX	XXX				
9. 2009.....	XXX	XXX	XXX	XXX	XXX	XXX	XXX			
10. 2010.....	XXX	XXX	XXX	XXX	XXX	XXX	XXX	XXX		
11. 2011.....	XXX	XXX	XXX	XXX	XXX	XXX	XXX	XXX	XXX	

SCHEDULE P - PART 4C - COMMERCIAL AUTO/TRUCK LIABILITY/MEDICAL

1. Prior.....										
2. 2002.....										
3. 2003.....	XXX									
4. 2004.....	XXX	XXX								
5. 2005.....	XXX	XXX	XXX							
6. 2006.....	XXX	XXX	XXX	XXX						
7. 2007.....	XXX	XXX	XXX	XXX	XXX					
8. 2008.....	XXX	XXX	XXX	XXX	XXX	XXX				
9. 2009.....	XXX	XXX	XXX	XXX	XXX	XXX	XXX			
10. 2010.....	XXX	XXX	XXX	XXX	XXX	XXX	XXX	XXX		
11. 2011.....	XXX	XXX	XXX	XXX	XXX	XXX	XXX	XXX	XXX	

SCHEDULE P - PART 4D - WORKERS' COMPENSATION
(EXCLUDING EXCESS WORKERS' COMPENSATION)

1. Prior.....										
2. 2002.....										
3. 2003.....	XXX									
4. 2004.....	XXX	XXX								
5. 2005.....	XXX	XXX	XXX							
6. 2006.....	XXX	XXX	XXX	XXX						
7. 2007.....	XXX	XXX	XXX	XXX	XXX					
8. 2008.....	XXX	XXX	XXX	XXX	XXX	XXX				
9. 2009.....	XXX	XXX	XXX	XXX	XXX	XXX	XXX			
10. 2010.....	XXX	XXX	XXX	XXX	XXX	XXX	XXX	XXX		
11. 2011.....	XXX	XXX	XXX	XXX	XXX	XXX	XXX	XXX	XXX	

SCHEDULE P - PART 4E - COMMERCIAL MULTIPLE PERIL

1. Prior.....										
2. 2002.....										
3. 2003.....	XXX									
4. 2004.....	XXX	XXX								
5. 2005.....	XXX	XXX	XXX							
6. 2006.....	XXX	XXX	XXX	XXX						
7. 2007.....	XXX	XXX	XXX	XXX	XXX					
8. 2008.....	XXX	XXX	XXX	XXX	XXX	XXX				
9. 2009.....	XXX	XXX	XXX	XXX	XXX	XXX	XXX			
10. 2010.....	XXX	XXX	XXX	XXX	XXX	XXX	XXX	XXX		
11. 2011.....	XXX	XXX	XXX	XXX	XXX	XXX	XXX	XXX	XXX	

ANNUAL STATEMENT FOR THE YEAR 2011 OF THE NATIONWIDE INSURANCE COMPANY OF FLORIDA

SCHEDULE P - PART 4F - SECTION 1 - MEDICAL PROFESSIONAL LIABILITY - OCCURRENCE

Years in Which Losses Were Incurred	BULK AND IBNR RESERVES ON NET LOSSES AND DEFENSE AND COST CONTAINMENT EXPENSES REPORTED AT YEAR END (\$000 OMITTED)									
	1	2	3	4	5	6	7	8	9	10
	2002	2003	2004	2005	2006	2007	2008	2009	2010	2011
1. Prior										
2. 2002										
3. 2003	XXX									
4. 2004	XXX	XXX								
5. 2005	XXX	XXX	XX							
6. 2006	XXX	XXX	XX	XX						
7. 2007	XXX	XXX	XX	XXX	XXX					
8. 2008	XXX	XXX	XXX	XXX	XXX	XXX				
9. 2009	XXX	XXX	XXX	XXX	XXX	XXX	XXX			
10. 2010	XXX	XXX	XXX	XXX	XXX	XXX	XXX	XXX		
11. 2011	XXX	XXX	XXX	XXX	XXX	XXX	XXX	XXX	XXX	

SCHEDULE P - PART 4F - SECTION 2 - MEDICAL PROFESSIONAL LIABILITY - CLAIMS-MADE

1. Prior										
2. 2002										
3. 2003	XXX									
4. 2004	XXX	XXX								
5. 2005	XXX	XXX	XXX							
6. 2006	XXX	XXX	XX	XX						
7. 2007	XXX	XXX	XX	XX	XX					
8. 2008	XXX	XXX	XX	XX	XX	XX				
9. 2009	XXX	XXX	XX	XXX	XXX	XX	XXX			
10. 2010	XXX	XXX	XXX	XXX	XXX	XXX	XXX	XXX		
11. 2011	XXX	XXX	XXX	XXX	XXX	XXX	XXX	XXX	XXX	

SCHEDULE P - PART 4G - SPECIAL LIABILITY (OCEAN MARINE, AIRCRAFT (ALL PERILS), BOILER AND MACHINERY)

1. Prior										
2. 2002										
3. 2003	XXX									
4. 2004	XXX	XXX								
5. 2005	XXX	XXX	XXX							
6. 2006	XXX	XXX	XX	XX						
7. 2007	XXX	XXX	XX	XX	XX					
8. 2008	XXX	XXX	XX	XX	XX	XX				
9. 2009	XXX	XXX	XX	XXX	XXX	XX	XXX			
10. 2010	XXX	XXX	XXX	XXX	XXX	XXX	XXX	XXX		
11. 2011	XXX	XXX	XXX	XXX	XXX	XXX	XXX	XXX	XXX	

SCHEDULE P - PART 4H - SECTION 1 - OTHER LIABILITY - OCCURRENCE

1. Prior										
2. 2002										
3. 2003	XXX									
4. 2004	XXX	XXX				9				
5. 2005	XXX	XXX	XXX			3	.1			
6. 2006	XXX	XXX	XXX	XXX		(2)	2			
7. 2007	XXX	XXX	XXX	XXX	XXX	21	7	.1	.1	
8. 2008	XXX	XXX	XXX	XXX	XXX	XXX	13	.1	.1	
9. 2009	XXX	XXX	XXX	XXX	XXX	XXX	XXX	.11	.1	.1
10. 2010	XXX	XXX	XXX	XXX	XXX	XXX	XXX	XXX	.1	
11. 2011	XXX	XXX	XXX	XXX	XXX	XXX	XXX	XXX	XXX	

SCHEDULE P - PART 4H - SECTION 2 - OTHER LIABILITY - CLAIMS-MADE

1. Prior										
2. 2002										
3. 2003	XXX									
4. 2004	XXX	XXX								
5. 2005	XXX	XXX	XXX							
6. 2006	XXX	XXX	XX	XX						
7. 2007	XXX	XXX	XX	XX	XX					
8. 2008	XXX	XXX	XX	XX	XX	XX				
9. 2009	XXX	XXX	XX	XXX	XXX	XX	XXX			
10. 2010	XXX	XXX	XXX	XXX	XXX	XXX	XXX	XXX		
11. 2011	XXX	XXX	XXX	XXX	XXX	XXX	XXX	XXX	XXX	

ANNUAL STATEMENT FOR THE YEAR 2011 OF THE NATIONWIDE INSURANCE COMPANY OF FLORIDA

SCHEDULE P - PART 4I - SPECIAL PROPERTY (FIRE, ALLIED LINES, INLAND MARINE, EARTHQUAKE, BURGLARY, AND THEFT)

Years in Which Losses Were Incurred	BULK AND IBNR RESERVES ON NET LOSSES AND DEFENSE AND COST CONTAINMENT EXPENSES REPORTED AT YEAR END (\$000 OMITTED)									
	1	2	3	4	5	6	7	8	9	10
	2002	2003	2004	2005	2006	2007	2008	2009	2010	2011
1. Prior.....	XXX	XXX	XXX	XXX	XXX	XXX	XXX	279	104	18
2. 2010.....	XXX	XXX	XXX	XXX	XXX	XXX	XXX	XXX	109	9
3. 2011.....	XXX	XXX	XXX	XXX	XXX	XXX	XXX	XXX	XXX	21

SCHEDULE P - PART 4J - AUTO PHYSICAL DAMAGE

1. Prior.....	XXX	XXX	XXX	XXX	XXX	XXX	XXX			
2. 2010.....	XXX	XXX	XXX	XXX	XXX	XXX	XXX	XXX		
3. 2011.....	XXX	XXX	XXX	XXX	XXX	XXX	XXX	XXX	XXX	

SCHEDULE P - PART 4K - FIDELITY/SURETY

1. Prior.....	XXX	XXX	XXX	XXX	XXX	XXX	XXX			
2. 2010.....	XXX	XXX	XXX	XXX	XXX	XXX	XXX	XXX		
3. 2011.....	XXX	XXX	XXX	XXX	XXX	XXX	XXX	XXX	XXX	

SCHEDULE P - PART 4L - OTHER (INCLUDING CREDIT, ACCIDENT AND HEALTH)

1. Prior.....	XXX	XXX	XXX	XXX	XXX	XXX	XXX			
2. 2010.....	XXX	XXX	XXX	XXX	XXX	XXX	XXX	XXX		
3. 2011.....	XXX	XXX	XXX	XXX	XXX	XXX	XXX	XXX	XXX	

SCHEDULE P - PART 4M - INTERNATIONAL

1. Prior.....										
2. 2002.....										
3. 2003.....	XXX									
4. 2004.....	XXX	XXX								
5. 2005.....	XXX	XXX	XXX							
6. 2006.....	XXX	XXX	XXX	XXX						
7. 2007.....	XXX	XXX	XXX	XXX	XXX					
8. 2008.....	XXX	XXX	XXX	XXX	XXX	XXX				
9. 2009.....	XXX	XXX	XXX	XXX	XXX	XXX	XXX			
10. 2010.....	XXX	XXX	XXX	XXX	XXX	XXX	XXX	XXX		
11. 2011.....	XXX	XXX	XXX	XXX	XXX	XXX	XXX	XXX	XXX	

Schedule P - Part 4N - Reinsurance - Nonproportional Assumed Property

N O N E

Schedule P - Part 4O - Reinsurance - Nonproportional Assumed Liability

N O N E

Schedule P - Part 4P - Reinsurance - Nonproportional Assumed Financial Lines

N O N E

Schedule P - Part 4R - Section 1 - Products Liability - Occurrence

N O N E

Schedule P - Part 4R - Section 2 - Products Liability - Claims-Made

N O N E

Schedule P - Part 4S - Financial Guaranty/Mortgage Guaranty

N O N E

Schedule P - Part 4T - Warranty

N O N E

ANNUAL STATEMENT FOR THE YEAR 2011 OF THE NATIONWIDE INSURANCE COMPANY OF FLORIDA

SCHEDULE P - PART 5A - HOMEOWNERS/FARMOWNERS

SECTION 1

Years in Which Premiums Were Earned and Losses Were Incurred	CUMULATIVE NUMBER OF CLAIMS CLOSED WITH LOSS PAYMENT DIRECT AND ASSUMED AT YEAR END									
	1	2	3	4	5	6	7	8	9	10
	2002	2003	2004	2005	2006	2007	2008	2009	2010	2011
1. Prior.....	2,905	212	84	7	16	21	7		1	2
2. 2002.....	12,713	15,395	15,630	15,672	15,707	15,721	15,732	15,746	15,750	15,751
3. 2003.....	XXX	11,410	13,749	13,857	13,907	13,948	13,958	13,968	13,971	13,974
4. 2004.....	XXX	XXX	66,395	66,680	71,184	71,869	72,015	72,153	72,435	72,452
5. 2005.....	XXX	XXX	XXX	45,847	49,222	49,701	49,957	51,732	51,939	52,006
6. 2006.....	XXX	XXX	XXX	XXX	4,971	6,136	6,316	6,391	6,416	6,431
7. 2007.....	XXX	XXX	XXX	XXX	XXX	5,285	6,289	6,446	6,505	6,529
8. 2008.....	XXX	XXX	XXX	XXX	XXX	XXX	5,047	6,021	6,135	6,180
9. 2009.....	XXX	XXX	XXX	XXX	XXX	XXX	XXX	3,945	4,649	4,739
10. 2010.....	XXX	XXX	XXX	XXX	XXX	XXX	XXX	XXX	2,932	3,382
11. 2011.....	XXX	XXX	XXX	XXX	XXX	XXX	XXX	XXX	XXX	1,814

SECTION 2

Years in Which Premiums Were Earned and Losses Were Incurred	NUMBER OF CLAIMS OUTSTANDING DIRECT AND ASSUMED AT YEAR END									
	1	2	3	4	5	6	7	8	9	10
	2002	2003	2004	2005	2006	2007	2008	2009	2010	2011
1. Prior.....	207	106	68	38	13	421	3	7	6	3
2. 2002.....	1,213	270	156	85	29	827	13	11	6	4
3. 2003.....	XXX	1,156	292	118	45	1,059	13	9	7	3
4. 2004.....	XXX	XXX	12,168	7,119	660	39,129	150	130	45	28
5. 2005.....	XXX	XXX	XXX	1,815	345	12,477	183	201	90	34
6. 2006.....	XXX	XXX	XXX	XXX	950	13,178	102	49	23	15
7. 2007.....	XXX	XXX	XXX	XXX	XXX	6,803	211	97	40	23
8. 2008.....	XXX	XXX	XXX	XXX	XXX	XXX	809	164	62	25
9. 2009.....	XXX	XXX	XXX	XXX	XXX	XXX	XXX	387	110	44
10. 2010.....	XXX	XXX	XXX	XXX	XXX	XXX	XXX	XXX	19	5
11. 2011.....	XXX	XXX	XXX	XXX	XXX	XXX	XXX	XXX	XXX	3

SECTION 3

Years in Which Premiums Were Earned and Losses Were Incurred	CUMULATIVE NUMBER OF CLAIMS REPORTED DIRECT AND ASSUMED AT YEAR END									
	1	2	3	4	5	6	7	8	9	10
	2002	2003	2004	2005	2006	2007	2008	2009	2010	2011
1. Prior.....	2,485	173	79	(17)	5	437	(404)	9	2	1
2. 2002.....	16,185	18,450	18,650	18,639	18,639	19,457	18,657	18,672	18,673	18,673
3. 2003.....	XXX	14,460	16,402	16,372	16,376	17,458	16,431	16,442	16,443	16,443
4. 2004.....	XXX	XXX	85,084	80,391	78,721	117,947	79,155	79,342	79,570	79,578
5. 2005.....	XXX	XXX	XXX	49,377	52,241	65,023	53,088	55,040	55,206	55,229
6. 2006.....	XXX	XXX	XXX	XXX	7,071	20,968	8,152	8,217	8,230	8,242
7. 2007.....	XXX	XXX	XXX	XXX	XXX	13,255	8,009	8,093	8,116	8,131
8. 2008.....	XXX	XXX	XXX	XXX	XXX	XXX	6,884	7,510	7,586	7,610
9. 2009.....	XXX	XXX	XXX	XXX	XXX	XXX	XXX	5,160	5,971	6,043
10. 2010.....	XXX	XXX	XXX	XXX	XXX	XXX	XXX	XXX	3,979	4,684
11. 2011.....	XXX	XXX	XXX	XXX	XXX	XXX	XXX	XXX	XXX	2,477

Schedule P - Part 5B - Private Passenger Auto Liability/Medical - Section 1

N O N E

Schedule P - Part 5B - Private Passenger Auto Liability/Medical - Section 2

N O N E

Schedule P - Part 5B - Private Passenger Auto Liability/Medical - Section 3

N O N E

Schedule P - Part 5C - Commercial Auto/Truck Liability/Medical - Section 1

N O N E

Schedule P - Part 5C - Commercial Auto/Truck Liability/Medical - Section 2

N O N E

Schedule P - Part 5C - Commercial Auto/Truck Liability/Medical - Section 3

N O N E

Schedule P-Part 5D-Workers' Compensation (Excluding Excess Workers' Compensation)-Section 1

N O N E

Schedule P-Part 5D-Workers' Compensation (Excluding Excess Workers' Compensation)-Section 2

N O N E

Schedule P-Part 5D-Workers' Compensation (Excluding Excess Workers' Compensation)-Section 3

N O N E

Schedule P - Part 5E - Commercial Multiple Peril - Section 1

N O N E

Schedule P - Part 5E - Commercial Multiple Peril - Section 2

N O N E

Schedule P - Part 5E - Commercial Multiple Peril - Section 3

N O N E

Schedule P - Part 5F - Medical Professional Liability - Occurrence - Section 1A

N O N E

Schedule P - Part 5F - Medical Professional Liability - Occurrence - Section 2A

N O N E

Schedule P - Part 5F - Medical Professional Liability - Occurrence - Section 3A

N O N E

Schedule P - Part 5F - Medical Professional Liability - Claims-Made - Section 1B

N O N E

Schedule P - Part 5F - Medical Professional Liability - Claims-Made - Section 2B

N O N E

Schedule P - Part 5F - Medical Professional Liability - Claims-Made - Section 3B

N O N E

ANNUAL STATEMENT FOR THE YEAR 2011 OF THE NATIONWIDE INSURANCE COMPANY OF FLORIDA

SCHEDULE P - PART 5H - OTHER LIABILITY - OCCURRENCE

SECTION 1A

Years in Years in Which Premiums Were Earned and Losses Were Incurred	CUMULATIVE NUMBER OF CLAIMS CLOSED WITH LOSS PAYMENT DIRECT AND ASSUMED AT YEAR END									
	1	2	3	4	5	6	7	8	9	10
	2002	2003	2004	2005	2006	2007	2008	2009	2010	2011
1. Prior.....										
2. 2002.....										
3. 2003.....	XXX									
4. 2004.....	XXX	XXX				1	3	3	3	3
5. 2005.....	XXX	XXX	XXX			1	3	3	3	3
6. 2006.....	XXX	XXX	XXX	XXX		1	1	1	1	1
7. 2007.....	XXX	XXX	XXX	XXX	XXX	8	12	12	13	13
8. 2008.....	XXX	XXX	XXX	XXX	XXX	XXX	4	5	5	5
9. 2009.....	XXX	XXX	XXX	XXX	XXX	XXX	XXX	5	7	7
10. 2010.....	XXX	XXX	XXX	XXX	XXX	XXX	XXX	XXX		
11. 2011.....	XXX	XXX	XXX	XXX	XXX	XXX	XXX	XXX	XXX	

SECTION 2A

Years in Years in Which Premiums Were Earned and Losses Were Incurred	NUMBER OF CLAIMS OUTSTANDING DIRECT AND ASSUMED AT YEAR END									
	1	2	3	4	5	6	7	8	9	10
	2002	2003	2004	2005	2006	2007	2008	2009	2010	2011
1. Prior.....										
2. 2002.....										
3. 2003.....	XXX					4				
4. 2004.....	XXX	XXX				55				
5. 2005.....	XXX	XXX	XXX			59				
6. 2006.....	XXX	XXX	XXX	XXX		23				
7. 2007.....	XXX	XXX	XXX	XXX	XXX	26	2	2		
8. 2008.....	XXX	XXX	XXX	XXX	XXX	XXX				
9. 2009.....	XXX	XXX	XXX	XXX	XXX	XXX	XXX	2	1	1
10. 2010.....	XXX	XXX	XXX	XXX	XXX	XXX	XXX	XXX		
11. 2011.....	XXX	XXX	XXX	XXX	XXX	XXX	XXX	XXX	XXX	

SECTION 3A

Years in Years in Which Premiums Were Earned and Losses Were Incurred	CUMULATIVE NUMBER OF CLAIMS REPORTED DIRECT AND ASSUMED AT YEAR END									
	1	2	3	4	5	6	7	8	9	10
	2002	2003	2004	2005	2006	2007	2008	2009	2010	2011
1. Prior.....										
2. 2002.....										
3. 2003.....	XXX					4				
4. 2004.....	XXX	XXX				56	3	3	3	3
5. 2005.....	XXX	XXX	XXX			60	3	3	3	3
6. 2006.....	XXX	XXX	XXX	XXX		24	1	1	1	1
7. 2007.....	XXX	XXX	XXX	XXX	XXX	35	15	15	15	15
8. 2008.....	XXX	XXX	XXX	XXX	XXX	XXX	4	5	5	5
9. 2009.....	XXX	XXX	XXX	XXX	XXX	XXX	XXX	8	10	10
10. 2010.....	XXX	XXX	XXX	XXX	XXX	XXX	XXX	XXX		
11. 2011.....	XXX	XXX	XXX	XXX	XXX	XXX	XXX	XXX	XXX	

Schedule P - Part 5H - Other Liability - Claims-Made - Section 1B

N O N E

Schedule P - Part 5H - Other Liability - Claims-Made - Section 2B

N O N E

Schedule P - Part 5H - Other Liability - Claims-Made - Section 3B

N O N E

Schedule P - Part 5R - Products Liability - Occurrence - Section 1A

N O N E

Schedule P - Part 5R - Products Liability - Occurrence - Section 2A

N O N E

Schedule P - Part 5R - Products Liability - Occurrence - Section 3A

N O N E

Schedule P - Part 5R - Products Liability - Claims-Made - Section 1B

N O N E

Schedule P - Part 5R - Products Liability - Claims-Made - Section 2B

N O N E

Schedule P - Part 5R - Products Liability - Claims-Made - Section 3B

N O N E

Schedule P - Part 5T - Warranty - Section 1

N O N E

Schedule P - Part 5T - Warranty - Section 2

N O N E

Schedule P - Part 5T - Warranty - Section 3

N O N E

Schedule P - Part 6C - Commercial Auto/Truck Liability/Medical - Section 1

N O N E

Schedule P - Part 6C - Commercial Auto/Truck Liability/Medical - Section 2

N O N E

Schedule P-Part 6D-Workers' Compensation (Excluding Excess Workers' Compensation)-Section 1
N O N E

Schedule P-Part 6D-Workers' Compensation (Excluding Excess Workers' Compensation)-Section 2
N O N E

ANNUAL STATEMENT FOR THE YEAR 2011 OF THE NATIONWIDE INSURANCE COMPANY OF FLORIDA

SCHEDULE P - PART 6E - COMMERCIAL MULTIPLE PERIL

SECTION 1

Years in Which Premiums Were Earned and Losses Were Incurred	CUMULATIVE PREMIUMS EARNED DIRECT AND ASSUMED AT YEAR END (\$000 OMITTED)										11 Current Year Premiums Earned
	1	2	3	4	5	6	7	8	9	10	
	2002	2003	2004	2005	2006	2007	2008	2009	2010	2011	
1. Prior.....											
2. 2002.....											
3. 2003.....	XXX										
4. 2004.....	XXX	XXX									
5. 2005.....	XXX	XXX									
6. 2006.....	XXX	XXX									
7. 2007.....	XXX	XXX									
8. 2008.....	XXX	XXX									
9. 2009.....	XXX	XXX									
10. 2010.....	XXX	XXX	XXX	XXX	XXX	XXX	XXX	XXX			
11. 2011.....	XXX	XXX	XXX	XXX	XXX	XXX	XXX	XXX	XXX		
12. Totals.....	XXX	XXX	XXX	XXX	XXX	XXX	XXX	XXX	XXX	XXX	
13. Earned Premiums (Sch P-Pt. 1)											XXX

SECTION 2

Years in Which Premiums Were Earned and Losses Were Incurred	CUMULATIVE PREMIUMS EARNED CEDED AT YEAR END (\$000 OMITTED)										11 Current Year Premiums Earned
	1	2	3	4	5	6	7	8	9	10	
	2002	2003	2004	2005	2006	2007	2008	2009	2010	2011	
1. Prior.....											
2. 2002.....											
3. 2003.....	XXX										
4. 2004.....	XXX	XXX									
5. 2005.....	XXX	XXX									
6. 2006.....	XXX	XXX									
7. 2007.....	XXX	XXX									
8. 2008.....	XXX	XXX									
9. 2009.....	XXX	XXX									
10. 2010.....	XXX	XXX	XXX	XXX	XXX	XXX	XXX	XXX			
11. 2011.....	XXX	XXX	XXX	XXX	XXX	XXX	XXX	XXX	XXX		
12. Totals.....	XXX	XXX	XXX	XXX	XXX	XXX	XXX	XXX	XXX	XXX	
13. Earned Premiums (Sch P-Pt. 1)											XXX

SCHEDULE P - PART 6H - OTHER LIABILITY - OCCURRENCE

SECTION 1A

Years in Which Premiums Were Earned and Losses Were Incurred	CUMULATIVE PREMIUMS EARNED DIRECT AND ASSUMED AT YEAR END (\$000 OMITTED)										11 Current Year Premiums Earned
	1	2	3	4	5	6	7	8	9	10	
	2002	2003	2004	2005	2006	2007	2008	2009	2010	2011	
1. Prior.....											
2. 2002.....											
3. 2003.....	XXX										
4. 2004.....	XXX	XXX									
5. 2005.....	XXX	XXX	XXX								
6. 2006.....	XXX	XXX	XXX	XXX							
7. 2007.....	XXX	XXX	XXX	XXX	XXX	835	835	835	835	835	
8. 2008.....	XXX	XXX	XXX	XXX	XXX	XXX	211	211	211	211	
9. 2009.....	XXX	XXX	XXX	XXX	XXX	XXX	XXX	373	373	373	
10. 2010.....	XXX	XXX	XXX	XXX	XXX	XXX	XXX	XXX	17	17	
11. 2011.....	XXX	XXX	XXX	XXX	XXX	XXX	XXX	XXX	XXX		
12. Totals.....	XXX	XXX	XXX	XXX	XXX	XXX	XXX	XXX	XXX	XXX	
13. Earned Premiums (Sch P-Pt. 1)						835	211	373	17		XXX

SECTION 2A

Years in Which Premiums Were Earned and Losses Were Incurred	CUMULATIVE PREMIUMS EARNED CEDED AT YEAR END (\$000 OMITTED)										11 Current Year Premiums Earned
	1	2	3	4	5	6	7	8	9	10	
	2002	2003	2004	2005	2006	2007	2008	2009	2010	2011	
1. Prior.....											
2. 2002.....											
3. 2003.....	XXX										
4. 2004.....	XXX	XXX									
5. 2005.....	XXX	XXX									
6. 2006.....	XXX	XXX									
7. 2007.....	XXX	XXX									
8. 2008.....	XXX	XXX									
9. 2009.....	XXX	XXX									
10. 2010.....	XXX	XXX	XXX	XXX	XXX	XXX	XXX	XXX			
11. 2011.....	XXX	XXX	XXX	XXX	XXX	XXX	XXX	XXX	XXX		
12. Totals.....	XXX	XXX	XXX	XXX	XXX	XXX	XXX	XXX	XXX	XXX	
13. Earned Premiums (Sch P-Pt. 1)											XXX

Schedule P - Part 6H - Other Liability - Claims-Made - Section 1B

N O N E

Schedule P - Part 6H - Other Liability - Claims-Made - Section 2B

N O N E

Schedule P - Part 6M - International - Section 1

N O N E

Schedule P - Part 6M - International - Section 2

N O N E

Schedule P - Part 6N- Reinsurance A - Nonproportional Assumed Property - Section 1

N O N E

Schedule P - Part 6N- Reinsurance A - Nonproportional Assumed Property - Section 2

N O N E

Schedule P - Part 6O - Reinsurance B - Nonproportional Liability - Section 1

N O N E

Schedule P - Part 6O - Reinsurance B - Nonproportional Assumed Liability - Section 2

N O N E

Schedule P - Part 6R - Products Liability - Occurrence - Section 1A

N O N E

Schedule P - Part 6R - Products Liability - Occurrence - Section 2A

N O N E

Schedule P - Part 6R - Products Liability - Claims-Made - Section 1B

N O N E

Schedule P - Part 6R - Products Liability - Claims-Made - Section 2B

N O N E

Schedule P - Part 7A - Section 1 - Primary Loss Sensitive Contracts

N O N E

Schedule P - Part 7A - Section 2 - Primary Loss Sensitive Contracts

N O N E

Schedule P - Part 7A - Section 3 - Primary Loss Sensitive Contracts

N O N E

Schedule P - Part 7A - Section 4 - Primary Loss Sensitive Contracts

N O N E

Schedule P - Part 7A - Section 5 - Primary Loss Sensitive Contracts

N O N E

Schedule P - Part 7B - Section 1 - Reinsurance Loss Sensitive Contracts

N O N E

Schedule P - Part 7B - Section 2 - Reinsurance Loss Sensitive Contracts

N O N E

Schedule P - Part 7B - Section 3 - Reinsurance Loss Sensitive Contracts

N O N E

Schedule P - Part 7B - Section 4 - Reinsurance Loss Sensitive Contracts

N O N E

Schedule P - Part 7B - Section 5 - Reinsurance Loss Sensitive Contracts

N O N E

Schedule P - Part 7B - Section 6 - Reinsurance Loss Sensitive Contracts

N O N E

Schedule P - Part 7B - Section 7 - Reinsurance Loss Sensitive Contracts

N O N E

SCHEDULE P INTERROGATORIES

1. The following questions relate to yet-to-be-issued Extended Reporting Endorsements (EREs) arising from Death, Disability, or Retirement (DDR) provisions in Medical Professional Liability Claims Made insurance policies. EREs provided for reasons other than DDR are not to be included.
- 1.1 Does the company issue Medical Professional Liability Claims Made insurance policies that provide tail (also known as an extended reporting endorsement, or “ERE”) benefits in the event of Death, Disability, or Retirement (DDR) at a reduced charge or at no additional cost? Yes [] No [☒]
If the answer to question 1.1 is “no”, leave the following questions blank. If the answer to question 1.1 is “yes”, please answer the following questions:
- 1.2 What is the total amount of the reserve for that provision (DDR Reserve), as reported, explicitly or not, elsewhere in this statement (in dollars)?\$
- 1.3 Does the company report any DDR reserve as Unearned Premium Reserve per SSAP #65? Yes [] No []
- 1.4 Does the company report any DDR reserve as loss or loss adjustment expense reserve? Yes [] No []
- 1.5 If the company reports DDR reserve as Unearned Premium Reserve, does that amount match the figure on the Underwriting and Investment Exhibit, Part 1A – Recapitulation of all Premiums (Page 7) Column 2, Lines 11.1 plus 11.2? Yes [] No [] N/A []
- 1.6 If the company reports DDR reserve as loss or loss adjustment expense reserve, please complete the following table corresponding to where these reserves are reported in Schedule P:

Years in Which Premiums Were Earned and Losses Were Incurred		DDR Reserve Included in Schedule P, Part 1F, Medical Professional Liability Column 24: Total Net Losses and Expenses Unpaid	
		¹ Section 1: Occurrence	² Section 2: Claims-Made
1.601	Prior		
1.602	2002		
1.603	2003		
1.604	2004		
1.605	2005		
1.606	2006		
1.607	2007		
1.608	2008		
1.609	2009		
1.610	2010		
1.611	2011.....		
1.612	Totals		

2. The definition of allocated loss adjustment expenses (ALAE) and, therefore, unallocated loss adjustment expenses (ULAE) was changed effective January 1, 1998. This change in definition applies to both paid and unpaid expenses. Are these expenses (now reported as “ Defense and Cost Containment” and “Adjusting and Other”) reported in compliance with these definitions in this statement? Yes [☒] No []
3. The Adjusting and Other expense payments and reserves should be allocated to the years in which the losses were incurred based on the number of claims reported, closed and outstanding in those years. When allocating Adjusting and Other expense between companies in a group or a pool, the Adjusting and Other expense should be allocated in the same percentage used for the loss amounts and the claim counts. For reinsurers, Adjusting and Other expense assumed should be reported according to the reinsurance contract. For Adjusting and Other expense incurred by reinsurers, or in those situations where suitable claim count information is not available, Adjusting and Other expense should be allocated by a reasonable method determined by the company and described in Interrogatory 7, below. Are they so reported in this Statement? Yes [☒] No []
4. Do any lines in Schedule P include reserves that are reported gross of any discount to present value of future payments, and that are reported net of such discounts on Page 10? Yes [] No [☒]

If yes, proper disclosure must be made in the Notes to Financial Statements, as specified in the Instructions. Also, the discounts must be reported in Schedule P - Part 1, Columns 32 and 33. Schedule P must be completed gross of non-tabular discounting. Work papers relating to discount calculations must be available for examination upon request.
Discounting is allowed only if expressly permitted by the state insurance department to which this Annual Statement is being filed.
5. What were the net premiums in force at the end of the year for:
(in thousands of dollars)

5.1 Fidelity
5.2 Surety
6. Claim count information is reported per claim or per claimant (Indicate which).per claim.....
If not the same in all years, explain in Interrogatory 7.
- 7.1 The information provided in Schedule P will be used by many persons to estimate the adequacy of the current loss and expense reserves, among other things. Are there any especially significant events, coverage, retention or accounting changes that have occurred that must be considered when making such analyses? Yes [] No [☒]
- 7.2 (An extended statement may be attached.)
.....

SCHEDULE T - PART 2
INTERSTATE COMPACT - EXHIBIT OF PREMIUMS WRITTEN

Allocated by States and Territories

		Direct Business Only					
		1	2	3	4	5	6
States, Etc.		Life (Group and Individual)	Annuities (Group and Individual)	Disability Income (Group and Individual)	Long-Term Care (Group and Individual)	Deposit-Type Contracts	Totals
1.	Alabama	AL					
2.	Alaska	AK					
3.	Arizona	AZ					
4.	Arkansas	AR					
5.	California	CA					
6.	Colorado	CO					
7.	Connecticut	CT					
8.	Delaware	DE					
9.	District of Columbia	DC					
10.	Florida	FL					
11.	Georgia	GA					
12.	Hawaii	HI					
13.	Idaho	ID					
14.	Illinois	IL					
15.	Indiana	IN					
16.	Iowa	IA					
17.	Kansas	KS					
18.	Kentucky	KY					
19.	Louisiana	LA					
20.	Maine	ME					
21.	Maryland	MD					
22.	Massachusetts	MA					
23.	Michigan	MI					
24.	Minnesota	MN					
25.	Mississippi	MS					
26.	Missouri	MO					
27.	Montana	MT					
28.	Nebraska	NE					
29.	Nevada	NV					
30.	New Hampshire	NH					
31.	New Jersey	NJ					
32.	New Mexico	NM					
33.	New York	NY					
34.	North Carolina	NC					
35.	North Dakota	ND					
36.	Ohio	OH					
37.	Oklahoma	OK					
38.	Oregon	OR					
39.	Pennsylvania	PA					
40.	Rhode Island	RI					
41.	South Carolina	SC					
42.	South Dakota	SD					
43.	Tennessee	TN					
44.	Texas	TX					
45.	Utah	UT					
46.	Vermont	VT					
47.	Virginia	VA					
48.	Washington	WA					
49.	West Virginia	WV					
50.	Wisconsin	WI					
51.	Wyoming	WY					
52.	American Samoa	AS					
53.	Guam	GU					
54.	Puerto Rico	PR					
55.	U.S. Virgin Islands	VI					
56.	Northern Mariana Islands	MP					
57.	Canada	CN					
58.	Aggregate Other Alien	OT					
59.	Total						

NONE

ANNUAL STATEMENT FOR THE YEAR 2011 OF THE NATIONWIDE INSURANCE COMPANY OF FLORIDA

SCHEDULE Y

PART 1A - DETAIL OF INSURANCE HOLDING COMPANY SYSTEM

1	2	3	4	5	6	7	8	9	10	11	12	13	14	15
Group Code	Group Name	NAIC Company Code	Federal ID Number	Federal RSSD	CIK	Name of Securities Exchange if Publicly Traded (U.S. or International)	Names of Parent, Subsidiaries Or Affiliates	Domi-ciliary Location	Relationship to Reporting Entity	Directly Controlled by (Name of Entity/Person)	Type of Control (Ownership, Board, Management, Attorney-in-Fact, Influence, Other)	If Control is Owner-ship Provide Percen-tage	Ultimate Controlling Entity(ies)/Person(s)	*
...0140 ...	Nationwide		31-1486309				10 W. Nationwide, LLC	OH	NIA	Nationwide Realty Investors, Ltd. ...	Ownership.....	100.000	Nationwide Mutual Insurance Company
...0140 ...	Nationwide		31-1486309				101 N. Twentieth St, LLC	OH	NIA	Nationwide Realty Investors, Ltd. ...	Ownership.....	100.000	Nationwide Mutual Insurance Company
...0140 ...	Nationwide		31-1733036				120 Acre Partners, LLC	DE	NIA	Nationwide Realty Investors, Ltd. ...	Ownership.....	95.000	Nationwide Mutual Insurance Company
							Nationwide Mutual Insurance Company							
...0140 ...	Nationwide		26-2451988				1492 Capital, LLC	OH	NIA		Ownership.....	100.000	Nationwide Mutual Insurance Company
...0140 ...	Nationwide		20-1347603				180 E. Broad Partners, LLC	OH	NIA	Nationwide Realty Investors, Ltd. ...	Ownership.....	33.330	Nationwide Mutual Insurance Company1
...0140 ...	Nationwide						3Stone Inflection Fund, LLC	DE	OTH	Other non-Nationwide	n/a	0.000	Other non-Nationwide
...0140 ...	Nationwide		31-1580283				400 West Nationwide Boulevard, LLC ..	OH	NIA	NWD Investments, LLC	Ownership.....	100.000	Nationwide Mutual Insurance Company
...0140 ...	Nationwide		31-1580283				425 West Nationwide Boulevard, LLC ...	OH	NIA	NWD Investments, LLC	Ownership.....	100.000	Nationwide Mutual Insurance Company
...0140 ...	Nationwide		31-1486309				44 Chestnut, LLC	OH	NIA	Nationwide Realty Investors, Ltd. ...	Ownership.....	100.000	Nationwide Mutual Insurance Company
...0140 ...	Nationwide		20-4939866				775 Yard Street Restaurant, LLC	OH	NIA	NRI Equity Land Investments, LLC ...	Ownership.....	100.000	Nationwide Mutual Insurance Company
...0140 ...	Nationwide		20-4939866				775 Yard Street, LLC	OH	NIA	NRI Equity Land Investments, LLC ...	Ownership.....	100.000	Nationwide Mutual Insurance Company
...0140 ...	Nationwide		20-4939866				800 Bobcat Avenue, LLC	OH	NIA	NRI Equity Land Investments, LLC ...	Ownership.....	100.000	Nationwide Mutual Insurance Company
...0140 ...	Nationwide		20-4939866				805 Bobcat Avenue, LLC	OH	NIA	NRI Equity Land Investments, LLC ...	Ownership.....	100.000	Nationwide Mutual Insurance Company
...0140 ...	Nationwide		20-4939866				850 Goodale Blvd., LLC	OH	NIA	NRI Equity Land Investments, LLC ...	Ownership.....	100.000	Nationwide Mutual Insurance Company
...0140 ...	Nationwide		31-1680808				AD Investments, LLC	OH	NIA	Nationwide Realty Investors, Ltd. ...	Ownership.....	60.000	Nationwide Mutual Insurance Company1
...0140 ...	Nationwide		31-1580283				ADTV, LLC	OH	NIA	NWD Investments, LLC	Ownership.....	100.000	Nationwide Mutual Insurance Company
							Nationwide Advantage Mortgage							
...0140 ...	Nationwide		52-2227314				AGMC Reinsurance, Ltd.	Turk/Caic	JA	Company	Ownership.....	100.000	Nationwide Mutual Insurance Company
...0140 ...	Nationwide		42-1011300				ALLIED General Agency Company	JA	JA	AMCO Insurance Company	Ownership.....	100.000	Nationwide Mutual Insurance Company
							Nationwide Mutual Insurance Company							
...0140 ...	Nationwide		42-0958655				ALLIED Group, Inc.	JA	NIA		Ownership.....	100.000	Nationwide Mutual Insurance Company
							ALLIED Insurance Company of America (fka Atlantic Floridian Insurance Company)	OH	JA	Nationwide Mutual Insurance Company	Ownership.....	100.000	Nationwide Mutual Insurance Company
...0140 ...	Nationwide	10127	27-0114983				ALLIED Property and Casualty Insurance Company	JA	JA	ALLIED Group, Inc.	Ownership.....	100.000	Nationwide Mutual Insurance Company
...0140 ...	Nationwide	45279	42-1201931				ALLIED Texas Agency, Inc.	TX	JA	AMCO Insurance Company	Ownership.....	100.000	Nationwide Mutual Insurance Company
...0140 ...	Nationwide	19100	42-6054959				AMCO Insurance Company	JA	JA	ALLIED Group, Inc.	Ownership.....	100.000	Nationwide Mutual Insurance Company
							Nationwide Mutual Insurance Company							
...0140 ...	Nationwide		59-1031596				American Marine Underwriters, Inc.	FL	JA		Ownership.....	100.000	Nationwide Mutual Insurance Company
...0140 ...	Nationwide		31-1580283				Arena District CA I, LLC	OH	NIA	NWD Investments, LLC	Ownership.....	100.000	Nationwide Mutual Insurance Company
...0140 ...	Nationwide		90-0280710				Arena District Owners Association	OH	OTH	Other non-Nationwide	n/a	0.000	Other non-Nationwide
...0140 ...	Nationwide		31-1580283				Arena Theatres, LLC	OH	NIA	NWD Investments, LLC	Ownership.....	100.000	Nationwide Mutual Insurance Company
...0140 ...	Nationwide						Artessa at Quarry Village, LLC	TX	OTH	Other non-Nationwide	n/a	0.000	Other non-Nationwide
...0140 ...	Nationwide		31-1486309				Atkins Circle I, LLC	OH	NIA	NRI Communities, Ltd.	Ownership.....	100.000	Nationwide Mutual Insurance Company
...0140 ...	Nationwide		31-1486309				Atkins Circle II, LLC	OH	NIA	NRI Communities, Ltd.	Ownership.....	100.000	Nationwide Mutual Insurance Company
							Nationwide Mutual Insurance Company							
...0140 ...	Nationwide						BCCS Investment Fund LLC	DE	OTH		Ownership.....	100.000	Nationwide Mutual Insurance Company
...0140 ...	Nationwide		31-1486309				Beckett Ridge Communities, LLC	OH	NIA	NRI Communities, Ltd.	Ownership.....	100.000	Nationwide Mutual Insurance Company
							Boulevard Inn Limited Liability Company	OH	NIA	Nationwide Realty Investors, Ltd. ...	Ownership.....	94.800	Nationwide Mutual Insurance Company
...0140 ...	Nationwide		31-1184438				Broad Street Retail, LLC	DE	NIA	Nationwide Realty Investors, Ltd. ...	Ownership.....	60.000	Nationwide Mutual Insurance Company
							Nationwide Mutual Insurance Company							
...0140 ...	Nationwide						Brooke School Investment Fund, LLC ...	DE	OTH		Ownership.....	100.000	Nationwide Mutual Insurance Company
							Nationwide Mutual Insurance Company				Limited partner /no control	50.000	other non-Nationwide
...0140 ...	Nationwide		20-1618232				CHP New Market Investment Fund, LLC ...	OH	OTH		Ownership.....	100.000	Nationwide Mutual Insurance Company
...0140 ...	Nationwide		20-1618232				CNRI-Cannonsport Condominium, LLC	OH	NIA	CNRI-Cannonsport, LLC	Ownership.....	100.000	Nationwide Mutual Insurance Company
...0140 ...	Nationwide						CNRI-Cannonsport, LLC	OH	NIA	Nationwide Realty Investors, Ltd. ...	Ownership.....	100.000	Nationwide Mutual Insurance Company
...0140 ...	Nationwide						Co-investment Fund, LLC	DE	OTH	Other non-Nationwide	n/a	0.000	Other non-Nationwide

ANNUAL STATEMENT FOR THE YEAR 2011 OF THE NATIONWIDE INSURANCE COMPANY OF FLORIDA

SCHEDULE Y

PART 1A - DETAIL OF INSURANCE HOLDING COMPANY SYSTEM

1	2	3	4	5	6	7	8	9	10	11	12	13	14	15
Group Code	Group Name	NAIC Company Code	Federal ID Number	Federal RSSD	CIK	Name of Securities Exchange if Publicly Traded (U.S. or International)	Names of Parent, Subsidiaries Or Affiliates	Domi-ciliary Location	Relationship to Reporting Entity	Directly Controlled by (Name of Entity/Person)	Type of Control (Ownership, Board, Management, Attorney-in-Fact, Influence, Other)	If Control is Owner-ship Provide Percen-tage	Ultimate Controlling Entity(ies)/Person(s)	*
...0140 ...	Nationwide29262 ..	74-1061659	Colonial County Mutual Insurance CompanyTX.....	..JA.....	Other non-Nationwide	contract0.000	Other non-Nationwide
...0140 ...	Nationwide	04-3750770	Continental/North Shore I, L.P.OH.....	..NIA.....	Continental/NRI North Shore Investments, LLC	Ownership.....	..100.000	Nationwide Mutual Insurance Company1
...0140 ...	Nationwide	20-0366090	Continental/North Shore II, L.P.OH.....	..NIA.....	Continental/NRI North Shore Investments, LLC	Ownership.....	..100.000	Nationwide Mutual Insurance Company1
...0140 ...	Nationwide	20-0142724	Continental/NRI North Shore Investments, LLCOH.....	..NIA.....	Nationwide Realty Investors, Ltd. ..	Ownership.....	..50.500	Nationwide Mutual Insurance Company1
...0140 ...	Nationwide	Cotton Mill Partners, LLCVA.....	..OTH.....	Nationwide Mutual Insurance Company	Limited partner /no control2.000	other non-Nationwide
...0140 ...	Nationwide18961 ..	68-0066866	Crestbrook Insurance CompanyOH.....	..JA.....	Nationwide Mutual Insurance Company	Ownership.....	..100.000	Nationwide Mutual Insurance Company
...0140 ...	Nationwide	31-1486309	Crewville, Ltd.OH.....	..NIA.....	Nationwide Realty Investors, Ltd. ..	Ownership.....	..100.000	Nationwide Mutual Insurance Company
...0140 ...	Nationwide42587 ..	42-1207150	Depositors Insurance CompanyJA.....	..JA.....	ALLIED Group, Inc.	Ownership.....	..100.000	Nationwide Mutual Insurance Company
...0140 ...	Nationwide	33-0096671	DVM Insurance Agency, Inc.CA.....	..JA.....	Veterinary Pet Insurance Company ...	Ownership.....	..100.000	Nationwide Mutual Insurance Company
...0140 ...	Nationwide	20-1945276	East of Madison, LLCDE.....	..NIA.....	120 Acre Partners, Ltd.	Ownership.....	..24.910	Nationwide Mutual Insurance Company1
...0140 ...	Nationwide	31-1486309	Easton Communities II, LLCOH.....	..NIA.....	NRI Communities, Ltd.	Ownership.....	..100.000	Nationwide Mutual Insurance Company
...0140 ...	Nationwide	31-1486309	Easton Communities, LLCOH.....	..NIA.....	NRI Communities, Ltd.	Ownership.....	..100.000	Nationwide Mutual Insurance Company
...0140 ...	Nationwide	ELH Investment LLCDE.....	..OTH.....	Nationwide Mutual Insurance Company	Other0.000	Nationwide Mutual Insurance Company2
...0140 ...	Nationwide13838 ..	42-0618271	Farmland Mutual Insurance CompanyJA.....	..JA.....	Other non-Nationwide	debt0.000	Other non-Nationwide
...0140 ...	Nationwide22209 ..	75-6013587	Freedom Specialty Insurance Company (fka Atlantic Insurance Company)OH.....	..JA.....	Scottsdale Insurance Company	Ownership.....	..100.000	Nationwide Mutual Insurance Company
...0140 ...	Nationwide	Gartmore Riverview Diversified Opportunities, LLCDE.....	..OTH.....	Nationwide Mutual Insurance Company	Ownership.....	..0.000	Nationwide Mutual Insurance Company1
...0140 ...	Nationwide	Gartmore Riverview Diversified Opportunities, LLCDE.....	..OTH.....	Nationwide Mutual Fire Insurance Company	Ownership.....	..0.000	Nationwide Mutual Insurance Company1
...0140 ...	Nationwide	Gartmore Riverview Diversified Opportunities, LLCDE.....	..OTH.....	Nationwide Life Insurance Company ..	Ownership.....	..0.000	Nationwide Mutual Insurance Company1
...0140 ...	Nationwide	31-4187660	Gates McDonald of Ohio, LLCOH.....	..NIA.....	Nationwide Better Health Holding Company, LLC	Ownership.....	..100.000	Nationwide Mutual Insurance Company
...0140 ...	Nationwide	13-4933584	Gates, McDonald & Company of New York, Inc.NY.....	..NIA.....	Gates McDonald of Ohio, LLC	Ownership.....	..100.000	Nationwide Mutual Insurance Company
...0140 ...	Nationwide	76-0810957	GatesMcDonald DTAO, LLCOH.....	..NIA.....	Gates McDonald of Ohio, LLC	Ownership.....	..100.000	Nationwide Mutual Insurance Company
...0140 ...	Nationwide	76-0810958	GatesMcDonald DTC, LLCOH.....	..NIA.....	Gates McDonald of Ohio, LLC	Ownership.....	..100.000	Nationwide Mutual Insurance Company
...0140 ...	Nationwide	31-1478706	GatesMcDonald Health Plus, LLCOH.....	..NIA.....	Gates McDonald of Ohio, LLC	Ownership.....	..100.000	Nationwide Mutual Insurance Company
...0140 ...	Nationwide	20-4939866	Grandview Yard Hotel Holdings, LLCOH.....	..NIA.....	NRI Equity Land Investments, LLC ...	Ownership.....	..100.000	Nationwide Mutual Insurance Company
...0140 ...	Nationwide	20-4939866	Grandview Yard Hotel, LLCOH.....	..NIA.....	Grandview Yard Hotel Holdings, LLC	Ownership.....	..100.000	Nationwide Mutual Insurance Company
...0140 ...	Nationwide	31-1486309	Harris Blvd. Communities I, LLCOH.....	..NIA.....	NRI Communities, Ltd.	Ownership.....	..100.000	Nationwide Mutual Insurance Company
...0140 ...	Nationwide	32-0051216	Hideaway Properties Corp.CA.....	..OTH.....	Nationwide Realty Investors, Ltd. ..	Ownership.....	..50.000	Nationwide Mutual Insurance Company1
...0140 ...	Nationwide	31-0871532	Insurance Intermediaries, Inc.OH.....	..JA.....	Nationwide Mutual Insurance Company	Ownership.....	..100.000	Nationwide Mutual Insurance Company
...0140 ...	Nationwide	31-1486309	Jerome Village Company, LLCOH.....	..NIA.....	Nationwide Realty Investors, Ltd. ..	Ownership.....	..100.000	Nationwide Mutual Insurance Company
...0140 ...	Nationwide	31-1486309	Jerome Village Master Property Owners AssociationOH.....	..NIA.....	Jerome Village Company, LLC	Ownership.....	..100.000	Nationwide Mutual Insurance Company
...0140 ...	Nationwide	31-1486309	Jerome Village Residential Property Owners Association, Inc.OH.....	..NIA.....	Jerome Village Company, LLC	Ownership.....	..100.000	Nationwide Mutual Insurance Company
...0140 ...	Nationwide	Leaguers Investment Fund LLCDE.....	..OTH.....	Nationwide Mutual Insurance Company	Other0.000	Nationwide Mutual Insurance Company2
...0140 ...	Nationwide	56-3789189	Life REO Holdings, LLCOH.....	..NIA.....	Nationwide Life Insurance Company ..	Ownership.....	..100.000	Nationwide Mutual Insurance Company

ANNUAL STATEMENT FOR THE YEAR 2011 OF THE NATIONWIDE INSURANCE COMPANY OF FLORIDA

SCHEDULE Y

PART 1A - DETAIL OF INSURANCE HOLDING COMPANY SYSTEM

1	2	3	4	5	6	7	8	9	10	11	12	13	14	15
Group Code	Group Name	NAIC Company Code	Federal ID Number	Federal RSSD	CIK	Name of Securities Exchange if Publicly Traded (U.S. or International)	Names of Parent, Subsidiaries Or Affiliates	Domi-ciliary Location	Relationship to Reporting Entity	Directly Controlled by (Name of Entity/Person)	Type of Control (Ownership, Board, Management, Attorney-in-Fact, Influence, Other)	If Control is Owner-ship Provide Percen-tage	Ultimate Controlling Entity(ies)/Person(s)	*
...0140 ...	Nationwide		56-3789187				Life REO Holdings, LLC	OH	NIA	Nationwide Life Insurance Company .. Nationwide Mutual Insurance Company	Ownership.....	100.000	Nationwide Mutual Insurance Company
...0140 ...	Nationwide		74-1395229				Lone Star General Agency, Inc.	TX	JA	Nationwide Mutual Insurance Company	Ownership.....	100.000	Nationwide Mutual Insurance Company
...0140 ...	Nationwide						Match School Investment Fund, LLC ...	DE	OTH		Ownership.....	100.000	Nationwide Mutual Insurance Company
...0140 ...	Nationwide		31-1486309				Maxtown Communities, LLC	DE	NIA	NRI Communities, Ltd.	Ownership.....	100.000	Nationwide Mutual Insurance Company
...0140 ...	Nationwide		31-1486309				Maxtown Retail, LLC	OH	NIA	NRI Communities, Ltd. Nationwide Mutual Insurance Company	Ownership.....	100.000	Nationwide Mutual Insurance Company
...0140 ...	Nationwide	11991	38-0865250				National Casualty Company	WI	JA		Ownership.....	100.000	Nationwide Mutual Insurance Company
							National Casualty Company of America, Ltd.	GB	JA	National Casualty Company	Ownership.....	100.000	Nationwide Mutual Insurance Company
...0140 ...	Nationwide		42-1154244				Nationwide Advantage Mortgage Company	JA	NIA	AMCO Insurance Company	Ownership.....	87.300	Nationwide Mutual Insurance Company
...0140 ...	Nationwide		42-1154244				Nationwide Advantage Mortgage Company	JA	NIA	ALLIED Property & Casualty Insurance Company	Ownership.....	8.470	Nationwide Mutual Insurance Company
...0140 ...	Nationwide		42-1154244				Nationwide Advantage Mortgage Company	JA	NIA	Depositors Insurance Company	Ownership.....	4.230	Nationwide Mutual Insurance Company
...0140 ...	Nationwide	26093	48-0470690				Nationwide Affinity Insurance Company of America	OH	JA	Nationwide Mutual Insurance Company	Ownership.....	100.000	Nationwide Mutual Insurance Company
...0140 ...	Nationwide	28223	42-1015537				Nationwide Agribusiness Insurance Company	JA	JA	Nationwide Mutual Insurance Company	Ownership.....	100.000	Nationwide Mutual Insurance Company
...0140 ...	Nationwide		20-5976272				Nationwide Alternative Investments, LLC	OH	NIA	Nationwide Mutual Insurance Company	Ownership.....	100.000	Nationwide Mutual Insurance Company
...0140 ...	Nationwide		31-1578869				Nationwide Arena, LLC	OH	NIA	Nationwide Mutual Insurance Company	Ownership.....	90.000	Nationwide Mutual Insurance Company
...0140 ...	Nationwide		20-8670712				Nationwide Asset Management, LLC	OH	NIA	Nationwide Mutual Insurance Company	Ownership.....	100.000	Nationwide Mutual Insurance Company
...0140 ...	Nationwide		20-8670712				Nationwide Asset Management, LLC	OH	NIA	Nationwide Mutual Insurance Company	Ownership.....	100.000	Nationwide Mutual Insurance Company
...0140 ...	Nationwide	10723	95-0639970				Nationwide Assurance Company	WI	JA	Nationwide Mutual Insurance Company	Ownership.....	100.000	Nationwide Mutual Insurance Company
...0140 ...	Nationwide		31-1592130	2729677			Nationwide Bank	FED	OTH	Nationwide Financial Services, Inc.	Ownership.....	100.000	Nationwide Mutual Insurance Company
...0140 ...	Nationwide		52-1776258				Nationwide Better Health (Ohio), LLC	OH	NIA	Nationwide Better Health Holding Company, LLC	Ownership.....	100.000	Nationwide Mutual Insurance Company
...0140 ...	Nationwide		11-3766032				Nationwide Better Health Holding Company, LLC	OH	NIA	Nationwide Corporation	Ownership.....	75.000	Nationwide Mutual Insurance Company
...0140 ...	Nationwide		11-3766032				Nationwide Better Health Holding Company, LLC	OH	NIA	Nationwide Mutual Fire Insurance Company	Ownership.....	25.000	Nationwide Mutual Insurance Company
...0140 ...	Nationwide		31-1036287				Nationwide Cash Management Company ...	OH	NIA	Nationwide Mutual Insurance Company	Ownership.....	100.000	Nationwide Mutual Insurance Company
...0140 ...	Nationwide		31-1752320				Nationwide Community Development Corporation, LLC	OH	NIA	Nationwide Life Insurance Company ..	Ownership.....	67.000	Nationwide Mutual Insurance Company
...0140 ...	Nationwide		31-1752320				Nationwide Community Development Corporation, LLC	OH	NIA	Nationwide Indemnity Company	Ownership.....	33.000	Nationwide Mutual Insurance Company
...0140 ...	Nationwide						Nationwide Community Development Corporation, LLC		NIA	Nationwide Life Insurance Company,	Ownership.....	67.000	Nationwide Mutual Insurance Company
...0140 ...	Nationwide						Nationwide Community Development Corporation, LLC		NIA	Nationwide Indemnity Company	Ownership.....	33.000	Nationwide Mutual Insurance Company
...0140 ...	Nationwide		31-4416546				Nationwide Corporation	OH	NIA	Nationwide Mutual Insurance Company	Ownership.....	95.200	Nationwide Mutual Insurance Company

ANNUAL STATEMENT FOR THE YEAR 2011 OF THE NATIONWIDE INSURANCE COMPANY OF FLORIDA

SCHEDULE Y

PART 1A - DETAIL OF INSURANCE HOLDING COMPANY SYSTEM

1	2	3	4	5	6	7	8	9	10	11	12	13	14	15
Group Code	Group Name	NAIC Company Code	Federal ID Number	Federal RSSD	CIK	Name of Securities Exchange if Publicly Traded (U.S. or International)	Names of Parent, Subsidiaries Or Affiliates	Domiciliary Location	Relationship to Reporting Entity	Directly Controlled by (Name of Entity/Person)	Type of Control (Ownership, Board, Management, Attorney-in-Fact, Influence, Other)	If Control is Ownership Provide Percentage	Ultimate Controlling Entity(ies)/Person(s)	*
...0140 ...	Nationwide		31-4416546				Nationwide Corporation	OH	NIA.....	Nationwide Mutual Fire Insurance Company	Ownership.....	...4.800	Nationwide Mutual Insurance Company	
...0140 ...	Nationwide		04-3679407				Nationwide Emerging Managers, LLC	DE	NIA.....	Nationwide SA Capital Trust	Ownership.....	...100.000	Nationwide Mutual Insurance Company	
...0140 ...	Nationwide		05-0630007				Nationwide Exclusive Agent Risk Purchasing Group, LLC	OH	NIA.....	Insurance Intermediaries, Inc.	Ownership.....	...100.000	Nationwide Mutual Insurance Company	
...0140 ...	Nationwide		31-1667326				Nationwide Financial Assignment Company	OH	NIA.....	Nationwide Life Insurance Company ..	Ownership.....	...100.000	Nationwide Mutual Insurance Company	
...0140 ...	Nationwide		23-2412039				Nationwide Financial General Agency, Inc.	PA	NIA.....	NFS Distributors, Inc.	Ownership.....	...100.000	Nationwide Mutual Insurance Company	
...0140 ...	Nationwide		31-1316276				Nationwide Financial Institution Distributors Agency, Inc.	DE	NIA.....	NFS Distributors, Inc.	Ownership.....	...100.000	Nationwide Mutual Insurance Company	
...0140 ...	Nationwide		31-6554353				Nationwide Financial Services Capital Trust	DE	NIA.....	Nationwide Financial Services, Inc.	Ownership.....	...100.000	Nationwide Mutual Insurance Company	
...0140 ...	Nationwide		31-1486870				Nationwide Financial Services, Inc.	DE	NIA.....	Nationwide Corporation	Ownership.....	...100.000	Nationwide Mutual Insurance Company	
...0140 ...	Nationwide		80-0081970				Nationwide Financial Structured Products, LLC	OH	NIA.....	Nationwide Financial Services, Inc.	Ownership.....	...100.000	Nationwide Mutual Insurance Company	
...0140 ...	Nationwide		52-6969857				Nationwide Fund Advisors	DE	NIA.....	Nationwide Financial Services, Inc.	Ownership.....	...100.000	Nationwide Mutual Insurance Company	
...0140 ...	Nationwide		31-1748721				Nationwide Fund Distributors LLC	DE	NIA.....	NFS Distributors, Inc.	Ownership.....	...100.000	Nationwide Mutual Insurance Company	
...0140 ...	Nationwide		31-0900518				Nationwide Fund Management LLC	DE	NIA.....	NFS Distributors, Inc.	Ownership.....	...100.000	Nationwide Mutual Insurance Company	
...0140 ...	Nationwide23760	31-4425763				Nationwide General Insurance Company	OH	JA.....	Nationwide Mutual Insurance Company	Ownership.....	...100.000	Nationwide Mutual Insurance Company	
...0140 ...	Nationwide		31-1570938				Nationwide Global Holdings, Inc.	OH	NIA.....	Nationwide Corporation	Ownership.....	...100.000	Nationwide Mutual Insurance Company	
...0140 ...	Nationwide		04-3732385				Nationwide Global Ventures, Inc.	DE	NIA.....	Nationwide Asset Management Holdings, Inc.	Ownership.....	...100.000	Nationwide Mutual Insurance Company	
...0140 ...	Nationwide		31-1399201				Nationwide Indemnity Company	OH	JA.....	Nationwide Mutual Insurance Company	Ownership.....	...100.000	Nationwide Mutual Insurance Company	
...0140 ...	Nationwide25453	95-2130882				Nationwide Insurance Company of America	WI	JA.....	ALLIED Group, Inc.	Ownership.....	...100.000	Nationwide Mutual Insurance Company	
...0140 ...	Nationwide10948	31-1613686				Nationwide Insurance Company of Florida	OH		Nationwide Mutual Insurance Company	Ownership.....	...100.000	Nationwide Mutual Insurance Company	
...0140 ...	Nationwide		31-6022301				Nationwide Insurance Foundation	OH	OTH.....	Other non-Nationwide	n/a0.000	Other non-Nationwide	
...0140 ...	Nationwide		41-2206199				Nationwide Investment Advisors, LLC ..	OH	NIA.....	Nationwide Life Insurance Company ..	Ownership.....	...100.000	Nationwide Mutual Insurance Company	
...0140 ...	Nationwide		73-0988442				Nationwide Investment Services Corporation	OK	NIA.....	Nationwide Life Insurance Company ..	Ownership.....	...100.000	Nationwide Mutual Insurance Company	
...0140 ...	Nationwide92657	31-1000740				Nationwide Life and Annuity Insurance Company	OH	JA.....	Nationwide Life Insurance Company ..	Ownership.....	...100.000	Nationwide Mutual Insurance Company	
...0140 ...	Nationwide66869	31-4156830				Nationwide Life Insurance Company	OH	JA.....	Nationwide Financial Services, Inc.	Ownership.....	...100.000	Nationwide Mutual Insurance Company	
...0140 ...	Nationwide		13-4212969				Nationwide Life Tax Credit Partners 2002-A, LLC	OH	NIA.....	Nationwide Life Insurance Company ..	Other.....	...0.000	Nationwide Mutual Insurance Company2
...0140 ...	Nationwide		01-0749754				Nationwide Life Tax Credit Partners 2002-B, LLC	OH	NIA.....	Nationwide Life Insurance Company ..	Other.....	...0.000	Nationwide Mutual Insurance Company2
...0140 ...	Nationwide		03-0498148				Nationwide Life Tax Credit Partners 2002-C, LLC	OH	NIA.....	Nationwide Life Insurance Company ..	Other.....	...0.000	Nationwide Mutual Insurance Company2
...0140 ...	Nationwide		54-2113175				Nationwide Life Tax Credit Partners 2003-A, LLC	OH	NIA.....	Nationwide Life Insurance Company ..	Other.....	...0.000	Nationwide Mutual Insurance Company2
...0140 ...	Nationwide		58-2672725				Nationwide Life Tax Credit Partners 2003-B, LLC	OH	NIA.....	Nationwide Life Insurance Company ..	Other.....	...0.000	Nationwide Mutual Insurance Company2
...0140 ...	Nationwide		20-0357951				Nationwide Life Tax Credit Partners 2003-C, LLC	OH	NIA.....	Nationwide Life Insurance Company ..	Other.....	...0.000	Nationwide Mutual Insurance Company2

ANNUAL STATEMENT FOR THE YEAR 2011 OF THE NATIONWIDE INSURANCE COMPANY OF FLORIDA

SCHEDULE Y

PART 1A - DETAIL OF INSURANCE HOLDING COMPANY SYSTEM

1	2	3	4	5	6	7	8	9	10	11	12	13	14	15
Group Code	Group Name	NAIC Company Code	Federal ID Number	Federal RSSD	CIK	Name of Securities Exchange if Publicly Traded (U.S. or International)	Names of Parent, Subsidiaries Or Affiliates	Domiciliary Location	Relationship to Reporting Entity	Directly Controlled by (Name of Entity/Person)	Type of Control (Ownership, Board, Management, Attorney-in-Fact, Influence, Other)	If Control is Ownership Provide Percentage	Ultimate Controlling Entity(ies)/Person(s)	*
...0140	Nationwide		20-0382144				Nationwide Life Tax Credit Partners 2004-A, LLC	OH	NIA	Nationwide Life Insurance Company	Other	0.000	Nationwide Mutual Insurance Company	2
...0140	Nationwide		20-0745944				Nationwide Life Tax Credit Partners 2004-B, LLC	OH	NIA	Nationwide Life Insurance Company	Other	0.000	Nationwide Mutual Insurance Company	2
...0140	Nationwide		20-0745965				Nationwide Life Tax Credit Partners 2004-C, LLC	OH	NIA	Nationwide Life Insurance Company	Other	0.000	Nationwide Mutual Insurance Company	2
...0140	Nationwide		20-1128408				Nationwide Life Tax Credit Partners 2004-D, LLC	OH	NIA	Nationwide Life Insurance Company	Other	0.000	Nationwide Mutual Insurance Company	2
...0140	Nationwide		20-1128472				Nationwide Life Tax Credit Partners 2004-E, LLC	OH	NIA	Nationwide Life Insurance Company	Other	0.000	Nationwide Mutual Insurance Company	2
...0140	Nationwide		20-1918935				Nationwide Life Tax Credit Partners 2004-F, LLC	OH	NIA	Nationwide Life Insurance Company	Other	0.000	Nationwide Mutual Insurance Company	2
...0140	Nationwide		20-2303694				Nationwide Life Tax Credit Partners 2005-A, LLC	OH	NIA	Nationwide Life Insurance Company	Other	0.000	Nationwide Mutual Insurance Company	2
...0140	Nationwide		20-2303602				Nationwide Life Tax Credit Partners 2005-B, LLC	OH	NIA	Nationwide Life Insurance Company	Other	0.000	Nationwide Mutual Insurance Company	2
...0140	Nationwide		20-2450960				Nationwide Life Tax Credit Partners 2005-C, LLC	OH	NIA	Nationwide Life Insurance Company	Other	0.000	Nationwide Mutual Insurance Company	2
...0140	Nationwide		20-2451052				Nationwide Life Tax Credit Partners 2005-D, LLC	OH	NIA	Nationwide Life Insurance Company	Other	0.000	Nationwide Mutual Insurance Company	2
...0140	Nationwide		20-2774223				Nationwide Life Tax Credit Partners 2005-E, LLC	OH	NIA	Nationwide Life Insurance Company	Other	0.000	Nationwide Mutual Insurance Company	2
...0140	Nationwide		21-1288836				Nationwide Life Tax Credit Partners 2007-A, LLC	OH	NIA	Nationwide Life Insurance Company	Other	0.000	Nationwide Mutual Insurance Company	2
...0140	Nationwide		26-3427373				Nationwide Life Tax Credit Partners 2009-A, LLC	OH	NIA	Nationwide Life Insurance Company	Other	0.000	Nationwide Mutual Insurance Company	2
...0140	Nationwide		26-3427435				Nationwide Life Tax Credit Partners 2009-B, LLC	OH	NIA	Nationwide Life Insurance Company	Other	0.000	Nationwide Mutual Insurance Company	2
...0140	Nationwide		26-3427479				Nationwide Life Tax Credit Partners 2009-C, LLC	OH	NIA	Nationwide Life Insurance Company	Other	0.000	Nationwide Mutual Insurance Company	2
...0140	Nationwide		26-3427525				Nationwide Life Tax Credit Partners 2009-D, LLC	OH	NIA	Nationwide Life Insurance Company	Other	0.000	Nationwide Mutual Insurance Company	2
...0140	Nationwide		26-4737055				Nationwide Life Tax Credit Partners 2009-E, LLC	OH	NIA	Nationwide Life Insurance Company	Other	0.000	Nationwide Mutual Insurance Company	2
...0140	Nationwide		26-4737157				Nationwide Life Tax Credit Partners 2009-F, LLC	OH	NIA	Nationwide Life Insurance Company	Other	0.000	Nationwide Mutual Insurance Company	2
...0140	Nationwide		27-1362364				Nationwide Life Tax Credit Partners 2009-I, LLC	OH	NIA	Nationwide Life Insurance Company	Other	0.000	Nationwide Mutual Insurance Company	2
...0140	Nationwide						Nationwide Life Tax Credit Partners No. 1, LLC	OH	NIA	Nationwide Life Insurance Company	Other	0.000	Nationwide Mutual Insurance Company	2
...0140	Nationwide	42110	75-1780981				Nationwide Lloyds	TX	JA	n/a	contract	0.000	Nationwide Mutual Insurance Company	
...0140	Nationwide						Nationwide Mutual Capital I, LLC	DE	NIA	Nationwide Mutual Capital, LLC	Ownership	100.000	Nationwide Mutual Insurance Company	
...0140	Nationwide		75-3191025				Nationwide Mutual Capital, LLC	OH	NIA	Nationwide Mutual Insurance Company	Ownership	100.000	Nationwide Mutual Insurance Company	
...0140	Nationwide	23779	82-0549218				Nationwide Mutual Fire Insurance Company	OH	OTH	Other non-Nationwide	n/a	0.000	Other non-Nationwide	
...0140	Nationwide	23787	31-4177100				Nationwide Mutual Insurance Company	OH	UDP	Other non-Nationwide	n/a	0.000	Other non-Nationwide	
...0140	Nationwide		34-2012765				Nationwide Private Equity Fund, LLC	OH	NIA	Nationwide Mutual Insurance Company	Ownership	100.000	Nationwide Mutual Insurance Company	
...0140	Nationwide		34-2012765				Nationwide Private Equity Fund, LLC	OH	NIA	Nationwide Mutual Insurance Company	Ownership	100.000	Nationwide Mutual Insurance Company	

ANNUAL STATEMENT FOR THE YEAR 2011 OF THE NATIONWIDE INSURANCE COMPANY OF FLORIDA

SCHEDULE Y

PART 1A - DETAIL OF INSURANCE HOLDING COMPANY SYSTEM

1	2	3	4	5	6	7	8	9	10	11	12	13	14	15
Group Code	Group Name	NAIC Company Code	Federal ID Number	Federal RSSD	CIK	Name of Securities Exchange if Publicly Traded (U.S. or International)	Names of Parent, Subsidiaries Or Affiliates	Domiciliary Location	Relationship to Reporting Entity	Directly Controlled by (Name of Entity/Person)	Type of Control (Ownership, Board, Management, Attorney-in-Fact, Influence, Other)	If Control is Ownership Provide Percentage	Ultimate Controlling Entity(ies)/Person(s)	*
...0140	Nationwide	...37877	31-0970750				Nationwide Property and Casualty Insurance Company	OH	JA	Nationwide Mutual Insurance Company	Ownership	100.000	Nationwide Mutual Insurance Company	
...0140	Nationwide		01-0852763				Nationwide Property Protection Services, LLC	OH	NIA	Nationwide Services Company, LLC Nationwide Mutual Insurance Company	Ownership	100.000	Nationwide Mutual Insurance Company	
...0140	Nationwide		31-1486309				Nationwide Realty Investors, Ltd.	OH	NIA		Ownership	95.000	Nationwide Mutual Insurance Company	
...0140	Nationwide		31-1486309				Nationwide Realty Investors, Ltd.	OH	NIA	Nationwide Indemnity Company	Ownership	5.000	Nationwide Mutual Insurance Company	
...0140	Nationwide		31-1486309				Nationwide Realty Management, LLC	OH	NIA	Nationwide Realty Investors, Ltd.	Ownership	100.000	Nationwide Mutual Insurance Company	
...0140	Nationwide		04-3833929				Nationwide Realty Management, LLC	OH	NIA	Nationwide Realty Investors, Ltd. Nationwide Mutual Insurance Company	Ownership	100.000	Nationwide Mutual Insurance Company	
							Nationwide Realty Services, Ltd.	OH	NIA		Ownership	100.000	Nationwide Mutual Insurance Company	
...0140	Nationwide		06-0987812				Nationwide Retirement Solutions Insurance Agency, Inc.	MA	JA	Nationwide Retirement Solutions, Inc.	Ownership	100.000	Nationwide Mutual Insurance Company	
...0140	Nationwide		73-0948330				Nationwide Retirement Solutions, Inc.	DE	NIA	NFS Distributors, Inc.	Ownership	100.000	Nationwide Mutual Insurance Company	
...0140	Nationwide		86-0924069				Nationwide Retirement Solutions, Inc. of Arizona	AZ	NIA	Nationwide Retirement Solutions, Inc.	Ownership	100.000	Nationwide Mutual Insurance Company	
...0140	Nationwide		31-1331479				Nationwide Retirement Solutions, Inc. of Ohio	OH	NIA	Nationwide Retirement Solutions, Inc.	contract	0.000	Nationwide Mutual Insurance Company	
...0140	Nationwide		74-2200854				Nationwide Retirement Solutions, Inc. of Texas	TX	NIA	Nationwide Retirement Solutions, Inc.	contract	0.000	Nationwide Mutual Insurance Company	
...0140	Nationwide		52-6969856				Nationwide SA Capital Trust	DE	NIA	NWD Investment Management, Inc.	Ownership	100.000	Nationwide Mutual Insurance Company	
...0140	Nationwide		42-1373380				Nationwide Sales Solutions, Inc.	JA	NIA	ALLIED Group, Inc.	Ownership	100.000	Nationwide Mutual Insurance Company	
...0140	Nationwide		36-2434406				Nationwide Securities, LLC	OH	NIA	NFS Distributors, Inc.	Ownership	100.000	Nationwide Mutual Insurance Company	
...0140	Nationwide		31-4177100				Nationwide Services Company, LLC	OH	NIA	Nationwide Mutual Insurance Company	Ownership	100.000	Nationwide Mutual Insurance Company	
...0140	Nationwide		27-0743545				Nationwide Tax Credit Partners 2009-G, LLC	OH	NIA	Nationwide Mutual Insurance Company	Other	0.000	Nationwide Mutual Insurance Company	2
							Nationwide Tax Credit Partners 2009-H, LLC	OH	NIA	Nationwide Mutual Insurance Company	Other	0.000	Nationwide Mutual Insurance Company	2
...0140	Nationwide		27-0768791				ND La Quinta Partners, LLC	DE	NIA	Nationwide Realty Investors, Ltd.	Ownership	95.000	Nationwide Mutual Insurance Company	
...0140	Nationwide		11-3651828				Newhouse Capital Partners II, LLC	DE	NIA	Nationwide Global Ventures, Inc.	Ownership	80.000	Nationwide Mutual Insurance Company	
...0140	Nationwide						Newhouse Capital Partners II, LLC	DE	NIA	Nationwide Global Ventures, Inc.	Ownership	99.000	Nationwide Mutual Insurance Company	
...0140	Nationwide						Newhouse Capital Partners, LLC	DE	NIA	NWD Investment Management, Inc. Nationwide Mutual Insurance Company	Ownership	19.000	Nationwide Mutual Insurance Company	
...0140	Nationwide						Newhouse Capital Partners, LLC	DE	NIA		Ownership	70.000	Nationwide Mutual Insurance Company	
...0140	Nationwide						Newhouse Capital Partners, LLC	DE	NIA	Nationwide Mutual Fire Insurance Company Nationwide Financial Services, Inc.	Ownership	10.000	Nationwide Mutual Insurance Company	
...0140	Nationwide		31-1630871				NFS Distributors, Inc.	DE	NIA		Ownership	100.000	Nationwide Mutual Insurance Company	
...0140	Nationwide		14-1892640				NHT XII Tax Credit Fund, LLC	DC	NIA	Nationwide Life Insurance Company	Ownership	49.990	Nationwide Mutual Insurance Company	1
...0140	Nationwide		14-1892640				NHT XII Tax Credit Fund, LLC	DC	NIA	Nationwide Assurance Company Nationwide Mutual Insurance Company	Ownership	25.000	Nationwide Mutual Insurance Company	1
...0140	Nationwide		14-1892640				NHT XII Tax Credit Fund, LLC	DC	NIA		Ownership	25.000	Nationwide Mutual Insurance Company	1
...0140	Nationwide		26-0351004				North Bank Condominium Home Owners Association	OH	OTH	Other non-Nationwide	n/a	0.000	Other non-Nationwide	
...0140	Nationwide		20-4939866				North of Third, LLC	OH	NIA	NRI Equity Land Investments, LLC		100.000	Nationwide Mutual Insurance Company	
...0140	Nationwide		26-4083207				Northstar Commercial Development, LLC	OH	NIA	Nationwide Realty Investors, Ltd.	Ownership	50.000	Nationwide Mutual Insurance Company	1
...0140	Nationwide		26-4083354				Northstar Residential Developments, LLC	OH	NIA	Nationwide Realty Investors, Ltd.	Ownership	50.000	Nationwide Mutual Insurance Company	1

ANNUAL STATEMENT FOR THE YEAR 2011 OF THE NATIONWIDE INSURANCE COMPANY OF FLORIDA

SCHEDULE Y

PART 1A - DETAIL OF INSURANCE HOLDING COMPANY SYSTEM

1	2	3	4	5	6	7	8	9	10	11	12	13	14	15
Group Code	Group Name	NAIC Company Code	Federal ID Number	Federal RSSD	CIK	Name of Securities Exchange if Publicly Traded (U.S. or International)	Names of Parent, Subsidiaries Or Affiliates	Domi-ciliary Location	Relationship to Reporting Entity	Directly Controlled by (Name of Entity/Person)	Type of Control (Ownership, Board, Management, Attorney-in-Fact, Influence, Other)	If Control is Owner-ship Provide Percen-tage	Ultimate Controlling Entity(ies)/Person(s)	*
0140	Nationwide		31-1486309				NRI 12325 Copper Way, LLC	OH	NIA	Nationwide Realty Investors, Ltd.	Ownership	100.000	Nationwide Mutual Insurance Company	
0140	Nationwide		31-1486309				NRI 220 Schrock, LLC	OH	NIA	Nationwide Realty Investors, Ltd.	Ownership	100.000	Nationwide Mutual Insurance Company	
0140	Nationwide		31-1486309				NRI Arena, LLC	OH	NIA	Nationwide Realty Investors, Ltd.	Ownership	100.000	Nationwide Mutual Insurance Company	
0140	Nationwide		31-1486309				NRI Brooksedge, LLC	OH	NIA	Nationwide Realty Investors, Ltd.	Ownership	100.000	Nationwide Mutual Insurance Company	
0140	Nationwide		31-1486309				NRI Builders, LLC	OH	NIA	Nationwide Realty Investors, Ltd.	Ownership	100.000	Nationwide Mutual Insurance Company	
0140	Nationwide		31-1486309				NRI Communities, Ltd.	OH	NIA	Nationwide Realty Investors, Ltd.	Ownership	100.000	Nationwide Mutual Insurance Company	
0140	Nationwide		31-1486309				NRI Communities/Charlotte, LLC	OH	NIA	NRI Communities, Ltd.	Ownership	100.000	Nationwide Mutual Insurance Company	
0140	Nationwide		31-1486309				NRI Communities/Harris Blvd., LLC	OH	NIA	NRI Communities, Ltd.	Ownership	100.000	Nationwide Mutual Insurance Company	
0140	Nationwide		31-1486309				NRI Cramer Creek, LLC	OH	NIA	Nationwide Realty Investors, Ltd.	Ownership	100.000	Nationwide Mutual Insurance Company	
0140	Nationwide		20-4939866				NRI Equity Land Investments, LLC	OH	NIA	Nationwide Realty Investors, Ltd.	Ownership	80.000	Nationwide Mutual Insurance Company	
0140	Nationwide						NRI Equity Tampa, LLC	OH	OTH	Nationwide Realty Investors, Ltd.	Ownership	50.000	Nationwide Mutual Insurance Company	
0140	Nationwide		30-4939866				NRI Office Ventures, Ltd	OH	NIA	Nationwide Realty Investors, Ltd.	Ownership	100.000	Nationwide Mutual Insurance Company	
0140	Nationwide		31-1486309				NRI Telecom, LLC	OH	NIA	NWD Investments, LLC	Ownership	100.000	Nationwide Mutual Insurance Company	
0140	Nationwide						NTCIF-2011 Georgia State Investor, LLC	OH	NIA	Nationwide Property and Casualty Company	Ownership	100.000	Nationwide Mutual Insurance Company	
0140	Nationwide		90-0729552				NTCIF-2011, LLC	OH	NIA	Nationwide Life Insurance Company		100.000	Nationwide Mutual Insurance Company	
0140	Nationwide		27-4700627				NTCP 2011-A, LLC	OH	NIA	Nationwide Life Insurance Company	Ownership	100.000	Nationwide Mutual Insurance Company	
0140	Nationwide		45-2648254				NW-111 Congressional, LLC	OH	NIA	NW-REI, LLC	Ownership	100.000	Nationwide Mutual Insurance Company	
0140	Nationwide		27-2076516				NW-2100 Latham, LLC	DE	NIA	NW-REI, LLC	Ownership	100.000	Nationwide Mutual Insurance Company	
0140	Nationwide		27-1572329				NW-Arbor Blvd., LLC	OH	NIA	NW-REI, LLC	Ownership	100.000	Nationwide Mutual Insurance Company	
0140	Nationwide		36-4702264				NW-Arvada, LLC	OH	NIA	NW-REI, LLC	Ownership	100.000	Nationwide Mutual Insurance Company	
0140	Nationwide		45-2724980				NW-Cameron, LLC	OH	NIA	NW-REI, LLC	Ownership	100.000	Nationwide Mutual Insurance Company	
0140	Nationwide		27-4750067				NW-Center Park, LLC	OH	NIA	NW-REI, LLC	Ownership	100.000	Nationwide Mutual Insurance Company	
0140	Nationwide									Nationwide Mutual Insurance Company				
0140	Nationwide		26-0901660				NW-CNC Coppell, LLC	DE	NIA		Ownership	100.000	Nationwide Mutual Insurance Company	
0140	Nationwide		27-4431267				NW-Collection, LLC	DE	NIA	NW-REI, LLC	Ownership	100.000	Nationwide Mutual Insurance Company	
0140	Nationwide		27-2764819				NW-Commerce Center, LLC	DE	NIA	NW REI, LLC	Ownership	100.000	Nationwide Mutual Insurance Company	
0140	Nationwide		27-4576656				NW-Coral Cove, LLC	OH	NIA	NW-REI, LLC	Ownership	100.000	Nationwide Mutual Insurance Company	
0140	Nationwide						NW-Corvallis, LLC	OH	NIA	NW-REI, LLC	Ownership	100.000	Nationwide Mutual Insurance Company	
0140	Nationwide		31-1580283				NWD 205 Vine, LLC	OH	NIA	NWD Investments, LLC	Ownership	100.000	Nationwide Mutual Insurance Company	
0140	Nationwide		31-1580283				NWD 225 Nationwide, LLC	OH	NIA	NWD Investments, LLC	Ownership	100.000	Nationwide Mutual Insurance Company	
0140	Nationwide		31-1580283				NWD 230 West, LLC	OH	NIA	NWD Investments, LLC	Ownership	100.000	Nationwide Mutual Insurance Company	
0140	Nationwide		31-1580283				NWD 265 Neil, LLC	OH	NIA	NWD Investments, LLC	Ownership	100.000	Nationwide Mutual Insurance Company	
0140	Nationwide		31-1580283				NWD 275 Marconi, LLC	OH	NIA	NWD Investments, LLC	Ownership	100.000	Nationwide Mutual Insurance Company	
0140	Nationwide		31-1580283				NWD 295 McConnell, LLC	OH	NIA	NWD Investments, LLC	Ownership	100.000	Nationwide Mutual Insurance Company	
0140	Nationwide		31-1580283				NWD 300 Neil, LLC	OH	NIA	NWD Investments, LLC	Ownership	100.000	Nationwide Mutual Insurance Company	
0140	Nationwide		31-1580283				NWD 300 Spring, LLC	OH	NIA	NWD Investments, LLC	Ownership	100.000	Nationwide Mutual Insurance Company	
0140	Nationwide		31-1580283				NWD 355 McConnell, LLC	OH	NIA	NWD Investments, LLC	Ownership	100.000	Nationwide Mutual Insurance Company	
0140	Nationwide		31-1580283				NWD 401 Nationwide, LLC	OH	NIA	NWD Investments, LLC	Ownership	100.000	Nationwide Mutual Insurance Company	
0140	Nationwide		31-1580283				NWD 425 Nationwide, LLC	OH	NIA	NWD Investments, LLC	Ownership	100.000	Nationwide Mutual Insurance Company	
0140	Nationwide		31-1580283				NWD 500 Nationwide, LLC	OH	NIA	NWD Investments, LLC	Ownership	100.000	Nationwide Mutual Insurance Company	
0140	Nationwide		31-1580283				NWD Arena Crossing, LLC	OH	NIA	NWD Investments, LLC	Ownership	100.000	Nationwide Mutual Insurance Company	
0140	Nationwide		31-1580283				NWD Arena District I, LLC	OH	NIA	NWD Investments, LLC	Ownership	100.000	Nationwide Mutual Insurance Company	
0140	Nationwide		31-1580283				NWD Arena District II, LLC	OH	NIA	NWD Investments, LLC	Ownership	100.000	Nationwide Mutual Insurance Company	
0140	Nationwide		31-1580283				NWD Arena District MM, LLC	OH	NIA	NWD Investments, LLC	Ownership	100.000	Nationwide Mutual Insurance Company	
0140	Nationwide		31-1580283				NWD Arena District PW, LLC	OH	NIA	NWD Investments, LLC	Ownership	100.000	Nationwide Mutual Insurance Company	
0140	Nationwide		31-1580283				NWD Arena District V, LLC	OH	NIA	NWD Investments, LLC	Ownership	100.000	Nationwide Mutual Insurance Company	
0140	Nationwide		04-3679396				NWD Asset Management Holdings, Inc.	DE	NIA	Nationwide SA Capital Trust	Ownership	100.000	Nationwide Mutual Insurance Company	
0140	Nationwide		31-1580283				NWD Athletic Club, LLC	OH	NIA	NWD Investments, LLC	Ownership	100.000	Nationwide Mutual Insurance Company	
0140	Nationwide		31-1636299				NWD Investment Management, Inc.	DE	NIA	NWD Management & Research Trust	Ownership	100.000	Nationwide Mutual Insurance Company	
0140	Nationwide		31-1580283				NWD Investments, LLC	OH	NIA	Nationwide Realty Investors, Ltd.	Ownership	80.000	Nationwide Mutual Insurance Company	

ANNUAL STATEMENT FOR THE YEAR 2011 OF THE NATIONWIDE INSURANCE COMPANY OF FLORIDA

SCHEDULE Y

PART 1A - DETAIL OF INSURANCE HOLDING COMPANY SYSTEM

1	2	3	4	5	6	7	8	9	10	11	12	13	14	15
Group Code	Group Name	NAIC Company Code	Federal ID Number	Federal RSSD	CIK	Name of Securities Exchange if Publicly Traded (U.S. or International)	Names of Parent, Subsidiaries Or Affiliates	Domi-ciliary Location	Relationship to Reporting Entity	Directly Controlled by (Name of Entity/Person)	Type of Control (Ownership, Board, Management, Attorney-in-Fact, Influence, Other)	If Control is Owner-ship Provide Percen-tage	Ultimate Controlling Entity(ies)/Person(s)	*
0140	Nationwide		25-6711069				NWD Management & Research Trust	DE	NIA	Nationwide Corporation	Ownership	100.000	Nationwide Mutual Insurance Company	
0140	Nationwide		90-0732898				NW-Dulles, LLC	OH	NIA	NW-REI, LLC	Ownership	100.000	Nationwide Mutual Insurance Company	
0140	Nationwide		27-1711211				NW-Foxwood Place, LLC	DE	NIA	NW-REI, LLC	Ownership	100.000	Nationwide Mutual Insurance Company	
0140	Nationwide		27-4750429				NW-Francisco Bay, LLC	OH	NIA	Life REO Holdings, LLC	Ownership	100.000	Nationwide Mutual Insurance Company	
0140	Nationwide		45-2647960				NW-Grapevine, LLC	OH	NIA	NW-REI, LLC	Ownership	100.000	Nationwide Mutual Insurance Company	
0140	Nationwide		27-4750498				NW-Harvard Row, LLC	OH	NIA	NW-REI, LLC	Ownership	100.000	Nationwide Mutual Insurance Company	
0140	Nationwide		26-3336778				NW-Highland Park, LLC	DE	NIA	NW-REI, LLC	Ownership	100.000	Nationwide Mutual Insurance Company	
0140	Nationwide		27-4387718				NW-Highmeadow, LLC	DE	NIA	NW-REI, LLC	Ownership	100.000	Nationwide Mutual Insurance Company	
0140	Nationwide		27-4431168				NW-Interchange, LLC	OH	NIA	NW-REI, LLC	Ownership	100.000	Nationwide Mutual Insurance Company	
0140	Nationwide		27-4749640				NW-Kohls Market, LLC	OH	NIA	NW-REI, LLC	Ownership	100.000	Nationwide Mutual Insurance Company	
0140	Nationwide		27-3386303				NW-Middlesex Tech IV, LLC	DE	NIA	NW-REI, LLC	Ownership	100.000	Nationwide Mutual Insurance Company	
0140	Nationwide		27-3386189				NW-Middlesex Tech V, LLC	DE	NIA	NW-REI, LLC	Ownership	87.650	Nationwide Mutual Insurance Company	
0140	Nationwide		27-3386189				NW-Middlesex Tech V, LLC	DE	NIA	Nationwide Life Insurance Company	Ownership	2.350	Nationwide Mutual Insurance Company	
0140	Nationwide		27-4749848				NW-Northridge, LLC	OH	NIA	NW-REI, LLC	Ownership	100.000	Nationwide Mutual Insurance Company	
0140	Nationwide		27-4749937				NW-Park Village, LLC	OH	NIA	NW-REI, LLC	Ownership	100.000	Nationwide Mutual Insurance Company	
										Nationwide Mutual Insurance Company				
0140	Nationwide		26-1903919				NW-REI, LLC	DE	NIA		Ownership	100.000	Nationwide Mutual Insurance Company	
0140	Nationwide		27-4387647				NW-Ross Hall, LLC	DE	NIA	NW-REI, LLC	Ownership	100.000	Nationwide Mutual Insurance Company	
0140	Nationwide						NW-Southline, LLC	OH	NIA	NW-REI, LLC	Ownership	100.000	Nationwide Mutual Insurance Company	
0140	Nationwide		26-2352827				NW-State Street, LLC	DE	NIA	NW-REI, LLC	Ownership	100.000	Nationwide Mutual Insurance Company	
0140	Nationwide		27-4749587				NW-Taylor Farmer Jack, LLC	OH	NIA	NW-REI, LLC	Ownership	100.000	Nationwide Mutual Insurance Company	
0140	Nationwide		27-4387563				NW-University, LLC	DE	NIA	NW-REI, LLC	Ownership	100.000	Nationwide Mutual Insurance Company	
0140	Nationwide		27-1921199				NW-Willow Lake LLC	DE	NIA	NW-REI, LLC	Ownership	100.000	Nationwide Mutual Insurance Company	
0140	Nationwide		31-0947092				OCH Company, LLC	OH	NIA	Nationwide Realty Investors, Ltd.	Ownership	100.000	Nationwide Mutual Insurance Company	
0140	Nationwide		31-0947092				Ohio Center Hotel Company, Ltd.	OH	NIA	Nationwide Realty Investors, Ltd.	Ownership	53.180	Nationwide Mutual Insurance Company	1
0140	Nationwide		26-0263012				Old Track Street Owners Association	OH	OTH	Other non-Nationwide	n/a	0.000	Other non-Nationwide	
										Nationwide Life and Annuity Insurance Company	Ownership	100.000	Nationwide Mutual Insurance Company	
										Nationwide Mutual Insurance Company				
0140	Nationwide						OYS Fund, LLC	DE	OTH		Ownership	100.000	Nationwide Mutual Insurance Company	
										Nationwide Mutual Insurance Company	Investor member / no control			
0140	Nationwide						Park 288 Industrial, LLC	TX	OTH			95.000	other non-Nationwide	
										Nationwide Financial Services, Inc.				
0140	Nationwide		39-1805904				Pension Associates, Inc.	WI	NIA		Ownership	100.000	Nationwide Mutual Insurance Company	
0140	Nationwide		31-1486309				Perimeter A, Ltd	OH	NIA	Nationwide Realty Investors, Ltd.	Ownership	100.000	Nationwide Mutual Insurance Company	
0140	Nationwide		31-1486309				Pine Communities, LLC	DE	NIA	NRI Communities, Ltd.	Ownership	100.000	Nationwide Mutual Insurance Company	
0140	Nationwide		31-1486309				Polaris A, Ltd.	OH	NIA	Nationwide Realty Investors, Ltd.	Ownership	100.000	Nationwide Mutual Insurance Company	
0140	Nationwide		39-1907217				Premier Agency, Inc.	IA	NIA	ALLIED Group, Inc.	Ownership	100.000	Nationwide Mutual Insurance Company	
							Privilege Underwriters Reciprocal Exchange	FL	JA	Other non-Nationwide	n/a	0.000	Other non-Nationwide	
4664	Pure	12873	20-8287105				Privilege Underwriters, Inc.	FL	JA	Other non-Nationwide	n/a	0.000	Other non-Nationwide	
4664	Pure	13204	26-3109178				Pure Insurance Company	FL	JA	Other non-Nationwide	n/a	0.000	Other non-Nationwide	
4664	Pure						Pure Risk Management, LLC	FL	JA	Other non-Nationwide	n/a	0.000	Other non-Nationwide	
							Registered Investment Advisors			Nationwide Financial Services, Inc.				
0140	Nationwide		75-2938844				Services, Inc.	TX	NIA		Ownership	100.000	Nationwide Mutual Insurance Company	
										Nationwide Mutual Fire Insurance Company				
0140	Nationwide		82-0549218				Retention Alternatives, Ltd.	Bermuda	JA		Ownership	100.000	Nationwide Mutual Insurance Company	
0140	Nationwide		22-3655264				Riverview International Group, Inc.	DE	NIA	NWD Management & Research Trust	Ownership	100.000	Nationwide Mutual Insurance Company	
							Riverview Multi Series Fund, LL - Class Event	DE	OTH	Nationwide Mutual Insurance Company	Ownership	100.000	Nationwide Mutual Insurance Company	

ANNUAL STATEMENT FOR THE YEAR 2011 OF THE NATIONWIDE INSURANCE COMPANY OF FLORIDA

SCHEDULE Y

PART 1A - DETAIL OF INSURANCE HOLDING COMPANY SYSTEM

1	2	3	4	5	6	7	8	9	10	11	12	13	14	15
Group Code	Group Name	NAIC Company Code	Federal ID Number	Federal RSSD	CIK	Name of Securities Exchange if Publicly Traded (U.S. or International)	Names of Parent, Subsidiaries Or Affiliates	Domiciliary Location	Relationship to Reporting Entity	Directly Controlled by (Name of Entity/Person)	Type of Control (Ownership, Board, Management, Attorney-in-Fact, Influence, Other)	If Control is Ownership Provide Percentage	Ultimate Controlling Entity(ies)/Person(s)	*
...0140...	Nationwide						Riverview Multi Series Fund, LL - Class N	DE	OTH.....	Nationwide Mutual Insurance Company	Ownership.....	100.000	Nationwide Mutual Insurance Company	
...0140...	Nationwide						Riverview Polyphony Fund, LLC	DE	OTH.....	Nationwide Mutual Insurance Company	Ownership.....	100.000	Nationwide Mutual Insurance Company	
...0140...	Nationwide	15580	31-1117969				Scottsdale Indemnity Company	OH	JA.....	Nationwide Mutual Insurance Company	Ownership.....	100.000	Nationwide Mutual Insurance Company	
...0140...	Nationwide	41297	31-1024978				Scottsdale Insurance Company	OH	JA.....	Nationwide Mutual Insurance Company	Ownership.....	100.000	Nationwide Mutual Insurance Company	
...0140...	Nationwide	10672	86-0835870				Scottsdale Surplus Lines Insurance Company	AZ	JA.....	Scottsdale Insurance Company	Ownership.....	100.000	Nationwide Mutual Insurance Company	
...0140...	Nationwide		31-1486309				South Pittsburgh, LLC	OH	NIA.....	NRI Communities, Ltd.	Ownership.....	100.000	Nationwide Mutual Insurance Company	
...0140...	Nationwide		31-1486309				Streets of Toringdon, LLC	OH	NIA.....	Nationwide Realty Investors, Ltd. ..	Ownership.....	100.000	Nationwide Mutual Insurance Company	
...0140...	Nationwide						The Association for Theater Based Community Development, LLC		OTH.....	Nationwide Mutual Insurance Company	Limited partner /no control	50.000	other non-Nationwide	
...0140...	Nationwide		91-2158214				The Hideaway Club	CA	OTH.....	Other non-Nationwide	n/a	0.000	Other non-Nationwide	
...0140...	Nationwide		86-1094799				The Hideaway Owners Association	CA	OTH.....	Other non-Nationwide	n/a	0.000	Other non-Nationwide	
...0140...	Nationwide		20-3541511				The Madison Club	CA	OTH.....	Other non-Nationwide	n/a	0.000	Other non-Nationwide	
...0140...	Nationwide		20-3541507				The Madison Club Owners Association ..	CA	OTH.....	Other non-Nationwide	n/a	0.000	Other non-Nationwide	
...0140...	Nationwide		31-1610040				The Waterfront Partners, LLC	OH	NIA.....	Nationwide Realty Investors, Ltd. ..	Ownership.....	50.000	Nationwide Mutual Insurance Company	1
...0140...	Nationwide		52-2031677				THI Holdings (Delaware), Inc.	DE	NIA.....	Nationwide Mutual Insurance Company	Ownership.....	100.000	Nationwide Mutual Insurance Company	
...0140...	Nationwide		74-2825853				Titan Auto Insurance of New Mexico, Inc.	NM	JA.....	Whitehall Holdings, Inc.	Ownership.....	100.000	Nationwide Mutual Insurance Company	
...0140...	Nationwide	13242	74-2286759				Titan Indemnity Company	TX	JA.....	THI Holdings (Delaware), Inc.	Ownership.....	100.000	Nationwide Mutual Insurance Company	
...0140...	Nationwide	36269	86-0619597				Titan Insurance Company	MI	JA.....	Titan Indemnity Company	Ownership.....	100.000	Nationwide Mutual Insurance Company	
...0140...	Nationwide		75-1284530				Titan Insurance Services, Inc.	TX	NIA.....	Whitehall Holdings, Inc.	Ownership.....	100.000	Nationwide Mutual Insurance Company	
...0140...	Nationwide		33-0160222				V.P.I. Services, Inc.	CA	JA.....	Veterinary Pet Insurance Company ...	Ownership.....	100.000	Nationwide Mutual Insurance Company	
...0140...	Nationwide	42285	95-3750113				Veterinary Pet Insurance Company	CA	JA.....	Scottsdale Insurance Company	Ownership.....	100.000	Nationwide Mutual Insurance Company	
...0140...	Nationwide	10644	34-1785903				Victoria Automobile Insurance Company			Victoria Fire & Casulaty Insurance Company	Ownership.....	100.000	Nationwide Mutual Insurance Company	
...0140...	Nationwide	42889	34-1394913				Victoria Fire & Casualty Company	OH	JA.....	THI Holdings (Delaware), Inc.	Ownership.....	100.000	Nationwide Mutual Insurance Company	
...0140...	Nationwide	10778	34-1842604				Victoria National Insurance Company ..	OH	JA.....	Victoria Fire & Casulaty Insurance Company	Ownership.....	100.000	Nationwide Mutual Insurance Company	
...0140...	Nationwide	10105	34-1777972				Victoria Select Insurance Company	OH	JA.....	Victoria Fire & Casulaty Insurance Company	Ownership.....	100.000	Nationwide Mutual Insurance Company	
...0140...	Nationwide	10777	34-1842602				Victoria Specialty Insurance Company	OH	JA.....	Victoria Fire & Casulaty Insurance Company	Ownership.....	100.000	Nationwide Mutual Insurance Company	
...0140...	Nationwide		31-1682140				Waterfront Apartments, LLC	OH	NIA.....	NRI Communities, Ltd.	Ownership.....	100.000	Nationwide Mutual Insurance Company	
...0140...	Nationwide	37150	86-0561941				Western Heritage Insurance Company ...	AZ	JA.....	Scottsdale Insurance Company	Ownership.....	100.000	Nationwide Mutual Insurance Company	
...0140...	Nationwide						Westport Capital Partners II	CT	OTH.....	Nationwide Mutual Insurance Company	Investor member / no control	71.000	other non-Nationwide	
...0140...	Nationwide		74-2767942				Whitehall Holdings, Inc.	TX	NIA.....	THI Holdings (Delaware), Inc.	Ownership.....	100.000	Nationwide Mutual Insurance Company	
...0140...	Nationwide		59-3471667				WI of Florida, Inc.	FL	NIA.....	Whitehall Holdings, Inc.	Ownership.....	100.000	Nationwide Mutual Insurance Company	
...0140...	Nationwide		31-1486309				Yacht Club Communities II, LLC	OH	NIA.....	NRI Communities, Ltd.	Ownership.....	100.000	Nationwide Mutual Insurance Company	
...0140...	Nationwide		31-1486309				Yacht Club Communities, LLC	DE	NIA.....	NRI Communities, Ltd.	Ownership.....	100.000	Nationwide Mutual Insurance Company	
...0140...	Nationwide						Zais Zephyr A4, LLC	DE	OTH.....	Nationwide Life Insurance Company ..	limited member / no control	60.000	other non-Nationwide	

ANNUAL STATEMENT FOR THE YEAR 2011 OF THE NATIONWIDE INSURANCE COMPANY OF FLORIDA

Asterisk	Explanation
1	For the purposes of this schedule, Nationwide presumed control of these entities because they are owned by at least 10% and are not wholly-owned by a Nationwide entity.
2	Other ownership indicates a non-ownership circumstance by a Nationwide entity.

ANNUAL STATEMENT FOR THE YEAR 2011 OF THE NATIONWIDE INSURANCE COMPANY OF FLORIDA

SCHEDULE Y

PART 2 - SUMMARY OF INSURER'S TRANSACTIONS WITH ANY AFFILIATES

1	2	3	4	5	6	7	8	9	10	11	12	13
NAIC Company Code	Federal ID Number	Names of Insurers and Parent, Subsidiaries or Affiliates	Shareholder Dividends	Capital Contributions	Purchases, Sales or Exchanges of Loans, Securities, Real Estate, Mortgage Loans or Other Investments	Income/ (Disbursements) Incurred in Connection with Guarantees or Undertakings for the Benefit of any Affiliate(s)	Management Agreements and Service Contracts	Income/ (Disbursements) Incurred Under Reinsurance Agreements	*	Any Other Material Activity Not in the Ordinary Course of the Insurer's Business	Totals	Reinsurance Recoverable/ (Payable) on Losses and/or Reserve Credit Taken/(Liability)
00000	42-0958655	ALLIED GROUP, INC					2,359				2,359	
10127	27-0114983	ALLIED INSURANCE COMPANY OF AMERICA					10,771		*		10,771	
42579	42-1201931	ALLIED PROP & CAS INS CO					74,098	(1,999,431)	*		(1,925,333)	878,395,617
19100	42-6054959	AMCO INSURANCE COMPANY			3,702,000		14,500	(205,500,606)	*		(201,784,106)	1,565,115,921
29262	74-1061659	COLONIAL COUNTY MUTUAL INSURNACE CO					(6,583,303)	(31,167,236)			(37,750,539)	134,370,593
18961	68-0066866	CRESTBROOK INSURANCE COMPANY					11,248	(674,626)	*		(663,378)	1,680,507
42587	42-1207150	DEPOSITORS INSURANCE COMPANY					9,275	22,958,925	*		22,968,200	491,015,739
13838	42-0618271	FARMLAND MUTUAL INSURANCE COMPANY					26,490	615,915	*		642,405	10,835,296
22209	75-6013587	FREEDOM SPECIALTY INSURANCE COMPANY			504,000		2,284	(1,681,411)			(1,175,127)	23,368,561
00000	74-1395229	LONE STAR GENERAL AGENCY					6,583,303				6,583,303	
11991	38-0865250	NATIONAL CASUALTY COMPANY					10,116	(36,320,036)			(36,309,920)	974,549,217
00000	42-1154244	NATIONWIDE ADVANTAGER MORTGAGE COMPANY			257,470,462		3,910				257,474,372	
26093	48-0470690	NATIONWIDE AFFINITY INSURANCE COMPANY OF AMERICA					1,280	52,424,089	*		52,425,369	486,101,608
28223	42-1015537	NATIONWIDE AGRIBUSINESS INSURANCE COMPANY					22,960	(62,052,329)	*		(62,029,369)	727,867,734
10723	95-0639970	NATIONWIDE ASSURANCE COMPANY					14,556	(10,325,163)			(10,310,607)	25,808,294
00000	11-3766032	NATIONWIDE BETTER HEALTH, INC		35,000,000			11,072				35,011,072	
00000	31-1177951	NATIONWIDE CASH MANAGEMENT COMPANY					(1,527,550)				(1,527,550)	
00000	31-4416546	NATIONWIDE CORPORATION		(35,000,000)	(50,000,000)		22,898				(84,977,102)	
00000	31-1486870	NATIONWIDE FINANCIAL SERVICES, INC.		53,700,000			149,280				53,849,280	
23760	31-4425763	NATIONWIDE GENERAL INSURANCE COMPANY					5,346	(63,389,838)	*		(63,384,492)	397,845,577
00000	31-1570938	NATIONWIDE GLOBAL HOLDINGS, INC.					4,063				4,063	
10070	31-1399201	NATIONWIDE INDEMNITY COMPANY		(61,600,000)	4,500,000		77,080	52,475,131			(4,547,789)	(594,833,579)
25453	95-2130882	NATIONWIDE INSURANCE COMPANY OF AMERICA			410,000		16,286	(61,425,340)			(60,999,054)	787,067,487
10948	31-1613686	NATIONWIDE INSURANCE COMPANY OF FLORIDA					24,036	(16,648,750)			(16,624,714)	640,417
00000	73-0988442	NATIONWIDE INVESTMENT SERVICES CORPORATION										
			(1,000,000)								(1,000,000)	
92657	31-1000740	NATIONWIDE LIFE AND ANNUITY INSURANCE COMPANY		108,722,200	22,694,022		(102,655,865)	(15,271,277)			13,489,080	667,302,536
66869	31-4156830	NATIONWIDE LIFE INSURANCE COMPANY	1,000,000	(153,700,000)	13,173,039		(618,927,537)	23,059,016			(735,395,482)	(142,742,839)
42110	75-1780981	NATIONWIDE LLOYDS						(24,906,882)			(24,906,882)	62,139,666
23779	31-4177110	NATIONWIDE MUTUAL FIRE INS COMPANY			(4,400,000)		42,595	7,110,587	*		2,753,182	6,756,650
23787	31-4177100	NATIONWIDE MUTUAL INS COMPANY		15,100,000	(247,549,523)		722,804,242	1,444,961,707	*		1,935,316,426	(6,980,856,141)
37877	31-0970750	NATIONWIDE PROPERTY AND CASUALTY INS COMPANY					9,438	(11,856,671)	*		(11,847,233)	1,309,471,199
00000	31-1486309	NATIONWIDE REALTY INVESTORS, LTD		46,500,000							46,500,000	
00000	14-1904606	NF REINSURANCE LTD.					485				485	
13999	27-1712056	OLENTANGY REINSURANCE,LLC		(8,722,200)			(369,385)				(9,091,585)	(524,559,697)
15580	31-1117969	SCOTTSDALE INDEMNITY COMPANY					2,956	(12,990,049)			(12,987,093)	284,856,064
41297	31-1024978	SCOTTSDALE INSURANCE COMPANY			(504,000)		65,270	(903,322,751)	*		(903,761,481)	(1,441,555,238)
10672	86-0835870	SCOTTSDALE SURPLUS LINES INSURANCE COMPANY						(3,840,429)			(3,840,429)	15,398,764
00000	52-2031677	THI HOLDINGS INC		15,000,000			654				15,000,654	
13242	74-2286759	TITAN INDEMNITY INSURANCE COMPANY		(15,000,000)			23,701	13,339,172			(1,637,127)	147,957,973

ANNUAL STATEMENT FOR THE YEAR 2011 OF THE NATIONWIDE INSURANCE COMPANY OF FLORIDA

SCHEDULE Y

PART 2 - SUMMARY OF INSURER'S TRANSACTIONS WITH ANY AFFILIATES

1	2	3	4	5	6	7	8	9	10	11	12	13
NAIC Company Code	Federal ID Number	Names of Insurers and Parent, Subsidiaries or Affiliates	Shareholder Dividends	Capital Contributions	Purchases, Sales or Exchanges of Loans, Securities, Real Estate, Mortgage Loans or Other Investments	Income/ (Disbursements) Incurred in Connection with Guarantees or Undertakings for the Benefit of any Affiliate(s)	Management Agreements and Service Contracts	Income/ (Disbursements) Incurred Under Reinsurance Agreements	*	Any Other Material Activity Not in the Ordinary Course of the Insurer's Business	Totals	Reinsurance Recoverable/ (Payable) on Losses and/or Reserve Credit Taken/(Liability)
36269	86-0619597	TITAN INSURANCE COMPANY						(4,914,840)			(4,914,840)	52,615,002
42285	95-3750113	VETERINARY PET INS CO						(92,981,620)			(92,981,620)	
10778	34-1842604	VICTORIA NATIONAL INSURANCE COMPANY					1,747	(33,666)	*		(31,919)	19,039
10644	34-1785903	VICTORIA AUTO INSURANCE COMPANY						(4,069,675)	*		(4,069,675)	19,707,927
42889	34-1394913	VICTORIA FIRE & CASUALTY INSURANCE COMPANY										
							10,130	(52,455,316)	*		(52,445,186)	211,259,525
10108	34-1777972	VICTORIA SELECT INSURANCE COMPANY					2,973	(10,273,533)	*		(10,270,560)	62,443,605
10777	34-1842602	VICTORIA SPECIALTY INSURANCE COMPANY					2,238	(11,018,055)	*		(11,015,817)	42,081,064
37150	86-0561941	WESTERN HERITAGE INSURANCE COMPANY						22,174,988			22,174,988	297,875,912
9999999	Control Totals								XXX			

ANNUAL STATEMENT FOR THE YEAR 2011 OF THE NATIONWIDE INSURANCE COMPANY OF FLORIDA

SUPPLEMENTAL EXHIBITS AND SCHEDULES INTERROGATORIES

The following supplemental reports are required to be filed as part of your statement filing unless specifically waived by the domiciliary state. However, in the event that your domiciliary state waives the filing requirement, your response of **WAIVED** to the specific interrogatory will be accepted in lieu of filing a "NONE" report and a bar code will be printed below. If the supplement is required of your company but is not being filed for whatever reason enter **SEE EXPLANATION** and provide an explanation following the interrogatory questions.

		Responses
MARCH FILING		
1.	Will an actuarial opinion be filed by March 1?	YES
2.	Will the Supplemental Compensation Exhibit be filed with the state of domicile by March 1?	YES
3.	Will the confidential Risk-based Capital Report be filed with the NAIC by March 1?.....	YES
4.	Will the confidential Risk-based Capital Report be filed with the state of domicile, if required by March 1?.....	YES
APRIL FILING		
5.	Will the Insurance Expense Exhibit be filed with the state of domicile and the NAIC by April 1?	YES
6.	Will Management's Discussion and Analysis be filed by April 1?	YES
7.	Will the Supplemental Investment Risk Interrogatories be filed by April 1?	YES
MAY FILING		
8.	Will this company be included in a combined annual statement which is filed with the NAIC by May 1?	YES
JUNE FILING		
9.	Will an audited financial report be filed by June 1?	YES
10.	Will Accountant's Letter of Qualifications be filed with the state of domicile and electronically with the NAIC by June 1?	YES
AUGUST FILING		
11.	Will Communication of Internal Control Related Matters Noted in Audit be filed with the state of domicile by August 1?	YES

The following supplemental reports are required to be filed as part of your annual statement filing. However, in the event that your company does not transact the type of business for which the special report must be filed, your response of **NO** to the specific interrogatory will be accepted in lieu of filing a "NONE" report and a bar code will be printed below. If the supplemental is required of your company but is not being filed for whatever reason enter **SEE EXPLANATION** and provide an explanation following the interrogatory questions.

MARCH FILING		
12.	Will Schedule SIS (Stockholder Information Supplement) be filed with the state of domicile by March 1?	NO
13.	Will the Financial Guaranty Insurance Exhibit be filed by March 1?.....	NO
14.	Will the Medicare Supplement Insurance Experience Exhibit be filed with the state of domicile and the NAIC by March 1?.....	NO
15.	Will Supplement A to Schedule T (Medical Professional Liability Supplement) be filed by March 1?	NO
16.	Will the Trusteed Surplus Statement be filed with the state of domicile and the NAIC by March 1?	NO
17.	Will the Premiums Attributed to Protected Cells Exhibit be filed by March 1?	NO
18.	Will the Reinsurance Summary Supplemental Filing for General Interrogatory 9 be filed with the state of domicile and the NAIC by March 1?	NO
19.	Will the Medicare Part D Coverage Supplement be filed with the state of domicile and the NAIC by March 1?.....	NO
20.	Will the confidential Actuarial Opinion Summary be filed with the state of domicile, if required, by March 15 (or the date otherwise specified)?.....	YES
21.	Will the Reinsurance Attestation Supplement be filed with the state of domicile and the NAIC by March 1?	YES
22.	Will the Exceptions to the Reinsurance Attestation Supplement be filed with the state of domicile by March 1?	YES
23.	Will the Bail Bond Supplement be filed with the state of domicile and the NAIC by March 1?	NO
24.	Will the Director and Officer Insurance Coverage Supplement be filed with the state of domicile and the NAIC by March 1?	NO
25.	Will an approval from the reporting entity's state of domicile for relief related to the five-year rotation requirement for lead audit partner be filed electronically with the NAIC by March 1?	NO
26.	Will an approval from the reporting entity's state of domicile for relief related to the one-year cooling off period for independent CPA be filed electronically with the NAIC by March 1?	NO
27.	Will an approval from the reporting entity's state of domicile for relief related to the Requirements for Audit Committees be filed electronically with the NAIC by March 1?.....	NO
APRIL FILING		
28.	Will the Credit Insurance Experience Exhibit be filed with the state of domicile and the NAIC by April 1?	NO
29.	Will the Long-term Care Experience Reporting Forms be filed with the state of domicile and the NAIC by April 1?	NO
30.	Will the Accident and Health Policy Experience Exhibit be filed by April 1?	NO
31.	Will the Supplemental Health Care Exhibit (Parts 1, 2 and 3) be filed with the state of domicile and the NAIC by April 1?	NO
32.	Will the regulator only (non-public) Supplemental Health Care Exhibit's Expense Allocation Report be filed with the state of domicile and the NAIC by April 1?	NO
AUGUST FILING		
33.	Will Management's Report of Internal Control Over Financial Reporting be filed with the state of domicile by August 1?	YES

- Explanations:
12.

13.

14.

15.

16.

17.

18.

19.

23.

24.

25.

26.

27.












28.








29.

30.

31.

32.

Bar Codes:	
12. SIS Stockholder Information Supplement [Document Identifier 420]	 <div>1 0 9 4 8 2 0 1 1 4 2 0 0 0 0 0 0</div>
13. Financial Guaranty Insurance Exhibit [Document Identifier 240]	 <div>1 0 9 4 8 2 0 1 1 2 4 0 0 0 0 0 0</div>
14. Medicare Supplement Insurance Experience Exhibit [Document Identifier 360]	 <div>1 0 9 4 8 2 0 1 1 3 6 0 0 0 0 0 0</div>
15. Supplement A to Schedule T [Document Identifier 455]	 <div>1 0 9 4 8 2 0 1 1 4 5 5 0 0 0 0 0</div>
16. Trusteed Surplus Statement [Document Identifier 490]	 <div>1 0 9 4 8 2 0 1 1 4 9 0 0 0 0 0 0</div>
17. Premiums Attributed to Protected Cells [Document Identifier 385]	 <div>1 0 9 4 8 2 0 1 1 3 8 5 0 0 0 0 0</div>
18. Reinsurance Summary Supplemental Filing [Document Identifier 401]	 <div>1 0 9 4 8 2 0 1 1 4 0 1 0 0 0 0 0</div>
19. Medicare Part D Coverage Supplement [Document Identifier 365]	 <div>1 0 9 4 8 2 0 1 1 3 6 5 0 0 0 0 0</div>
23. Bail Bond Supplement [Document Identifier 500]	 <div>1 0 9 4 8 2 0 1 1 5 0 0 0 0 0 0 0</div>
24. Director and Officer Insurance Coverage Supplement [Document Identifier 505]	 <div>1 0 9 4 8 2 0 1 1 5 0 5 0 0 0 0 0</div>
25. Relief from the five-year rotation requirement for lead audit partner [Document Identifier 224]	 <div>1 0 9 4 8 2 0 1 1 2 2 4 0 0 0 0 0</div>

ANNUAL STATEMENT FOR THE YEAR 2011 OF THE		NATIONWIDE INSURANCE COMPANY OF FLORIDA
26.	Relief from the one-year cooling off period for independent CPA [Document Identifier 225]	 1 0 9 4 8 2 0 1 1 2 2 5 0 0 0 0 0
27.	Relief from the Requirements for Audit Committees [Document Identifier 226]	 1 0 9 4 8 2 0 1 1 2 2 6 0 0 0 0 0
28.	Credit Insurance Experience Exhibit [Document Identifier 230]	 1 0 9 4 8 2 0 1 1 2 3 0 0 0 0 0 0
29.	Long-Term Care Experience Reporting Forms [Document Identifier 306]	 1 0 9 4 8 2 0 1 1 3 0 6 0 0 0 0 0
30.	Accident and Health Policy Experience Exhibit [Document Identifier 210]	 1 0 9 4 8 2 0 1 1 2 1 0 0 0 0 0 0
31.	Supplemental Health Care Exhibit (Parts 1, 2 and 3) [Document Identifier 216]	 1 0 9 4 8 2 0 1 1 2 1 6 0 0 0 0 0
32.	Supplemental Health Care Exhibit's Expense Allocation Report [Document Identifier 217]	 1 0 9 4 8 2 0 1 1 2 1 7 0 0 0 0 0

ANNUAL STATEMENT FOR THE YEAR 2011 OF THE NATIONWIDE INSURANCE COMPANY OF FLORIDA

OVERFLOW PAGE FOR WRITE-INS

Additional Write-ins for Liabilities Line 25

		1	2
		Current Year	Prior Year
2504.	Miscellaneous liabilities		1,132
2597.	Summary of remaining write-ins for Line 25 from overflow page		1,132

ANNUAL STATEMENT BLANK

ALPHABETICAL INDEX

Assets	2
Cash Flow	5
Exhibit of Capital Gains (Losses)	12
Exhibit of Net Investment Income	12
Exhibit of Nonadmitted Assets	13
Exhibit of Premiums and Losses (State Page)	19
Five-Year Historical Data	17
General Interrogatories	15
Jurat Page	1
Liabilities, Surplus and Other Funds	3
Notes To Financial Statements	14
Overflow Page For Write-ins	98
Schedule A - Part 1	E01
Schedule A - Part 2	E02
Schedule A - Part 3	E03
Schedule A - Verification Between Years	SI02
Schedule B - Part 1	E04
Schedule B - Part 2	E05
Schedule B - Part 3	E06
Schedule B - Verification Between Years	SI02
Schedule BA - Part 1	E07
Schedule BA - Part 2	E08
Schedule BA - Part 3	E09
Schedule BA - Verification Between Years	SI03
Schedule D - Part 1	E10
Schedule D - Part 1A - Section 1	SI05
Schedule D - Part 1A - Section 2	SI08
Schedule D - Part 2 - Section 1	E11
Schedule D - Part 2 - Section 2	E12
Schedule D - Part 3	E13
Schedule D - Part 4	E14
Schedule D - Part 5	E15
Schedule D - Part 6 - Section 1	E16
Schedule D - Part 6 - Section 2	E16
Schedule D - Summary By Country	SI04
Schedule D - Verification Between Years	SI03
Schedule DA - Part 1	E17
Schedule DA - Verification Between Years	SI10
Schedule DB - Part A - Section 1	E18
Schedule DB - Part A - Section 2	E19
Schedule DB - Part A - Verification Between Years	SI11
Schedule DB - Part B - Section 1	E20
Schedule DB - Part B - Section 2	E21
Schedule DB - Part B - Verification Between Years	SI11
Schedule DB - Part C - Section 1	SI12
Schedule DB - Part C - Section 2	SI13
Schedule DB - Part D	E22
Schedule DB - Verification	SI14
Schedule DL - Part 1	E23
Schedule DL - Part 2	E24
Schedule E - Part 1 - Cash	E25
Schedule E - Part 2 - Cash Equivalents	E26
Schedule E - Part 3 - Special Deposits	E27
Schedule E - Verification Between Years	SI15
Schedule F - Part 1	20
Schedule F - Part 2	21
Schedule F - Part 3	22
Schedule F - Part 4	23
Schedule F - Part 5	24
Schedule F - Part 6	25
Schedule F - Part 7	26
Schedule F - Part 8	27

ANNUAL STATEMENT BLANK (Continued)

Schedule H - Accident and Health Exhibit - Part 1 28

Schedule H - Part 2, Part 3 and 4 29

Schedule H - Part 5 - Health Claims 30

Schedule P - Part 1 - Summary 31

Schedule P - Part 1A - Homeowners/Farmowners 33

Schedule P - Part 1B - Private Passenger Auto Liability/Medical 34

Schedule P - Part 1C - Commercial Auto/Truck Liability/Medical 35

Schedule P - Part 1D - Workers' Compensation (Excluding Excess Workers' Compensation) 36

Schedule P - Part 1E - Commercial Multiple Peril 37

Schedule P - Part 1F - Section 1 - Medical Professional Liability - Occurrence 38

Schedule P - Part 1F - Section 2 - Medical Professional Liability - Claims-Made 39

Schedule P - Part 1G - Special Liability (Ocean, Marine, Aircraft (All Perils), Boiler and Machinery) 40

Schedule P - Part 1H - Section 1 - Other Liability-Occurrence 41

Schedule P - Part 1H - Section 2 - Other Liability - Claims-Made 42

Schedule P - Part 1I - Special Property (Fire, Allied Lines, Inland Marine, Earthquake, Burglary & Theft) 43

Schedule P - Part 1J - Auto Physical Damage 44

Schedule P - Part 1K - Fidelity/Surety 45

Schedule P - Part 1L - Other (Including Credit, Accident and Health) 46

Schedule P - Part 1M - International 47

Schedule P - Part 1N - Reinsurance - Nonproportional Assumed Property 48

Schedule P - Part 1O - Reinsurance - Nonproportional Assumed Liability 49

Schedule P - Part 1P - Reinsurance - Nonproportional Assumed Financial Lines 50

Schedule P - Part 1R - Section 1 - Products Liability - Occurrence 51

Schedule P - Part 1R - Section 2 - Products Liability - Claims-Made 52

Schedule P - Part 1S - Financial Guaranty/Mortgage Guaranty 53

Schedule P - Part 1T - Warranty 54

Schedule P - Part 2, Part 3 and Part 4 - Summary 32

Schedule P - Part 2A - Homeowners/Farmowners 55

Schedule P - Part 2B - Private Passenger Auto Liability/Medical 55

Schedule P - Part 2C - Commercial Auto/Truck Liability/Medical 55

Schedule P - Part 2D - Workers' Compensation (Excluding Excess Workers' Compensation) 55

Schedule P - Part 2E - Commercial Multiple Peril 55

Schedule P - Part 2F - Section 1 - Medical Professional Liability - Occurrence 56

Schedule P - Part 2F - Section 2 - Medical Professional Liability - Claims-Made 56

Schedule P - Part 2G - Special Liability (Ocean Marine, Aircraft (All Perils), Boiler and Machinery) 56

Schedule P - Part 2H - Section 1 - Other Liability - Occurrence 56

Schedule P - Part 2H - Section 2 - Other Liability - Claims-Made 56

Schedule P - Part 2I - Special Property (Fire, Allied Lines, Inland Marine, Earthquake, Burglary, and Theft) 57

Schedule P - Part 2J - Auto Physical Damage 57

Schedule P - Part 2K - Fidelity, Surety 57

Schedule P - Part 2L - Other (Including Credit, Accident and Health) 57

Schedule P - Part 2M - International 57

Schedule P - Part 2N - Reinsurance - Nonproportional Assumed Property 58

Schedule P - Part 2O - Reinsurance - Nonproportional Assumed Liability 58

Schedule P - Part 2P - Reinsurance - Nonproportional Assumed Financial Lines 58

Schedule P - Part 2R - Section 1 - Products Liability - Occurrence 59

Schedule P - Part 2R - Section 2 - Products Liability - Claims-Made 59

Schedule P - Part 2S - Financial Guaranty/Mortgage Guaranty 59

Schedule P - Part 2T - Warranty 59

Schedule P - Part 3A - Homeowners/Farmowners 60

Schedule P - Part 3B - Private Passenger Auto Liability/Medical 60

Schedule P - Part 3C - Commercial Auto/Truck Liability/Medical 60

Schedule P - Part 3D - Workers' Compensation (Excluding Excess Workers' Compensation) 60

Schedule P - Part 3E - Commercial Multiple Peril 60

Schedule P - Part 3F - Section 1 - Medical Professional Liability - Occurrence 61

Schedule P - Part 3F - Section 2 - Medical Professional Liability - Claims-Made 61

Schedule P - Part 3G - Special Liability (Ocean Marine, Aircraft (All Perils), Boiler and Machinery) 61

Schedule P - Part 3H - Section 1 - Other Liability - Occurrence 61

Schedule P - Part 3H - Section 2 - Other Liability - Claims-Made 61

Schedule P - Part 3I - Special Property (Fire, Allied Lines, Inland Marine, Earthquake, Burglary, and Theft) 62

Schedule P - Part 3J - Auto Physical Damage 62

Schedule P - Part 3K - Fidelity/Surety 62

Schedule P - Part 3L - Other (Including Credit, Accident and Health) 62

Schedule P - Part 3M - International 62

Schedule P - Part 3N - Reinsurance - Nonproportional Assumed Property 63

Schedule P - Part 3O - Reinsurance - Nonproportional Assumed Liability 63

Schedule P - Part 3P - Reinsurance - Nonproportional Assumed Financial Lines 63

Schedule P - Part 3R - Section 1 - Products Liability - Occurrence 64

Schedule P - Part 3R - Section 2 - Products Liability - Claims-Made 64

Schedule P - Part 3S - Financial Guaranty/Mortgage Guaranty 64

Schedule P - Part 3T - Warranty 64

ANNUAL STATEMENT BLANK (Continued)

Schedule P - Part 4A - Homeowners/Farmowners	65
Schedule P - Part 4B - Private Passenger Auto Liability/Medical	65
Schedule P - Part 4C - Commercial Auto/Truck Liability/Medical	65
Schedule P - Part 4D - Workers' Compensation (Excluding Excess Workers' Compensation)	65
Schedule P - Part 4E - Commercial Multiple Peril	65
Schedule P - Part 4F - Section 1 - Medical Professional Liability - Occurrence	66
Schedule P - Part 4F - Section 2 - Medical Professional Liability - Claims-Made	66
Schedule P - Part 4G - Special Liability (Ocean Marine, Aircraft (All Perils), Boiler and Machinery)	66
Schedule P - Part 4H - Section 1 - Other Liability - Occurrence	66
Schedule P - Part 4H - Section 2 - Other Liability - Claims-Made	66
Schedule P - Part 4I - Special Property (Fire, Allied Lines, Inland Marine, Earthquake, Burglary and Theft)	67
Schedule P - Part 4J - Auto Physical Damage	67
Schedule P - Part 4K - Fidelity/Surety	67
Schedule P - Part 4L - Other (Including Credit, Accident and Health)	67
Schedule P - Part 4M - International	67
Schedule P - Part 4N - Reinsurance - Nonproportional Assumed Property	68
Schedule P - Part 4O - Reinsurance - Nonproportional Assumed Liability	68
Schedule P - Part 4P - Reinsurance - Nonproportional Assumed Financial Lines	68
Schedule P - Part 4R - Section 1 - Products Liability - Occurrence	69
Schedule P - Part 4R - Section 2 - Products Liability - Claims-Made	69
Schedule P - Part 4S - Financial Guaranty/Mortgage Guaranty	69
Schedule P - Part 4T - Warranty	69
Schedule P - Part 5A - Homeowners/Farmowners	70
Schedule P - Part 5B - Private Passenger Auto Liability/Medical	71
Schedule P - Part 5C - Commercial Auto/Truck Liability/Medical	72
Schedule P - Part 5D - Workers' Compensation (Excluding Excess Workers' Compensation)	73
Schedule P - Part 5E - Commercial Multiple Peril	74
Schedule P - Part 5F - Medical Professional Liability - Claims-Made	76
Schedule P - Part 5F - Medical Professional Liability - Occurrence	75
Schedule P - Part 5H - Other Liability - Claims-Made	78
Schedule P - Part 5H - Other Liability - Occurrence	77
Schedule P - Part 5R - Products Liability - Claims-Made	80
Schedule P - Part 5R - Products Liability - Occurrence	79
Schedule P - Part 5T - Warranty	81
Schedule P - Part 6C - Commercial Auto/Truck Liability/Medical	82
Schedule P - Part 6D - Workers' Compensation (Excluding Excess Workers' Compensation)	82
Schedule P - Part 6E - Commercial Multiple Peril	83
Schedule P - Part 6H - Other Liability - Claims-Made	84
Schedule P - Part 6H - Other Liability - Occurrence	83
Schedule P - Part 6M - International	84
Schedule P - Part 6N - Reinsurance - Nonproportional Assumed Property	85
Schedule P - Part 6O - Reinsurance - Nonproportional Assumed Liability	85
Schedule P - Part 6R - Products Liability - Claims-Made	86
Schedule P - Part 6R - Products Liability - Occurrence	86
Schedule P - Part 7A - Primary Loss Sensitive Contracts	87
Schedule P - Part 7B - Reinsurance Loss Sensitive Contracts	89
Schedule P Interrogatories	91
Schedule T - Exhibit of Premiums Written	92
Schedule T - Part 2 - Interstate Compact	93
Schedule Y - Information Concerning Activities of Insurer Members of a Holding Company Group	94
Schedule Y - Part 1A - Detail of Insurance Holding Company System	95
Schedule Y - Part 2 - Summary of Insurer's Transactions With Any Affiliates	96
Statement of Income	4
Summary Investment Schedule	SI01
Supplemental Exhibits and Schedules Interrogatories	97
Underwriting and Investment Exhibit Part 1	6
Underwriting and Investment Exhibit Part 1A	7
Underwriting and Investment Exhibit Part 1B	8
Underwriting and Investment Exhibit Part 2	9
Underwriting and Investment Exhibit Part 2A	10
Underwriting and Investment Exhibit Part 3	11