



PROPERTY AND CASUALTY COMPANIES - ASSOCIATION EDITION

ANNUAL STATEMENT

FOR THE YEAR ENDED DECEMBER 31, 2011
OF THE CONDITION AND AFFAIRS OF THE

Nationwide Indemnity Company

NAIC Group Code01400140NAIC Company Code10070Employer's ID Number31-1399201
(Current)(Prior)

Organized under the Laws ofOhio, State of Domicile or Port of EntryOhio
Country of DomicileUnited States of America

Incorporated/Organized02/16/1994Commenced Business04/15/1994

Statutory Home OfficeOne West Nationwide Blvd.,Columbus , OH 43215-2220
(Street and Number)(City or Town, State and Zip Code)

Main Administrative OfficeOne West Nationwide Blvd.
(Street and Number)
Columbus , OH 43215-2220614-249-7111
(City or Town, State and Zip Code)(Area Code) (Telephone Number)

Mail AddressOne West Nationwide Blvd., 1-04-701Columbus , OH 43215-2220
(Street and Number or P.O. Box)(City or Town, State and Zip Code)

Primary Location of Books and RecordsOne West Nationwide Blvd., 1-04-701
(Street and Number)
Columbus , OH 43215-2220614-249-1545
(City or Town, State and Zip Code)(Area Code) (Telephone Number)

Internet Website Addresswww.nationwide.com

Statutory Statement ContactArlene E. Swanson614-249-1545
(Name)(Area Code) (Telephone Number)
FinRpt@nationwide.com866-315-1430
(E-mail Address)(FAX Number)

OFFICERS

President & COODavid Alan BanoVP & TreasurerCarol Lynn Dove
VP & SecretaryRobert William Horner III

OTHER
Pamela Ann Biesecker Sr VP-Head of TaxationHarry Hansen Hallowell Sr VP - CIOMark Raymond Thresher Exec VP - CFO

DIRECTORS OR TRUSTEES

David Alan BanoJames David BensonKevin Thomas Hilyard
Michael Patrick LeachDuane Lee MeyerMark Raymond Thresher

State ofOhioSS:
County ofFranklin

The officers of this reporting entity being duly sworn, each depose and say that they are the described officers of said reporting entity, and that on the reporting period stated above, all of the herein described assets were the absolute property of the said reporting entity, free and clear from any liens or claims thereon, except as herein stated, and that this statement, together with related exhibits, schedules and explanations therein contained, annexed or referred to, is a full and true statement of all the assets and liabilities and of the condition and affairs of the said reporting entity as of the reporting period stated above, and of its income and deductions therefrom for the period ended, and have been completed in accordance with the NAIC Annual Statement Instructions and Accounting Practices and Procedures manual except to the extent that: (1) state law may differ; or, (2) that state rules or regulations require differences in reporting not related to accounting practices and procedures, according to the best of their information, knowledge and belief, respectively. Furthermore, the scope of this attestation by the described officers also includes the related corresponding electronic filing with the NAIC, when required, that is an exact copy (except for formatting differences due to electronic filing) of the enclosed statement. The electronic filing may be requested by various regulators in lieu of or in addition to the enclosed statement.

David Alan BanoRobert William Horner, IIICarol Lynn Dove
President & COOVP & SecretaryVP & Treasurer

Subscribed and sworn to before me thisa. Is this an original filing?Yes [X] No []
day ofJanuary , 2012b. If no,
1. State the amendment number.....
2. Date filed
3. Number of pages attached.....



ANNUAL STATEMENT FOR THE YEAR 2011 OF THE NATIONWIDE INDEMNITY COMPANY

EXHIBIT OF PREMIUMS AND LOSSES (Statutory Page 14)

NAIC Group Code 0140

Direct Business in the state of Illinois

During the Year 2011

NAIC Company Code 10070

Line of Business	Gross Premiums, Including Policy and Membership Fees, Less Return Premiums and Premiums on Policies not Taken		Dividends Paid or Credited to Policyholders on Direct Business	Direct Unearned Premium Reserves	Direct Losses Paid (deducting salvage)	Direct Losses Incurred	Direct Losses Unpaid	Direct Defense and Cost Containment Expense Paid	Direct Defense and Cost Containment Expense Incurred	Direct Defense and Cost Containment Expense Unpaid	Commissions and Brokerage Expenses	Taxes, Licenses and Fees
	1 Direct Premiums Written	2 Direct Premiums Earned										
1. Fire												
2.1 Allied lines												
2.2 Multiple peril crop												
2.3 Federal flood												
3. Farmowners multiple peril												
4. Homeowners multiple peril												
5.1 Commercial multiple peril (non-liability portion)												
5.2 Commercial multiple peril (liability portion)												
6. Mortgage guaranty												
8. Ocean marine												
9. Inland marine												
10. Financial guaranty												
11. Medical professional liability												
12. Earthquake												
13. Group accident and health (b)												
14. Credit accident and health (group and individual)												
15.1 Collectively renewable accident and health (b).....												
15.2 Non-cancelable accident and health(b).....												
15.3 Guaranteed renewable accident and health(b).....												
15.4 Non-renewable for stated reasons only (b)												
15.5 Other accident only												
15.6 Medicare Title XVIII exempt from state taxes or fees.....												
15.7 All other accident and health (b)												
15.8 Federal employees health benefits program premium (b)												
16. Workers' compensation												
17.1 Other Liability - occurrence												
17.2 Other Liability - claims made												
17.3 Excess workers' compensation												
18. Products liability												
19.1 Private passenger auto no-fault (personal injury protection)												
19.2 Other private passenger auto liability												
19.3 Commercial auto no-fault (personal injury protection)												
19.4 Other commercial auto liability												
21.1 Private passenger auto physical damage												
21.2 Commercial auto physical damage												
22. Aircraft (all perils)												
23. Fidelity												
24. Surety												
26. Burglary and theft												
27. Boiler and machinery												
28. Credit												
30. Warranty												
34. Aggregate write-ins for other lines of business												
35. TOTALS (a)												
DETAILS OF WRITE-INS												
3401.												
3402.												
3403.												
3498. Summary of remaining write-ins for Line 34 from overflow page												
3499. Totals (Lines 3401 thru 3403 plus 3498)(Line 34 above)												

(a) Finance and service charges not included in Lines 1 to 35 \$
(b) For health business on indicated lines report: Number of persons insured under PPO managed care products and number of persons insured under indemnity only products



ANNUAL STATEMENT FOR THE YEAR 2011 OF THE NATIONWIDE INDEMNITY COMPANY

EXHIBIT OF PREMIUMS AND LOSSES (Statutory Page 14)

NAIC Group Code 0140

Direct Business in the state of Iowa

During the Year 2011

NAIC Company Code 10070

Line of Business	Gross Premiums, Including Policy and Membership Fees, Less Return Premiums and Premiums on Policies not Taken		Dividends Paid or Credited to Policyholders on Direct Business	Direct Unearned Premium Reserves	Direct Losses Paid (deducting salvage)	Direct Losses Incurred	Direct Losses Unpaid	Direct Defense and Cost Containment Expense Paid	Direct Defense and Cost Containment Expense Incurred	Direct Defense and Cost Containment Expense Unpaid	Commissions and Brokerage Expenses	Taxes, Licenses and Fees
	1 Direct Premiums Written	2 Direct Premiums Earned										
1. Fire												
2.1 Allied lines												
2.2 Multiple peril crop												
2.3 Federal flood												
3. Farmowners multiple peril												
4. Homeowners multiple peril												
5.1 Commercial multiple peril (non-liability portion)												
5.2 Commercial multiple peril (liability portion)												
6. Mortgage guaranty												
8. Ocean marine												
9. Inland marine												
10. Financial guaranty												
11. Medical professional liability												
12. Earthquake												
13. Group accident and health (b)												
14. Credit accident and health (group and individual)												
15.1 Collectively renewable accident and health (b).....												
15.2 Non-cancelable accident and health(b)												
15.3 Guaranteed renewable accident and health(b)												
15.4 Non-renewable for stated reasons only (b)												
15.5 Other accident only												
15.6 Medicare Title XVIII exempt from state taxes or fees.....												
15.7 All other accident and health (b)												
15.8 Federal employees health benefits program premium (b)												
16. Workers' compensation												
17.1 Other Liability - occurrence												
17.2 Other Liability - claims made												
17.3 Excess workers' compensation												
18. Products liability												
19.1 Private passenger auto no-fault (personal injury protection)												
19.2 Other private passenger auto liability												
19.3 Commercial auto no-fault (personal injury protection)												
19.4 Other commercial auto liability												
21.1 Private passenger auto physical damage												
21.2 Commercial auto physical damage												
22. Aircraft (all perils)												
23. Fidelity												
24. Surety												
26. Burglary and theft												
27. Boiler and machinery												
28. Credit												
30. Warranty												
34. Aggregate write-ins for other lines of business												
35. TOTALS (a)												
DETAILS OF WRITE-INS												
3401.												
3402.												
3403.												
3498. Summary of remaining write-ins for Line 34 from overflow page												
3499. Totals (Lines 3401 thru 3403 plus 3498)(Line 34 above)												

(a) Finance and service charges not included in Lines 1 to 35 \$
(b) For health business on indicated lines report: Number of persons insured under PPO managed care products and number of persons insured under indemnity only products



ANNUAL STATEMENT FOR THE YEAR 2011 OF THE NATIONWIDE INDEMNITY COMPANY

EXHIBIT OF PREMIUMS AND LOSSES (Statutory Page 14)

NAIC Group Code 0140 Direct Business in the state of New York During the Year 2011 NAIC Company Code 10070

Line of Business	Gross Premiums, Including Policy and Membership Fees, Less Return Premiums and Premiums on Policies not Taken		Dividends Paid or Credited to Policyholders on Direct Business	Direct Unearned Premium Reserves	Direct Losses Paid (deducting salvage)	Direct Losses Incurred	Direct Losses Unpaid	Direct Defense and Cost Containment Expense Paid	Direct Defense and Cost Containment Expense Incurred	Direct Defense and Cost Containment Expense Unpaid	Commissions and Brokerage Expenses	Taxes, Licenses and Fees
	1 Direct Premiums Written	2 Direct Premiums Earned										
1. Fire												
2.1 Allied lines												
2.2 Multiple peril crop												
2.3 Federal flood												
3. Farmowners multiple peril												
4. Homeowners multiple peril												
5.1 Commercial multiple peril (non-liability portion)												
5.2 Commercial multiple peril (liability portion)												
6. Mortgage guaranty												
8. Ocean marine												
9. Inland marine												
10. Financial guaranty												
11. Medical professional liability												
12. Earthquake												
13. Group accident and health (b)												
14. Credit accident and health (group and individual)												
15.1 Collectively renewable accident and health (b).....												
15.2 Non-cancelable accident and health(b).....												
15.3 Guaranteed renewable accident and health(b).....												
15.4 Non-renewable for stated reasons only (b)												
15.5 Other accident only												
15.6 Medicare Title XVIII exempt from state taxes or fees.....												
15.7 All other accident and health (b)												
15.8 Federal employees health benefits program premium (b)												
16. Workers' compensation												
17.1 Other Liability - occurrence												
17.2 Other Liability - claims made												
17.3 Excess workers' compensation												
18. Products liability												
19.1 Private passenger auto no-fault (personal injury protection)												
19.2 Other private passenger auto liability												
19.3 Commercial auto no-fault (personal injury protection)												
19.4 Other commercial auto liability												
21.1 Private passenger auto physical damage												
21.2 Commercial auto physical damage												
22. Aircraft (all perils)												
23. Fidelity												
24. Surety												
26. Burglary and theft												
27. Boiler and machinery												
28. Credit												
30. Warranty												
34. Aggregate write-ins for other lines of business												
35. TOTALS (a)												
DETAILS OF WRITE-INS												
3401.												
3402.												
3403.												
3498. Summary of remaining write-ins for Line 34 from overflow page												
3499. Totals (Lines 3401 thru 3403 plus 3498)(Line 34 above)												

(a) Finance and service charges not included in Lines 1 to 35 \$
(b) For health business on indicated lines report: Number of persons insured under PPO managed care products and number of persons insured under indemnity only products



ANNUAL STATEMENT FOR THE YEAR 2011 OF THE NATIONWIDE INDEMNITY COMPANY

EXHIBIT OF PREMIUMS AND LOSSES (Statutory Page 14)

NAIC Group Code 0140 Direct Business in the state of Ohio During the Year 2011 NAIC Company Code 10070

Line of Business	Gross Premiums, Including Policy and Membership Fees, Less Return Premiums and Premiums on Policies not Taken		Dividends Paid or Credited to Policyholders on Direct Business	Direct Unearned Premium Reserves	Direct Losses Paid (deducting salvage)	Direct Losses Incurred	Direct Losses Unpaid	Direct Defense and Cost Containment Expense Paid	Direct Defense and Cost Containment Expense Incurred	Direct Defense and Cost Containment Expense Unpaid	Commissions and Brokerage Expenses	Taxes, Licenses and Fees
	1 Direct Premiums Written	2 Direct Premiums Earned										
1. Fire												
2.1 Allied lines												
2.2 Multiple peril crop												
2.3 Federal flood												
3. Farmowners multiple peril												
4. Homeowners multiple peril												
5.1 Commercial multiple peril (non-liability portion)												
5.2 Commercial multiple peril (liability portion)												
6. Mortgage guaranty												
8. Ocean marine												
9. Inland marine												
10. Financial guaranty												
11. Medical professional liability												
12. Earthquake												
13. Group accident and health (b)												
14. Credit accident and health (group and individual)												
15.1 Collectively renewable accident and health (b).....												
15.2 Non-cancelable accident and health(b).....												
15.3 Guaranteed renewable accident and health(b).....												
15.4 Non-renewable for stated reasons only (b)												
15.5 Other accident only												
15.6 Medicare Title XVIII exempt from state taxes or fees.....												
15.7 All other accident and health (b)												
15.8 Federal employees health benefits program premium (b)												
16. Workers' compensation												
17.1 Other Liability - occurrence												
17.2 Other Liability - claims made												
17.3 Excess workers' compensation												
18. Products liability												
19.1 Private passenger auto no-fault (personal injury protection)												
19.2 Other private passenger auto liability												
19.3 Commercial auto no-fault (personal injury protection)												
19.4 Other commercial auto liability												
21.1 Private passenger auto physical damage												
21.2 Commercial auto physical damage												
22. Aircraft (all perils)												
23. Fidelity												
24. Surety												
26. Burglary and theft												
27. Boiler and machinery												
28. Credit												
30. Warranty												
34. Aggregate write-ins for other lines of business												
35. TOTALS (a)												
DETAILS OF WRITE-INS												
3401.												
3402.												
3403.												
3498. Summary of remaining write-ins for Line 34 from overflow page												
3499. Totals (Lines 3401 thru 3403 plus 3498)(Line 34 above)												

(a) Finance and service charges not included in Lines 1 to 35 \$
(b) For health business on indicated lines report: Number of persons insured under PPO managed care products and number of persons insured under indemnity only products



ANNUAL STATEMENT FOR THE YEAR 2011 OF THE NATIONWIDE INDEMNITY COMPANY

EXHIBIT OF PREMIUMS AND LOSSES (Statutory Page 14)

NAIC Group Code 0140

Direct Business in the state of Wisconsin

During the Year 2011

NAIC Company Code 10070

Line of Business	Gross Premiums, Including Policy and Membership Fees, Less Return Premiums and Premiums on Policies not Taken		Dividends Paid or Credited to Policyholders on Direct Business	Direct Unearned Premium Reserves	Direct Losses Paid (deducting salvage)	Direct Losses Incurred	Direct Losses Unpaid	Direct Defense and Cost Containment Expense Paid	Direct Defense and Cost Containment Expense Incurred	Direct Defense and Cost Containment Expense Unpaid	Commissions and Brokerage Expenses	Taxes, Licenses and Fees
	1 Direct Premiums Written	2 Direct Premiums Earned										
1. Fire												
2.1 Allied lines												
2.2 Multiple peril crop												
2.3 Federal flood												
3. Farmowners multiple peril												
4. Homeowners multiple peril												
5.1 Commercial multiple peril (non-liability portion)												
5.2 Commercial multiple peril (liability portion)												
6. Mortgage guaranty												
8. Ocean marine												
9. Inland marine												
10. Financial guaranty												
11. Medical professional liability												
12. Earthquake												
13. Group accident and health (b)												
14. Credit accident and health (group and individual)												
15.1 Collectively renewable accident and health (b).....												
15.2 Non-cancelable accident and health(b).....												
15.3 Guaranteed renewable accident and health(b).....												
15.4 Non-renewable for stated reasons only (b)												
15.5 Other accident only												
15.6 Medicare Title XVIII exempt from state taxes or fees.....												
15.7 All other accident and health (b)												
15.8 Federal employees health benefits program premium (b)												
16. Workers' compensation												
17.1 Other Liability - occurrence												
17.2 Other Liability - claims made												
17.3 Excess workers' compensation												
18. Products liability												
19.1 Private passenger auto no-fault (personal injury protection)												
19.2 Other private passenger auto liability												
19.3 Commercial auto no-fault (personal injury protection)												
19.4 Other commercial auto liability												
21.1 Private passenger auto physical damage												
21.2 Commercial auto physical damage												
22. Aircraft (all perils)												
23. Fidelity												
24. Surety												
26. Burglary and theft												
27. Boiler and machinery												
28. Credit												
30. Warranty												
34. Aggregate write-ins for other lines of business												
35. TOTALS (a)												
DETAILS OF WRITE-INS												
3401.												
3402.												
3403.												
3498. Summary of remaining write-ins for Line 34 from overflow page												
3499. Totals (Lines 3401 thru 3403 plus 3498)(Line 34 above)												

(a) Finance and service charges not included in Lines 1 to 35 \$
(b) For health business on indicated lines report: Number of persons insured under PPO managed care products and number of persons insured under indemnity only products



ANNUAL STATEMENT FOR THE YEAR 2011 OF THE NATIONWIDE INDEMNITY COMPANY

EXHIBIT OF PREMIUMS AND LOSSES (Statutory Page 14)

NAIC Group Code 0140 Direct Business in the state of Grand Total During the Year 2011 NAIC Company Code 10070

Line of Business	Gross Premiums, Including Policy and Membership Fees, Less Return Premiums and Premiums on Policies not Taken		Dividends Paid or Credited to Policyholders on Direct Business	Direct Unearned Premium Reserves	Direct Losses Paid (deducting salvage)	Direct Losses Incurred	Direct Losses Unpaid	Direct Defense and Cost Containment Expense Paid	Direct Defense and Cost Containment Expense Incurred	Direct Defense and Cost Containment Expense Unpaid	Commissions and Brokerage Expenses	Taxes, Licenses and Fees
	1 Direct Premiums Written	2 Direct Premiums Earned										
1. Fire												
2.1 Allied lines												
2.2 Multiple peril crop												
2.3 Federal flood												
3. Farmowners multiple peril												
4. Homeowners multiple peril												
5.1 Commercial multiple peril (non-liability portion)												
5.2 Commercial multiple peril (liability portion)												
6. Mortgage guaranty												
8. Ocean marine												
9. Inland marine												
10. Financial guaranty												
11. Medical professional liability												
12. Earthquake												
13. Group accident and health (b)												
14. Credit accident and health (group and individual)												
15.1 Collectively renewable accident and health (b).....												
15.2 Non-cancelable accident and health(b)												
15.3 Guaranteed renewable accident and health(b)												
15.4 Non-renewable for stated reasons only (b)												
15.5 Other accident only												
15.6 Medicare Title XVIII exempt from state taxes or fees.....												
15.7 All other accident and health (b)												
15.8 Federal employees health benefits program premium (b)												
16. Workers' compensation												
17.1 Other Liability - occurrence												
17.2 Other Liability - claims made												
17.3 Excess workers' compensation												
18. Products liability												
19.1 Private passenger auto no-fault (personal injury protection)												
19.2 Other private passenger auto liability												
19.3 Commercial auto no-fault (personal injury protection)												
19.4 Other commercial auto liability												
21.1 Private passenger auto physical damage												
21.2 Commercial auto physical damage												
22. Aircraft (all perils)												
23. Fidelity												
24. Surety												
26. Burglary and theft												
27. Boiler and machinery												
28. Credit												
30. Warranty												
34. Aggregate write-ins for other lines of business												
35. TOTALS (a)												
DETAILS OF WRITE-INS												
3401.												
3402.												
3403.												
3498. Summary of remaining write-ins for Line 34 from overflow page												
3499. Totals (Lines 3401 thru 3403 plus 3498)(Line 34 above)												

(a) Finance and service charges not included in Lines 1 to 35 \$
(b) For health business on indicated lines report: Number of persons insured under PPO managed care products and number of persons insured under indemnity only products

ANNUAL STATEMENT FOR THE YEAR 2011 OF THE NATIONWIDE INDEMNITY COMPANY

SCHEDULE F - PART 1

Assumed Reinsurance as of December 31, Current Year (000 OMITTED)

1	2	3	4	5	Reinsurance On		8	9	10	11	12	13	14	15
					6	7								
Federal ID Number	NAIC Company Code	Name of Reinsured	Domiciliary Jurisdiction	Assumed Premium	Paid Losses and Loss Adjustment Expenses	Known Case Losses and LAE	Cols. 6 + 7	Contingent Commissions Payable	Assumed Premiums Receivable	Unearned Premium	Funds Held By or Deposited With Reinsured Companies	Letters of Credit Posted	Amount of Assets Pledged or Compensating Balances to Secure Letters of Credit	Amount of Assets Pledged or Collateral Held in Trust
42-6054959	19100	AMCO Insurance Company	IA.....			50	50							
42-0618271	13838	Farmland Mutual Insurance Company	IA.....			1,858	1,858							
38-0865250	11991	National Casualty Company	WI.....	94		60,111	60,111		53		3,895			
42-1015537	28223	Nationwide Agribusiness Insurance Company	IA.....		3		3							
31-4425763	23760	Nationwide General Insurance Company	OH.....			10,843	10,843		1		500			
31-4177110	23779	Nationwide Mutual Fire Insurance Company	OH.....			3,150	3,150							
31-4177100	23787	Nationwide Mutual Insurance Company	OH.....	427		60,180	60,180		989	62	3,856			
31-0970750	37877	Nationwide Property & Casualty Insurance Company	OH.....			794	794							
31-1024978	41297	Scottsdale Insurance Company	OH.....			25	25							
0299999. Affiliates - U.S. Non-Pool				521	3	137,011	137,014		1,043	62	8,251			
0499999. Total - Affiliates				521	3	137,011	137,014		1,043	62	8,251			
39-0264050	21458	Employers Insurance Wausau	WI.....	507		495,021	495,021		523					
0599998. Other U.S. Unaffiliated Insurers Reinsurance for which the total of Column 8 is less than \$100,000														
0599999. Total Other U.S. Unaffiliated Insurers				507		495,021	495,021		523					
0699998. Pools and Associations - Reinsurance for which the total of Column 8 is less than \$100,000 - Mandatory Pools														
0699999. Total Pools, Associations or Other Similar Facilities - Mandatory Pools														
0799998. Pools and Associations - Reinsurance for which the total of Column 8 is less than \$100,000 - Voluntary Pools														
0799999. Total Pools, Associations or Other Similar Facilities - Voluntary Pools														
0899999. Total - Pools and Associations														
0999998. Other Non-U.S. Insurers - Reinsurance for which the total of Column 8 is less than \$100,000														
0999999. Total Other Non-U.S. Insurers														
9999999 Totals				1,028	3	632,032	632,035		1,566	62	8,251			

Schedule F - Part 2
N O N E

Schedule F - Part 3
N O N E

Schedule F - Part 4
N O N E

Schedule F - Part 5
N O N E

Schedule F - Part 5 - Bank Footnote
N O N E

Schedule F - Part 6
N O N E

Schedule F - Part 7
N O N E

Schedule F - Part 8 - Restatement of Balance Sheet to Identify Net Credit for Reinsurance
N O N E

ANNUAL STATEMENT FOR THE YEAR 2011 OF THE NATIONWIDE INDEMNITY COMPANY

SCHEDULE H - ACCIDENT AND HEALTH EXHIBIT

	Total		Group Accident and Health		Credit Accident and Health (Group and Individual)		Collectively Renewable		Other Individual Contracts									
									Non-Cancelable		Guaranteed Renewable		Non-Renewable for Stated Reasons Only		Other Accident Only		All Other	
	1 Amount	2 %	3 Amount	4 %	5 Amount	6 %	7 Amount	8 %	9 Amount	10 %	11 Amount	12 %	13 Amount	14 %	15 Amount	16 %	17 Amount	18 %
PART 1. - ANALYSIS OF UNDERWRITING OPERATIONS																		
1. Premiums written		XXX		XXX		XXX		XXX		XXX		XXX		XXX		XXX		XXX
2. Premiums earned		XXX		XXX		XXX		XXX		XXX		XXX		XXX		XXX		XXX
3. Incurred claims	(31,215)		(21,193)														(10,022)	
4. Cost containment expenses	(1)																(1)	
5. Incurred claims and cost containment expenses (Lines 3 and 4)	(31,216)		(21,193)														(10,023)	
6. Increase in contract reserves																		
7. Commissions (a)																		
8. Other general insurance expenses																		
9. Taxes, licenses and fees																		
10. Total other expenses incurred																		
11. Aggregate write-ins for deductions																		
12. Gain from underwriting before dividends or refunds	31,216		21,193														10,023	
13. Dividends or refunds																		
14. Gain from underwriting after dividends or refunds	31,216		21,193														10,023	
DETAILS OF WRITE-INS																		
1101.																		
1102.																		
1103.																		
1198. Summary of remaining write-ins for Line 11 from overflow page																		
1199. Totals (Lines 1101 thru 1103 plus 1198)(Line 11 above)																		

(a) Includes \$ reported as "Contract, membership and other fees retained by agents."

ANNUAL STATEMENT FOR THE YEAR 2011 OF THE NATIONWIDE INDEMNITY COMPANY

SCHEDULE H - ACCIDENT AND HEALTH EXHIBIT (Continued)

	1	2	3	4	Other Individual Contracts				
					5	6	7	8	9
	Total	Group Accident and Health	Credit Accident and Health (Group and Individual)	Collectively Renewable	Non-Cancelable	Guaranteed Renewable	Non-Renewable for Stated Reasons Only	Other Accident Only	All Other
PART 2. - RESERVES AND LIABILITIES									
A. Premium Reserves:									
1. Unearned premiums									
2. Advance premiums									
3. Reserve for rate credits									
4. Total premium reserves, current year									
5. Total premium reserves, prior year									
6. Increase in total premium reserves									
B. Contract Reserves:									
1. Additional reserves (a)									
2. Reserve for future contingent benefits (deferred maternity and other similar benefits)									
3. Total contract reserves, current year									
4. Total contract reserves, prior year									
5. Increase in contract reserves									
C. Claim Reserves and Liabilities:									
1. Total current year	20,228	2,310							17,918
2. Total prior year	52,793	23,163							29,630
3. Increase	(32,565)	(20,853)							(11,712)

PART 3. - TEST OF PRIOR YEAR'S CLAIM RESERVES AND LIABILITIES									
1. Claims paid during the year:									
1.1 On claims incurred prior to current year	1,350	(340)							1,690
1.2 On claims incurred during current year									
2. Claim reserves and liabilities, December 31, current year:									
2.1 On claims incurred prior to current year	20,228	2,310							17,918
2.2 On claims incurred during current year									
3. Test:									
3.1 Line 1.1 and 2.1	21,578	1,970							19,608
3.2 Claim reserves and liabilities, December 31, prior year	52,793	23,163							29,630
3.3 Line 3.1 minus Line 3.2	(31,215)	(21,193)							(10,022)

PART 4. - REINSURANCE									
A. Reinsurance Assumed:									
1. Premiums written									
2. Premiums earned									
3. Incurred claims	(31,214)	(21,192)							(10,022)
4. Commissions									
B. Reinsurance Ceded:									
1. Premiums written									
2. Premiums earned									
3. Incurred claims									
4. Commissions									

(a) Includes \$ premium deficiency reserve.

ANNUAL STATEMENT FOR THE YEAR 2011 OF THE NATIONWIDE INDEMNITY COMPANY

SCHEDULE H - PART 5. - HEALTH CLAIMS

	1 Medical	2 Dental	3 Other	4 Total
A. Direct:				
1. Incurred Claims				
2. Beginning claim reserves and liabilities				
3. Ending claim reserves and liabilities				
4. Claims paid				
B. Assumed Reinsurance:				
5. Incurred Claims.....	(31,214)			(31,214)
6. Beginning claim reserves and liabilities	52,793			52,793
7. Ending claim reserves and liabilities	20,228			20,228
8. Claims paid	1,351			1,351
C. Ceded Reinsurance:				
9. Incurred Claims.....				
10. Beginning claim reserves and liabilities				
11. Ending claim reserves and liabilities				
12. Claims paid				
D. Net:				
13. Incurred Claims.....	(31,214)			(31,214)
14. Beginning claim reserves and liabilities	52,793			52,793
15. Ending claim reserves and liabilities	20,228			20,228
16. Claims paid	1,351			1,351
E. Net Incurred Claims and Cost Containment Expenses:				
17. Incurred claims and cost containment expenses	(31,215)			(31,215)
18. Beginning reserves and liabilities	52,793			52,793
19. Ending reserves and liabilities	20,228			20,228
20. Paid claims and cost containment expenses	1,350			1,350

ANNUAL STATEMENT FOR THE YEAR 2011 OF THE NATIONWIDE INDEMNITY COMPANY

SCHEDULE P - PART 1A - HOMEOWNERS/FARMOWNERS

(\$000 OMITTED)

Years in Which Premiums Were Earned and Losses Were Incurred	Premiums Earned			Loss and Loss Expense Payments								12
	1	2	3	Loss Payments		Defense and Cost Containment Payments		Adjusting and Other Payments		10	11	Number of Claims Reported Direct and Assumed
	Direct and Assumed	Ceded	Net (1 - 2)	4 Direct and Assumed	5 Ceded	6 Direct and Assumed	7 Ceded	8 Direct and Assumed	9 Ceded	Salvage and Subrogation Received	Total Net Paid Cols (4 - 5 + 6 - 7 + 8 - 9)	
1. Prior.....	XXX	XXX	XXX	.122							.122	XXX
2. 2002.....	(14)		(14)									
3. 2003.....												
4. 2004.....												
5. 2005.....												
6. 2006.....												
7. 2007.....	.300		.300									
8. 2008.....												
9. 2009.....												
10. 2010.....												
11. 2011.....												
12. Totals	XXX	XXX	XXX	.122							.122	XXX

	Losses Unpaid				Defense and Cost Containment Unpaid				Adjusting and Other Unpaid		23	24	25
	Case Basis		Bulk + IBNR		Case Basis		Bulk + IBNR						
	13	14	15	16	17	18	19	20	21	22			
	Direct and Assumed	Ceded	Direct and Assumed	Ceded	Direct and Assumed	Ceded	Direct and Assumed	Ceded	Direct and Assumed	Ceded			
1. Prior.....			2		1		5		2			10	9
2. 2002.....													
3. 2003.....													
4. 2004.....													
5. 2005.....													
6. 2006.....													
7. 2007.....													
8. 2008.....													
9. 2009.....													
10. 2010.....													
11. 2011.....													
12. Totals			2		1		5		2			10	9

	Total Losses and Loss Expenses Incurred			Loss and Loss Expense Percentage (Incurred /Premiums Earned)			Nontabular Discount		34 Inter-Company Pooling Participation Percentage	Net Balance Sheet Reserves After Discount	
	26	27	28	29	30	31	32	33		35	36
	Direct and Assumed	Ceded	Net	Direct and Assumed	Ceded	Net	Loss	Loss Expense		Losses Unpaid	Loss Expenses Unpaid
1. Prior.....	XXX	XXX	XXX	XXX	XXX	XXX			XXX	.2	.8
2. 2002.....											
3. 2003.....											
4. 2004.....											
5. 2005.....											
6. 2006.....											
7. 2007.....											
8. 2008.....											
9. 2009.....											
10. 2010.....											
11. 2011.....											
12. Totals	XXX	XXX	XXX	XXX	XXX	XXX			XXX	2	8

ANNUAL STATEMENT FOR THE YEAR 2011 OF THE NATIONWIDE INDEMNITY COMPANY
SCHEDULE P - PART 1B - PRIVATE PASSENGER AUTO LIABILITY/MEDICAL
(\$000 OMITTED)

Years in Which Premiums Were Earned and Losses Were Incurred	Premiums Earned			Loss and Loss Expense Payments								12
	1 Direct and Assumed	2 Ceded	3 Net (1 - 2)	Loss Payments		Defense and Cost Containment Payments		Adjusting and Other Payments		10 Salvage and Subrogation Received	11 Total Net Paid Cols (4 - 5 + 6 - 7 + 8 - 9)	Number of Claims Reported Direct and Assumed
				4 Direct and Assumed	5 Ceded	6 Direct and Assumed	7 Ceded	8 Direct and Assumed	9 Ceded			
1. Prior.....	XXX	XXX	XXX	352		16					368	XXX
2. 2002.....	70		70					1			1	
3. 2003.....	(14)		(14)									
4. 2004.....	126		126									
5. 2005.....	(75)		(75)									
6. 2006.....	30		30									
7. 2007.....	(6)		(6)									
8. 2008.....	(16)		(16)									
9. 2009.....	4		4									
10. 2010.....	5		5									
11. 2011.....	(2)		(2)									
12. Totals	XXX	XXX	XXX	352		16		1			369	XXX

	Losses Unpaid				Defense and Cost Containment Unpaid				Adjusting and Other Unpaid		23 Salvage and Subrogation Anticipated	24 Total Net Losses and Expenses Unpaid	25 Number of Claims Outstanding Direct and Assumed
	Case Basis		Bulk + IBNR		Case Basis		Bulk + IBNR						
	13	14	15	16	17	18	19	20	21	22			
	Direct and Assumed	Ceded	Direct and Assumed	Ceded	Direct and Assumed	Ceded	Direct and Assumed	Ceded	Direct and Assumed	Ceded			
1. Prior.....	1,712		4,111		(289)							5,533	680
2. 2002.....													
3. 2003.....													
4. 2004.....													
5. 2005.....													
6. 2006.....													
7. 2007.....													
8. 2008.....													
9. 2009.....													
10. 2010.....													
11. 2011.....													
12. Totals	1,712		4,111		(289)							5,533	680

	Total Losses and Loss Expenses Incurred			Loss and Loss Expense Percentage (Incurred /Premiums Earned)			Nontabular Discount		34	Net Balance Sheet Reserves After Discount	
	26	27	28	29	30	31	32	33	Inter- Company Pooling Participation Percentage	35	36
	Direct and Assumed	Ceded	Net	Direct and Assumed	Ceded	Net	Loss	Loss Expense		Losses Unpaid	Loss Expenses Unpaid
1. Prior.....	XXX	XXX	XXX	XXX	XXX	XXX			XXX	5,823	(289)
2. 2002.....	1		1	1.4		1.4					
3. 2003.....											
4. 2004.....											
5. 2005.....											
6. 2006.....											
7. 2007.....											
8. 2008.....											
9. 2009.....											
10. 2010.....											
11. 2011.....											
12. Totals	XXX	XXX	XXX	XXX	XXX	XXX			XXX	5,823	(289)

ANNUAL STATEMENT FOR THE YEAR 2011 OF THE NATIONWIDE INDEMNITY COMPANY
SCHEDULE P - PART 1C - COMMERCIAL AUTO/TRUCK LIABILITY/MEDICAL
(\$000 OMITTED)

Years in Which Premiums Were Earned and Losses Were Incurred	Premiums Earned			Loss and Loss Expense Payments								12
	1 Direct and Assumed	2 Ceded	3 Net (1 - 2)	Loss Payments		Defense and Cost Containment Payments		Adjusting and Other Payments		10 Salvage and Subrogation Received	11 Total Net Paid Cols (4 - 5 + 6 - 7 + 8 - 9)	Number of Claims Reported Direct and Assumed
				4 Direct and Assumed	5 Ceded	6 Direct and Assumed	7 Ceded	8 Direct and Assumed	9 Ceded			
1. Prior.....	XXX	XXX	XXX	.194		.33					227	XXX
2. 2002.....	3,489		3,489	1,219		.110		.707		.7	2,036	265
3. 2003.....	(291)		(291)					.32			32	42
4. 2004.....	(34)		(34)									
5. 2005.....	(2)		(2)									
6. 2006.....	(100)		(100)									
7. 2007.....	96		96									
8. 2008.....	(6)		(6)									
9. 2009.....	(58)		(58)									
10. 2010.....	(43)		(43)									
11. 2011.....	(18)		(18)									
12. Totals	XXX	XXX	XXX	1,413		143		739		7	2,294	XXX

	Losses Unpaid				Defense and Cost Containment Unpaid				Adjusting and Other Unpaid		23 Salvage and Subrogation Anticipated	24 Total Net Losses and Expenses Unpaid	25 Number of Claims Outstanding Direct and Assumed
	Case Basis		Bulk + IBNR		Case Basis		Bulk + IBNR						
	13	14	15	16	17	18	19	20	21	22			
	Direct and Assumed	Ceded	Direct and Assumed	Ceded	Direct and Assumed	Ceded	Direct and Assumed	Ceded	Direct and Assumed	Ceded			
1. Prior.....	395		1,066		348		1		183			1,993	183
2. 2002.....			7				1		(54)			(46)	
3. 2003.....													
4. 2004.....													
5. 2005.....													
6. 2006.....													
7. 2007.....													
8. 2008.....													
9. 2009.....													
10. 2010.....													
11. 2011.....													
12. Totals	395		1,073		348		2		129			1,947	183

	Total Losses and Loss Expenses Incurred			Loss and Loss Expense Percentage (Incurred /Premiums Earned)			Nontabular Discount		34 Inter-Company Pooling Participation Percentage	Net Balance Sheet Reserves After Discount	
	26	27	28	29	30	31	32	33		35	36
	Direct and Assumed	Ceded	Net	Direct and Assumed	Ceded	Net	Loss	Loss Expense		Losses Unpaid	Loss Expenses Unpaid
1. Prior.....	XXX	XXX	XXX	XXX	XXX	XXX			XXX	1,461	533
2. 2002.....	1,989		1,989	57.0		57.0				.7	(.53)
3. 2003.....	.32		.32	(11.0)		(11.0)					
4. 2004.....											
5. 2005.....											
6. 2006.....											
7. 2007.....											
8. 2008.....											
9. 2009.....											
10. 2010.....											
11. 2011.....											
12. Totals	XXX	XXX	XXX	XXX	XXX	XXX			XXX	1,467	479

ANNUAL STATEMENT FOR THE YEAR 2011 OF THE NATIONWIDE INDEMNITY COMPANY

SCHEDULE P - PART 1D - WORKERS' COMPENSATION
(EXCLUDING EXCESS WORKERS' COMPENSATION)

(\$000 OMITTED)

Years in Which Premiums Were Earned and Losses Were Incurred	Premiums Earned			Loss and Loss Expense Payments								12
	1 Direct and Assumed	2 Ceded	3 Net (1 - 2)	Loss Payments		Defense and Cost Containment Payments		Adjusting and Other Payments		10 Salvage and Subrogation Received	11 Total Net Paid Cols (4 - 5 + 6 - 7 + 8 - 9)	Number of Claims Reported Direct and Assumed
				4	5	6	7	8	9			
				Direct and Assumed	Ceded	Direct and Assumed	Ceded	Direct and Assumed	Ceded			
1. Prior.....	XXX	XXX	XXX	2,302		249					2,551	XXX
2. 2002.....	22		22					5			5	
3. 2003.....	(133)		(133)					3			3	
4. 2004.....	83		83									
5. 2005.....	62		62									
6. 2006.....	32		32									
7. 2007.....	28		28									
8. 2008.....	130		130									
9. 2009.....	(1)		(1)									
10. 2010.....	62		62									
11. 2011.....	(7)		(7)									
12. Totals	XXX	XXX	XXX	2,302		249		8			2,559	XXX

	Losses Unpaid				Defense and Cost Containment Unpaid				Adjusting and Other Unpaid		23	24	25
	Case Basis		Bulk + IBNR		Case Basis		Bulk + IBNR		Adjusting and Other Unpaid		Salvage and Subrogation Anticipated	Total Net Losses and Expenses Unpaid	Number of Claims Outstanding Direct and Assumed
	13	14	15	16	17	18	19	20	21	22			
	Direct and Assumed	Ceded	Direct and Assumed	Ceded	Direct and Assumed	Ceded	Direct and Assumed	Ceded	Direct and Assumed	Ceded			
1. Prior.....	20,729		18,323		1,663		3,329		1,628			45,672	2,208
2. 2002.....													
3. 2003.....													
4. 2004.....													
5. 2005.....													
6. 2006.....													
7. 2007.....													
8. 2008.....													
9. 2009.....													
10. 2010.....													
11. 2011.....													
12. Totals	20,729		18,323		1,663		3,329		1,628			45,672	2,208

	Total Losses and Loss Expenses Incurred			Loss and Loss Expense Percentage (Incurred /Premiums Earned)			Nontabular Discount		34	Net Balance Sheet Reserves After Discount	
	26	27	28	29	30	31	32	33	Inter- Company Pooling Participation Percentage	35	36
	Direct and Assumed	Ceded	Net	Direct and Assumed	Ceded	Net	Loss	Loss Expense		Losses Unpaid	Loss Expenses Unpaid
1. Prior.....	XXX	XXX	XXX	XXX	XXX	XXX			XXX	39,053	6,620
2. 2002.....	5		5	22.7		22.7					
3. 2003.....	3		3	(2.3)		(2.3)					
4. 2004.....											
5. 2005.....											
6. 2006.....											
7. 2007.....											
8. 2008.....											
9. 2009.....											
10. 2010.....											
11. 2011.....											
12. Totals	XXX	XXX	XXX	XXX	XXX	XXX			XXX	39,053	6,620

ANNUAL STATEMENT FOR THE YEAR 2011 OF THE NATIONWIDE INDEMNITY COMPANY

SCHEDULE P - PART 1E - COMMERCIAL MULTIPLE PERIL

(\$000 OMITTED)

Years in Which Premiums Were Earned and Losses Were Incurred	Premiums Earned			Loss and Loss Expense Payments							12	
	1 Direct and Assumed	2 Ceded	3 Net (1 - 2)	Loss Payments		Defense and Cost Containment Payments		Adjusting and Other Payments		10 Salvage and Subrogation Received	11 Total Net Paid Cols (4 - 5 + 6 - 7 + 8 - 9)	Number of Claims Reported Direct and Assumed
				4 Direct and Assumed	5 Ceded	6 Direct and Assumed	7 Ceded	8 Direct and Assumed	9 Ceded			
1. Prior.....	XXX	XXX	XXX	3,090		3,306		797		1	7,194	XXX
2. 2002.....						23		52			75	16
3. 2003.....	32		32					118			118	2
4. 2004.....	(2)		(2)									
5. 2005.....	7		7									
6. 2006.....	7		7									
7. 2007.....	1		1									
8. 2008.....												
9. 2009.....	(3)		(3)									
10. 2010.....	(3)		(3)									
11. 2011.....												
12. Totals	XXX	XXX	XXX	3,090		3,329		967		1	7,386	XXX

	Losses Unpaid				Defense and Cost Containment Unpaid				Adjusting and Other Unpaid		23	24	25
	Case Basis		Bulk + IBNR		Case Basis		Bulk + IBNR		Adjusting and Other Unpaid		Salvage and Subrogation Anticipated	Total Net Losses and Expenses Unpaid	Number of Claims Outstanding Direct and Assumed
	13	14	15	16	17	18	19	20	21	22			
	Direct and Assumed	Ceded	Direct and Assumed	Ceded	Direct and Assumed	Ceded	Direct and Assumed	Ceded	Direct and Assumed	Ceded			
1. Prior.....	6,555		20,904		10,428		16,868		14,611			69,366	8,631
2. 2002.....	5											5	
3. 2003.....													
4. 2004.....													
5. 2005.....													
6. 2006.....													
7. 2007.....													
8. 2008.....													
9. 2009.....													
10. 2010.....													
11. 2011.....													
12. Totals	6,560		20,904		10,428		16,868		14,611			69,371	8,631

	Total Losses and Loss Expenses Incurred			Loss and Loss Expense Percentage (Incurred /Premiums Earned)			Nontabular Discount		34	Net Balance Sheet Reserves After Discount	
	26	27	28	29	30	31	32	33	Inter- Company Pooling Participation Percentage	35	36
	Direct and Assumed	Ceded	Net	Direct and Assumed	Ceded	Net	Loss	Loss Expense		Losses Unpaid	Loss Expenses Unpaid
1. Prior.....	XXX	XXX	XXX	XXX	XXX	XXX			XXX	27,459	41,908
2. 2002.....	80		80							5	
3. 2003.....	118		118	368.8		368.8					
4. 2004.....											
5. 2005.....											
6. 2006.....											
7. 2007.....											
8. 2008.....											
9. 2009.....											
10. 2010.....											
11. 2011.....											
12. Totals	XXX	XXX	XXX	XXX	XXX	XXX			XXX	27,463	41,908

ANNUAL STATEMENT FOR THE YEAR 2011 OF THE NATIONWIDE INDEMNITY COMPANY

SCHEDULE P - PART 1F - SECTION 1 - MEDICAL PROFESSIONAL LIABILITY - OCCURRENCE

(\$000 OMITTED)

Years in Which Premiums Were Earned and Losses Were Incurred	Premiums Earned			Loss and Loss Expense Payments								12
	1 Direct and Assumed	2 Ceded	3 Net (1 - 2)	Loss Payments		Defense and Cost Containment Payments		Adjusting and Other Payments		10 Salvage and Subrogation Received	11 Total Net Paid Cols (4 - 5 + 6 - 7 + 8 - 9)	Number of Claims Reported Direct and Assumed
				4 Direct and Assumed	5 Ceded	6 Direct and Assumed	7 Ceded	8 Direct and Assumed	9 Ceded			
1. Prior.....	XXX	XXX	XXX	21							21	XXX
2. 2002.....								2			2	
3. 2003.....												
4. 2004.....												
5. 2005.....												
6. 2006.....												
7. 2007.....												
8. 2008.....												
9. 2009.....												
10. 2010.....												
11. 2011.....												
12. Totals	XXX	XXX	XXX	21				2			23	XXX

	Losses Unpaid				Defense and Cost Containment Unpaid				Adjusting and Other Unpaid		23 Salvage and Subrogation Anticipated	24 Total Net Losses and Expenses Unpaid	25 Number of Claims Outstanding Direct and Assumed
	Case Basis		Bulk + IBNR		Case Basis		Bulk + IBNR						
	13	14	15	16	17	18	19	20	21	22			
	Direct and Assumed	Ceded	Direct and Assumed	Ceded	Direct and Assumed	Ceded	Direct and Assumed	Ceded	Direct and Assumed	Ceded			
1. Prior.....	(20)				(79)				1			(98)	90
2. 2002.....													
3. 2003.....													
4. 2004.....													
5. 2005.....													
6. 2006.....													
7. 2007.....													
8. 2008.....													
9. 2009.....													
10. 2010.....													
11. 2011.....													
12. Totals	(20)				(79)				1			(98)	90

	Total Losses and Loss Expenses Incurred			Loss and Loss Expense Percentage (Incurred /Premiums Earned)			Nontabular Discount		34 Inter-Company Pooling Participation Percentage	Net Balance Sheet Reserves After Discount	
	26	27	28	29	30	31	32	33		35	36
	Direct and Assumed	Ceded	Net	Direct and Assumed	Ceded	Net	Loss	Loss Expense		Losses Unpaid	Loss Expenses Unpaid
1. Prior.....	XXX	XXX	XXX	XXX	XXX	XXX			XXX	(20)	(78)
2. 2002.....	2		2								
3. 2003.....											
4. 2004.....											
5. 2005.....											
6. 2006.....											
7. 2007.....											
8. 2008.....											
9. 2009.....											
10. 2010.....											
11. 2011.....											
12. Totals	XXX	XXX	XXX	XXX	XXX	XXX			XXX	(20)	(78)

ANNUAL STATEMENT FOR THE YEAR 2011 OF THE NATIONWIDE INDEMNITY COMPANY

SCHEDULE P - PART 1F - SECTION 2 - MEDICAL PROFESSIONAL LIABILITY - CLAIMS-MADE

(\$000 OMITTED)

Years in Which Premiums Were Earned and Losses Were Incurred	Premiums Earned			Loss and Loss Expense Payments								12
	1	2	3	Loss Payments		Defense and Cost Containment Payments		Adjusting and Other Payments		10	11	Number of Claims Reported Direct and Assumed
	Direct and Assumed	Ceded	Net (1 - 2)	4 Direct and Assumed	5 Ceded	6 Direct and Assumed	7 Ceded	8 Direct and Assumed	9 Ceded	Salvage and Subrogation Received	Total Net Paid Cols (4 - 5 + 6 - 7 + 8 - 9)	
1. Prior.....	XXX	XXX	XXX									XXX
2. 2002.....												
3. 2003.....												
4. 2004.....												
5. 2005.....												
6. 2006.....												
7. 2007.....												
8. 2008.....												
9. 2009.....												
10. 2010.....												
11. 2011.....												
12. Totals	XXX	XXX	XXX									XXX

	Losses Unpaid				Defense and Cost Containment Unpaid				Adjusting and Other Unpaid		23 Salvage and Subrogation Anticipated	24 Total Net Losses and Expenses Unpaid	25 Number of Claims Outstanding Direct and Assumed
	Case Basis		Bulk + IBNR		Case Basis		Bulk + IBNR						
	13	14	15	16	17	18	19	20	21	22			
	Direct and Assumed	Ceded	Direct and Assumed	Ceded	Direct and Assumed	Ceded	Direct and Assumed	Ceded	Direct and Assumed	Ceded			
1. Prior.....													
2. 2002.....													
3. 2003.....													
4. 2004.....													
5. 2005.....													
6. 2006.....													
7. 2007.....													
8. 2008.....													
9. 2009.....													
10. 2010.....													
11. 2011.....													
12. Totals													

	Total Losses and Loss Expenses Incurred			Loss and Loss Expense Percentage (Incurred /Premiums Earned)			Nontabular Discount		34	Net Balance Sheet Reserves After Discount	
	26	27	28	29	30	31	32	33	Inter- Company Pooling Participation Percentage	35	36
	Direct and Assumed	Ceded	Net	Direct and Assumed	Ceded	Net	Loss	Loss Expense		Losses Unpaid	Loss Expenses Unpaid
1. Prior.....	XXX	XXX	XXX	XXX	XXX	XXX			XXX		
2. 2002.....											
3. 2003.....											
4. 2004.....											
5. 2005.....											
6. 2006.....											
7. 2007.....											
8. 2008.....											
9. 2009.....											
10. 2010.....											
11. 2011.....											
12. Totals	XXX	XXX	XXX	XXX	XXX	XXX			XXX		

ANNUAL STATEMENT FOR THE YEAR 2011 OF THE NATIONWIDE INDEMNITY COMPANY

**SCHEDULE P - PART 1G - SPECIAL LIABILITY (OCEAN MARINE, AIRCRAFT (ALL PERILS),
BOILER AND MACHINERY)**

(\$000 OMITTED)

Years in Which Premiums Were Earned and Losses Were Incurred	Premiums Earned			Loss and Loss Expense Payments								12
	1	2	3	Loss Payments		Defense and Cost Containment Payments		Adjusting and Other Payments		10	11	Number of Claims Reported Direct and Assumed
				4	5	6	7	8	9			
	Direct and Assumed	Ceded	Net (1 - 2)	Direct and Assumed	Ceded	Direct and Assumed	Ceded	Direct and Assumed	Ceded	Salvage and Subrogation Received	Total Net Paid Cols (4 - 5 + 6 - 7 + 8 - 9)	
1. Prior.....	XXX	XXX	XXX	130		5					136	XXX
2. 2002.....	522		522					11			11	XXX
3. 2003.....	614		614									XXX
4. 2004.....	(20)		(20)									XXX
5. 2005.....	144		144									XXX
6. 2006.....	31		31									XXX
7. 2007.....	1		1									XXX
8. 2008.....	20		20									XXX
9. 2009.....	(13)		(13)									XXX
10. 2010.....	3		3									XXX
11. 2011.....	3		3									XXX
12. Totals	XXX	XXX	XXX	130		5		11			146	XXX

	Losses Unpaid				Defense and Cost Containment Unpaid				Adjusting and Other Unpaid		23	24	25
	Case Basis		Bulk + IBNR		Case Basis		Bulk + IBNR						
	13	14	15	16	17	18	19	20	21	22			
	Direct and Assumed	Ceded	Direct and Assumed	Ceded	Direct and Assumed	Ceded	Direct and Assumed	Ceded	Direct and Assumed	Ceded			
1. Prior.....	626		1,496		79							2,202	177
2. 2002.....									(1)			(1)	3
3. 2003.....													1
4. 2004.....													1
5. 2005.....													
6. 2006.....													
7. 2007.....													
8. 2008.....													
9. 2009.....													
10. 2010.....													
11. 2011.....													
12. Totals	626		1,496		79							2,201	182

	Total Losses and Loss Expenses Incurred			Loss and Loss Expense Percentage (Incurred /Premiums Earned)			Nontabular Discount		34 Inter-Company Pooling Participation Percentage	Net Balance Sheet Reserves After Discount	
	26	27	28	29	30	31	32	33		35	36
	Direct and Assumed	Ceded	Net	Direct and Assumed	Ceded	Net	Loss	Loss Expense		Losses Unpaid	Loss Expenses Unpaid
1. Prior.....	XXX	XXX	XXX	XXX	XXX	XXX			XXX	2,123	79
2. 2002.....	10		10	1.9		1.9					(1)
3. 2003.....											
4. 2004.....											
5. 2005.....											
6. 2006.....											
7. 2007.....											
8. 2008.....											
9. 2009.....											
10. 2010.....											
11. 2011.....											
12. Totals	XXX	XXX	XXX	XXX	XXX	XXX			XXX	2,123	79

ANNUAL STATEMENT FOR THE YEAR 2011 OF THE NATIONWIDE INDEMNITY COMPANY

SCHEDULE P - PART 1H - SECTION 1 - OTHER LIABILITY - OCCURRENCE

(\$000 OMITTED)

Years in Which Premiums Were Earned and Losses Were Incurred	Premiums Earned			Loss and Loss Expense Payments							12	
	1 Direct and Assumed	2 Ceded	3 Net (1 - 2)	Loss Payments		Defense and Cost Containment Payments		Adjusting and Other Payments		10 Salvage and Subrogation Received	11 Total Net Paid Cols (4 - 5 + 6 - 7 + 8 - 9)	Number of Claims Reported Direct and Assumed
				4 Direct and Assumed	5 Ceded	6 Direct and Assumed	7 Ceded	8 Direct and Assumed	9 Ceded			
1. Prior.....	XXX	XXX	XXX	36,473		7,950		18,589			63,012	XXX
2. 2002.....	4,354		4,354	777		616		381			1,774	139
3. 2003.....	2,325		2,325					1,183			1,183	24
4. 2004.....	1,483		1,483					211			211	
5. 2005.....	2,448		2,448					375			375	
6. 2006.....	(518)		(518)					119			119	
7. 2007.....	1,509		1,509					305			305	
8. 2008.....	1,114		1,114									
9. 2009.....	3,887		3,887									
10. 2010.....	908		908									
11. 2011.....	530		530									
12. Totals	XXX	XXX	XXX	37,250		8,566		21,163			66,980	XXX

	Losses Unpaid				Defense and Cost Containment Unpaid				Adjusting and Other Unpaid		23	24	25
	Case Basis		Bulk + IBNR		Case Basis		Bulk + IBNR		Adjusting and Other Unpaid		Salvage and Subrogation Anticipated	Total Net Losses and Expenses Unpaid	Number of Claims Outstanding Direct and Assumed
	13	14	15	16	17	18	19	20	21	22			
	Direct and Assumed	Ceded	Direct and Assumed	Ceded	Direct and Assumed	Ceded	Direct and Assumed	Ceded	Direct and Assumed	Ceded			
1. Prior.....	59,795		209,005		28,827		56,276		270,308			624,211	33,452
2. 2002.....			101				22		(88)			35	
3. 2003.....									(160)			(160)	
4. 2004.....													
5. 2005.....													
6. 2006.....													
7. 2007.....													
8. 2008.....													
9. 2009.....													
10. 2010.....													
11. 2011.....													
12. Totals	59,795		209,106		28,827		56,298		270,060			624,086	33,452

	Total Losses and Loss Expenses Incurred			Loss and Loss Expense Percentage (Incurred /Premiums Earned)			Nontabular Discount		34 Inter-Company Pooling Participation Percentage	Net Balance Sheet Reserves After Discount	
	26	27	28	29	30	31	32	33		35	36
	Direct and Assumed	Ceded	Net	Direct and Assumed	Ceded	Net	Loss	Loss Expense		Losses Unpaid	Loss Expenses Unpaid
1. Prior.....	XXX	XXX	XXX	XXX	XXX	XXX			XXX	268,800	355,411
2. 2002.....	1,809		1,809	41.6		41.6				101	(66)
3. 2003.....	1,023		1,023	44.0		44.0					(160)
4. 2004.....	211		211	14.2		14.2					
5. 2005.....	375		375	15.3		15.3					
6. 2006.....	119		119	(23.0)		(23.0)					
7. 2007.....	305		305	20.2		20.2					
8. 2008.....											
9. 2009.....											
10. 2010.....											
11. 2011.....											
12. Totals	XXX	XXX	XXX	XXX	XXX	XXX			XXX	268,901	355,185

ANNUAL STATEMENT FOR THE YEAR 2011 OF THE NATIONWIDE INDEMNITY COMPANY

SCHEDULE P - PART 1H - SECTION 2 - OTHER LIABILITY - CLAIMS-MADE

(\$000 OMITTED)

Years in Which Premiums Were Earned and Losses Were Incurred	Premiums Earned			Loss and Loss Expense Payments								12
	1	2	3	Loss Payments		Defense and Cost Containment Payments		Adjusting and Other Payments		10	11	Number of Claims Reported Direct and Assumed
	Direct and Assumed	Ceded	Net (1 - 2)	4 Direct and Assumed	5 Ceded	6 Direct and Assumed	7 Ceded	8 Direct and Assumed	9 Ceded	Salvage and Subrogation Received	Total Net Paid Cols (4 - 5 + 6 - 7 + 8 - 9)	
1. Prior.....	XXX	XXX	XXX	10							10	XXX
2. 2002.....												
3. 2003.....												
4. 2004.....												
5. 2005.....												
6. 2006.....												
7. 2007.....												
8. 2008.....												
9. 2009.....												
10. 2010.....												
11. 2011.....												
12. Totals	XXX	XXX	XXX	10							10	XXX

	Losses Unpaid				Defense and Cost Containment Unpaid				Adjusting and Other Unpaid		23 Salvage and Subrogation Anticipated	24 Total Net Losses and Expenses Unpaid	25 Number of Claims Outstanding Direct and Assumed
	Case Basis		Bulk + IBNR		Case Basis		Bulk + IBNR						
	13	14	15	16	17	18	19	20	21	22			
	Direct and Assumed	Ceded	Direct and Assumed	Ceded	Direct and Assumed	Ceded	Direct and Assumed	Ceded	Direct and Assumed	Ceded			
1. Prior.....	(13)		3				6					(4)	94
2. 2002.....													
3. 2003.....													
4. 2004.....													
5. 2005.....													
6. 2006.....													
7. 2007.....													
8. 2008.....													
9. 2009.....													
10. 2010.....													
11. 2011.....													
12. Totals	(13)		3				6					(4)	94

	Total Losses and Loss Expenses Incurred			Loss and Loss Expense Percentage (Incurred /Premiums Earned)			Nontabular Discount		34 Inter-Company Pooling Participation Percentage	Net Balance Sheet Reserves After Discount	
	26	27	28	29	30	31	32	33		35	36
	Direct and Assumed	Ceded	Net	Direct and Assumed	Ceded	Net	Loss	Loss Expense		Losses Unpaid	Loss Expenses Unpaid
1. Prior.....	XXX	XXX	XXX	XXX	XXX	XXX			XXX	(10)	6
2. 2002.....											
3. 2003.....											
4. 2004.....											
5. 2005.....											
6. 2006.....											
7. 2007.....											
8. 2008.....											
9. 2009.....											
10. 2010.....											
11. 2011.....											
12. Totals	XXX	XXX	XXX	XXX	XXX	XXX			XXX	(10)	6

ANNUAL STATEMENT FOR THE YEAR 2011 OF THE NATIONWIDE INDEMNITY COMPANY

SCHEDULE P - PART 11 - SPECIAL PROPERTY (FIRE, ALLIED LINES, INLAND MARINE, EARTHQUAKE, BURGLARY AND THEFT)

(\$000 OMITTED)

Years in Which Premiums Were Earned and Losses Were Incurred	Premiums Earned			Loss and Loss Expense Payments								12
	1 Direct and Assumed	2 Ceded	3 Net (1 - 2)	Loss Payments		Defense and Cost Containment Payments		Adjusting and Other Payments		10 Salvage and Subrogation Received	11 Total Net Paid Cols (4 - 5 + 6 - 7 + 8 - 9)	Number of Claims Reported Direct and Assumed
				4	5	6	7	8	9			
				Direct and Assumed	Ceded	Direct and Assumed	Ceded	Direct and Assumed	Ceded			
1. Prior.....	XXX.....	XXX.....	XXX.....	(1,237).....		49.....					(1,188).....	XXX.....
2. 2010.....	(433).....		(433).....									XXX.....
3. 2011.....	382.....		382.....									XXX.....
4. Totals.....	XXX.....	XXX.....	XXX.....	(1,237).....		49.....					(1,188).....	XXX.....

	Losses Unpaid				Defense and Cost Containment Unpaid				Adjusting and Other Unpaid		23	24	25
	Case Basis		Bulk + IBNR		Case Basis		Bulk + IBNR		Adjusting and Other Unpaid		Salvage and Subrogation Anticipated	Total Net Losses and Expenses Unpaid	Number of Claims Outstanding Direct and Assumed
	13	14	15	16	17	18	19	20	21	22			
	Direct and Assumed	Ceded	Direct and Assumed	Ceded	Direct and Assumed	Ceded	Direct and Assumed	Ceded	Direct and Assumed	Ceded			
1. Prior	672		3,387		171				81			4,312	258
2. 2010													
3. 2011													
4. Totals	672		3,387		171				81			4,312	258

	Total Losses and Loss Expenses Incurred			Loss and Loss Expense Percentage (Incurred /Premiums Earned)			Nontabular Discount		34	Net Balance Sheet Reserves After Discount	
	26	27	28	29	30	31	32	33	Inter-Company Pooling Participation Percentage	35	36
	Direct and Assumed	Ceded	Net	Direct and Assumed	Ceded	Net	Loss	Loss Expense		Losses Unpaid	Loss Expenses Unpaid
1. Prior	XXX	XXX	XXX	XXX	XXX	XXX			XXX	4,059	253
2. 2010											
3. 2011											
4. Totals	XXX	XXX	XXX	XXX	XXX	XXX			XXX	4,059	253

ANNUAL STATEMENT FOR THE YEAR 2011 OF THE NATIONWIDE INDEMNITY COMPANY

SCHEDULE P - PART 1J - AUTO PHYSICAL DAMAGE

(\$000 OMITTED)

Years in Which Premiums Were Earned and Losses Were Incurred	Premiums Earned			Loss and Loss Expense Payments								12
	1 Direct and Assumed	2 Ceded	3 Net (1 - 2)	Loss Payments		Defense and Cost Containment Payments		Adjusting and Other Payments		10 Salvage and Subrogation Received	11 Total Net Paid Cols (4 - 5 + 6 - 7 + 8 - 9)	Number of Claims Reported Direct and Assumed
				4	5	6	7	8	9			
				Direct and Assumed	Ceded	Direct and Assumed	Ceded	Direct and Assumed	Ceded			
1. Prior.....	XXX	XXX	XXX	(1)						1	(1)	XXX
2. 2010.....												
3. 2011.....												
4. Totals	XXX	XXX	XXX	(1)						1	(1)	XXX

	Losses Unpaid				Defense and Cost Containment Unpaid				Adjusting and Other Unpaid		23	24	25
	Case Basis		Bulk + IBNR		Case Basis		Bulk + IBNR						
	13	14	15	16	17	18	19	20	21	22			
	Direct and Assumed	Ceded	Direct and Assumed	Ceded	Direct and Assumed	Ceded	Direct and Assumed	Ceded	Direct and Assumed	Ceded			
1. Prior	8				2				(2)			7	11
2. 2010													
3. 2011													
4. Totals	8				2				(2)			7	11

	Total Losses and Loss Expenses Incurred			Loss and Loss Expense Percentage (Incurred /Premiums Earned)			Nontabular Discount		34 Inter-Company Pooling Participation Percentage	Net Balance Sheet Reserves After Discount	
	26 Direct and Assumed	27 Ceded	28 Net	29 Direct and Assumed	30 Ceded	31 Net	32 Loss	33 Loss Expense		35 Losses Unpaid	36 Loss Expenses Unpaid
1. Prior.....	XXX	XXX	XXX	XXX	XXX	XXX			XXX	8	(1)
2. 2010.....											
3. 2011.....											
4. Totals	XXX	XXX	XXX	XXX	XXX	XXX			XXX	8	(1)

ANNUAL STATEMENT FOR THE YEAR 2011 OF THE NATIONWIDE INDEMNITY COMPANY

SCHEDULE P - PART 1K - FIDELITY/SURETY

(\$000 OMITTED)

Years in Which Premiums Were Earned and Losses Were Incurred	Premiums Earned			Loss and Loss Expense Payments								12 Number of Claims Reported Direct and Assumed
	1	2	3	Loss Payments		Defense and Cost Containment Payments		Adjusting and Other Payments		10	11	
	Direct and Assumed	Ceded	Net (1 - 2)	4	5	6	7	8	9	Salvage and Subrogation Received	Total Net Paid Cols (4 - 5 + 6 - 7 + 8 - 9)	
1. Prior.....	XXX	XXX	XXX	22		(6)					16	XXX
2. 2010.....	76		76									XXX
3. 2011.....	134		134									XXX
4. Totals	XXX	XXX	XXX	22		(6)					16	XXX

	Losses Unpaid				Defense and Cost Containment Unpaid				Adjusting and Other Unpaid		23	24	25
	Case Basis		Bulk + IBNR		Case Basis		Bulk + IBNR				Salvage and Subrogation Anticipated	Total Net Losses and Expenses Unpaid	Number of Claims Outstanding Direct and Assumed
	13	14	15	16	17	18	19	20	21	22			
	Direct and Assumed	Ceded	Direct and Assumed	Ceded	Direct and Assumed	Ceded	Direct and Assumed	Ceded	Direct and Assumed	Ceded			
1. Prior.....	1,373		447		13				6			1,839	21
2. 2010.....													
3. 2011.....													
4. Totals	1,373		447		13				6			1,839	21

	Total Losses and Loss Expenses Incurred			Loss and Loss Expense Percentage (Incurred /Premiums Earned)			Nontabular Discount		34	Net Balance Sheet Reserves After Discount	
	26	27	28	29	30	31	32	33	Inter-Company Pooling Participation Percentage	35	36
	Direct and Assumed	Ceded	Net	Direct and Assumed	Ceded	Net	Loss	Loss Expense		Losses Unpaid	Loss Expenses Unpaid
1. Prior.....	XXX	XXX	XXX	XXX	XXX	XXX			XXX	1,820	19
2. 2010.....											
3. 2011.....											
4. Totals	XXX	XXX	XXX	XXX	XXX	XXX			XXX	1,820	19

ANNUAL STATEMENT FOR THE YEAR 2011 OF THE NATIONWIDE INDEMNITY COMPANY

SCHEDULE P - PART 1L - OTHER (INCLUDING CREDIT, ACCIDENT AND HEALTH)

(\$000 OMITTED)

Years in Which Premiums Were Earned and Losses Were Incurred	Premiums Earned			Loss and Loss Expense Payments								12 Number of Claims Reported Direct and Assumed
	1	2	3	Loss Payments		Defense and Cost Containment Payments		Adjusting and Other Payments		10	11	
	Direct and Assumed	Ceded	Net (1 - 2)	4	5	6	7	8	9	Salvage and Subrogation Received	Total Net Paid Cols (4 - 5 + 6 - 7 + 8 - 9)	
1. Prior.....	XXX	XXX	XXX	1							1	XXX
2. 2010.....	25		25									XXX
3. 2011.....												XXX
4. Totals	XXX	XXX	XXX	1							1	XXX

	Losses Unpaid				Defense and Cost Containment Unpaid				Adjusting and Other Unpaid		23	24	25
	Case Basis		Bulk + IBNR		Case Basis		Bulk + IBNR				Salvage and Subrogation Anticipated	Total Net Losses and Expenses Unpaid	Number of Claims Outstanding Direct and Assumed
	13	14	15	16	17	18	19	20	21	22			
	Direct and Assumed	Ceded	Direct and Assumed	Ceded	Direct and Assumed	Ceded	Direct and Assumed	Ceded	Direct and Assumed	Ceded			
1. Prior.....	11		9									20	
2. 2010.....													
3. 2011.....													
4. Totals	11		9									20	

	Total Losses and Loss Expenses Incurred			Loss and Loss Expense Percentage (Incurred /Premiums Earned)			Nontabular Discount		34	Net Balance Sheet Reserves After Discount	
	26	27	28	29	30	31	32	33	Inter-Company Pooling Participation Percentage	35	36
	Direct and Assumed	Ceded	Net	Direct and Assumed	Ceded	Net	Loss	Loss Expense		Losses Unpaid	Loss Expenses Unpaid
1. Prior.....	XXX	XXX	XXX	XXX	XXX	XXX			XXX	20	
2. 2010.....											
3. 2011.....											
4. Totals	XXX	XXX	XXX	XXX	XXX	XXX			XXX	20	

ANNUAL STATEMENT FOR THE YEAR 2011 OF THE NATIONWIDE INDEMNITY COMPANY

SCHEDULE P - PART 1M - INTERNATIONAL

(\$000 OMITTED)

Years in Which Premiums Were Earned and Losses Were Incurred	Premiums Earned			Loss and Loss Expense Payments								12
	1 Direct and Assumed	2 Ceded	3 Net (1 - 2)	Loss Payments		Defense and Cost Containment Payments		Adjusting and Other Payments		10 Salvage and Subrogation Received	11 Total Net Paid Cols (4 - 5 + 6 - 7 + 8 - 9)	Number of Claims Reported Direct and Assumed
				4 Direct and Assumed	5 Ceded	6 Direct and Assumed	7 Ceded	8 Direct and Assumed	9 Ceded			
1. Prior.....	XXX	XXX	XXX	432		26		56			515	XXX
2. 2002.....	(77)		(77)					8			8	XXX
3. 2003.....	232		232									XXX
4. 2004.....	287		287									XXX
5. 2005.....	738		738									XXX
6. 2006.....	128		128									XXX
7. 2007.....	215		215									XXX
8. 2008.....	109		109									XXX
9. 2009.....	20		20									XXX
10. 2010.....	49		49									XXX
11. 2011.....	89		89									XXX
12. Totals	XXX	XXX	XXX	432		26		64			523	XXX

	Losses Unpaid				Defense and Cost Containment Unpaid				Adjusting and Other Unpaid		23 Salvage and Subrogation Anticipated	24 Total Net Losses and Expenses Unpaid	25 Number of Claims Outstanding Direct and Assumed
	Case Basis		Bulk + IBNR		Case Basis		Bulk + IBNR						
	13	14	15	16	17	18	19	20	21	22			
	Direct and Assumed	Ceded	Direct and Assumed	Ceded	Direct and Assumed	Ceded	Direct and Assumed	Ceded	Direct and Assumed	Ceded			
1. Prior.....	4,762		16,068									20,830	24,998
2. 2002.....													
3. 2003.....													
4. 2004.....													
5. 2005.....													
6. 2006.....													
7. 2007.....													
8. 2008.....													
9. 2009.....													
10. 2010.....													
11. 2011.....													
12. Totals	4,762		16,068									20,830	24,998

	Total Losses and Loss Expenses Incurred			Loss and Loss Expense Percentage (Incurred /Premiums Earned)			Nontabular Discount		34 Inter-Company Pooling Participation Percentage	Net Balance Sheet Reserves After Discount	
	26	27	28	29	30	31	32	33		35	36
	Direct and Assumed	Ceded	Net	Direct and Assumed	Ceded	Net	Loss	Loss Expense		Losses Unpaid	Loss Expenses Unpaid
1. Prior.....	XXX	XXX	XXX	XXX	XXX	XXX			XXX	20,830	
2. 2002.....	8		8	(10.4)		(10.4)					
3. 2003.....											
4. 2004.....											
5. 2005.....											
6. 2006.....											
7. 2007.....											
8. 2008.....											
9. 2009.....											
10. 2010.....											
11. 2011.....											
12. Totals	XXX	XXX	XXX	XXX	XXX	XXX			XXX	20,830	

ANNUAL STATEMENT FOR THE YEAR 2011 OF THE NATIONWIDE INDEMNITY COMPANY

SCHEDULE P - PART 1N - REINSURANCE - NONPROPORTIONAL ASSUMED PROPERTY

(\$000 OMITTED)

Years in Which Premiums Were Earned and Losses Were Incurred	Premiums Earned			Loss and Loss Expense Payments								12						
	1 Direct and Assumed	2 Ceded	3 Net (1 - 2)	Loss Payments		Defense and Cost Containment Payments		Adjusting and Other Payments		10 Salvage and Subrogation Received	11 Total Net Paid Cols (4 - 5 + 6 - 7 + 8 - 9)	Number of Claims Reported Direct and Assumed						
				4		5		6					7		8		9	
				Direct and Assumed	Ceded	Direct and Assumed	Ceded	Direct and Assumed	Ceded				Direct and Assumed	Ceded	Direct and Assumed	Ceded		
1. Prior.....	XXX	XXX	XXX	(124)			(1)		24		(100)	XXX						
2. 2002.....	3,138		3,138	2							2	XXX						
3. 2003.....	8,522		8,522	15,531							15,531	XXX						
4. 2004.....	1,020		1,020									XXX						
5. 2005.....	433		433									XXX						
6. 2006.....	18		18									XXX						
7. 2007.....	8		8									XXX						
8. 2008.....	42		42									XXX						
9. 2009.....	47		47									XXX						
10. 2010.....	(2)		(2)									XXX						
11. 2011.....	(4)		(4)									XXX						
12. Totals	XXX	XXX	XXX	15,409		(1)		24			15,433	XXX						

	Losses Unpaid				Defense and Cost Containment Unpaid				Adjusting and Other Unpaid		23	24	25
	Case Basis		Bulk + IBNR		Case Basis		Bulk + IBNR						
	13	14	15	16	17	18	19	20	21	22			
	Direct and Assumed	Ceded	Direct and Assumed	Ceded	Direct and Assumed	Ceded	Direct and Assumed	Ceded	Direct and Assumed	Ceded			
1. Prior.....	1,477		885									2,362	XXX
2. 2002.....													XXX
3. 2003.....													XXX
4. 2004.....													XXX
5. 2005.....													XXX
6. 2006.....													XXX
7. 2007.....													XXX
8. 2008.....													XXX
9. 2009.....													XXX
10. 2010.....													XXX
11. 2011.....													XXX
12. Totals	1,478		885									2,363	XXX

	Total Losses and Loss Expenses Incurred			Loss and Loss Expense Percentage (Incurred /Premiums Earned)			Nontabular Discount		34	Net Balance Sheet Reserves After Discount	
	26	27	28	29	30	31	32	33		35	36
	Direct and Assumed	Ceded	Net	Direct and Assumed	Ceded	Net	Loss	Loss Expense		Losses Unpaid	Loss Expenses Unpaid
1. Prior.....	XXX	XXX	XXX	XXX	XXX	XXX			XXX	2,362	
2. 2002.....	2		2	0.1		0.1					
3. 2003.....	15,531		15,531	182.2		182.2					
4. 2004.....											
5. 2005.....											
6. 2006.....											
7. 2007.....											
8. 2008.....											
9. 2009.....											
10. 2010.....											
11. 2011.....											
12. Totals	XXX	XXX	XXX	XXX	XXX	XXX			XXX	2,363	

ANNUAL STATEMENT FOR THE YEAR 2011 OF THE NATIONWIDE INDEMNITY COMPANY

SCHEDULE P - PART 10 - REINSURANCE - NONPROPORTIONAL ASSUMED LIABILITY

(\$000 OMITTED)

Years in Which Premiums Were Earned and Losses Were Incurred	Premiums Earned			Loss and Loss Expense Payments								12
	1 Direct and Assumed	2 Ceded	3 Net (1 - 2)	Loss Payments		Defense and Cost Containment Payments		Adjusting and Other Payments		10 Salvage and Subrogation Received	11 Total Net Paid Cols (4 - 5 + 6 - 7 + 8 - 9)	Number of Claims Reported Direct and Assumed
				4	5	6	7	8	9			
				Direct and Assumed	Ceded	Direct and Assumed	Ceded	Direct and Assumed	Ceded			
1. Prior.....	XXX	XXX	XXX	25,684		1,948		798			28,431	XXX
2. 2002.....	32		32					68			68	XXX
3. 2003.....	196		196					681			681	XXX
4. 2004.....	56		56									XXX
5. 2005.....	41		41									XXX
6. 2006.....								(72)			(72)	XXX
7. 2007.....	104		104									XXX
8. 2008.....	7		7					208			208	XXX
9. 2009.....	219		219									XXX
10. 2010.....	226		226									XXX
11. 2011.....	9		9									XXX
12. Totals	XXX	XXX	XXX	25,684		1,948		1,683			29,316	XXX

	Losses Unpaid				Defense and Cost Containment Unpaid				Adjusting and Other Unpaid		23	24	25
	Case Basis		Bulk + IBNR		Case Basis		Bulk + IBNR						
	13	14	15	16	17	18	19	20	21	22			
	Direct and Assumed	Ceded	Direct and Assumed	Ceded	Direct and Assumed	Ceded	Direct and Assumed	Ceded	Direct and Assumed	Ceded			
1. Prior.....	131,146		320,513		3,969		31,045		(1,289)			485,385	XXX
2. 2002.....													XXX
3. 2003.....													XXX
4. 2004.....													XXX
5. 2005.....													XXX
6. 2006.....													XXX
7. 2007.....													XXX
8. 2008.....													XXX
9. 2009.....													XXX
10. 2010.....													XXX
11. 2011.....													XXX
12. Totals	131,146		320,513		3,969		31,045		(1,289)			485,385	XXX

	Total Losses and Loss Expenses Incurred			Loss and Loss Expense Percentage (Incurred /Premiums Earned)			Nontabular Discount		34	Net Balance Sheet Reserves After Discount	
	26	27	28	29	30	31	32	33		35	36
	Direct and Assumed	Ceded	Net	Direct and Assumed	Ceded	Net	Loss	Loss Expense		Losses Unpaid	Loss Expenses Unpaid
1. Prior.....	XXX	XXX	XXX	XXX	XXX	XXX			XXX	451,659	33,726
2. 2002.....	68		68	212.5		212.5					
3. 2003.....	681		681	347.4		347.4					
4. 2004.....											
5. 2005.....											
6. 2006.....	(72)		(72)								
7. 2007.....											
8. 2008.....	208		208	2,809.1		2,809.1					
9. 2009.....											
10. 2010.....											
11. 2011.....											
12. Totals	XXX	XXX	XXX	XXX	XXX	XXX			XXX	451,659	33,726

ANNUAL STATEMENT FOR THE YEAR 2011 OF THE NATIONWIDE INDEMNITY COMPANY

SCHEDULE P - PART 1P - REINSURANCE - NONPROPORTIONAL ASSUMED FINANCIAL LINES

(\$000 OMITTED)

Years in Which Premiums Were Earned and Losses Were Incurred	Premiums Earned			Loss and Loss Expense Payments								12
	1 Direct and Assumed	2 Ceded	3 Net (1 - 2)	Loss Payments		Defense and Cost Containment Payments		Adjusting and Other Payments		10 Salvage and Subrogation Received	11 Total Net Paid Cols (4 - 5 + 6 - 7 + 8 - 9)	Number of Claims Reported Direct and Assumed
				4 Direct and Assumed	5 Ceded	6 Direct and Assumed	7 Ceded	8 Direct and Assumed	9 Ceded			
1. Prior.....	XXX	XXX	XXX									XXX
2. 2002.....												XXX
3. 2003.....												XXX
4. 2004.....												XXX
5. 2005.....												XXX
6. 2006.....												XXX
7. 2007.....												XXX
8. 2008.....												XXX
9. 2009.....												XXX
10. 2010.....												XXX
11. 2011.....												XXX
12. Totals	XXX	XXX	XXX									XXX

	Losses Unpaid				Defense and Cost Containment Unpaid				Adjusting and Other Unpaid		23 Salvage and Subrogation Anticipated	24 Total Net Losses and Expenses Unpaid	25 Number of Claims Outstanding Direct and Assumed
	Case Basis		Bulk + IBNR		Case Basis		Bulk + IBNR						
	13	14	15	16	17	18	19	20	21	22			
	Direct and Assumed	Ceded	Direct and Assumed	Ceded	Direct and Assumed	Ceded	Direct and Assumed	Ceded	Direct and Assumed	Ceded			
1. Prior.....			29									29	XXX
2. 2002.....													XXX
3. 2003.....													XXX
4. 2004.....													XXX
5. 2005.....													XXX
6. 2006.....													XXX
7. 2007.....													XXX
8. 2008.....													XXX
9. 2009.....													XXX
10. 2010.....													XXX
11. 2011.....													XXX
12. Totals			29									29	XXX

	Total Losses and Loss Expenses Incurred			Loss and Loss Expense Percentage (Incurred /Premiums Earned)			Nontabular Discount		34 Inter-Company Pooling Participation Percentage	Net Balance Sheet Reserves After Discount	
	26	27	28	29	30	31	32	33		35	36
	Direct and Assumed	Ceded	Net	Direct and Assumed	Ceded	Net	Loss	Loss Expense		Losses Unpaid	Loss Expenses Unpaid
1. Prior.....	XXX	XXX	XXX	XXX	XXX	XXX			XXX	29	
2. 2002.....											
3. 2003.....											
4. 2004.....											
5. 2005.....											
6. 2006.....											
7. 2007.....											
8. 2008.....											
9. 2009.....											
10. 2010.....											
11. 2011.....											
12. Totals	XXX	XXX	XXX	XXX	XXX	XXX			XXX	29	

ANNUAL STATEMENT FOR THE YEAR 2011 OF THE NATIONWIDE INDEMNITY COMPANY
SCHEDULE P - PART 1R - SECTION 1 - PRODUCTS LIABILITY - OCCURRENCE
(\$000 OMITTED)

Years in Which Premiums Were Earned and Losses Were Incurred	Premiums Earned			Loss and Loss Expense Payments							12	
	1 Direct and Assumed	2 Ceded	3 Net (1 - 2)	Loss Payments		Defense and Cost Containment Payments		Adjusting and Other Payments		10 Salvage and Subrogation Received	11 Total Net Paid Cols (4 - 5 + 6 - 7 + 8 - 9)	Number of Claims Reported Direct and Assumed
				4 Direct and Assumed	5 Ceded	6 Direct and Assumed	7 Ceded	8 Direct and Assumed	9 Ceded			
1. Prior.....	XXX	XXX	XXX	41,760		56,897		1,650			100,306	XXX
2. 2002.....	(33)		(33)					237			237	
3. 2003.....	68		68					1,452			1,452	
4. 2004.....	404		404									
5. 2005.....	23		23					6			6	
6. 2006.....	(5)		(5)									
7. 2007.....	3		3									
8. 2008.....	1		1									
9. 2009.....	272		272									
10. 2010.....	49		49									
11. 2011.....	1		1									
12. Totals	XXX	XXX	XXX	41,760		56,897		3,345			102,001	XXX

	Losses Unpaid				Defense and Cost Containment Unpaid				Adjusting and Other Unpaid		23 Salvage and Subrogation Anticipated	24 Total Net Losses and Expenses Unpaid	25 Number of Claims Outstanding Direct and Assumed
	Case Basis		Bulk + IBNR		Case Basis		Bulk + IBNR						
	13	14	15	16	17	18	19	20	21	22			
	Direct and Assumed	Ceded	Direct and Assumed	Ceded	Direct and Assumed	Ceded	Direct and Assumed	Ceded	Direct and Assumed	Ceded			
1. Prior.....	165,210		490,967		192,415		108,491		14,736			971,819	139,591
2. 2002.....													
3. 2003.....													
4. 2004.....													
5. 2005.....													
6. 2006.....													
7. 2007.....													
8. 2008.....													
9. 2009.....													
10. 2010.....													
11. 2011.....													
12. Totals	165,210		490,967		192,415		108,491		14,736			971,819	139,591

	Total Losses and Loss Expenses Incurred			Loss and Loss Expense Percentage (Incurred /Premiums Earned)			Nontabular Discount		34 Inter-Company Pooling Participation Percentage	Net Balance Sheet Reserves After Discount	
	26	27	28	29	30	31	32	33		35	36
	Direct and Assumed	Ceded	Net	Direct and Assumed	Ceded	Net	Loss	Loss Expense		Losses Unpaid	Loss Expenses Unpaid
1. Prior.....	XXX	XXX	XXX	XXX	XXX	XXX			XXX	656,177	315,642
2. 2002.....	237		237	(718.2)		(718.2)					
3. 2003.....	1,452		1,452	2,135.3		2,135.3					
4. 2004.....											
5. 2005.....	6		6	26.1		26.1					
6. 2006.....											
7. 2007.....											
8. 2008.....											
9. 2009.....											
10. 2010.....											
11. 2011.....											
12. Totals	XXX	XXX	XXX	XXX	XXX	XXX			XXX	656,177	315,642

ANNUAL STATEMENT FOR THE YEAR 2011 OF THE NATIONWIDE INDEMNITY COMPANY

SCHEDULE P - PART 1R - SECTION 2 - PRODUCTS LIABILITY - CLAIMS-MADE

(\$000 OMITTED)

Years in Which Premiums Were Earned and Losses Were Incurred	Premiums Earned			Loss and Loss Expense Payments								12
	1 Direct and Assumed	2 Ceded	3 Net (1 - 2)	Loss Payments		Defense and Cost Containment Payments		Adjusting and Other Payments		10 Salvage and Subrogation Received	11 Total Net Paid Cols (4 - 5 + 6 - 7 + 8 - 9)	Number of Claims Reported Direct and Assumed
				4 Direct and Assumed	5 Ceded	6 Direct and Assumed	7 Ceded	8 Direct and Assumed	9 Ceded			
1. Prior.....	XXX	XXX	XXX	189							189	XXX
2. 2002.....												
3. 2003.....												
4. 2004.....												
5. 2005.....												
6. 2006.....												
7. 2007.....												
8. 2008.....												
9. 2009.....												
10. 2010.....												
11. 2011.....												
12. Totals	XXX	XXX	XXX	189							189	XXX

	Losses Unpaid				Defense and Cost Containment Unpaid				Adjusting and Other Unpaid		23 Salvage and Subrogation Anticipated	24 Total Net Losses and Expenses Unpaid	25 Number of Claims Outstanding Direct and Assumed
	Case Basis		Bulk + IBNR		Case Basis		Bulk + IBNR						
	13	14	15	16	17	18	19	20	21	22			
	Direct and Assumed	Ceded	Direct and Assumed	Ceded	Direct and Assumed	Ceded	Direct and Assumed	Ceded	Direct and Assumed	Ceded			
1. Prior.....	42		11				24					77	93
2. 2002.....													
3. 2003.....													
4. 2004.....													
5. 2005.....													
6. 2006.....													
7. 2007.....													
8. 2008.....													
9. 2009.....													
10. 2010.....													
11. 2011.....													
12. Totals	42		11				24					77	93

	Total Losses and Loss Expenses Incurred			Loss and Loss Expense Percentage (Incurred /Premiums Earned)			Nontabular Discount		34	Net Balance Sheet Reserves After Discount	
	26	27	28	29	30	31	32	33	Inter- Company Pooling Participation Percentage	35	36
	Direct and Assumed	Ceded	Net	Direct and Assumed	Ceded	Net	Loss	Loss Expense		Losses Unpaid	Loss Expenses Unpaid
1. Prior.....	XXX	XXX	XXX	XXX	XXX	XXX			XXX	53	24
2. 2002.....											
3. 2003.....											
4. 2004.....											
5. 2005.....											
6. 2006.....											
7. 2007.....											
8. 2008.....											
9. 2009.....											
10. 2010.....											
11. 2011.....											
12. Totals	XXX	XXX	XXX	XXX	XXX	XXX			XXX	53	24

Schedule P - Part 1S - Financial Guaranty/Mortgage Guaranty

N O N E

Schedule P - Part 1T - Warranty

N O N E

ANNUAL STATEMENT FOR THE YEAR 2011 OF THE NATIONWIDE INDEMNITY COMPANY

SCHEDULE P - PART 2A - HOMEOWNERS/FARMOWNERS

Years in Which Losses Were Incurred	INCURRED NET LOSSES AND DEFENSE AND COST CONTAINMENT EXPENSES REPORTED AT YEAR END (\$000 OMITTED)										DEVELOPMENT	
	1 2002	2 2003	3 2004	4 2005	5 2006	6 2007	7 2008	8 2009	9 2010	10 2011	11 One Year	12 Two Year
1. Prior.....	379	566	609	732	901	772	779	715	712	865	153	150
2. 2002.....												
3. 2003.....	XXX											
4. 2004.....	XXX	XXX										
5. 2005.....	XXX	XXX	XXX									
6. 2006.....	XXX	XXX	XXX	XXX								
7. 2007.....	XXX	XXX	XXX	XXX	XXX							
8. 2008.....	XXX	XXX	XXX	XXX	XXX	XXX						
9. 2009.....	XXX	XXX	XXX	XXX	XXX	XXX	XXX					
10. 2010.....	XXX	XXX	XXX	XXX	XXX	XXX	XXX	XXX				XXX
11. 2011.....	XXX	XXX	XXX	XXX	XXX	XXX	XXX	XXX	XXX		XXX	XXX
12. Totals											153	150

SCHEDULE P - PART 2B - PRIVATE PASSENGER AUTO LIABILITY/MEDICAL

1. Prior.....	33,415	56,223	56,118	54,116	50,989	48,460	37,752	38,477	38,626	5,467	(33,160)	(33,010)
2. 2002.....												
3. 2003.....	XXX											
4. 2004.....	XXX	XXX										
5. 2005.....	XXX	XXX	XXX									
6. 2006.....	XXX	XXX	XXX	XXX								
7. 2007.....	XXX	XXX	XXX	XXX	XXX							
8. 2008.....	XXX	XXX	XXX	XXX	XXX	XXX						
9. 2009.....	XXX	XXX	XXX	XXX	XXX	XXX	XXX					
10. 2010.....	XXX	XXX	XXX	XXX	XXX	XXX	XXX	XXX				XXX
11. 2011.....	XXX	XXX	XXX	XXX	XXX	XXX	XXX	XXX	XXX		XXX	XXX
12. Totals											(33,160)	(33,010)

SCHEDULE P - PART 2C - COMMERCIAL AUTO/TRUCK LIABILITY/MEDICAL

1. Prior.....	23,172	12,450	3,097	3,106	3,120	3,379	5,363	6,168	5,483	1,612	(3,871)	(4,556)
2. 2002.....	907	2,239	1,941	1,623	1,390	1,365	1,344	1,343	1,336	1,336	1	(6)
3. 2003.....	XXX	14										
4. 2004.....	XXX	XXX										
5. 2005.....	XXX	XXX	XXX									
6. 2006.....	XXX	XXX	XXX	XXX								
7. 2007.....	XXX	XXX	XXX	XXX	XXX							
8. 2008.....	XXX	XXX	XXX	XXX	XXX	XXX						
9. 2009.....	XXX	XXX	XXX	XXX	XXX	XXX	XXX					
10. 2010.....	XXX	XXX	XXX	XXX	XXX	XXX	XXX	XXX				XXX
11. 2011.....	XXX	XXX	XXX	XXX	XXX	XXX	XXX	XXX	XXX		XXX	XXX
12. Totals											(3,870)	(4,562)

SCHEDULE P - PART 2D - WORKERS' COMPENSATION
(EXCLUDING EXCESS WORKERS' COMPENSATION)

1. Prior.....	47,218	49,799	40,485	39,838	50,045	46,799	49,830	49,925	63,276	59,859	(3,417)	9,934
2. 2002.....												
3. 2003.....	XXX											
4. 2004.....	XXX	XXX										
5. 2005.....	XXX	XXX	XXX									
6. 2006.....	XXX	XXX	XXX	XXX								
7. 2007.....	XXX	XXX	XXX	XXX	XXX							
8. 2008.....	XXX	XXX	XXX	XXX	XXX	XXX						
9. 2009.....	XXX	XXX	XXX	XXX	XXX	XXX	XXX					
10. 2010.....	XXX	XXX	XXX	XXX	XXX	XXX	XXX	XXX				XXX
11. 2011.....	XXX	XXX	XXX	XXX	XXX	XXX	XXX	XXX	XXX		XXX	XXX
12. Totals											(3,417)	9,934

SCHEDULE P - PART 2E - COMMERCIAL MULTIPLE PERIL

1. Prior.....	72,439	105,819	152,172	177,352	168,291	158,663	165,649	175,458	184,140	155,976	(28,164)	(19,482)
2. 2002.....	1	5	13	9	18	20	20	28	28	28		
3. 2003.....	XXX											
4. 2004.....	XXX	XXX										
5. 2005.....	XXX	XXX	XXX									
6. 2006.....	XXX	XXX	XXX	XXX								
7. 2007.....	XXX	XXX	XXX	XXX	XXX							
8. 2008.....	XXX	XXX	XXX	XXX	XXX	XXX						
9. 2009.....	XXX	XXX	XXX	XXX	XXX	XXX	XXX					
10. 2010.....	XXX	XXX	XXX	XXX	XXX	XXX	XXX	XXX				XXX
11. 2011.....	XXX	XXX	XXX	XXX	XXX	XXX	XXX	XXX	XXX		XXX	XXX
12. Totals											(28,164)	(19,482)

ANNUAL STATEMENT FOR THE YEAR 2011 OF THE NATIONWIDE INDEMNITY COMPANY

SCHEDULE P - PART 2F - SECTION 1 - MEDICAL PROFESSIONAL LIABILITY - OCCURRENCE

Years in Which Losses Were Incurred	INCURRED NET LOSSES AND DEFENSE AND COST CONTAINMENT EXPENSES REPORTED AT YEAR END (\$000 OMITTED)										DEVELOPMENT	
	1 2002	2 2003	3 2004	4 2005	5 2006	6 2007	7 2008	8 2009	9 2010	10 2011	11 One Year	12 Two Year
1. Prior.....	12,491	8,220	6,279	1,981	2,000	1,832	1,848	1,848	1,812	1,713	(99)	(135)
2. 2002.....												
3. 2003.....	XXX											
4. 2004.....	XXX	XXX										
5. 2005.....	XXX	XXX	XXX									
6. 2006.....	XXX	XXX	XXX	XXX								
7. 2007.....	XXX	XXX	XXX	XXX	XXX							
8. 2008.....	XXX	XXX	XXX	XXX	XXX	XXX						
9. 2009.....	XXX	XXX	XXX	XXX	XXX	XXX	XXX					
10. 2010.....	XXX	XXX	XXX	XXX	XXX	XXX	XXX	XXX				XXX
11. 2011.....	XXX	XXX	XXX	XXX	XXX	XXX	XXX	XXX	XXX		XXX	XXX
12. Totals											(99)	(135)

SCHEDULE P - PART 2F - SECTION 2 - MEDICAL PROFESSIONAL LIABILITY - CLAIMS-MADE

1. Prior.....				10	33	33	33	33	33	33		
2. 2002.....												
3. 2003.....	XXX											
4. 2004.....	XXX	XXX										
5. 2005.....	XXX	XXX	XXX									
6. 2006.....	XXX	XXX	XXX	XXX								
7. 2007.....	XXX	XXX	XXX	XXX	XXX							
8. 2008.....	XXX	XXX	XXX	XXX	XXX	XXX						
9. 2009.....	XXX	XXX	XXX	XXX	XXX	XXX	XXX					
10. 2010.....	XXX	XXX	XXX	XXX	XXX	XXX	XXX	XXX				XXX
11. 2011.....	XXX	XXX	XXX	XXX	XXX	XXX	XXX	XXX	XXX		XXX	XXX
12. Totals												

SCHEDULE P - PART 2G - SPECIAL LIABILITY (OCEAN MARINE, AIRCRAFT (ALL PERILS),
BOILER AND MACHINERY)

1. Prior.....	6,709	5,694	5,608	5,735	6,262	5,784	5,160	5,113	4,873	4,557	(316)	(556)
2. 2002.....		3	1	1	1	1	1	1	1		(1)	(1)
3. 2003.....	XXX											
4. 2004.....	XXX	XXX										
5. 2005.....	XXX	XXX	XXX									
6. 2006.....	XXX	XXX	XXX	XXX								
7. 2007.....	XXX	XXX	XXX	XXX	XXX							
8. 2008.....	XXX	XXX	XXX	XXX	XXX	XXX						
9. 2009.....	XXX	XXX	XXX	XXX	XXX	XXX	XXX					
10. 2010.....	XXX	XXX	XXX	XXX	XXX	XXX	XXX	XXX				XXX
11. 2011.....	XXX	XXX	XXX	XXX	XXX	XXX	XXX	XXX	XXX		XXX	XXX
12. Totals											(318)	(557)

SCHEDULE P - PART 2H - SECTION 1 - OTHER LIABILITY - OCCURRENCE

1. Prior.....	705,513	850,388	1,172,814	1,666,990	1,678,988	1,722,368	1,658,244	1,636,430	1,565,482	829,422	(736,060)	(807,008)
2. 2002.....	435	2,293	1,978	1,737	1,663	1,720	1,643	1,640	1,519	1,516	(2)	(124)
3. 2003.....	XXX	6	1	1								
4. 2004.....	XXX	XXX										
5. 2005.....	XXX	XXX	XXX									
6. 2006.....	XXX	XXX	XXX	XXX								
7. 2007.....	XXX	XXX	XXX	XXX	XXX							
8. 2008.....	XXX	XXX	XXX	XXX	XXX	XXX						
9. 2009.....	XXX	XXX	XXX	XXX	XXX	XXX	XXX					
10. 2010.....	XXX	XXX	XXX	XXX	XXX	XXX	XXX	XXX				XXX
11. 2011.....	XXX	XXX	XXX	XXX	XXX	XXX	XXX	XXX	XXX		XXX	XXX
12. Totals											(736,063)	(807,132)

SCHEDULE P - PART 2H - SECTION 2 - OTHER LIABILITY - CLAIMS-MADE

1. Prior.....	90	336	449	656	679	815	811	810	947	903	(44)	93
2. 2002.....												
3. 2003.....	XXX											
4. 2004.....	XXX	XXX										
5. 2005.....	XXX	XXX	XXX									
6. 2006.....	XXX	XXX	XXX	XXX								
7. 2007.....	XXX	XXX	XXX	XXX	XXX							
8. 2008.....	XXX	XXX	XXX	XXX	XXX	XXX						
9. 2009.....	XXX	XXX	XXX	XXX	XXX	XXX	XXX					
10. 2010.....	XXX	XXX	XXX	XXX	XXX	XXX	XXX	XXX				XXX
11. 2011.....	XXX	XXX	XXX	XXX	XXX	XXX	XXX	XXX	XXX		XXX	XXX
12. Totals											(44)	93

ANNUAL STATEMENT FOR THE YEAR 2011 OF THE NATIONWIDE INDEMNITY COMPANY

SCHEDULE P - PART 2I - SPECIAL PROPERTY (FIRE, ALLIED LINES, INLAND MARINE, EARTHQUAKE, BURGLARY, AND THEFT)

Years in Which Losses Were Incurred	INCURRED NET LOSSES AND DEFENSE AND COST CONTAINMENT EXPENSES REPORTED AT YEAR END (\$000 OMITTED)										DEVELOPMENT	
	1 2002	2 2003	3 2004	4 2005	5 2006	6 2007	7 2008	8 2009	9 2010	10 2011	11 One Year	12 Two Year
1. Prior.....	XXX	XXX	XXX	XXX	XXX	XXX	XXX	6,767	11,601	8,040	(3,562)	1,272
2. 2010.....	XXX	XXX	XXX	XXX	XXX	XXX	XXX	XXX				XXX
3. 2011.....	XXX	XXX	XXX	XXX	XXX	XXX	XXX	XXX	XXX		XXX	XXX
4. Totals											(3,562)	1,272

SCHEDULE P - PART 2J - AUTO PHYSICAL DAMAGE

1. Prior.....	XXX	XXX	XXX	XXX	XXX	XXX	XXX	4	(3)	7	10	2
2. 2010.....	XXX	XXX	XXX	XXX	XXX	XXX	XXX	XXX				XXX
3. 2011.....	XXX	XXX	XXX	XXX	XXX	XXX	XXX	XXX	XXX		XXX	XXX
4. Totals											10	2

SCHEDULE P - PART 2K - FIDELITY/SURETY

1. Prior.....	XXX	XXX	XXX	XXX	XXX	XXX	XXX	2,705	2,626	2,217	(409)	(488)
2. 2010.....	XXX	XXX	XXX	XXX	XXX	XXX	XXX	XXX				XXX
3. 2011.....	XXX	XXX	XXX	XXX	XXX	XXX	XXX	XXX	XXX		XXX	XXX
4. Totals											(409)	(488)

SCHEDULE P - PART 2L - OTHER (INCLUDING CREDIT, ACCIDENT AND HEALTH)

1. Prior.....	XXX	XXX	XXX	XXX	XXX	XXX	XXX	59	64	33	(31)	(26)
2. 2010.....	XXX	XXX	XXX	XXX	XXX	XXX	XXX	XXX				XXX
3. 2011.....	XXX	XXX	XXX	XXX	XXX	XXX	XXX	XXX	XXX		XXX	XXX
4. Totals											(31)	(26)

SCHEDULE P - PART 2M - INTERNATIONAL

1. Prior.....	173,784	176,204	210,279	32,144	42,521	39,341	60,134	52,134	40,877	29,228	(11,650)	(22,906)
2. 2002.....												
3. 2003.....	XXX											
4. 2004.....	XXX	XXX										
5. 2005.....	XXX	XXX	XXX									
6. 2006.....	XXX	XXX	XXX	XXX								
7. 2007.....	XXX	XXX	XXX	XXX	XXX							
8. 2008.....	XXX	XXX	XXX	XXX	XXX	XXX						
9. 2009.....	XXX	XXX	XXX	XXX	XXX	XXX	XXX					
10. 2010.....	XXX	XXX	XXX	XXX	XXX	XXX	XXX	XXX				XXX
11. 2011.....	XXX	XXX	XXX	XXX	XXX	XXX	XXX	XXX	XXX		XXX	XXX
12. Totals											(11,650)	(22,906)

ANNUAL STATEMENT FOR THE YEAR 2011 OF THE NATIONWIDE INDEMNITY COMPANY

SCHEDULE P - PART 2N - REINSURANCE
NONPROPORTIONAL ASSUMED PROPERTY

Years in Which Losses Were Incurred	INCURRED NET LOSSES AND DEFENSE AND COST CONTAINMENT EXPENSES REPORTED AT YEAR END (\$000 OMITTED)										DEVELOPMENT	
	1 2002	2 2003	3 2004	4 2005	5 2006	6 2007	7 2008	8 2009	9 2010	10 2011	11 One Year	12 Two Year
1. Prior.....	15,887	2,602	(1,406)	(5,121)	(10,487)	(11,232)	(13,918)	(7,929)	(12,141)	(8,226)	3,914	(298)
2. 2002.....	950	77	40	15	2	1	1	1	1	2	1	1
3. 2003.....	XXX	16,209	16,032	14,272	15,531	15,531	15,531	15,531	15,531	15,531		
4. 2004.....	XXX	XXX										
5. 2005.....	XXX	XXX	XXX									
6. 2006.....	XXX	XXX	XXX	XXX								
7. 2007.....	XXX	XXX	XXX	XXX	XXX							
8. 2008.....	XXX	XXX	XXX	XXX	XXX	XXX						
9. 2009.....	XXX	XXX	XXX	XXX	XXX	XXX	XXX					
10. 2010.....	XXX	XXX	XXX	XXX	XXX	XXX	XXX	XXX				XXX
11. 2011.....	XXX	XXX	XXX	XXX	XXX	XXX	XXX	XXX	XXX		XXX	XXX
12. Totals											3,916	(296)

SCHEDULE P - PART 2O - REINSURANCE
NONPROPORTIONAL ASSUMED LIABILITY

1. Prior.....	383,966	466,731	484,396	529,677	574,081	672,908	672,151	567,020	615,699	830,929	215,230	263,909
2. 2002.....												
3. 2003.....	XXX											
4. 2004.....	XXX	XXX										
5. 2005.....	XXX	XXX	XXX									
6. 2006.....	XXX	XXX	XXX	XXX								
7. 2007.....	XXX	XXX	XXX	XXX	XXX							
8. 2008.....	XXX	XXX	XXX	XXX	XXX	XXX						
9. 2009.....	XXX	XXX	XXX	XXX	XXX	XXX	XXX					
10. 2010.....	XXX	XXX	XXX	XXX	XXX	XXX	XXX	XXX				XXX
11. 2011.....	XXX	XXX	XXX	XXX	XXX	XXX	XXX	XXX	XXX		XXX	XXX
12. Totals											215,230	263,909

SCHEDULE P - PART 2P - REINSURANCE
NONPROPORTIONAL ASSUMED FINANCIAL LINES

1. Prior.....				485	485	485	485	485	485	514	29	29
2. 2002.....												
3. 2003.....	XXX											
4. 2004.....	XXX	XXX										
5. 2005.....	XXX	XXX	XXX									
6. 2006.....	XXX	XXX	XXX	XXX								
7. 2007.....	XXX	XXX	XXX	XXX	XXX							
8. 2008.....	XXX	XXX	XXX	XXX	XXX	XXX						
9. 2009.....	XXX	XXX	XXX	XXX	XXX	XXX	XXX					
10. 2010.....	XXX	XXX	XXX	XXX	XXX	XXX	XXX	XXX				XXX
11. 2011.....	XXX	XXX	XXX	XXX	XXX	XXX	XXX	XXX	XXX		XXX	XXX
12. Totals											29	29

ANNUAL STATEMENT FOR THE YEAR 2011 OF THE NATIONWIDE INDEMNITY COMPANY

SCHEDULE P - PART 2R - SECTION 1 - PRODUCTS LIABILITY - OCCURENCE

Years in Which Losses Were Incurred	INCURRED NET LOSSES AND DEFENSE AND COST CONTAINMENT EXPENSES REPORTED AT YEAR END (\$000 OMITTED)										DEVELOPMENT	
	1 2002	2 2003	3 2004	4 2005	5 2006	6 2007	7 2008	8 2009	9 2010	10 2011	11 One Year	12 Two Year
1. Prior.....	307,899	399,408	559,449	776,232	897,720	944,159	1,017,405	1,130,219	1,212,169	1,820,665	608,496	690,446
2. 2002.....	8	8	9	9		9	9	9	8		(8)	(9)
3. 2003.....	XXX											
4. 2004.....	XXX	XXX										
5. 2005.....	XXX	XXX	XXX									
6. 2006.....	XXX	XXX	XXX	XXX								
7. 2007.....	XXX	XXX	XXX	XXX	XXX							
8. 2008.....	XXX	XXX	XXX	XXX	XXX	XXX						
9. 2009.....	XXX	XXX	XXX	XXX	XXX	XXX	XXX					
10. 2010.....	XXX	XXX	XXX	XXX	XXX	XXX	XXX	XXX				XXX
11. 2011.....	XXX	XXX	XXX	XXX	XXX	XXX	XXX	XXX	XXX		XXX	XXX
12. Totals											608,488	690,438

SCHEDULE P - PART 2R - SECTION 2 - PRODUCTS LIABILITY - CLAIMS-MADE

1. Prior.....	(19)	402	459	503	16	372	355	375	421	192	(229)	(182)
2. 2002.....												
3. 2003.....	XXX											
4. 2004.....	XXX	XXX										
5. 2005.....	XXX	XXX	XXX									
6. 2006.....	XXX	XXX	XXX	XXX								
7. 2007.....	XXX	XXX	XXX	XXX	XXX							
8. 2008.....	XXX	XXX	XXX	XXX	XXX	XXX						
9. 2009.....	XXX	XXX	XXX	XXX	XXX	XXX	XXX					
10. 2010.....	XXX	XXX	XXX	XXX	XXX	XXX	XXX	XXX				XXX
11. 2011.....	XXX	XXX	XXX	XXX	XXX	XXX	XXX	XXX	XXX		XXX	XXX
12. Totals											(229)	(182)

SCHEDULE P - PART 2S - FINANCIAL GUARANTY/MORTGAGE GUARANTY

1. Prior.....	XXX	XXX	XXX	XXX	XXX	XXX	XXX					
2. 2010.....	XXX	XXX	XXX	XXX	XXX	XXX	XXX	XXX				XXX
3. 2011.....	XXX	XXX	XXX	XXX	XXX	XXX	XXX	XXX	XXX		XXX	XXX
4. Totals												

SCHEDULE P - PART 2T - WARRANTY

1. Prior.....	XXX	XXX	XXX	XXX	XXX	XXX	XXX					
2. 2010.....	XXX	XXX	XXX	XXX	XXX	XXX	XXX	XXX				XXX
3. 2011.....	XXX	XXX	XXX	XXX	XXX	XXX	XXX	XXX	XXX		XXX	XXX
4. Totals												

ANNUAL STATEMENT FOR THE YEAR 2011 OF THE NATIONWIDE INDEMNITY COMPANY

SCHEDULE P - PART 3A - HOMEOWNERS/FARMOWNERS

Years in Which Losses Were Incurred	CUMULATIVE PAID NET LOSSES AND DEFENSE AND COST CONTAINMENT EXPENSES REPORTED AT YEAR END (\$000 OMITTED)										11 Number of Claims Closed With Loss Payment	12 Number of Claims Closed Without Loss Payment
	1	2	3	4	5	6	7	8	9	10		
	2002	2003	2004	2005	2006	2007	2008	2009	2010	2011		
1. Prior.....	.000	.263	.245	.435	.730	.737	.735	.737	.735	.857	.53	
2. 2002.....												
3. 2003.....	XXX											
4. 2004.....	XXX	XXX										
5. 2005.....	XXX	XXX	XXX									
6. 2006.....	XXX	XXX	XXX	XXX								
7. 2007.....	XXX	XXX	XXX	XXX	XXX							
8. 2008.....	XXX	XXX	XXX	XXX	XXX	XXX						
9. 2009.....	XXX	XXX	XXX	XXX	XXX	XXX	XXX					
10. 2010.....	XXX	XXX	XXX	XXX	XXX	XXX	XXX	XXX				
11. 2011.....	XXX	XXX	XXX	XXX	XXX	XXX	XXX	XXX	XXX			

SCHEDULE P - PART 3B - PRIVATE PASSENGER AUTO LIABILITY/MEDICAL

1. Prior.....	.000	(6,707)	(6,644)	(2,089)	(1,492)	(1,383)	(1,161)	(665)	(435)	(67)	.474	
2. 2002.....												
3. 2003.....	XXX											
4. 2004.....	XXX	XXX										
5. 2005.....	XXX	XXX	XXX									
6. 2006.....	XXX	XXX	XXX	XXX								
7. 2007.....	XXX	XXX	XXX	XXX	XXX							
8. 2008.....	XXX	XXX	XXX	XXX	XXX	XXX						
9. 2009.....	XXX	XXX	XXX	XXX	XXX	XXX	XXX					
10. 2010.....	XXX	XXX	XXX	XXX	XXX	XXX	XXX	XXX				
11. 2011.....	XXX	XXX	XXX	XXX	XXX	XXX	XXX	XXX	XXX			

SCHEDULE P - PART 3C - COMMERCIAL AUTO/TRUCK LIABILITY/MEDICAL

1. Prior.....	.000	(4,354)	(3,042)	(1,109)	(209)	(540)	.10	.725	(424)	(198)	(1,778)	
2. 2002.....	.586	.869	1,110	1,206	1,329	1,329	1,329	1,329	1,329	1,329	.132	.133
3. 2003.....	XXX										.29	.13
4. 2004.....	XXX	XXX										
5. 2005.....	XXX	XXX	XXX									
6. 2006.....	XXX	XXX	XXX	XXX								
7. 2007.....	XXX	XXX	XXX	XXX	XXX							
8. 2008.....	XXX	XXX	XXX	XXX	XXX	XXX						
9. 2009.....	XXX	XXX	XXX	XXX	XXX	XXX	XXX					
10. 2010.....	XXX	XXX	XXX	XXX	XXX	XXX	XXX	XXX				
11. 2011.....	XXX	XXX	XXX	XXX	XXX	XXX	XXX	XXX	XXX			

**SCHEDULE P - PART 3D - WORKERS' COMPENSATION
(EXCLUDING EXCESS WORKERS' COMPENSATION)**

1. Prior.....	.000	(10,125)	(7,195)	(3,205)	.373	3,443	6,442	10,399	13,264	15,815	2,272	
2. 2002.....												
3. 2003.....	XXX											
4. 2004.....	XXX	XXX										
5. 2005.....	XXX	XXX	XXX									
6. 2006.....	XXX	XXX	XXX	XXX								
7. 2007.....	XXX	XXX	XXX	XXX	XXX							
8. 2008.....	XXX	XXX	XXX	XXX	XXX	XXX						
9. 2009.....	XXX	XXX	XXX	XXX	XXX	XXX	XXX					
10. 2010.....	XXX	XXX	XXX	XXX	XXX	XXX	XXX	XXX				
11. 2011.....	XXX	XXX	XXX	XXX	XXX	XXX	XXX	XXX	XXX			

SCHEDULE P - PART 3E - COMMERCIAL MULTIPLE PERIL

1. Prior.....	.000	(4,002)	28,273	45,627	59,734	70,938	82,320	90,205	94,824	101,221	12,027	
2. 2002.....		.2	.2	.5	.13	.14	.15	.22	.22	.23		.16
3. 2003.....	XXX											.2
4. 2004.....	XXX	XXX										
5. 2005.....	XXX	XXX	XXX									
6. 2006.....	XXX	XXX	XXX	XXX								
7. 2007.....	XXX	XXX	XXX	XXX	XXX							
8. 2008.....	XXX	XXX	XXX	XXX	XXX	XXX						
9. 2009.....	XXX	XXX	XXX	XXX	XXX	XXX	XXX					
10. 2010.....	XXX	XXX	XXX	XXX	XXX	XXX	XXX	XXX				
11. 2011.....	XXX	XXX	XXX	XXX	XXX	XXX	XXX	XXX	XXX			

ANNUAL STATEMENT FOR THE YEAR 2011 OF THE NATIONWIDE INDEMNITY COMPANY

SCHEDULE P - PART 3F - SECTION 1 - MEDICAL PROFESSIONAL LIABILITY - OCCURRENCE

Years in Which Losses Were Incurred	CUMULATIVE PAID NET LOSSES AND DEFENSE AND COST CONTAINMENT EXPENSES REPORTED AT YEAR END (\$000 OMITTED)										11 Number of Claims Closed With Loss Payment	12 Number of Claims Closed Without Loss Payment
	1	2	3	4	5	6	7	8	9	10		
	2002	2003	2004	2005	2006	2007	2008	2009	2010	2011		
1. Prior.....	.000	.86	1,051	1,689	1,715	1,782	1,795	1,794	1,790	1,812	.440	
2. 2002.....												
3. 2003.....	XXX											
4. 2004.....	XXX	XXX										
5. 2005.....	XXX	XXX	XXX									
6. 2006.....	XXX	XXX	XXX	XXX								
7. 2007.....	XXX	XXX	XXX	XXX	XXX							
8. 2008.....	XXX	XXX	XXX	XXX	XXX	XXX						
9. 2009.....	XXX	XXX	XXX	XXX	XXX	XXX	XXX					
10. 2010.....	XXX	XXX	XXX	XXX	XXX	XXX	XXX	XXX				
11. 2011.....	XXX	XXX	XXX	XXX	XXX	XXX	XXX	XXX	XXX			

SCHEDULE P - PART 3F - SECTION 2 - MEDICAL PROFESSIONAL LIABILITY - CLAIMS-MADE

1. Prior.....	.000			10	33	33	33	33	33	33	2	
2. 2002.....												
3. 2003.....	XXX											
4. 2004.....	XXX	XXX										
5. 2005.....	XXX	XXX	XXX									
6. 2006.....	XXX	XXX	XXX	XXX								
7. 2007.....	XXX	XXX	XXX	XXX	XXX							
8. 2008.....	XXX	XXX	XXX	XXX	XXX	XXX						
9. 2009.....	XXX	XXX	XXX	XXX	XXX	XXX	XXX					
10. 2010.....	XXX	XXX	XXX	XXX	XXX	XXX	XXX	XXX				
11. 2011.....	XXX	XXX	XXX	XXX	XXX	XXX	XXX	XXX	XXX			

SCHEDULE P - PART 3G - SPECIAL LIABILITY (OCEAN MARINE, AIRCRAFT (ALL PERILS),
BOILER AND MACHINERY)

1. Prior.....	.000	(838)	254	1,834	1,980	2,441	2,369	2,435	2,220	2,356	XXX	XXX
2. 2002.....											XXX	XXX
3. 2003.....	XXX										XXX	XXX
4. 2004.....	XXX	XXX									XXX	XXX
5. 2005.....	XXX	XXX	XXX								XXX	XXX
6. 2006.....	XXX	XXX	XXX	XXX							XXX	XXX
7. 2007.....	XXX	XXX	XXX	XXX	XXX						XXX	XXX
8. 2008.....	XXX	XXX	XXX	XXX	XXX	XXX					XXX	XXX
9. 2009.....	XXX	XXX	XXX	XXX	XXX	XXX	XXX				XXX	XXX
10. 2010.....	XXX	XXX	XXX	XXX	XXX	XXX	XXX	XXX			XXX	XXX
11. 2011.....	XXX	XXX	XXX	XXX	XXX	XXX	XXX	XXX	XXX		XXX	XXX

SCHEDULE P - PART 3H - SECTION 1 - OTHER LIABILITY - OCCURRENCE

1. Prior.....	.000	403	62,502	135,527	260,281	297,366	349,520	403,863	431,096	475,519	38,288	
2. 2002.....	175	396	710	808	1,036	1,160	1,234	1,348	1,392	1,393	58	81
3. 2003.....	XXX										11	13
4. 2004.....	XXX	XXX										
5. 2005.....	XXX	XXX	XXX									
6. 2006.....	XXX	XXX	XXX	XXX								
7. 2007.....	XXX	XXX	XXX	XXX	XXX							
8. 2008.....	XXX	XXX	XXX	XXX	XXX	XXX						
9. 2009.....	XXX	XXX	XXX	XXX	XXX	XXX	XXX					
10. 2010.....	XXX	XXX	XXX	XXX	XXX	XXX	XXX	XXX				
11. 2011.....	XXX	XXX	XXX	XXX	XXX	XXX	XXX	XXX	XXX			

SCHEDULE P - PART 3H - SECTION 2 - OTHER LIABILITY - CLAIMS-MADE

1. Prior.....	.000	244	375	586	588	728	728	728	897	907	360	
2. 2002.....												
3. 2003.....	XXX											
4. 2004.....	XXX	XXX										
5. 2005.....	XXX	XXX	XXX									
6. 2006.....	XXX	XXX	XXX	XXX								
7. 2007.....	XXX	XXX	XXX	XXX	XXX							
8. 2008.....	XXX	XXX	XXX	XXX	XXX	XXX						
9. 2009.....	XXX	XXX	XXX	XXX	XXX	XXX	XXX					
10. 2010.....	XXX	XXX	XXX	XXX	XXX	XXX	XXX	XXX				
11. 2011.....	XXX	XXX	XXX	XXX	XXX	XXX	XXX	XXX	XXX			

ANNUAL STATEMENT FOR THE YEAR 2011 OF THE NATIONWIDE INDEMNITY COMPANY

SCHEDULE P - PART 3I - SPECIAL PROPERTY (FIRE, ALLIED LINES, INLAND MARINE, EARTHQUAKE, BURGLARY, AND THEFT)

Years in Which Losses Were Incurred	CUMULATIVE PAID NET LOSSES AND DEFENSE AND COST CONTAINMENT EXPENSES REPORTED AT YEAR END (\$000 OMITTED)										11 Number of Claims Closed With Loss Payment	12 Number of Claims Closed Without Loss Payment
	1	2	3	4	5	6	7	8	9	10		
	2002	2003	2004	2005	2006	2007	2008	2009	2010	2011		
1. Prior.....	XXX	XXX	XXX	XXX	XXX	XXX	XXX	.000	4,998	3,810	XXX	XXX
2. 2010.....	XXX	XXX	XXX	XXX	XXX	XXX	XXX	XXX			XXX	XXX
3. 2011.....	XXX	XXX	XXX	XXX	XXX	XXX	XXX	XXX	XXX		XXX	XXX

SCHEDULE P - PART 3J - AUTO PHYSICAL DAMAGE

1. Prior.....	XXX	XXX	XXX	XXX	XXX	XXX	XXX	.000	(2)	(3)		
2. 2010.....	XXX	XXX	XXX	XXX	XXX	XXX	XXX	XXX				
3. 2011.....	XXX	XXX	XXX	XXX	XXX	XXX	XXX	XXX	XXX			

SCHEDULE P - PART 3K - FIDELITY/SURETY

1. Prior.....	XXX	XXX	XXX	XXX	XXX	XXX	XXX	.000	368	384	XXX	XXX
2. 2010.....	XXX	XXX	XXX	XXX	XXX	XXX	XXX	XXX			XXX	XXX
3. 2011.....	XXX	XXX	XXX	XXX	XXX	XXX	XXX	XXX	XXX		XXX	XXX

SCHEDULE P - PART 3L - OTHER (INCLUDING CREDIT, ACCIDENT AND HEALTH)

1. Prior.....	XXX	XXX	XXX	XXX	XXX	XXX	XXX	.000	11	13	XXX	XXX
2. 2010.....	XXX	XXX	XXX	XXX	XXX	XXX	XXX	XXX			XXX	XXX
3. 2011.....	XXX	XXX	XXX	XXX	XXX	XXX	XXX	XXX	XXX		XXX	XXX

SCHEDULE P - PART 3M - INTERNATIONAL

1. Prior.....	.000	8,076	12,496	11,630	18,211	7,693	7,781	6,668	7,939	8,398	XXX	XXX
2. 2002.....											XXX	XXX
3. 2003.....	XXX										XXX	XXX
4. 2004.....	XXX	XXX									XXX	XXX
5. 2005.....	XXX	XXX	XXX								XXX	XXX
6. 2006.....	XXX	XXX	XXX	XXX							XXX	XXX
7. 2007.....	XXX	XXX	XXX	XXX	XXX						XXX	XXX
8. 2008.....	XXX	XXX	XXX	XXX	XXX	XXX					XXX	XXX
9. 2009.....	XXX	XXX	XXX	XXX	XXX	XXX	XXX				XXX	XXX
10. 2010.....	XXX	XXX	XXX	XXX	XXX	XXX	XXX	XXX			XXX	XXX
11. 2011.....	XXX	XXX	XXX	XXX	XXX	XXX	XXX	XXX	XXX		XXX	XXX

ANNUAL STATEMENT FOR THE YEAR 2011 OF THE NATIONWIDE INDEMNITY COMPANY

SCHEDULE P - PART 3N - REINSURANCE
NONPROPORTIONAL ASSUMED PROPERTY

Years in Which Losses Were Incurred	CUMULATIVE PAID NET LOSSES AND DEFENSE AND COST CONTAINMENT EXPENSES REPORTED AT YEAR END (\$000 OMITTED)										11 Number of Claims Closed With Loss Payment	12 Number of Claims Closed Without Loss Payment
	1	2	3	4	5	6	7	8	9	10		
	2002	2003	2004	2005	2006	2007	2008	2009	2010	2011		
1. Prior.....	.000	(9,210)	(13,587)	(14,829)	(19,883)	(19,388)	(19,202)	(7,388)	(10,464)	(10,589)	XXX	XXX
2. 2002.....		2	2	2	2	2	2	2	2	2	XXX	XXX
3. 2003.....	XXX	6,950	10,126	13,635	15,531	15,531	15,531	15,531	15,531	15,531	XXX	XXX
4. 2004.....	XXX	XXX									XXX	XXX
5. 2005.....	XXX	XXX	XXX								XXX	XXX
6. 2006.....	XXX	XXX	XXX	XXX							XXX	XXX
7. 2007.....	XXX	XXX	XXX	XXX	XXX						XXX	XXX
8. 2008.....	XXX	XXX	XXX	XXX	XXX	XXX					XXX	XXX
9. 2009.....	XXX	XXX	XXX	XXX	XXX	XXX	XXX				XXX	XXX
10. 2010.....	XXX	XXX	XXX	XXX	XXX	XXX	XXX	XXX			XXX	XXX
11. 2011.....	XXX	XXX	XXX	XXX	XXX	XXX	XXX	XXX	XXX		XXX	XXX

SCHEDULE P - PART 3O - REINSURANCE
NONPROPORTIONAL ASSUMED LIABILITY

1. Prior.....	.000	28,903	74,032	100,401	125,160	154,890	194,341	245,582	316,623	344,255	XXX	XXX
2. 2002.....											XXX	XXX
3. 2003.....	XXX										XXX	XXX
4. 2004.....	XXX	XXX									XXX	XXX
5. 2005.....	XXX	XXX	XXX								XXX	XXX
6. 2006.....	XXX	XXX	XXX	XXX							XXX	XXX
7. 2007.....	XXX	XXX	XXX	XXX	XXX						XXX	XXX
8. 2008.....	XXX	XXX	XXX	XXX	XXX	XXX					XXX	XXX
9. 2009.....	XXX	XXX	XXX	XXX	XXX	XXX	XXX				XXX	XXX
10. 2010.....	XXX	XXX	XXX	XXX	XXX	XXX	XXX	XXX			XXX	XXX
11. 2011.....	XXX	XXX	XXX	XXX	XXX	XXX	XXX	XXX	XXX		XXX	XXX

SCHEDULE P - PART 3P - REINSURANCE
NONPROPORTIONAL ASSUMED FINANCIAL LINES

1. Prior.....	.000			485	485	485	485	485	485	485	XXX	XXX
2. 2002.....											XXX	XXX
3. 2003.....	XXX										XXX	XXX
4. 2004.....	XXX	XXX									XXX	XXX
5. 2005.....	XXX	XXX	XXX								XXX	XXX
6. 2006.....	XXX	XXX	XXX	XXX							XXX	XXX
7. 2007.....	XXX	XXX	XXX	XXX	XXX						XXX	XXX
8. 2008.....	XXX	XXX	XXX	XXX	XXX	XXX					XXX	XXX
9. 2009.....	XXX	XXX	XXX	XXX	XXX	XXX	XXX				XXX	XXX
10. 2010.....	XXX	XXX	XXX	XXX	XXX	XXX	XXX	XXX			XXX	XXX
11. 2011.....	XXX	XXX	XXX	XXX	XXX	XXX	XXX	XXX	XXX		XXX	XXX

ANNUAL STATEMENT FOR THE YEAR 2011 OF THE NATIONWIDE INDEMNITY COMPANY

SCHEDULE P - PART 3R - SECTION 1 - PRODUCTS LIABILITY - OCCURENCE

Years in Which Losses Were Incurred	CUMULATIVE PAID NET LOSSES AND DEFENSE AND COST CONTAINMENT EXPENSES REPORTED AT YEAR END (\$000 OMITTED)										11 Number of Claims Closed With Loss Payment	12 Number of Claims Closed Without Loss Payment
	1	2	3	4	5	6	7	8	9	10		
	2002	2003	2004	2005	2006	2007	2008	2009	2010	2011		
1. Prior	.000	.97,807	213,767	333,842	463,346	553,775	621,797	692,133	764,926	863,583	104,444	
2. 2002												
3. 2003	.XXX											
4. 2004	.XXX	.XXX										
5. 2005	.XXX	.XXX	.XXX									
6. 2006	.XXX	.XXX	.XXX	.XXX								
7. 2007	.XXX	.XXX	.XXX	.XXX	.XXX							
8. 2008	.XXX	.XXX	.XXX	.XXX	.XXX	.XXX						
9. 2009	.XXX	.XXX	.XXX	.XXX	.XXX	.XXX	.XXX					
10. 2010	.XXX	.XXX	.XXX	.XXX	.XXX	.XXX	.XXX	.XXX				
11. 2011	.XXX	.XXX	.XXX	.XXX	.XXX	.XXX	.XXX	.XXX	.XXX			

SCHEDULE P - PART 3R - SECTION 2 - PRODUCTS LIABILITY - CLAIMS-MADE

1. Prior	.000			.32	(88)	(88)	(88)	(85)	(74)	.115	.19	
2. 2002												
3. 2003	.XXX											
4. 2004	.XXX	.XXX										
5. 2005	.XXX	.XXX	.XXX									
6. 2006	.XXX	.XXX	.XXX	.XXX								
7. 2007	.XXX	.XXX	.XXX	.XXX	.XXX							
8. 2008	.XXX	.XXX	.XXX	.XXX	.XXX	.XXX						
9. 2009	.XXX	.XXX	.XXX	.XXX	.XXX	.XXX	.XXX					
10. 2010	.XXX	.XXX	.XXX	.XXX	.XXX	.XXX	.XXX	.XXX				
11. 2011	.XXX	.XXX	.XXX	.XXX	.XXX	.XXX	.XXX	.XXX	.XXX			

SCHEDULE P - PART 3S - FINANCIAL GUARANTY/MORTGAGE GUARANTY

1. Prior	.XXX	.XXX	.XXX	.XXX	.XXX	.XXX	.XXX	.000			.XXX	.XXX
2. 2010	.XXX	.XXX	.XXX	.XXX	.XXX	.XXX	.XXX	.XXX			.XXX	.XXX
3. 2011	.XXX	.XXX	.XXX	.XXX	.XXX	.XXX	.XXX	.XXX	.XXX		.XXX	.XXX

SCHEDULE P - PART 3T - WARRANTY

1. Prior	.XXX	.XXX	.XXX	.XXX	.XXX	.XXX	.XXX	.000				
2. 2010	.XXX	.XXX	.XXX	.XXX	.XXX	.XXX	.XXX	.XXX				
3. 2011	.XXX	.XXX	.XXX	.XXX	.XXX	.XXX	.XXX	.XXX	.XXX			

ANNUAL STATEMENT FOR THE YEAR 2011 OF THE NATIONWIDE INDEMNITY COMPANY

SCHEDULE P - PART 4A - HOMEOWNERS/FAROWNERS

Years in Which Losses Were Incurred	BULK AND IBNR RESERVES ON NET LOSSES AND DEFENSE AND COST CONTAINMENT EXPENSES REPORTED AT YEAR END (\$000 OMITTED)									
	1	2	3	4	5	6	7	8	9	10
	2002	2003	2004	2005	2006	2007	2008	2009	2010	2011
1. Prior.....	44	33	123	113	63	23	29	1	1	8
2. 2002.....										
3. 2003.....	XXX									
4. 2004.....	XXX	XXX								
5. 2005.....	XXX	XXX	XXX							
6. 2006.....	XXX	XXX	XXX	XXX						
7. 2007.....	XXX	XXX	XXX	XXX	XXX					
8. 2008.....	XXX	XXX	XXX	XXX	XXX	XXX				
9. 2009.....	XXX	XXX	XXX	XXX	XXX	XXX	XXX			
10. 2010.....	XXX	XXX	XXX	XXX	XXX	XXX	XXX	XXX		
11. 2011.....	XXX	XXX	XXX	XXX	XXX	XXX	XXX	XXX	XXX	

SCHEDULE P - PART 4B - PRIVATE PASSENGER AUTO LIABILITY/MEDICAL

1. Prior.....	1,529	5,361	23,762	36,363	35,563	35,574	36,595	37,568	36,621	4,111
2. 2002.....										
3. 2003.....	XXX									
4. 2004.....	XXX	XXX								
5. 2005.....	XXX	XXX	XXX							
6. 2006.....	XXX	XXX	XXX	XXX						
7. 2007.....	XXX	XXX	XXX	XXX	XXX					
8. 2008.....	XXX	XXX	XXX	XXX	XXX	XXX				
9. 2009.....	XXX	XXX	XXX	XXX	XXX	XXX	XXX			
10. 2010.....	XXX	XXX	XXX	XXX	XXX	XXX	XXX	XXX		
11. 2011.....	XXX	XXX	XXX	XXX	XXX	XXX	XXX	XXX	XXX	

SCHEDULE P - PART 4C - COMMERCIAL AUTO/TRUCK LIABILITY/MEDICAL

1. Prior.....	10,717	3,606	1,826	1,148	638	576	1,203	1,200	1,178	1,067
2. 2002.....		1,145	601	258	54	36	15	13	7	7
3. 2003.....	XXX	14								
4. 2004.....	XXX	XXX								
5. 2005.....	XXX	XXX	XXX							
6. 2006.....	XXX	XXX	XXX	XXX						
7. 2007.....	XXX	XXX	XXX	XXX	XXX					
8. 2008.....	XXX	XXX	XXX	XXX	XXX	XXX				
9. 2009.....	XXX	XXX	XXX	XXX	XXX	XXX	XXX			
10. 2010.....	XXX	XXX	XXX	XXX	XXX	XXX	XXX	XXX		
11. 2011.....	XXX	XXX	XXX	XXX	XXX	XXX	XXX	XXX	XXX	

**SCHEDULE P - PART 4D - WORKERS' COMPENSATION
(EXCLUDING EXCESS WORKERS' COMPENSATION)**

1. Prior.....	25,277	30,815	21,709	17,375	21,759	14,928	15,184	12,772	21,843	21,652
2. 2002.....										
3. 2003.....	XXX									
4. 2004.....	XXX	XXX								
5. 2005.....	XXX	XXX	XXX							
6. 2006.....	XXX	XXX	XXX	XXX						
7. 2007.....	XXX	XXX	XXX	XXX	XXX					
8. 2008.....	XXX	XXX	XXX	XXX	XXX	XXX				
9. 2009.....	XXX	XXX	XXX	XXX	XXX	XXX	XXX			
10. 2010.....	XXX	XXX	XXX	XXX	XXX	XXX	XXX	XXX		
11. 2011.....	XXX	XXX	XXX	XXX	XXX	XXX	XXX	XXX	XXX	

SCHEDULE P - PART 4E - COMMERCIAL MULTIPLE PERIL

1. Prior.....	48,136	67,313	80,492	102,220	83,837	63,688	55,451	48,232	45,365	37,772
2. 2002.....										
3. 2003.....	XXX									
4. 2004.....	XXX	XXX								
5. 2005.....	XXX	XXX	XXX							
6. 2006.....	XXX	XXX	XXX	XXX						
7. 2007.....	XXX	XXX	XXX	XXX	XXX					
8. 2008.....	XXX	XXX	XXX	XXX	XXX	XXX				
9. 2009.....	XXX	XXX	XXX	XXX	XXX	XXX	XXX			
10. 2010.....	XXX	XXX	XXX	XXX	XXX	XXX	XXX	XXX		
11. 2011.....	XXX	XXX	XXX	XXX	XXX	XXX	XXX	XXX	XXX	

ANNUAL STATEMENT FOR THE YEAR 2011 OF THE NATIONWIDE INDEMNITY COMPANY

SCHEDULE P - PART 4F - SECTION 1 - MEDICAL PROFESSIONAL LIABILITY - OCCURRENCE

Years in Which Losses Were Incurred	BULK AND IBNR RESERVES ON NET LOSSES AND DEFENSE AND COST CONTAINMENT EXPENSES REPORTED AT YEAR END (\$000 OMITTED)									
	1	2	3	4	5	6	7	8	9	10
	2002	2003	2004	2005	2006	2007	2008	2009	2010	2011
1. Prior.....	9,457	5,276	4,354	15	2		(1)			
2. 2002.....										
3. 2003.....	XXX									
4. 2004.....	XXX	XXX								
5. 2005.....	XXX	XXX	XXX							
6. 2006.....	XXX	XXX	XXX	XXX						
7. 2007.....	XXX	XXX	XXX	XXX	XXX					
8. 2008.....	XXX	XXX	XXX	XXX	XXX	XXX				
9. 2009.....	XXX	XXX	XXX	XXX	XXX	XXX	XXX			
10. 2010.....	XXX	XXX	XXX	XXX	XXX	XXX	XXX	XXX		
11. 2011.....	XXX	XXX	XXX	XXX	XXX	XXX	XXX	XXX	XXX	

SCHEDULE P - PART 4F - SECTION 2 - MEDICAL PROFESSIONAL LIABILITY - CLAIMS-MADE

1. Prior.....										
2. 2002.....										
3. 2003.....	XXX									
4. 2004.....	XXX	XXX								
5. 2005.....	XXX	XXX	XXX							
6. 2006.....	XXX	XXX	XXX	XXX						
7. 2007.....	XXX	XXX	XXX	XXX	XXX					
8. 2008.....	XXX	XXX	XXX	XXX	XXX	XXX				
9. 2009.....	XXX	XXX	XXX	XXX	XXX	XXX	XXX			
10. 2010.....	XXX	XXX	XXX	XXX	XXX	XXX	XXX	XXX		
11. 2011.....	XXX	XXX	XXX	XXX	XXX	XXX	XXX	XXX	XXX	

SCHEDULE P - PART 4G - SPECIAL LIABILITY (OCEAN MARINE, AIRCRAFT (ALL PERILS),
BOILER AND MACHINERY)

1. Prior.....	2,051	1,756	2,440	2,059	2,506	2,390	1,751	1,739	1,750	1,496
2. 2002.....										
3. 2003.....	XXX									
4. 2004.....	XXX	XXX								
5. 2005.....	XXX	XXX	XXX							
6. 2006.....	XXX	XXX	XXX	XXX						
7. 2007.....	XXX	XXX	XXX	XXX	XXX					
8. 2008.....	XXX	XXX	XXX	XXX	XXX	XXX				
9. 2009.....	XXX	XXX	XXX	XXX	XXX	XXX	XXX			
10. 2010.....	XXX	XXX	XXX	XXX	XXX	XXX	XXX	XXX		
11. 2011.....	XXX	XXX	XXX	XXX	XXX	XXX	XXX	XXX	XXX	

SCHEDULE P - PART 4H - SECTION 1 - OTHER LIABILITY - OCCURRENCE

1. Prior.....	346,508	510,632	767,234	1,205,341	1,092,324	1,111,907	1,002,398	927,552	823,199	265,281
2. 2002.....		1,634	1,023	727	488	333	254	222	111	123
3. 2003.....	XXX	6	1	1						
4. 2004.....	XXX	XXX								
5. 2005.....	XXX	XXX	XXX							
6. 2006.....	XXX	XXX	XXX	XXX						
7. 2007.....	XXX	XXX	XXX	XXX	XXX					
8. 2008.....	XXX	XXX	XXX	XXX	XXX	XXX				
9. 2009.....	XXX	XXX	XXX	XXX	XXX	XXX	XXX			
10. 2010.....	XXX	XXX	XXX	XXX	XXX	XXX	XXX	XXX		
11. 2011.....	XXX	XXX	XXX	XXX	XXX	XXX	XXX	XXX	XXX	

SCHEDULE P - PART 4H - SECTION 2 - OTHER LIABILITY - CLAIMS-MADE

1. Prior.....		9	8	17	21	15	11	11	10	9
2. 2002.....										
3. 2003.....	XXX									
4. 2004.....	XXX	XXX								
5. 2005.....	XXX	XXX	XXX							
6. 2006.....	XXX	XXX	XXX	XXX						
7. 2007.....	XXX	XXX	XXX	XXX	XXX					
8. 2008.....	XXX	XXX	XXX	XXX	XXX	XXX				
9. 2009.....	XXX	XXX	XXX	XXX	XXX	XXX	XXX			
10. 2010.....	XXX	XXX	XXX	XXX	XXX	XXX	XXX	XXX		
11. 2011.....	XXX	XXX	XXX	XXX	XXX	XXX	XXX	XXX	XXX	

ANNUAL STATEMENT FOR THE YEAR 2011 OF THE NATIONWIDE INDEMNITY COMPANY

SCHEDULE P - PART 4I - SPECIAL PROPERTY (FIRE, ALLIED LINES, INLAND MARINE, EARTHQUAKE, BURGLARY, AND THEFT)

Years in Which Losses Were Incurred	BULK AND IBNR RESERVES ON NET LOSSES AND DEFENSE AND COST CONTAINMENT EXPENSES REPORTED AT YEAR END (\$000 OMITTED)									
	1	2	3	4	5	6	7	8	9	10
	2002	2003	2004	2005	2006	2007	2008	2009	2010	2011
1. Prior.....	XXX	XXX	XXX	XXX	XXX	XXX	XXX	3,293	3,269	3,387
2. 2010.....	XXX	XXX	XXX	XXX	XXX	XXX	XXX	XXX		
3. 2011.....	XXX	XXX	XXX	XXX	XXX	XXX	XXX	XXX	XXX	

SCHEDULE P - PART 4J - AUTO PHYSICAL DAMAGE

1. Prior.....	XXX	XXX	XXX	XXX	XXX	XXX	XXX	.1		
2. 2010.....	XXX	XXX	XXX	XXX	XXX	XXX	XXX	XXX		
3. 2011.....	XXX	XXX	XXX	XXX	XXX	XXX	XXX	XXX	XXX	

SCHEDULE P - PART 4K - FIDELITY/SURETY

1. Prior.....	XXX	XXX	XXX	XXX	XXX	XXX	XXX	.452	.467	.447
2. 2010.....	XXX	XXX	XXX	XXX	XXX	XXX	XXX	XXX		
3. 2011.....	XXX	XXX	XXX	XXX	XXX	XXX	XXX	XXX	XXX	

SCHEDULE P - PART 4L - OTHER (INCLUDING CREDIT, ACCIDENT AND HEALTH)

1. Prior.....	XXX	XXX	XXX	XXX	XXX	XXX	XXX	.15	.16	.9
2. 2010.....	XXX	XXX	XXX	XXX	XXX	XXX	XXX	XXX		
3. 2011.....	XXX	XXX	XXX	XXX	XXX	XXX	XXX	XXX	XXX	

SCHEDULE P - PART 4M - INTERNATIONAL

1. Prior.....	107,323	102,563	123,739	13,598	10,722	16,611	37,983	29,018	17,866	16,068
2. 2002.....										
3. 2003.....	XXX									
4. 2004.....	XXX	XXX								
5. 2005.....	XXX	XXX	XXX							
6. 2006.....	XXX	XXX	XXX	XXX						
7. 2007.....	XXX	XXX	XXX	XXX	XXX					
8. 2008.....	XXX	XXX	XXX	XXX	XXX	XXX				
9. 2009.....	XXX	XXX	XXX	XXX	XXX	XXX	XXX			
10. 2010.....	XXX	XXX	XXX	XXX	XXX	XXX	XXX	XXX		
11. 2011.....	XXX	XXX	XXX	XXX	XXX	XXX	XXX	XXX	XXX	

SCHEDULE P - PART 4N - REINSURANCE
NONPROPORTIONAL ASSUMED PROPERTY

Years in Which Losses Were Incurred	BULK AND IBNR RESERVES ON NET LOSSES AND DEFENSE AND COST CONTAINMENT EXPENSES REPORTED AT YEAR END (\$000 OMITTED)									
	1	2	3	4	5	6	7	8	9	10
	2002	2003	2004	2005	2006	2007	2008	2009	2010	2011
1. Prior	5,008	2,782	395	134	50	156	(850)	(805)	(782)	885
2. 2002	950	75	38	13						
3. 2003	XXX	2,995	2,818	563						
4. 2004	XXX	XXX								
5. 2005	XXX	XXX	XXX							
6. 2006	XXX	XXX	XXX	XXX						
7. 2007	XXX	XXX	XXX	XXX	XXX					
8. 2008	XXX	XXX	XXX	XXX	XXX	XXX				
9. 2009	XXX	XXX	XXX	XXX	XXX	XXX	XXX			
10. 2010	XXX	XXX	XXX	XXX	XXX	XXX	XXX	XXX		
11. 2011	XXX	XXX	XXX	XXX	XXX	XXX	XXX	XXX	XXX	

SCHEDULE P - PART 4O - REINSURANCE
NONPROPORTIONAL ASSUMED LIABILITY

1. Prior	250,216	296,441	267,357	287,752	298,191	382,445	351,183	242,354	230,772	351,559
2. 2002										
3. 2003	XXX									
4. 2004	XXX	XXX								
5. 2005	XXX	XXX	XXX							
6. 2006	XXX	XXX	XXX	XXX						
7. 2007	XXX	XXX	XXX	XXX	XXX					
8. 2008	XXX	XXX	XXX	XXX	XXX	XXX				
9. 2009	XXX	XXX	XXX	XXX	XXX	XXX	XXX			
10. 2010	XXX	XXX	XXX	XXX	XXX	XXX	XXX	XXX		
11. 2011	XXX	XXX	XXX	XXX	XXX	XXX	XXX	XXX	XXX	

SCHEDULE P - PART 4P - REINSURANCE
NONPROPORTIONAL ASSUMED FINANCIAL LINES

1. Prior										
2. 2002										
3. 2003	XXX									
4. 2004	XXX	XXX								
5. 2005	XXX	XXX	XXX							
6. 2006	XXX	XXX	XXX	XXX						
7. 2007	XXX	XXX	XXX	XXX	XXX					
8. 2008	XXX	XXX	XXX	XXX	XXX	XXX				
9. 2009	XXX	XXX	XXX	XXX	XXX	XXX	XXX			
10. 2010	XXX	XXX	XXX	XXX	XXX	XXX	XXX	XXX		
11. 2011	XXX	XXX	XXX	XXX	XXX	XXX	XXX	XXX	XXX	

NONE

ANNUAL STATEMENT FOR THE YEAR 2011 OF THE NATIONWIDE INDEMNITY COMPANY

SCHEDULE P - PART 4R - SECTION 1 - PRODUCTS LIABILITY - OCCURENCE

Years in Which Losses Were Incurred	BULK AND IBNR RESERVES ON NET LOSSES AND DEFENSE AND COST CONTAINMENT EXPENSES REPORTED AT YEAR END (\$000 OMITTED)									
	1	2	3	4	5	6	7	8	9	10
	2002	2003	2004	2005	2006	2007	2008	2009	2010	2011
1. Prior.....	114,904	112,205	154,425	218,068	246,264	252,604	257,885	293,426	291,651	599,458
2. 2002.....										
3. 2003.....	XXX									
4. 2004.....	XXX	XXX								
5. 2005.....	XXX	XXX	XXX							
6. 2006.....	XXX	XXX	XXX	XXX						
7. 2007.....	XXX	XXX	XXX	XXX	XXX					
8. 2008.....	XXX	XXX	XXX	XXX	XXX	XXX				
9. 2009.....	XXX	XXX	XXX	XXX	XXX	XXX	XXX			
10. 2010.....	XXX	XXX	XXX	XXX	XXX	XXX	XXX	XXX		
11. 2011.....	XXX	XXX	XXX	XXX	XXX	XXX	XXX	XXX	XXX	

SCHEDULE P - PART 4R - SECTION 2 - PRODUCTS LIABILITY - CLAIMS-MADE

1. Prior.....	(19)	354	410	422	55	32	89	90	87	35
2. 2002.....										
3. 2003.....	XXX									
4. 2004.....	XXX	XXX								
5. 2005.....	XXX	XXX	XXX							
6. 2006.....	XXX	XXX	XXX	XXX						
7. 2007.....	XXX	XXX	XXX	XXX	XXX					
8. 2008.....	XXX	XXX	XXX	XXX	XXX	XXX				
9. 2009.....	XXX	XXX	XXX	XXX	XXX	XXX	XXX			
10. 2010.....	XXX	XXX	XXX	XXX	XXX	XXX	XXX	XXX		
11. 2011.....	XXX	XXX	XXX	XXX	XXX	XXX	XXX	XXX	XXX	

SCHEDULE P - PART 4S - FINANCIAL GUARANTY/MORTGAGE GUARANTY

1. Prior.....	XXX	XXX	XXX	XXX	XXX	XXX	XXX			
2. 2010.....	XXX	XXX	XXX	XXX	XXX	XXX	XXX	XXX		
3. 2011.....	XXX	XXX	XXX	XXX	XXX	XXX	XXX	XXX	XXX	

SCHEDULE P - PART 4T - WARRANTY

1. Prior.....	XXX	XXX	XXX	XXX	XXX	XXX	XXX			
2. 2010.....	XXX	XXX	XXX	XXX	XXX	XXX	XXX	XXX		
3. 2011.....	XXX	XXX	XXX	XXX	XXX	XXX	XXX	XXX	XXX	

ANNUAL STATEMENT FOR THE YEAR 2011 OF THE NATIONWIDE INDEMNITY COMPANY

SCHEDULE P - PART 5A - HOMEOWNERS/FARMOWNERS

SECTION 1

Years in Which Premiums Were Earned and Losses Were Incurred	CUMULATIVE NUMBER OF CLAIMS CLOSED WITH LOSS PAYMENT DIRECT AND ASSUMED AT YEAR END									
	1	2	3	4	5	6	7	8	9	10
	2002	2003	2004	2005	2006	2007	2008	2009	2010	2011
1. Prior.....	2	17	20		4	8	2	2		
2. 2002.....										
3. 2003.....	XXX									
4. 2004.....	XXX	XXX								
5. 2005.....	XXX	XXX	XXX							
6. 2006.....	XXX	XXX	XXX	XXX						
7. 2007.....	XXX	XXX	XXX	XXX	XXX					
8. 2008.....	XXX	XXX	XXX	XXX	XXX	XXX				
9. 2009.....	XXX	XXX	XXX	XXX	XXX	XXX	XXX			
10. 2010.....	XXX	XXX	XXX	XXX	XXX	XXX	XXX	XXX		
11. 2011.....	XXX	XXX	XXX	XXX	XXX	XXX	XXX	XXX	XXX	

SECTION 2

Years in Which Premiums Were Earned and Losses Were Incurred	NUMBER OF CLAIMS OUTSTANDING DIRECT AND ASSUMED AT YEAR END									
	1	2	3	4	5	6	7	8	9	10
	2002	2003	2004	2005	2006	2007	2008	2009	2010	2011
1. Prior.....	36	43	22	22	23	14	7	6	5	9
2. 2002.....										
3. 2003.....	XXX									
4. 2004.....	XXX	XXX								
5. 2005.....	XXX	XXX	XXX							
6. 2006.....	XXX	XXX	XXX	XXX						
7. 2007.....	XXX	XXX	XXX	XXX	XXX					
8. 2008.....	XXX	XXX	XXX	XXX	XXX	XXX				
9. 2009.....	XXX	XXX	XXX	XXX	XXX	XXX	XXX			
10. 2010.....	XXX	XXX	XXX	XXX	XXX	XXX	XXX	XXX		
11. 2011.....	XXX	XXX	XXX	XXX	XXX	XXX	XXX	XXX	XXX	

SECTION 3

Years in Which Premiums Were Earned and Losses Were Incurred	CUMULATIVE NUMBER OF CLAIMS REPORTED DIRECT AND ASSUMED AT YEAR END									
	1	2	3	4	5	6	7	8	9	10
	2002	2003	2004	2005	2006	2007	2008	2009	2010	2011
1. Prior.....	38	43	12		9	11	(2)	1	2	4
2. 2002.....										
3. 2003.....	XXX									
4. 2004.....	XXX	XXX								
5. 2005.....	XXX	XXX	XXX							
6. 2006.....	XXX	XXX	XXX	XXX						
7. 2007.....	XXX	XXX	XXX	XXX	XXX					
8. 2008.....	XXX	XXX	XXX	XXX	XXX	XXX				
9. 2009.....	XXX	XXX	XXX	XXX	XXX	XXX	XXX			
10. 2010.....	XXX	XXX	XXX	XXX	XXX	XXX	XXX	XXX		
11. 2011.....	XXX	XXX	XXX	XXX	XXX	XXX	XXX	XXX	XXX	

ANNUAL STATEMENT FOR THE YEAR 2011 OF THE NATIONWIDE INDEMNITY COMPANY

SCHEDULE P - PART 5B - PRIVATE PASSENGER AUTO LIABILITY/MEDICAL

SECTION 1

Years in Which Premiums Were Earned and Losses Were Incurred	CUMULATIVE NUMBER OF CLAIMS CLOSED WITH LOSS PAYMENT DIRECT AND ASSUMED AT YEAR END									
	1	2	3	4	5	6	7	8	9	10
	2002	2003	2004	2005	2006	2007	2008	2009	2010	2011
1. Prior.....	94	79	112		29	58	50	95	26	25
2. 2002.....										
3. 2003.....	XXX									
4. 2004.....	XXX	XXX								
5. 2005.....	XXX	XXX	XXX							
6. 2006.....	XXX	XXX	XXX	XXX						
7. 2007.....	XXX	XXX	XXX	XXX	XXX					
8. 2008.....	XXX	XXX	XXX	XXX	XXX	XXX				
9. 2009.....	XXX	XXX	XXX	XXX	XXX	XXX	XXX			
10. 2010.....	XXX	XXX	XXX	XXX	XXX	XXX	XXX	XXX		
11. 2011.....	XXX	XXX	XXX	XXX	XXX	XXX	XXX	XXX	XXX	

SECTION 2

Years in Which Premiums Were Earned and Losses Were Incurred	NUMBER OF CLAIMS OUTSTANDING DIRECT AND ASSUMED AT YEAR END									
	1	2	3	4	5	6	7	8	9	10
	2002	2003	2004	2005	2006	2007	2008	2009	2010	2011
1. Prior.....	967	1,219	993	993	994	869	777	685	669	680
2. 2002.....										
3. 2003.....	XXX									
4. 2004.....	XXX	XXX								
5. 2005.....	XXX	XXX	XXX							
6. 2006.....	XXX	XXX	XXX	XXX						
7. 2007.....	XXX	XXX	XXX	XXX	XXX					
8. 2008.....	XXX	XXX	XXX	XXX	XXX	XXX				
9. 2009.....	XXX	XXX	XXX	XXX	XXX	XXX	XXX			
10. 2010.....	XXX	XXX	XXX	XXX	XXX	XXX	XXX	XXX		
11. 2011.....	XXX	XXX	XXX	XXX	XXX	XXX	XXX	XXX	XXX	

SECTION 3

Years in Which Premiums Were Earned and Losses Were Incurred	CUMULATIVE NUMBER OF CLAIMS REPORTED DIRECT AND ASSUMED AT YEAR END									
	1	2	3	4	5	6	7	8	9	10
	2002	2003	2004	2005	2006	2007	2008	2009	2010	2011
1. Prior.....	417	513	57		140	(37)	62	34	30	89
2. 2002.....										
3. 2003.....	XXX									
4. 2004.....	XXX	XXX								
5. 2005.....	XXX	XXX	XXX							
6. 2006.....	XXX	XXX	XXX	XXX						
7. 2007.....	XXX	XXX	XXX	XXX	XXX					
8. 2008.....	XXX	XXX	XXX	XXX	XXX	XXX				
9. 2009.....	XXX	XXX	XXX	XXX	XXX	XXX	XXX			
10. 2010.....	XXX	XXX	XXX	XXX	XXX	XXX	XXX	XXX		
11. 2011.....	XXX	XXX	XXX	XXX	XXX	XXX	XXX	XXX	XXX	

ANNUAL STATEMENT FOR THE YEAR 2011 OF THE NATIONWIDE INDEMNITY COMPANY

SCHEDULE P - PART 5C - COMMERCIAL AUTO/TRUCK LIABILITY/MEDICAL

SECTION 1

Years in Which Premiums Were Earned and Losses Were Incurred	CUMULATIVE NUMBER OF CLAIMS CLOSED WITH LOSS PAYMENT DIRECT AND ASSUMED AT YEAR END									
	1	2	3	4	5	6	7	8	9	10
	2002	2003	2004	2005	2006	2007	2008	2009	2010	2011
1. Prior.....	736	(2,338)	275	34	12	12	50	115	51	11
2. 2002.....	494	103	132	132	132	132	132	132	132	132
3. 2003.....	XXX		29	29	29	29	29	29	29	29
4. 2004.....	XXX	XXX								
5. 2005.....	XXX	XXX	XXX							
6. 2006.....	XXX	XXX	XXX	XXX						
7. 2007.....	XXX	XXX	XXX	XXX	XXX					
8. 2008.....	XXX	XXX	XXX	XXX	XXX	XXX				
9. 2009.....	XXX	XXX	XXX	XXX	XXX	XXX	XXX			
10. 2010.....	XXX	XXX	XXX	XXX	XXX	XXX	XXX	XXX		
11. 2011.....	XXX	XXX	XXX	XXX	XXX	XXX	XXX	XXX	XXX	

SECTION 2

Years in Which Premiums Were Earned and Losses Were Incurred	NUMBER OF CLAIMS OUTSTANDING DIRECT AND ASSUMED AT YEAR END									
	1	2	3	4	5	6	7	8	9	10
	2002	2003	2004	2005	2006	2007	2008	2009	2010	2011
1. Prior.....	880	775	543	507	481	406	377	257	205	183
2. 2002.....	125	31	20	20	20					
3. 2003.....	XXX									
4. 2004.....	XXX	XXX								
5. 2005.....	XXX	XXX	XXX							
6. 2006.....	XXX	XXX	XXX	XXX						
7. 2007.....	XXX	XXX	XXX	XXX	XXX					
8. 2008.....	XXX	XXX	XXX	XXX	XXX	XXX				
9. 2009.....	XXX	XXX	XXX	XXX	XXX	XXX	XXX			
10. 2010.....	XXX	XXX	XXX	XXX	XXX	XXX	XXX	XXX		
11. 2011.....	XXX	XXX	XXX	XXX	XXX	XXX	XXX	XXX	XXX	

SECTION 3

Years in Which Premiums Were Earned and Losses Were Incurred	CUMULATIVE NUMBER OF CLAIMS REPORTED DIRECT AND ASSUMED AT YEAR END									
	1	2	3	4	5	6	7	8	9	10
	2002	2003	2004	2005	2006	2007	2008	2009	2010	2011
1. Prior.....	(2,841)	(145)	197	6	1	(48)	31	5	6	6
2. 2002.....	858	237	285	285	285	265	265	265	265	265
3. 2003.....	XXX		42	42	42	42	42	42	42	42
4. 2004.....	XXX	XXX								
5. 2005.....	XXX	XXX	XXX							
6. 2006.....	XXX	XXX	XXX	XXX						
7. 2007.....	XXX	XXX	XXX	XXX	XXX					
8. 2008.....	XXX	XXX	XXX	XXX	XXX	XXX				
9. 2009.....	XXX	XXX	XXX	XXX	XXX	XXX	XXX			
10. 2010.....	XXX	XXX	XXX	XXX	XXX	XXX	XXX	XXX		
11. 2011.....	XXX	XXX	XXX	XXX	XXX	XXX	XXX	XXX	XXX	

ANNUAL STATEMENT FOR THE YEAR 2011 OF THE NATIONWIDE INDEMNITY COMPANY

SCHEDULE P - PART 5D - WORKERS' COMPENSATION
(EXCLUDING EXCESS WORKERS' COMPENSATION)

SECTION 1

Years in Which Premiums Were Earned and Losses Were Incurred	CUMULATIVE NUMBER OF CLAIMS CLOSED WITH LOSS PAYMENT DIRECT AND ASSUMED AT YEAR END									
	1	2	3	4	5	6	7	8	9	10
	2002	2003	2004	2005	2006	2007	2008	2009	2010	2011
1. Prior.....	(632)	1,051	431	90	106	96	88	206	103	101
2. 2002.....										
3. 2003.....	XXX									
4. 2004.....	XXX	XXX								
5. 2005.....	XXX	XXX	XXX							
6. 2006.....	XXX	XXX	XXX	XXX						
7. 2007.....	XXX	XXX	XXX	XXX	XXX					
8. 2008.....	XXX	XXX	XXX	XXX	XXX	XXX				
9. 2009.....	XXX	XXX	XXX	XXX	XXX	XXX	XXX			
10. 2010.....	XXX	XXX	XXX	XXX	XXX	XXX	XXX	XXX		
11. 2011.....	XXX	XXX	XXX	XXX	XXX	XXX	XXX	XXX	XXX	

SECTION 2

Years in Which Premiums Were Earned and Losses Were Incurred	NUMBER OF CLAIMS OUTSTANDING DIRECT AND ASSUMED AT YEAR END									
	1	2	3	4	5	6	7	8	9	10
	2002	2003	2004	2005	2006	2007	2008	2009	2010	2011
1. Prior.....	3,560	3,310	3,022	3,018	3,030	2,567	2,584	2,478	2,147	2,208
2. 2002.....										
3. 2003.....	XXX									
4. 2004.....	XXX	XXX								
5. 2005.....	XXX	XXX	XXX							
6. 2006.....	XXX	XXX	XXX	XXX						
7. 2007.....	XXX	XXX	XXX	XXX	XXX					
8. 2008.....	XXX	XXX	XXX	XXX	XXX	XXX				
9. 2009.....	XXX	XXX	XXX	XXX	XXX	XXX	XXX			
10. 2010.....	XXX	XXX	XXX	XXX	XXX	XXX	XXX	XXX		
11. 2011.....	XXX	XXX	XXX	XXX	XXX	XXX	XXX	XXX	XXX	

SECTION 3

Years in Which Premiums Were Earned and Losses Were Incurred	CUMULATIVE NUMBER OF CLAIMS REPORTED DIRECT AND ASSUMED AT YEAR END									
	1	2	3	4	5	6	7	8	9	10
	2002	2003	2004	2005	2006	2007	2008	2009	2010	2011
1. Prior.....	1,770	1,168	575	113	317	(142)	267	198	174	409
2. 2002.....										
3. 2003.....	XXX									
4. 2004.....	XXX	XXX								
5. 2005.....	XXX	XXX	XXX							
6. 2006.....	XXX	XXX	XXX	XXX						
7. 2007.....	XXX	XXX	XXX	XXX	XXX					
8. 2008.....	XXX	XXX	XXX	XXX	XXX	XXX				
9. 2009.....	XXX	XXX	XXX	XXX	XXX	XXX	XXX			
10. 2010.....	XXX	XXX	XXX	XXX	XXX	XXX	XXX	XXX		
11. 2011.....	XXX	XXX	XXX	XXX	XXX	XXX	XXX	XXX	XXX	

ANNUAL STATEMENT FOR THE YEAR 2011 OF THE NATIONWIDE INDEMNITY COMPANY

SCHEDULE P - PART 5E - COMMERCIAL MULTIPLE PERIL

SECTION 1

Years in Which Premiums Were Earned and Losses Were Incurred	CUMULATIVE NUMBER OF CLAIMS CLOSED WITH LOSS PAYMENT DIRECT AND ASSUMED AT YEAR END									
	1	2	3	4	5	6	7	8	9	10
	2002	2003	2004	2005	2006	2007	2008	2009	2010	2011
1. Prior.....	753	1,392	2,573	1,661	7	1,152	1,302	1,415	823	1,702
2. 2002.....										
3. 2003.....	XXX									
4. 2004.....	XXX	XXX								
5. 2005.....	XXX	XXX	XXX							
6. 2006.....	XXX	XXX	XXX	XXX						
7. 2007.....	XXX	XXX	XXX	XXX	XXX					
8. 2008.....	XXX	XXX	XXX	XXX	XXX	XXX				
9. 2009.....	XXX	XXX	XXX	XXX	XXX	XXX	XXX			
10. 2010.....	XXX	XXX	XXX	XXX	XXX	XXX	XXX	XXX		
11. 2011.....	XXX	XXX	XXX	XXX	XXX	XXX	XXX	XXX	XXX	

SECTION 2

Years in Which Premiums Were Earned and Losses Were Incurred	NUMBER OF CLAIMS OUTSTANDING DIRECT AND ASSUMED AT YEAR END									
	1	2	3	4	5	6	7	8	9	10
	2002	2003	2004	2005	2006	2007	2008	2009	2010	2011
1. Prior.....	10,560	20,584	21,341	23,033	23,039	9,351	9,607	9,298	9,481	8,631
2. 2002.....			1	1	1					
3. 2003.....	XXX			1	1					
4. 2004.....	XXX	XXX								
5. 2005.....	XXX	XXX	XXX							
6. 2006.....	XXX	XXX	XXX	XXX						
7. 2007.....	XXX	XXX	XXX	XXX	XXX					
8. 2008.....	XXX	XXX	XXX	XXX	XXX	XXX				
9. 2009.....	XXX	XXX	XXX	XXX	XXX	XXX	XXX			
10. 2010.....	XXX	XXX	XXX	XXX	XXX	XXX	XXX	XXX		
11. 2011.....	XXX	XXX	XXX	XXX	XXX	XXX	XXX	XXX	XXX	

SECTION 3

Years in Which Premiums Were Earned and Losses Were Incurred	CUMULATIVE NUMBER OF CLAIMS REPORTED DIRECT AND ASSUMED AT YEAR END									
	1	2	3	4	5	6	7	8	9	10
	2002	2003	2004	2005	2006	2007	2008	2009	2010	2011
1. Prior.....	7,018	13,432	6,861	6,250	20	(11,730)	2,063	1,770	2,221	1,974
2. 2002.....		1	3	17	17	16	16	16	16	16
3. 2003.....	XXX		2	3	3	2	2	2	2	2
4. 2004.....	XXX	XXX								
5. 2005.....	XXX	XXX	XXX							
6. 2006.....	XXX	XXX	XXX	XXX						
7. 2007.....	XXX	XXX	XXX	XXX	XXX					
8. 2008.....	XXX	XXX	XXX	XXX	XXX	XXX				
9. 2009.....	XXX	XXX	XXX	XXX	XXX	XXX	XXX			
10. 2010.....	XXX	XXX	XXX	XXX	XXX	XXX	XXX	XXX		
11. 2011.....	XXX	XXX	XXX	XXX	XXX	XXX	XXX	XXX	XXX	

ANNUAL STATEMENT FOR THE YEAR 2011 OF THE NATIONWIDE INDEMNITY COMPANY

SCHEDULE P - PART 5F - MEDICAL PROFESSIONAL LIABILITY - OCCURRENCE

SECTION 1A

Years in Years in Which Premiums Were Earned and Losses Were Incurred	CUMULATIVE NUMBER OF CLAIMS CLOSED WITH LOSS PAYMENT DIRECT AND ASSUMED AT YEAR END									
	1	2	3	4	5	6	7	8	9	10
	2002	2003	2004	2005	2006	2007	2008	2009	2010	2011
1. Prior.....	78	58	198	4	34	65	19	24	27	11
2. 2002.....										
3. 2003.....	XXX									
4. 2004.....	XXX	XXX								
5. 2005.....	XXX	XXX	XXX							
6. 2006.....	XXX	XXX	XXX	XXX						
7. 2007.....	XXX	XXX	XXX	XXX	XXX					
8. 2008.....	XXX	XXX	XXX	XXX	XXX	XXX				
9. 2009.....	XXX	XXX	XXX	XXX	XXX	XXX	XXX			
10. 2010.....	XXX	XXX	XXX	XXX	XXX	XXX	XXX	XXX		
11. 2011.....	XXX	XXX	XXX	XXX	XXX	XXX	XXX	XXX	XXX	

SECTION 2A

Years in Years in Which Premiums Were Earned and Losses Were Incurred	NUMBER OF CLAIMS OUTSTANDING DIRECT AND ASSUMED AT YEAR END									
	1	2	3	4	5	6	7	8	9	10
	2002	2003	2004	2005	2006	2007	2008	2009	2010	2011
1. Prior.....	468	413	360	353	338	186	168	135	111	90
2. 2002.....										
3. 2003.....	XXX									
4. 2004.....	XXX	XXX								
5. 2005.....	XXX	XXX	XXX							
6. 2006.....	XXX	XXX	XXX	XXX						
7. 2007.....	XXX	XXX	XXX	XXX	XXX					
8. 2008.....	XXX	XXX	XXX	XXX	XXX	XXX				
9. 2009.....	XXX	XXX	XXX	XXX	XXX	XXX	XXX			
10. 2010.....	XXX	XXX	XXX	XXX	XXX	XXX	XXX	XXX		
11. 2011.....	XXX	XXX	XXX	XXX	XXX	XXX	XXX	XXX	XXX	

SECTION 3A

Years in Years in Which Premiums Were Earned and Losses Were Incurred	CUMULATIVE NUMBER OF CLAIMS REPORTED DIRECT AND ASSUMED AT YEAR END									
	1	2	3	4	5	6	7	8	9	10
	2002	2003	2004	2005	2006	2007	2008	2009	2010	2011
1. Prior.....	482	32	200		63	(53)	22	10	14	16
2. 2002.....										
3. 2003.....	XXX									
4. 2004.....	XXX	XXX								
5. 2005.....	XXX	XXX	XXX							
6. 2006.....	XXX	XXX	XXX	XXX						
7. 2007.....	XXX	XXX	XXX	XXX	XXX					
8. 2008.....	XXX	XXX	XXX	XXX	XXX	XXX				
9. 2009.....	XXX	XXX	XXX	XXX	XXX	XXX	XXX			
10. 2010.....	XXX	XXX	XXX	XXX	XXX	XXX	XXX	XXX		
11. 2011.....	XXX	XXX	XXX	XXX	XXX	XXX	XXX	XXX	XXX	

ANNUAL STATEMENT FOR THE YEAR 2011 OF THE NATIONWIDE INDEMNITY COMPANY

SCHEDULE P - PART 5F - MEDICAL PROFESSIONAL LIABILITY - CLAIMS-MADE

SECTION 1B

Years in Years in Which Premiums Were Earned and Losses Were Incurred	CUMULATIVE NUMBER OF CLAIMS CLOSED WITH LOSS PAYMENT DIRECT AND ASSUMED AT YEAR END									
	1	2	3	4	5	6	7	8	9	10
	2002	2003	2004	2005	2006	2007	2008	2009	2010	2011
1. Prior.....		1			1					
2. 2002.....										
3. 2003.....	XXX									
4. 2004.....	XXX	XXX								
5. 2005.....	XXX	XXX	XXX							
6. 2006.....	XXX	XXX	XXX	XXX						
7. 2007.....	XXX	XXX	XXX	XXX	XXX					
8. 2008.....	XXX	XXX	XXX	XXX	XXX	XXX				
9. 2009.....	XXX	XXX	XXX	XXX	XXX	XXX	XXX			
10. 2010.....	XXX	XXX	XXX	XXX	XXX	XXX	XXX	XXX		
11. 2011.....	XXX	XXX	XXX	XXX	XXX	XXX	XXX	XXX	XXX	

SECTION 2B

Years in Years in Which Premiums Were Earned and Losses Were Incurred	NUMBER OF CLAIMS OUTSTANDING DIRECT AND ASSUMED AT YEAR END									
	1	2	3	4	5	6	7	8	9	10
	2002	2003	2004	2005	2006	2007	2008	2009	2010	2011
1. Prior.....	5	3	2	2		4				
2. 2002.....										
3. 2003.....	XXX									
4. 2004.....	XXX	XXX								
5. 2005.....	XXX	XXX	XXX							
6. 2006.....	XXX	XXX	XXX	XXX						
7. 2007.....	XXX	XXX	XXX	XXX	XXX					
8. 2008.....	XXX	XXX	XXX	XXX	XXX	XXX				
9. 2009.....	XXX	XXX	XXX	XXX	XXX	XXX	XXX			
10. 2010.....	XXX	XXX	XXX	XXX	XXX	XXX	XXX	XXX		
11. 2011.....	XXX	XXX	XXX	XXX	XXX	XXX	XXX	XXX	XXX	

SECTION 3B

Years in Years in Which Premiums Were Earned and Losses Were Incurred	CUMULATIVE NUMBER OF CLAIMS REPORTED DIRECT AND ASSUMED AT YEAR END									
	1	2	3	4	5	6	7	8	9	10
	2002	2003	2004	2005	2006	2007	2008	2009	2010	2011
1. Prior.....	3					4				
2. 2002.....										
3. 2003.....	XXX									
4. 2004.....	XXX	XXX								
5. 2005.....	XXX	XXX	XXX							
6. 2006.....	XXX	XXX	XXX	XXX						
7. 2007.....	XXX	XXX	XXX	XXX	XXX					
8. 2008.....	XXX	XXX	XXX	XXX	XXX	XXX				
9. 2009.....	XXX	XXX	XXX	XXX	XXX	XXX	XXX			
10. 2010.....	XXX	XXX	XXX	XXX	XXX	XXX	XXX	XXX		
11. 2011.....	XXX	XXX	XXX	XXX	XXX	XXX	XXX	XXX	XXX	

ANNUAL STATEMENT FOR THE YEAR 2011 OF THE NATIONWIDE INDEMNITY COMPANY

SCHEDULE P - PART 5H - OTHER LIABILITY - OCCURRENCE

SECTION 1A

Years in Years in Which Premiums Were Earned and Losses Were Incurred	CUMULATIVE NUMBER OF CLAIMS CLOSED WITH LOSS PAYMENT DIRECT AND ASSUMED AT YEAR END									
	1	2	3	4	5	6	7	8	9	10
	2002	2003	2004	2005	2006	2007	2008	2009	2010	2011
1. Prior.....	2,204	1,712	4,236	18,730	977	1,594	1,617	5,085	2,026	2,311
2. 2002.....	58	22	58	58	58	58	58	58	58	58
3. 2003.....	XXX		11	11	11	11	11	11	11	11
4. 2004.....	XXX	XXX								
5. 2005.....	XXX	XXX	XXX							
6. 2006.....	XXX	XXX	XXX	XXX						
7. 2007.....	XXX	XXX	XXX	XXX	XXX					
8. 2008.....	XXX	XXX	XXX	XXX	XXX	XXX				
9. 2009.....	XXX	XXX	XXX	XXX	XXX	XXX	XXX			
10. 2010.....	XXX	XXX	XXX	XXX	XXX	XXX	XXX	XXX		
11. 2011.....	XXX	XXX	XXX	XXX	XXX	XXX	XXX	XXX	XXX	

SECTION 2A

Years in Years in Which Premiums Were Earned and Losses Were Incurred	NUMBER OF CLAIMS OUTSTANDING DIRECT AND ASSUMED AT YEAR END									
	1	2	3	4	5	6	7	8	9	10
	2002	2003	2004	2005	2006	2007	2008	2009	2010	2011
1. Prior.....	55,410	69,716	68,786	43,771	41,111	36,064	37,302	34,474	34,257	33,452
2. 2002.....	55	26	21	21	21					
3. 2003.....	XXX									
4. 2004.....	XXX	XXX								
5. 2005.....	XXX	XXX	XXX							
6. 2006.....	XXX	XXX	XXX	XXX						
7. 2007.....	XXX	XXX	XXX	XXX	XXX					
8. 2008.....	XXX	XXX	XXX	XXX	XXX	XXX				
9. 2009.....	XXX	XXX	XXX	XXX	XXX	XXX	XXX			
10. 2010.....	XXX	XXX	XXX	XXX	XXX	XXX	XXX	XXX		
11. 2011.....	XXX	XXX	XXX	XXX	XXX	XXX	XXX	XXX	XXX	

SECTION 3A

Years in Years in Which Premiums Were Earned and Losses Were Incurred	CUMULATIVE NUMBER OF CLAIMS REPORTED DIRECT AND ASSUMED AT YEAR END									
	1	2	3	4	5	6	7	8	9	10
	2002	2003	2004	2005	2006	2007	2008	2009	2010	2011
1. Prior.....	25,054	26,866	14,922	6,124	2,810	2,055	8,113	7,959	7,413	7,507
2. 2002.....	246	83	160	160	160	139	139	139	139	139
3. 2003.....	XXX		24	24	24	24	24	24	24	24
4. 2004.....	XXX	XXX								
5. 2005.....	XXX	XXX	XXX							
6. 2006.....	XXX	XXX	XXX	XXX						
7. 2007.....	XXX	XXX	XXX	XXX	XXX					
8. 2008.....	XXX	XXX	XXX	XXX	XXX	XXX				
9. 2009.....	XXX	XXX	XXX	XXX	XXX	XXX	XXX			
10. 2010.....	XXX	XXX	XXX	XXX	XXX	XXX	XXX	XXX		
11. 2011.....	XXX	XXX	XXX	XXX	XXX	XXX	XXX	XXX	XXX	

ANNUAL STATEMENT FOR THE YEAR 2011 OF THE NATIONWIDE INDEMNITY COMPANY

SCHEDULE P - PART 5H - OTHER LIABILITY - CLAIMS-MADE

SECTION 1B

Years in Years in Which Premiums Were Earned and Losses Were Incurred	CUMULATIVE NUMBER OF CLAIMS CLOSED WITH LOSS PAYMENT DIRECT AND ASSUMED AT YEAR END									
	1	2	3	4	5	6	7	8	9	10
	2002	2003	2004	2005	2006	2007	2008	2009	2010	2011
1. Prior.....	66	42	72		19	125	20	48	19	15
2. 2002.....										
3. 2003.....	XXX									
4. 2004.....	XXX	XXX								
5. 2005.....	XXX	XXX	XXX							
6. 2006.....	XXX	XXX	XXX	XXX						
7. 2007.....	XXX	XXX	XXX	XXX	XXX					
8. 2008.....	XXX	XXX	XXX	XXX	XXX	XXX				
9. 2009.....	XXX	XXX	XXX	XXX	XXX	XXX	XXX			
10. 2010.....	XXX	XXX	XXX	XXX	XXX	XXX	XXX	XXX		
11. 2011.....	XXX	XXX	XXX	XXX	XXX	XXX	XXX	XXX	XXX	

SECTION 2B

Years in Years in Which Premiums Were Earned and Losses Were Incurred	NUMBER OF CLAIMS OUTSTANDING DIRECT AND ASSUMED AT YEAR END									
	1	2	3	4	5	6	7	8	9	10
	2002	2003	2004	2005	2006	2007	2008	2009	2010	2011
1. Prior.....	417	366	305	305	290	158	179	146	124	94
2. 2002.....										
3. 2003.....	XXX									
4. 2004.....	XXX	XXX								
5. 2005.....	XXX	XXX	XXX							
6. 2006.....	XXX	XXX	XXX	XXX						
7. 2007.....	XXX	XXX	XXX	XXX	XXX					
8. 2008.....	XXX	XXX	XXX	XXX	XXX	XXX				
9. 2009.....	XXX	XXX	XXX	XXX	XXX	XXX	XXX			
10. 2010.....	XXX	XXX	XXX	XXX	XXX	XXX	XXX	XXX		
11. 2011.....	XXX	XXX	XXX	XXX	XXX	XXX	XXX	XXX	XXX	

SECTION 3B

Years in Years in Which Premiums Were Earned and Losses Were Incurred	CUMULATIVE NUMBER OF CLAIMS REPORTED DIRECT AND ASSUMED AT YEAR END									
	1	2	3	4	5	6	7	8	9	10
	2002	2003	2004	2005	2006	2007	2008	2009	2010	2011
1. Prior.....	477	15	45		34	31	49	20	20	5
2. 2002.....										
3. 2003.....	XXX									
4. 2004.....	XXX	XXX								
5. 2005.....	XXX	XXX	XXX							
6. 2006.....	XXX	XXX	XXX	XXX						
7. 2007.....	XXX	XXX	XXX	XXX	XXX					
8. 2008.....	XXX	XXX	XXX	XXX	XXX	XXX				
9. 2009.....	XXX	XXX	XXX	XXX	XXX	XXX	XXX			
10. 2010.....	XXX	XXX	XXX	XXX	XXX	XXX	XXX	XXX		
11. 2011.....	XXX	XXX	XXX	XXX	XXX	XXX	XXX	XXX	XXX	

ANNUAL STATEMENT FOR THE YEAR 2011 OF THE NATIONWIDE INDEMNITY COMPANY

SCHEDULE P - PART 5R - PRODUCTS LIABILITY - OCCURRENCE

SECTION 1A

Years in Years in Which Premiums Were Earned and Losses Were Incurred	CUMULATIVE NUMBER OF CLAIMS CLOSED WITH LOSS PAYMENT DIRECT AND ASSUMED AT YEAR END									
	1	2	3	4	5	6	7	8	9	10
	2002	2003	2004	2005	2006	2007	2008	2009	2010	2011
1. Prior.....	1,674	11,818	12,839	18,929	800	11,866	11,236	14,256	10,892	11,808
2. 2002.....										
3. 2003.....	XXX									
4. 2004.....	XXX	XXX								
5. 2005.....	XXX	XXX	XXX							
6. 2006.....	XXX	XXX	XXX	XXX						
7. 2007.....	XXX	XXX	XXX	XXX	XXX					
8. 2008.....	XXX	XXX	XXX	XXX	XXX	XXX				
9. 2009.....	XXX	XXX	XXX	XXX	XXX	XXX	XXX			
10. 2010.....	XXX	XXX	XXX	XXX	XXX	XXX	XXX	XXX		
11. 2011.....	XXX	XXX	XXX	XXX	XXX	XXX	XXX	XXX	XXX	

SECTION 2A

Years in Years in Which Premiums Were Earned and Losses Were Incurred	NUMBER OF CLAIMS OUTSTANDING DIRECT AND ASSUMED AT YEAR END									
	1	2	3	4	5	6	7	8	9	10
	2002	2003	2004	2005	2006	2007	2008	2009	2010	2011
1. Prior.....	136,125	147,242	156,290	159,733	161,360	163,090	160,067	148,523	145,874	139,591
2. 2002.....										
3. 2003.....	XXX									
4. 2004.....	XXX	XXX								
5. 2005.....	XXX	XXX	XXX							
6. 2006.....	XXX	XXX	XXX	XXX						
7. 2007.....	XXX	XXX	XXX	XXX	XXX					
8. 2008.....	XXX	XXX	XXX	XXX	XXX	XXX				
9. 2009.....	XXX	XXX	XXX	XXX	XXX	XXX	XXX			
10. 2010.....	XXX	XXX	XXX	XXX	XXX	XXX	XXX	XXX		
11. 2011.....	XXX	XXX	XXX	XXX	XXX	XXX	XXX	XXX	XXX	

SECTION 3A

Years in Years in Which Premiums Were Earned and Losses Were Incurred	CUMULATIVE NUMBER OF CLAIMS REPORTED DIRECT AND ASSUMED AT YEAR END									
	1	2	3	4	5	6	7	8	9	10
	2002	2003	2004	2005	2006	2007	2008	2009	2010	2011
1. Prior.....	58,460	42,075	36,616	38,620	4,661	34,553	17,672	17,900	19,670	19,985
2. 2002.....										
3. 2003.....	XXX									
4. 2004.....	XXX	XXX								
5. 2005.....	XXX	XXX	XXX							
6. 2006.....	XXX	XXX	XXX	XXX						
7. 2007.....	XXX	XXX	XXX	XXX	XXX					
8. 2008.....	XXX	XXX	XXX	XXX	XXX	XXX				
9. 2009.....	XXX	XXX	XXX	XXX	XXX	XXX	XXX			
10. 2010.....	XXX	XXX	XXX	XXX	XXX	XXX	XXX	XXX		
11. 2011.....	XXX	XXX	XXX	XXX	XXX	XXX	XXX	XXX	XXX	

ANNUAL STATEMENT FOR THE YEAR 2011 OF THE NATIONWIDE INDEMNITY COMPANY

SCHEDULE P - PART 5R - PRODUCTS LIABILITY - CLAIMS-MADE

SECTION 1B

Years in Years in Which Premiums Were Earned and Losses Were Incurred	CUMULATIVE NUMBER OF CLAIMS CLOSED WITH LOSS PAYMENT DIRECT AND ASSUMED AT YEAR END									
	1	2	3	4	5	6	7	8	9	10
	2002	2003	2004	2005	2006	2007	2008	2009	2010	2011
1. Prior.....						2	2	7	2	6
2. 2002.....										
3. 2003.....	XXX									
4. 2004.....	XXX	XXX								
5. 2005.....	XXX	XXX	XXX							
6. 2006.....	XXX	XXX	XXX	XXX						
7. 2007.....	XXX	XXX	XXX	XXX	XXX					
8. 2008.....	XXX	XXX	XXX	XXX	XXX	XXX				
9. 2009.....	XXX	XXX	XXX	XXX	XXX	XXX	XXX			
10. 2010.....	XXX	XXX	XXX	XXX	XXX	XXX	XXX	XXX		
11. 2011.....	XXX	XXX	XXX	XXX	XXX	XXX	XXX	XXX	XXX	

SECTION 2B

Years in Years in Which Premiums Were Earned and Losses Were Incurred	NUMBER OF CLAIMS OUTSTANDING DIRECT AND ASSUMED AT YEAR END									
	1	2	3	4	5	6	7	8	9	10
	2002	2003	2004	2005	2006	2007	2008	2009	2010	2011
1. Prior.....	9	8	8	8	31	188	161	155	109	93
2. 2002.....										
3. 2003.....	XXX									
4. 2004.....	XXX	XXX								
5. 2005.....	XXX	XXX	XXX							
6. 2006.....	XXX	XXX	XXX	XXX						
7. 2007.....	XXX	XXX	XXX	XXX	XXX					
8. 2008.....	XXX	XXX	XXX	XXX	XXX	XXX				
9. 2009.....	XXX	XXX	XXX	XXX	XXX	XXX	XXX			
10. 2010.....	XXX	XXX	XXX	XXX	XXX	XXX	XXX	XXX		
11. 2011.....	XXX	XXX	XXX	XXX	XXX	XXX	XXX	XXX	XXX	

SECTION 3B

Years in Years in Which Premiums Were Earned and Losses Were Incurred	CUMULATIVE NUMBER OF CLAIMS REPORTED DIRECT AND ASSUMED AT YEAR END									
	1	2	3	4	5	6	7	8	9	10
	2002	2003	2004	2005	2006	2007	2008	2009	2010	2011
1. Prior.....	2	(1)			24	161	(23)	7	18	10
2. 2002.....										
3. 2003.....	XXX									
4. 2004.....	XXX	XXX								
5. 2005.....	XXX	XXX	XXX							
6. 2006.....	XXX	XXX	XXX	XXX						
7. 2007.....	XXX	XXX	XXX	XXX	XXX					
8. 2008.....	XXX	XXX	XXX	XXX	XXX	XXX				
9. 2009.....	XXX	XXX	XXX	XXX	XXX	XXX	XXX			
10. 2010.....	XXX	XXX	XXX	XXX	XXX	XXX	XXX	XXX		
11. 2011.....	XXX	XXX	XXX	XXX	XXX	XXX	XXX	XXX	XXX	

Schedule P - Part 5T - Warranty - Section 1

N O N E

Schedule P - Part 5T - Warranty - Section 2

N O N E

Schedule P - Part 5T - Warranty - Section 3

N O N E

ANNUAL STATEMENT FOR THE YEAR 2011 OF THE NATIONWIDE INDEMNITY COMPANY

SCHEDULE P - PART 6C - COMMERCIAL AUTO/TRUCK LIABILITY/MEDICAL

SECTION 1

Years in Which Premiums Were Earned and Losses Were Incurred	CUMULATIVE PREMIUMS EARNED DIRECT AND ASSUMED AT YEAR END (\$000 OMITTED)										11 Current Year Premiums Earned
	1	2	3	4	5	6	7	8	9	10	
	2002	2003	2004	2005	2006	2007	2008	2009	2010	2011	
1. Prior.....											
2. 2002.....	3,489	3,489	3,489	3,489	3,489	3,489	3,489	3,489	3,489	3,489	
3. 2003.....	XXX	(291)	(291)	(291)	(291)	(291)	(291)	(291)	(291)	(291)	
4. 2004.....	XXX	XXX	(34)	(34)	(34)	(34)	(34)	(34)	(34)	(34)	
5. 2005.....	XXX	XXX	XXX	(2)	(2)	(2)	(2)	(2)	(2)	(2)	
6. 2006.....	XXX	XXX	XXX	XXX	(100)	(100)	(100)	(100)	(100)	(100)	
7. 2007.....	XXX	XXX	XXX	XXX	XXX	96	96	96	96	96	
8. 2008.....	XXX	XXX	XXX	XXX	XXX	XXX	(6)	(6)	(6)	(6)	
9. 2009.....	XXX	XXX	XXX	XXX	XXX	XXX	XXX	(58)	(58)	(58)	
10. 2010.....	XXX	XXX	XXX	XXX	XXX	XXX	XXX	XXX	(43)	(43)	
11. 2011.....	XXX	XXX	XXX	XXX	XXX	XXX	XXX	XXX	XXX	(18)	(18)
12. Totals.....	XXX	XXX	XXX	XXX	XXX	XXX	XXX	XXX	XXX	XXX	(18)
13. Earned Premiums (Sch P-Pt. 1)	3,489	(291)	(34)	(2)	(100)	96	(6)	(58)	(43)	(18)	XXX

SECTION 2

Years in Which Premiums Were Earned and Losses Were Incurred	CUMULATIVE PREMIUMS EARNED CEDED AT YEAR END (\$000 OMITTED)										11 Current Year Premiums Earned
	1	2	3	4	5	6	7	8	9	10	
	2002	2003	2004	2005	2006	2007	2008	2009	2010	2011	
1. Prior.....											
2. 2002.....											
3. 2003.....	XXX										
4. 2004.....	XXX	XXX									
5. 2005.....	XXX	XXX	XXX								
6. 2006.....	XXX	XXX	XXX	XXX							
7. 2007.....	XXX	XXX	XXX	XXX	XXX						
8. 2008.....	XXX	XXX	XXX	XXX	XXX	XXX					
9. 2009.....	XXX	XXX	XXX	XXX	XXX	XXX					
10. 2010.....	XXX	XXX	XXX	XXX	XXX	XXX	XXX	XXX			
11. 2011.....	XXX	XXX	XXX	XXX	XXX	XXX	XXX	XXX	XXX		
12. Totals.....	XXX	XXX	XXX	XXX	XXX	XXX	XXX	XXX	XXX	XXX	
13. Earned Premiums (Sch P-Pt. 1)											XXX

SCHEDULE P - PART 6D - WORKERS' COMPENSATION

(EXCLUDING EXCESS WORKERS' COMPENSATION)

SECTION 1

Years in Which Premiums Were Earned and Losses Were Incurred	CUMULATIVE PREMIUMS EARNED DIRECT AND ASSUMED AT YEAR END (\$000 OMITTED)										11 Current Year Premiums Earned
	1	2	3	4	5	6	7	8	9	10	
	2002	2003	2004	2005	2006	2007	2008	2009	2010	2011	
1. Prior.....											
2. 2002.....	22	22	22	22	22	22	22	22	22	22	
3. 2003.....	XXX	(133)	(133)	(133)	(133)	(133)	(133)	(133)	(133)	(133)	
4. 2004.....	XXX	XXX	83	83	83	83	83	83	83	83	
5. 2005.....	XXX	XXX	XXX	62	62	62	62	62	62	62	
6. 2006.....	XXX	XXX	XXX	XXX	32	32	32	32	32	32	
7. 2007.....	XXX	XXX	XXX	XXX	XXX	28	28	28	28	28	
8. 2008.....	XXX	XXX	XXX	XXX	XXX	XXX	130	130	130	130	
9. 2009.....	XXX	XXX	XXX	XXX	XXX	XXX	XXX	(1)	(1)	(1)	
10. 2010.....	XXX	XXX	XXX	XXX	XXX	XXX	XXX	XXX	62	62	
11. 2011.....	XXX	XXX	XXX	XXX	XXX	XXX	XXX	XXX	XXX	(7)	(7)
12. Totals.....	XXX	XXX	XXX	XXX	XXX	XXX	XXX	XXX	XXX	XXX	(7)
13. Earned Premiums (Sch P-Pt. 1)	22	(133)	83	62	32	28	130	(1)	62	(7)	XXX

SECTION 2

Years in Which Premiums Were Earned and Losses Were Incurred	CUMULATIVE PREMIUMS EARNED CEDED AT YEAR END (\$000 OMITTED)										11 Current Year Premiums Earned
	1	2	3	4	5	6	7	8	9	10	
	2002	2003	2004	2005	2006	2007	2008	2009	2010	2011	
1. Prior.....											
2. 2002.....											
3. 2003.....	XXX										
4. 2004.....	XXX	XXX									
5. 2005.....	XXX	XXX	XXX								
6. 2006.....	XXX	XXX	XXX	XXX							
7. 2007.....	XXX	XXX	XXX	XXX	XXX						
8. 2008.....	XXX	XXX	XXX	XXX	XXX	XXX					
9. 2009.....	XXX	XXX	XXX	XXX	XXX	XXX					
10. 2010.....	XXX	XXX	XXX	XXX	XXX	XXX	XXX	XXX			
11. 2011.....	XXX	XXX	XXX	XXX	XXX	XXX	XXX	XXX	XXX		
12. Totals.....	XXX	XXX	XXX	XXX	XXX	XXX	XXX	XXX	XXX	XXX	
13. Earned Premiums (Sch P-Pt. 1)											XXX

ANNUAL STATEMENT FOR THE YEAR 2011 OF THE NATIONWIDE INDEMNITY COMPANY

SCHEDULE P - PART 6E - COMMERCIAL MULTIPLE PERIL

SECTION 1

Years in Which Premiums Were Earned and Losses Were Incurred	CUMULATIVE PREMIUMS EARNED DIRECT AND ASSUMED AT YEAR END (\$000 OMITTED)										11 Current Year Premiums Earned
	1	2	3	4	5	6	7	8	9	10	
	2002	2003	2004	2005	2006	2007	2008	2009	2010	2011	
1. Prior.....											
2. 2002.....											
3. 2003.....	XXX	32	32	32	32	32	32	32	32	32	
4. 2004.....	XXX	XXX	(2)	(2)	(2)	(2)	(2)	(2)	(2)	(2)	
5. 2005.....	XXX	XXX	XXX	7	7	7	7	7	7	7	
6. 2006.....	XXX	XXX	XXX	XXX	7	7	7	7	7	7	
7. 2007.....	XXX	XXX	XXX	XXX	XXX	1	1	1	1	1	
8. 2008.....	XXX	XXX	XXX	XXX	XXX	XXX					
9. 2009.....	XXX	XXX	XXX	XXX	XXX	XXX	XXX	(3)	(3)	(3)	
10. 2010.....	XXX	XXX	XXX	XXX	XXX	XXX	XXX	XXX	(3)	(3)	
11. 2011.....	XXX	XXX	XXX	XXX	XXX	XXX	XXX	XXX	XXX		
12. Totals.....	XXX	XXX	XXX	XXX	XXX	XXX	XXX	XXX	XXX	XXX	
13. Earned Premiums (Sch P-Pt. 1)		32	(2)	7	7	1		(3)	(3)		XXX

SECTION 2

Years in Which Premiums Were Earned and Losses Were Incurred	CUMULATIVE PREMIUMS EARNED CEDED AT YEAR END (\$000 OMITTED)										11 Current Year Premiums Earned
	1	2	3	4	5	6	7	8	9	10	
	2002	2003	2004	2005	2006	2007	2008	2009	2010	2011	
1. Prior.....											
2. 2002.....											
3. 2003.....	XXX										
4. 2004.....	XXX	XXX									
5. 2005.....	XXX	XXX									
6. 2006.....	XXX	XXX									
7. 2007.....	XXX	XXX									
8. 2008.....	XXX	XXX									
9. 2009.....	XXX	XXX									
10. 2010.....	XXX	XXX									
11. 2011.....	XXX	XXX									
12. Totals.....	XXX	XXX									
13. Earned Premiums (Sch P-Pt. 1)											XXX

SCHEDULE P - PART 6H - OTHER LIABILITY - OCCURRENCE

SECTION 1A

Years in Which Premiums Were Earned and Losses Were Incurred	CUMULATIVE PREMIUMS EARNED DIRECT AND ASSUMED AT YEAR END (\$000 OMITTED)										11 Current Year Premiums Earned
	1	2	3	4	5	6	7	8	9	10	
	2002	2003	2004	2005	2006	2007	2008	2009	2010	2011	
1. Prior.....											
2. 2002.....	4,354	4,354	4,354	4,354	4,354	4,354	4,354	4,354	4,354	4,354	
3. 2003.....	XXX	2,325	2,325	2,325	2,325	2,325	2,325	2,325	2,325	2,325	
4. 2004.....	XXX	XXX	1,483	1,483	1,483	1,483	1,483	1,483	1,483	1,483	
5. 2005.....	XXX	XXX	XXX	2,448	2,448	2,448	2,448	2,448	2,448	2,448	
6. 2006.....	XXX	XXX	XXX	XXX	(518)	(518)	(518)	(518)	(518)	(518)	
7. 2007.....	XXX	XXX	XXX	XXX	XXX	1,509	1,509	1,509	1,509	1,509	
8. 2008.....	XXX	XXX	XXX	XXX	XXX	XXX	1,114	1,114	1,114	1,114	
9. 2009.....	XXX	XXX	XXX	XXX	XXX	XXX	XXX	3,887	3,887	3,887	
10. 2010.....	XXX	XXX	XXX	XXX	XXX	XXX	XXX	XXX	908	908	
11. 2011.....	XXX	XXX	XXX	XXX	XXX	XXX	XXX	XXX	XXX	530	530
12. Totals.....	XXX	XXX	XXX	XXX	XXX	XXX	XXX	XXX	XXX	XXX	
13. Earned Premiums (Sch P-Pt. 1)	4,354	2,325	1,483	2,448	(518)	1,509	1,114	3,887	908	530	XXX

SECTION 2A

Years in Which Premiums Were Earned and Losses Were Incurred	CUMULATIVE PREMIUMS EARNED CEDED AT YEAR END (\$000 OMITTED)										11 Current Year Premiums Earned
	1	2	3	4	5	6	7	8	9	10	
	2002	2003	2004	2005	2006	2007	2008	2009	2010	2011	
1. Prior.....											
2. 2002.....											
3. 2003.....	XXX										
4. 2004.....	XXX	XXX									
5. 2005.....	XXX	XXX									
6. 2006.....	XXX	XXX									
7. 2007.....	XXX	XXX									
8. 2008.....	XXX	XXX									
9. 2009.....	XXX	XXX									
10. 2010.....	XXX	XXX									
11. 2011.....	XXX	XXX									
12. Totals.....	XXX	XXX									
13. Earned Premiums (Sch P-Pt. 1)											XXX

ANNUAL STATEMENT FOR THE YEAR 2011 OF THE NATIONWIDE INDEMNITY COMPANY

SCHEDULE P - PART 6H - OTHER LIABILITY - CLAIMS-MADE

SECTION 1B

Years in Which Premiums Were Earned and Losses Were Incurred	CUMULATIVE PREMIUMS EARNED DIRECT AND ASSUMED AT YEAR END (\$000 OMITTED)										11 Current Year Premiums Earned
	1	2	3	4	5	6	7	8	9	10	
	2002	2003	2004	2005	2006	2007	2008	2009	2010	2011	
1. Prior.....											
2. 2002.....											
3. 2003.....	XXX										
4. 2004.....	XXX	XXX									
5. 2005.....	XXX	XXX									
6. 2006.....	XXX	XXX									
7. 2007.....	XXX	XXX									
8. 2008.....	XXX	XXX									
9. 2009.....	XXX	XXX									
10. 2010.....	XXX	XXX	XXX	XXX	XXX	XXX	XXX	XXX			
11. 2011.....	XXX	XXX	XXX	XXX	XXX	XXX	XXX	XXX	XXX		
12. Totals.....	XXX	XXX	XXX	XXX	XXX	XXX	XXX	XXX	XXX	XXX	
13. Earned Premiums (Sch P-Pt. 1)											XXX

SECTION 2B

Years in Which Premiums Were Earned and Losses Were Incurred	CUMULATIVE PREMIUMS EARNED CEDED AT YEAR END (\$000 OMITTED)										11 Current Year Premiums Earned
	1	2	3	4	5	6	7	8	9	10	
	2002	2003	2004	2005	2006	2007	2008	2009	2010	2011	
1. Prior.....											
2. 2002.....											
3. 2003.....	XXX										
4. 2004.....	XXX	XXX									
5. 2005.....	XXX	XXX									
6. 2006.....	XXX	XXX									
7. 2007.....	XXX	XXX									
8. 2008.....	XXX	XXX									
9. 2009.....	XXX	XXX									
10. 2010.....	XXX	XXX	XXX	XXX	XXX	XXX	XXX	XXX			
11. 2011.....	XXX	XXX	XXX	XXX	XXX	XXX	XXX	XXX	XXX		
12. Totals.....	XXX	XXX	XXX	XXX	XXX	XXX	XXX	XXX	XXX	XXX	
13. Earned Premiums (Sch P-Pt. 1)											XXX

SCHEDULE P - PART 6M - INTERNATIONAL

SECTION 1

Years in Which Premiums Were Earned and Losses Were Incurred	CUMULATIVE PREMIUMS EARNED DIRECT AND ASSUMED AT YEAR END (\$000 OMITTED)										11 Current Year Premiums Earned
	1	2	3	4	5	6	7	8	9	10	
	2002	2003	2004	2005	2006	2007	2008	2009	2010	2011	
1. Prior.....											
2. 2002.....	(77)	(77)		(77)	(77)	(77)	(77)	(77)	(77)	(77)	
3. 2003.....	XXX	232	232	232	232	232	232	232	232	232	
4. 2004.....	XXX	XXX	287	287	287	287	287	287	287	287	
5. 2005.....	XXX	XXX	XXX	738	738	738	738	738	738	738	
6. 2006.....	XXX	XXX	XXX	XXX	128	128	128	128	128	128	
7. 2007.....	XXX	XXX	XXX	XXX	XXX	215	215	215	215	215	
8. 2008.....	XXX	XXX	XXX	XXX	XXX	XXX	109	109	109	109	
9. 2009.....	XXX	XXX	XXX	XXX	XXX	XXX	XXX	20	20	20	
10. 2010.....	XXX	XXX	XXX	XXX	XXX	XXX	XXX	XXX	49	49	
11. 2011.....	XXX	XXX	XXX	XXX	XXX	XXX	XXX	XXX	XXX	89	89
12. Totals.....	XXX	XXX	XXX	XXX	XXX	XXX	XXX	XXX	XXX	XXX	89
13. Earned Premiums (Sch P-Pt. 1)	(77)	232	287	738	128	215	109	20	49	89	XXX

SECTION 2

Years in Which Premiums Were Earned and Losses Were Incurred	CUMULATIVE PREMIUMS EARNED CEDED AT YEAR END (\$000 OMITTED)										11 Current Year Premiums Earned
	1	2	3	4	5	6	7	8	9	10	
	2002	2003	2004	2005	2006	2007	2008	2009	2010	2011	
1. Prior.....											
2. 2002.....											
3. 2003.....	XXX										
4. 2004.....	XXX	XXX									
5. 2005.....	XXX	XXX									
6. 2006.....	XXX	XXX									
7. 2007.....	XXX	XXX									
8. 2008.....	XXX	XXX									
9. 2009.....	XXX	XXX									
10. 2010.....	XXX	XXX	XXX	XXX	XXX	XXX	XXX	XXX			
11. 2011.....	XXX	XXX	XXX	XXX	XXX	XXX	XXX	XXX	XXX		
12. Totals.....	XXX	XXX	XXX	XXX	XXX	XXX	XXX	XXX	XXX	XXX	
13. Earned Premiums (Sch P-Pt. 1)											XXX

ANNUAL STATEMENT FOR THE YEAR 2011 OF THE NATIONWIDE INDEMNITY COMPANY

SCHEDULE P - PART 6N - REINSURANCE - NONPROPORTIONAL ASSUMED PROPERTY

SECTION 1

Years in Which Premiums Were Earned and Losses Were Incurred	CUMULATIVE PREMIUMS EARNED DIRECT AND ASSUMED AT YEAR END (\$000 OMITTED)										11 Current Year Premiums Earned
	1	2	3	4	5	6	7	8	9	10	
	2002	2003	2004	2005	2006	2007	2008	2009	2010	2011	
1. Prior.....											
2. 2002.....	3,138	3,138	3,138	3,138	3,138	3,138	3,138	3,138	3,138	3,138	
3. 2003.....	XXX	8,522	8,522	8,522	8,522	8,522	8,522	8,522	8,522	8,522	
4. 2004.....	XXX	XXX	1,020	1,020	1,020	1,020	1,020	1,020	1,020	1,020	
5. 2005.....	XXX	XXX	XXX	433	433	433	433	433	433	433	
6. 2006.....	XXX	XXX	XXX	XXX	18	18	18	18	18	18	
7. 2007.....	XXX	XXX	XXX	XXX	XXX	8	8	8	8	8	
8. 2008.....	XXX	XXX	XXX	XXX	XXX	XXX	42	42	42	42	
9. 2009.....	XXX	XXX	XXX	XXX	XXX	XXX	XXX	47	47	47	
10. 2010.....	XXX	XXX	XXX	XXX	XXX	XXX	XXX	XXX	(2)	(2)	
11. 2011.....	XXX	XXX	XXX	XXX	XXX	XXX	XXX	XXX	XXX	(4)	(4)
12. Totals.....	XXX	XXX	XXX	XXX	XXX	XXX	XXX	XXX	XXX	XXX	(4)
13. Earned Premiums (Sch P-Pt. 1)	3,138	8,522	1,020	433	18	8	42	47	(2)	(4)	XXX

SECTION 2

Years in Which Premiums Were Earned and Losses Were Incurred	CUMULATIVE PREMIUMS EARNED CEDED AT YEAR END (\$000 OMITTED)										11 Current Year Premiums Earned
	1	2	3	4	5	6	7	8	9	10	
	2002	2003	2004	2005	2006	2007	2008	2009	2010	2011	
1. Prior.....											
2. 2002.....											
3. 2003.....	XXX										
4. 2004.....	XXX	XXX									
5. 2005.....	XXX	XXX									
6. 2006.....	XXX	XXX	XXX	XXX							
7. 2007.....	XXX	XXX	XXX	XXX	XXX						
8. 2008.....	XXX	XXX	XXX	XXX	XXX	XXX					
9. 2009.....	XXX	XXX	XXX	XXX	XXX	XXX					
10. 2010.....	XXX	XXX	XXX	XXX	XXX	XXX	XXX	XXX			
11. 2011.....	XXX	XXX	XXX	XXX	XXX	XXX	XXX	XXX	XXX		
12. Totals.....	XXX	XXX	XXX	XXX	XXX	XXX	XXX	XXX	XXX	XXX	
13. Earned Premiums (Sch P-Pt. 1)											XXX

SCHEDULE P - PART 6O - REINSURANCE - NONPROPORTIONAL ASSUMED LIABILITY

SECTION 1

Years in Which Premiums Were Earned and Losses Were Incurred	CUMULATIVE PREMIUMS EARNED DIRECT AND ASSUMED AT YEAR END (\$000 OMITTED)										11 Current Year Premiums Earned
	1	2	3	4	5	6	7	8	9	10	
	2002	2003	2004	2005	2006	2007	2008	2009	2010	2011	
1. Prior.....											
2. 2002.....	32	32	32	32	32	32	32	32	32	32	
3. 2003.....	XXX	196	196	196	196	196	196	196	196	196	
4. 2004.....	XXX	XXX	56	56	56	56	56	56	56	56	
5. 2005.....	XXX	XXX	XXX	41	41	41	41	41	41	41	
6. 2006.....	XXX	XXX	XXX	XXX							
7. 2007.....	XXX	XXX	XXX	XXX	XXX	104	104	104	104	104	
8. 2008.....	XXX	XXX	XXX	XXX	XXX	XXX	7	7	7	7	
9. 2009.....	XXX	XXX	XXX	XXX	XXX	XXX	XXX	219	219	219	
10. 2010.....	XXX	XXX	XXX	XXX	XXX	XXX	XXX	XXX	226	226	
11. 2011.....	XXX	XXX	XXX	XXX	XXX	XXX	XXX	XXX	XXX	9	9
12. Totals.....	XXX	XXX	XXX	XXX	XXX	XXX	XXX	XXX	XXX	XXX	9
13. Earned Premiums (Sch P-Pt. 1)	32	196	56	41		104	7	219	226	9	XXX

SECTION 2

Years in Which Premiums Were Earned and Losses Were Incurred	CUMULATIVE PREMIUMS EARNED CEDED AT YEAR END (\$000 OMITTED)										11 Current Year Premiums Earned
	1	2	3	4	5	6	7	8	9	10	
	2002	2003	2004	2005	2006	2007	2008	2009	2010	2011	
1. Prior.....											
2. 2002.....											
3. 2003.....	XXX										
4. 2004.....	XXX	XXX									
5. 2005.....	XXX	XXX									
6. 2006.....	XXX	XXX	XXX	XXX							
7. 2007.....	XXX	XXX	XXX	XXX	XXX						
8. 2008.....	XXX	XXX	XXX	XXX	XXX	XXX					
9. 2009.....	XXX	XXX	XXX	XXX	XXX	XXX					
10. 2010.....	XXX	XXX	XXX	XXX	XXX	XXX	XXX	XXX			
11. 2011.....	XXX	XXX	XXX	XXX	XXX	XXX	XXX	XXX	XXX		
12. Totals.....	XXX	XXX	XXX	XXX	XXX	XXX	XXX	XXX	XXX	XXX	
13. Earned Premiums (Sch P-Pt. 1)											XXX

ANNUAL STATEMENT FOR THE YEAR 2011 OF THE NATIONWIDE INDEMNITY COMPANY

SCHEDULE P - PART 6R - PRODUCTS LIABILITY - OCCURRENCE

SECTION 1A

Years in Which Premiums Were Earned and Losses Were Incurred	CUMULATIVE PREMIUMS EARNED DIRECT AND ASSUMED AT YEAR END (\$000 OMITTED)										11 Current Year Premiums Earned
	1	2	3	4	5	6	7	8	9	10	
	2002	2003	2004	2005	2006	2007	2008	2009	2010	2011	
1. Prior.....											
2. 2002.....											
3. 2003.....	XXX										
4. 2004.....	XXX	XXX									
5. 2005.....	XXX	XXX	XXX								
6. 2006.....	XXX	XXX	XXX	XXX							
7. 2007.....	XXX	XXX	XXX	XXX	XXX	3	3	3	3	3	
8. 2008.....	XXX	XXX	XXX	XXX	XXX	XXX	1	1	1	1	
9. 2009.....	XXX	XXX	XXX	XXX	XXX	XXX	XXX	272	272	272	
10. 2010.....	XXX	XXX	XXX	XXX	XXX	XXX	XXX	XXX	49	49	
11. 2011.....	XXX	XXX	XXX	XXX	XXX	XXX	XXX	XXX	XXX	1	1
12. Totals.....	XXX	XXX	XXX	XXX	XXX	XXX	XXX	XXX	XXX	XXX	1
13. Earned Premiums (Sch P-Pt. 1)						3	1	272	49	1	XXX

SECTION 2A

Years in Which Premiums Were Earned and Losses Were Incurred	CUMULATIVE PREMIUMS EARNED CEDED AT YEAR END (\$000 OMITTED)										11 Current Year Premiums Earned
	1	2	3	4	5	6	7	8	9	10	
	2002	2003	2004	2005	2006	2007	2008	2009	2010	2011	
1. Prior.....											
2. 2002.....											
3. 2003.....	XXX										
4. 2004.....	XXX	XXX									
5. 2005.....	XXX	XXX	XXX								
6. 2006.....	XXX	XXX	XXX	XXX							
7. 2007.....	XXX	XXX	XXX	XXX	XXX						
8. 2008.....	XXX	XXX	XXX	XXX	XXX	XXX					
9. 2009.....	XXX	XXX	XXX	XXX	XXX	XXX					
10. 2010.....	XXX	XXX	XXX	XXX	XXX	XXX	XXX	XXX			
11. 2011.....	XXX	XXX	XXX	XXX	XXX	XXX	XXX	XXX	XXX		
12. Totals.....	XXX	XXX	XXX	XXX	XXX	XXX	XXX	XXX	XXX	XXX	
13. Earned Premiums (Sch P-Pt. 1)											XXX

SCHEDULE P - PART 6R - PRODUCTS LIABILITY - CLAIMS-MADE

SECTION 1B

Years in Which Premiums Were Earned and Losses Were Incurred	CUMULATIVE PREMIUMS EARNED DIRECT AND ASSUMED AT YEAR END (\$000 OMITTED)										11 Current Year Premiums Earned
	1	2	3	4	5	6	7	8	9	10	
	2002	2003	2004	2005	2006	2007	2008	2009	2010	2011	
1. Prior.....											
2. 2002.....											
3. 2003.....	XXX										
4. 2004.....	XXX	XXX									
5. 2005.....	XXX	XXX	XXX								
6. 2006.....	XXX	XXX	XXX	XXX							
7. 2007.....	XXX	XXX	XXX	XXX	XXX						
8. 2008.....	XXX	XXX	XXX	XXX	XXX	XXX					
9. 2009.....	XXX	XXX	XXX	XXX	XXX	XXX					
10. 2010.....	XXX	XXX	XXX	XXX	XXX	XXX	XXX	XXX			
11. 2011.....	XXX	XXX	XXX	XXX	XXX	XXX	XXX	XXX	XXX		
12. Totals.....	XXX	XXX	XXX	XXX	XXX	XXX	XXX	XXX	XXX	XXX	
13. Earned Premiums (Sch P-Pt. 1)											XXX

SECTION 2B

Years in Which Premiums Were Earned and Losses Were Incurred	CUMULATIVE PREMIUMS EARNED CEDED AT YEAR END (\$000 OMITTED)										11 Current Year Premiums Earned
	1	2	3	4	5	6	7	8	9	10	
	2002	2003	2004	2005	2006	2007	2008	2009	2010	2011	
1. Prior.....											
2. 2002.....											
3. 2003.....	XXX										
4. 2004.....	XXX	XXX									
5. 2005.....	XXX	XXX	XXX								
6. 2006.....	XXX	XXX	XXX	XXX							
7. 2007.....	XXX	XXX	XXX	XXX	XXX						
8. 2008.....	XXX	XXX	XXX	XXX	XXX	XXX					
9. 2009.....	XXX	XXX	XXX	XXX	XXX	XXX					
10. 2010.....	XXX	XXX	XXX	XXX	XXX	XXX	XXX	XXX			
11. 2011.....	XXX	XXX	XXX	XXX	XXX	XXX	XXX	XXX	XXX		
12. Totals.....	XXX	XXX	XXX	XXX	XXX	XXX	XXX	XXX	XXX	XXX	
13. Earned Premiums (Sch P-Pt. 1)											XXX

Schedule P - Part 7A - Section 1 - Primary Loss Sensitive Contracts

N O N E

Schedule P - Part 7A - Section 2 - Primary Loss Sensitive Contracts

N O N E

Schedule P - Part 7A - Section 3 - Primary Loss Sensitive Contracts

N O N E

Schedule P - Part 7A - Section 4 - Primary Loss Sensitive Contracts

N O N E

Schedule P - Part 7A - Section 5 - Primary Loss Sensitive Contracts

N O N E

Schedule P - Part 7B - Section 1 - Reinsurance Loss Sensitive Contracts

N O N E

Schedule P - Part 7B - Section 2 - Reinsurance Loss Sensitive Contracts

N O N E

Schedule P - Part 7B - Section 3 - Reinsurance Loss Sensitive Contracts

N O N E

Schedule P - Part 7B - Section 4 - Reinsurance Loss Sensitive Contracts

N O N E

Schedule P - Part 7B - Section 5 - Reinsurance Loss Sensitive Contracts

N O N E

Schedule P - Part 7B - Section 6 - Reinsurance Loss Sensitive Contracts

N O N E

Schedule P - Part 7B - Section 7 - Reinsurance Loss Sensitive Contracts

N O N E

SCHEDULE P INTERROGATORIES

1. The following questions relate to yet-to-be-issued Extended Reporting Endorsements (EREs) arising from Death, Disability, or Retirement (DDR) provisions in Medical Professional Liability Claims Made insurance policies. EREs provided for reasons other than DDR are not to be included.
- 1.1 Does the company issue Medical Professional Liability Claims Made insurance policies that provide tail (also known as an extended reporting endorsement, or “ERE”) benefits in the event of Death, Disability, or Retirement (DDR) at a reduced charge or at no additional cost? Yes [] No [☒]
If the answer to question 1.1 is “no”, leave the following questions blank. If the answer to question 1.1 is “yes”, please answer the following questions:
- 1.2 What is the total amount of the reserve for that provision (DDR Reserve), as reported, explicitly or not, elsewhere in this statement (in dollars)?\$
- 1.3 Does the company report any DDR reserve as Unearned Premium Reserve per SSAP #65? Yes [] No []
- 1.4 Does the company report any DDR reserve as loss or loss adjustment expense reserve? Yes [] No []
- 1.5 If the company reports DDR reserve as Unearned Premium Reserve, does that amount match the figure on the Underwriting and Investment Exhibit, Part 1A – Recapitulation of all Premiums (Page 7) Column 2, Lines 11.1 plus 11.2? Yes [] No [] N/A []
- 1.6 If the company reports DDR reserve as loss or loss adjustment expense reserve, please complete the following table corresponding to where these reserves are reported in Schedule P:

Years in Which Premiums Were Earned and Losses Were Incurred	DDR Reserve Included in Schedule P, Part 1F, Medical Professional Liability Column 24: Total Net Losses and Expenses Unpaid	
	¹ Section 1: Occurrence	² Section 2: Claims-Made
1.601 Prior		
1.602 2002		
1.603 2003		
1.604 2004		
1.605 2005		
1.606 2006		
1.607 2007		
1.608 2008		
1.609 2009		
1.610 2010		
1.611 2011.....		
1.612 Totals		

2. The definition of allocated loss adjustment expenses (ALAE) and, therefore, unallocated loss adjustment expenses (ULAE) was changed effective January 1, 1998. This change in definition applies to both paid and unpaid expenses. Are these expenses (now reported as “ Defense and Cost Containment” and “Adjusting and Other”) reported in compliance with these definitions in this statement? Yes [☒] No []
3. The Adjusting and Other expense payments and reserves should be allocated to the years in which the losses were incurred based on the number of claims reported, closed and outstanding in those years. When allocating Adjusting and Other expense between companies in a group or a pool, the Adjusting and Other expense should be allocated in the same percentage used for the loss amounts and the claim counts. For reinsurers, Adjusting and Other expense assumed should be reported according to the reinsurance contract. For Adjusting and Other expense incurred by reinsurers, or in those situations where suitable claim count information is not available, Adjusting and Other expense should be allocated by a reasonable method determined by the company and described in Interrogatory 7, below. Are they so reported in this Statement? Yes [☒] No []
4. Do any lines in Schedule P include reserves that are reported gross of any discount to present value of future payments, and that are reported net of such discounts on Page 10? Yes [] No [☒]

If yes, proper disclosure must be made in the Notes to Financial Statements, as specified in the Instructions. Also, the discounts must be reported in Schedule P - Part 1, Columns 32 and 33. Schedule P must be completed gross of non-tabular discounting. Work papers relating to discount calculations must be available for examination upon request.
Discounting is allowed only if expressly permitted by the state insurance department to which this Annual Statement is being filed.
5. What were the net premiums in force at the end of the year for:
(in thousands of dollars)

5.1 Fidelity
5.2 Surety48
6. Claim count information is reported per claim or per claimant (Indicate which).per claim.....
If not the same in all years, explain in Interrogatory 7.
- 7.1 The information provided in Schedule P will be used by many persons to estimate the adequacy of the current loss and expense reserves, among other things. Are there any especially significant events, coverage, retention or accounting changes that have occurred that must be considered when making such analyses? Yes [] No [☒]
- 7.2 (An extended statement may be attached.)
.....

SCHEDULE T - PART 2
INTERSTATE COMPACT - EXHIBIT OF PREMIUMS WRITTEN

Allocated by States and Territories

		Direct Business Only					
		1	2	3	4	5	6
States, Etc.		Life (Group and Individual)	Annuities (Group and Individual)	Disability Income (Group and Individual)	Long-Term Care (Group and Individual)	Deposit-Type Contracts	Totals
1.	Alabama	AL					
2.	Alaska	AK					
3.	Arizona	AZ					
4.	Arkansas	AR					
5.	California	CA					
6.	Colorado	CO					
7.	Connecticut	CT					
8.	Delaware	DE					
9.	District of Columbia	DC					
10.	Florida	FL					
11.	Georgia	GA					
12.	Hawaii	HI					
13.	Idaho	ID					
14.	Illinois	IL					
15.	Indiana	IN					
16.	Iowa	IA					
17.	Kansas	KS					
18.	Kentucky	KY					
19.	Louisiana	LA					
20.	Maine	ME					
21.	Maryland	MD					
22.	Massachusetts	MA					
23.	Michigan	MI					
24.	Minnesota	MN					
25.	Mississippi	MS					
26.	Missouri	MO					
27.	Montana	MT					
28.	Nebraska	NE					
29.	Nevada	NV					
30.	New Hampshire	NH					
31.	New Jersey	NJ					
32.	New Mexico	NM					
33.	New York	NY					
34.	North Carolina	NC					
35.	North Dakota	ND					
36.	Ohio	OH					
37.	Oklahoma	OK					
38.	Oregon	OR					
39.	Pennsylvania	PA					
40.	Rhode Island	RI					
41.	South Carolina	SC					
42.	South Dakota	SD					
43.	Tennessee	TN					
44.	Texas	TX					
45.	Utah	UT					
46.	Vermont	VT					
47.	Virginia	VA					
48.	Washington	WA					
49.	West Virginia	WV					
50.	Wisconsin	WI					
51.	Wyoming	WY					
52.	American Samoa	AS					
53.	Guam	GU					
54.	Puerto Rico	PR					
55.	U.S. Virgin Islands	VI					
56.	Northern Mariana Islands	MP					
57.	Canada	CN					
58.	Aggregate Other Alien	OT					
59.	Total						

NONE

ANNUAL STATEMENT FOR THE YEAR 2011 OF THE NATIONWIDE INDEMNITY COMPANY

SCHEDULE Y

PART 1A - DETAIL OF INSURANCE HOLDING COMPANY SYSTEM

1	2	3	4	5	6	7	8	9	10	11	12	13	14	15
Group Code	Group Name	NAIC Company Code	Federal ID Number	Federal RSSD	CIK	Name of Securities Exchange if Publicly Traded (U.S. or International)	Names of Parent, Subsidiaries Or Affiliates	Domiciliary Location	Relationship to Reporting Entity	Directly Controlled by (Name of Entity/Person)	Type of Control (Ownership, Board, Management, Attorney-in-Fact, Influence, Other)	If Control is Ownership Provide Percentage	Ultimate Controlling Entity(ies)/Person(s)	*
...0140	Nationwide		31-1486309				10 W. Nationwide, LLC	OH	NIA	Nationwide Realty Investors, Ltd.	Ownership	100.000	Nationwide Mutual Insurance Company	
...0140	Nationwide		31-1486309				101 N. Twentieth St, LLC	OH	NIA	Nationwide Realty Investors, Ltd.	Ownership	100.000	Nationwide Mutual Insurance Company	
...0140	Nationwide		31-1733036				120 Acre Partners, LLC	DE	NIA	Nationwide Realty Investors, Ltd.	Ownership	95.000	Nationwide Mutual Insurance Company	
...0140	Nationwide						Nationwide Mutual Insurance Company							
...0140	Nationwide		26-2451988				1492 Capital, LLC	OH	NIA		Ownership	100.000	Nationwide Mutual Insurance Company	
...0140	Nationwide		20-1347603				180 E. Broad Partners, LLC	OH	NIA	Nationwide Realty Investors, Ltd.	Ownership	33.330	Nationwide Mutual Insurance Company	1
...0140	Nationwide						3Stone Inflection Fund, LLC	DE	OTH	Other non-Nationwide	n/a	0.000	Other non-Nationwide	
...0140	Nationwide		31-1580283				400 West Nationwide Boulevard, LLC	OH	NIA	NWD Investments, LLC	Ownership	100.000	Nationwide Mutual Insurance Company	
...0140	Nationwide		31-1580283				425 West Nationwide Boulevard, LLC	OH	NIA	NWD Investments, LLC	Ownership	100.000	Nationwide Mutual Insurance Company	
...0140	Nationwide		31-1486309				44 Chestnut, LLC	OH	NIA	Nationwide Realty Investors, Ltd.	Ownership	100.000	Nationwide Mutual Insurance Company	
...0140	Nationwide		20-4939866				775 Yard Street Restaurant, LLC	OH	NIA	NRI Equity Land Investments, LLC	Ownership	100.000	Nationwide Mutual Insurance Company	
...0140	Nationwide		20-4939866				775 Yard Street, LLC	OH	NIA	NRI Equity Land Investments, LLC	Ownership	100.000	Nationwide Mutual Insurance Company	
...0140	Nationwide		20-4939866				800 Bobcat Avenue, LLC	OH	NIA	NRI Equity Land Investments, LLC	Ownership	100.000	Nationwide Mutual Insurance Company	
...0140	Nationwide		20-4939866				805 Bobcat Avenue, LLC	OH	NIA	NRI Equity Land Investments, LLC	Ownership	100.000	Nationwide Mutual Insurance Company	
...0140	Nationwide		20-4939866				850 Goodale Blvd., LLC	OH	NIA	NRI Equity Land Investments, LLC	Ownership	100.000	Nationwide Mutual Insurance Company	
...0140	Nationwide		31-1680808				AD Investments, LLC	OH	NIA	Nationwide Realty Investors, Ltd.	Ownership	60.000	Nationwide Mutual Insurance Company	1
...0140	Nationwide		31-1580283				ADTV, LLC	OH	NIA	NWD Investments, LLC	Ownership	100.000	Nationwide Mutual Insurance Company	
...0140	Nationwide						Nationwide Advantage Mortgage Company							
...0140	Nationwide		52-2227314				AGMC Reinsurance, Ltd.	Turk/Caic	JA		Ownership	100.000	Nationwide Mutual Insurance Company	
...0140	Nationwide		42-1011300				ALLIED General Agency Company	JA	JA	AMCO Insurance Company	Ownership	100.000	Nationwide Mutual Insurance Company	
...0140	Nationwide						Nationwide Mutual Insurance Company							
...0140	Nationwide		42-0958655				ALLIED Group, Inc.	JA	NIA		Ownership	100.000	Nationwide Mutual Insurance Company	
...0140	Nationwide	10127	27-0114983				ALLIED Insurance Company of America (fka Atlantic Floridian Insurance Company)	OH	JA	Nationwide Mutual Insurance Company	Ownership	100.000	Nationwide Mutual Insurance Company	
...0140	Nationwide	45279	42-1201931				ALLIED Property and Casualty Insurance Company	JA	JA	ALLIED Group, Inc.	Ownership	100.000	Nationwide Mutual Insurance Company	
...0140	Nationwide		42-1527863				ALLIED Texas Agency, Inc.	TX	JA	AMCO Insurance Company	Ownership	100.000	Nationwide Mutual Insurance Company	
...0140	Nationwide	19100	42-6054959				AMCO Insurance Company	JA	JA	ALLIED Group, Inc.	Ownership	100.000	Nationwide Mutual Insurance Company	
...0140	Nationwide						Nationwide Mutual Insurance Company							
...0140	Nationwide		59-1031596				American Marine Underwriters, Inc.	FL	JA		Ownership	100.000	Nationwide Mutual Insurance Company	
...0140	Nationwide		31-1580283				Arena District CA I, LLC	OH	NIA	NWD Investments, LLC	Ownership	100.000	Nationwide Mutual Insurance Company	
...0140	Nationwide		90-0280710				Arena District Owners Association	OH	OTH	Other non-Nationwide	n/a	0.000	Other non-Nationwide	
...0140	Nationwide		31-1580283				Arena Theatres, LLC	OH	NIA	NWD Investments, LLC	Ownership	100.000	Nationwide Mutual Insurance Company	
...0140	Nationwide						Artessa at Quarry Village, LLC	TX	OTH	Other non-Nationwide	n/a	0.000	Other non-Nationwide	
...0140	Nationwide		31-1486309				Atkins Circle I, LLC	OH	NIA	NRI Communities, Ltd.	Ownership	100.000	Nationwide Mutual Insurance Company	
...0140	Nationwide		31-1486309				Atkins Circle II, LLC	OH	NIA	NRI Communities, Ltd.	Ownership	100.000	Nationwide Mutual Insurance Company	
...0140	Nationwide						Nationwide Mutual Insurance Company							
...0140	Nationwide						BCCS Investment Fund LLC	DE	OTH		Ownership	100.000	Nationwide Mutual Insurance Company	
...0140	Nationwide		31-1486309				Beckett Ridge Communities, LLC	OH	NIA	NRI Communities, Ltd.	Ownership	100.000	Nationwide Mutual Insurance Company	
...0140	Nationwide						Boulevard Inn Limited Liability Company	OH	NIA	Nationwide Realty Investors, Ltd.	Ownership	94.800	Nationwide Mutual Insurance Company	
...0140	Nationwide		31-1184438											
...0140	Nationwide		31-1555487				Broad Street Retail, LLC	DE	NIA	Nationwide Realty Investors, Ltd.	Ownership	60.000	Nationwide Mutual Insurance Company	
...0140	Nationwide						Nationwide Mutual Insurance Company							
...0140	Nationwide						Brooke School Investment Fund, LLC	DE	OTH		Ownership	100.000	Nationwide Mutual Insurance Company	
...0140	Nationwide						Nationwide Mutual Insurance Company				Limited partner /no control	50.000	other non-Nationwide	
...0140	Nationwide		20-1618232				CHP New Market Investment Fund, LLC	OH	OTH		Ownership	100.000	Nationwide Mutual Insurance Company	
...0140	Nationwide		20-1618232				CNRI-Cannonsport Condominium, LLC	OH	NIA	CNRI-Cannonsport, LLC	Ownership	100.000	Nationwide Mutual Insurance Company	
...0140	Nationwide						CNRI-Cannonsport, LLC	OH	NIA	Nationwide Realty Investors, Ltd.	Ownership	100.000	Nationwide Mutual Insurance Company	
...0140	Nationwide						Co-investment Fund, LLC	DE	OTH	Other non-Nationwide	n/a	0.000	Other non-Nationwide	

ANNUAL STATEMENT FOR THE YEAR 2011 OF THE NATIONWIDE INDEMNITY COMPANY

SCHEDULE Y

PART 1A - DETAIL OF INSURANCE HOLDING COMPANY SYSTEM

1	2	3	4	5	6	7	8	9	10	11	12	13	14	15
Group Code	Group Name	NAIC Company Code	Federal ID Number	Federal RSSD	CIK	Name of Securities Exchange if Publicly Traded (U.S. or International)	Names of Parent, Subsidiaries Or Affiliates	Domi-ciliary Location	Relationship to Reporting Entity	Directly Controlled by (Name of Entity/Person)	Type of Control (Ownership, Board, Management, Attorney-in-Fact, Influence, Other)	If Control is Owner-ship Provide Percen-tage	Ultimate Controlling Entity(ies)/Person(s)	*
...0140 ...	Nationwide29262 ..	74-1061659	Colonial County Mutual Insurance CompanyTX.....	..JA.....	Other non-Nationwide	contract0.000	Other non-Nationwide
...0140 ...	Nationwide	04-3750770	Continental/North Shore I, L.P.OH.....	..NIA.....	Continental/NRI North Shore Investments, LLC	Ownership.....	..100.000	Nationwide Mutual Insurance Company1
...0140 ...	Nationwide	20-0366090	Continental/North Shore II, L.P.OH.....	..NIA.....	Continental/NRI North Shore Investments, LLC	Ownership.....	..100.000	Nationwide Mutual Insurance Company1
...0140 ...	Nationwide	20-0142724	Continental/NRI North Shore Investments, LLCOH.....	..NIA.....	Nationwide Realty Investors, Ltd. ..	Ownership.....	..50.500	Nationwide Mutual Insurance Company1
...0140 ...	Nationwide	Cotton Mill Partners, LLCVA.....	..OTH.....	Nationwide Mutual Insurance Company	Limited partner /no control2.000	other non-Nationwide
...0140 ...	Nationwide18961 ..	68-0066866	Crestbrook Insurance CompanyOH.....	..JA.....	Nationwide Mutual Insurance Company	Ownership.....	..100.000	Nationwide Mutual Insurance Company
...0140 ...	Nationwide	31-1486309	Crewville, Ltd.OH.....	..NIA.....	Nationwide Realty Investors, Ltd. ..	Ownership.....	..100.000	Nationwide Mutual Insurance Company
...0140 ...	Nationwide42587 ..	42-1207150	Depositors Insurance CompanyJA.....	..JA.....	ALLIED Group, Inc.	Ownership.....	..100.000	Nationwide Mutual Insurance Company
...0140 ...	Nationwide	33-0096671	DVM Insurance Agency, Inc.CA.....	..JA.....	Veterinary Pet Insurance Company ...	Ownership.....	..100.000	Nationwide Mutual Insurance Company
...0140 ...	Nationwide	20-1945276	East of Madison, LLCDE.....	..NIA.....	120 Acre Partners, Ltd.	Ownership.....	..24.910	Nationwide Mutual Insurance Company1
...0140 ...	Nationwide	31-1486309	Easton Communities II, LLCOH.....	..NIA.....	NRI Communities, Ltd.	Ownership.....	..100.000	Nationwide Mutual Insurance Company
...0140 ...	Nationwide	31-1486309	Easton Communities, LLCOH.....	..NIA.....	NRI Communities, Ltd.	Ownership.....	..100.000	Nationwide Mutual Insurance Company
...0140 ...	Nationwide	ELH Investment LLCDE.....	..OTH.....	Nationwide Mutual Insurance Company	Other0.000	Nationwide Mutual Insurance Company2
...0140 ...	Nationwide13838 ..	42-0618271	Farmland Mutual Insurance CompanyJA.....	..JA.....	Other non-Nationwide	debt0.000	Other non-Nationwide
...0140 ...	Nationwide22209 ..	75-6013587	Freedom Specialty Insurance Company (fka Atlantic Insurance Company)OH.....	..JA.....	Other non-Nationwide	Ownership.....	..100.000	Nationwide Mutual Insurance Company
...0140 ...	Nationwide	Gartmore Riverview Diversified Opportunities, LLCDE.....	..OTH.....	Nationwide Mutual Insurance Company	Ownership.....	..0.000	Nationwide Mutual Insurance Company1
...0140 ...	Nationwide	Gartmore Riverview Diversified Opportunities, LLCDE.....	..OTH.....	Nationwide Mutual Fire Insurance Company	Ownership.....	..0.000	Nationwide Mutual Insurance Company1
...0140 ...	Nationwide	Gartmore Riverview Diversified Opportunities, LLCDE.....	..OTH.....	Nationwide Life Insurance Company ..	Ownership.....	..0.000	Nationwide Mutual Insurance Company1
...0140 ...	Nationwide	31-4187660	Gates McDonald of Ohio, LLCOH.....	..NIA.....	Nationwide Better Health Holding Company, LLC	Ownership.....	..100.000	Nationwide Mutual Insurance Company
...0140 ...	Nationwide	13-4933584	Gates, McDonald & Company of New York, Inc.NY.....	..NIA.....	Gates McDonald of Ohio, LLC	Ownership.....	..100.000	Nationwide Mutual Insurance Company
...0140 ...	Nationwide	76-0810957	GatesMcDonald DTAO, LLCOH.....	..NIA.....	Gates McDonald of Ohio, LLC	Ownership.....	..100.000	Nationwide Mutual Insurance Company
...0140 ...	Nationwide	76-0810958	GatesMcDonald DTC, LLCOH.....	..NIA.....	Gates McDonald of Ohio, LLC	Ownership.....	..100.000	Nationwide Mutual Insurance Company
...0140 ...	Nationwide	31-1478706	GatesMcDonald Health Plus, LLCOH.....	..NIA.....	Gates McDonald of Ohio, LLC	Ownership.....	..100.000	Nationwide Mutual Insurance Company
...0140 ...	Nationwide	20-4939866	Grandview Yard Hotel Holdings, LLCOH.....	..NIA.....	NRI Equity Land Investments, LLC ...	Ownership.....	..100.000	Nationwide Mutual Insurance Company
...0140 ...	Nationwide	20-4939866	Grandview Yard Hotel, LLCOH.....	..NIA.....	Grandview Yard Hotel Holdings, LLC ..	Ownership.....	..100.000	Nationwide Mutual Insurance Company
...0140 ...	Nationwide	31-1486309	Harris Blvd. Communities I, LLCOH.....	..NIA.....	NRI Communities, Ltd.	Ownership.....	..100.000	Nationwide Mutual Insurance Company
...0140 ...	Nationwide	32-0051216	Hideaway Properties Corp.CA.....	..OTH.....	Nationwide Realty Investors, Ltd. ..	Ownership.....	..50.000	Nationwide Mutual Insurance Company1
...0140 ...	Nationwide	31-0871532	Insurance Intermediaries, Inc.OH.....	..JA.....	Nationwide Mutual Insurance Company	Ownership.....	..100.000	Nationwide Mutual Insurance Company
...0140 ...	Nationwide	31-1486309	Jerome Village Company, LLCOH.....	..NIA.....	Nationwide Realty Investors, Ltd. ..	Ownership.....	..100.000	Nationwide Mutual Insurance Company
...0140 ...	Nationwide	31-1486309	Jerome Village Master Property Owners AssociationOH.....	..NIA.....	Jerome Village Company, LLC	Ownership.....	..100.000	Nationwide Mutual Insurance Company
...0140 ...	Nationwide	31-1486309	Jerome Village Residential Property Owners Association, Inc.OH.....	..NIA.....	Jerome Village Company, LLC	Ownership.....	..100.000	Nationwide Mutual Insurance Company
...0140 ...	Nationwide	Leaguers Investment Fund LLCDE.....	..OTH.....	Nationwide Mutual Insurance Company	Other0.000	Nationwide Mutual Insurance Company2
...0140 ...	Nationwide	56-3789189	Life REO Holdings, LLCOH.....	..NIA.....	Nationwide Life Insurance Company ..	Ownership.....	..100.000	Nationwide Mutual Insurance Company

ANNUAL STATEMENT FOR THE YEAR 2011 OF THE NATIONWIDE INDEMNITY COMPANY

SCHEDULE Y

PART 1A - DETAIL OF INSURANCE HOLDING COMPANY SYSTEM

1	2	3	4	5	6	7	8	9	10	11	12	13	14	15
Group Code	Group Name	NAIC Company Code	Federal ID Number	Federal RSSD	CIK	Name of Securities Exchange if Publicly Traded (U.S. or International)	Names of Parent, Subsidiaries Or Affiliates	Domi-ciliary Location	Relationship to Reporting Entity	Directly Controlled by (Name of Entity/Person)	Type of Control (Ownership, Board, Management, Attorney-in-Fact, Influence, Other)	If Control is Owner-ship Provide Percen-tage	Ultimate Controlling Entity(ies)/Person(s)	*
...0140 ...	Nationwide		56-3789187				Life REO Holdings, LLC	OH	NIA.....	Nationwide Life Insurance Company ..	Ownership.....	100.000	Nationwide Mutual Insurance Company
...0140 ...	Nationwide		74-1395229				Lone Star General Agency, Inc.	TX	JA.....	Nationwide Mutual Insurance Company	Ownership.....	100.000	Nationwide Mutual Insurance Company
...0140 ...	Nationwide						Match School Investment Fund, LLC ...	DE	OTH.....	Nationwide Mutual Insurance Company	Ownership.....	100.000	Nationwide Mutual Insurance Company
...0140 ...	Nationwide		31-1486309				Maxtown Communities, LLC	DE	NIA.....	NRI Communities, Ltd.	Ownership.....	100.000	Nationwide Mutual Insurance Company
...0140 ...	Nationwide		31-1486309				Maxtown Retail, LLC	OH	NIA.....	NRI Communities, Ltd.	Ownership.....	100.000	Nationwide Mutual Insurance Company
...0140 ...	Nationwide	11991	38-0865250				National Casualty Company	WI	JA.....	Nationwide Mutual Insurance Company	Ownership.....	100.000	Nationwide Mutual Insurance Company
							National Casualty Company of America, Ltd.	GB	JA.....	National Casualty Company	Ownership.....	100.000	Nationwide Mutual Insurance Company
...0140 ...	Nationwide		42-1154244				Nationwide Advantage Mortgage Company	JA	NIA.....	AMCO Insurance Company	Ownership.....	87.300	Nationwide Mutual Insurance Company
...0140 ...	Nationwide		42-1154244				Nationwide Advantage Mortgage Company	JA	NIA.....	ALLIED Property & Casualty Insurance Company	Ownership.....	8.470	Nationwide Mutual Insurance Company
...0140 ...	Nationwide		42-1154244				Nationwide Advantage Mortgage Company	JA	NIA.....	Depositors Insurance Company	Ownership.....	4.230	Nationwide Mutual Insurance Company
...0140 ...	Nationwide	26093	48-0470690				Nationwide Affinity Insurance Company of America	OH	JA.....	Nationwide Mutual Insurance Company	Ownership.....	100.000	Nationwide Mutual Insurance Company
...0140 ...	Nationwide	28223	42-1015537				Nationwide Agribusiness Insurance Company	JA	JA.....	Nationwide Mutual Insurance Company	Ownership.....	100.000	Nationwide Mutual Insurance Company
...0140 ...	Nationwide		20-5976272				Nationwide Alternative Investments, LLC	OH	NIA.....	Nationwide Mutual Insurance Company	Ownership.....	100.000	Nationwide Mutual Insurance Company
...0140 ...	Nationwide		31-1578869				Nationwide Arena, LLC	OH	NIA.....	Nationwide Mutual Insurance Company	Ownership.....	90.000	Nationwide Mutual Insurance Company
...0140 ...	Nationwide		20-8670712				Nationwide Asset Management, LLC	OH	NIA.....	Nationwide Mutual Insurance Company	Ownership.....	100.000	Nationwide Mutual Insurance Company
...0140 ...	Nationwide		20-8670712				Nationwide Asset Management, LLC	OH	NIA.....	Nationwide Mutual Insurance Company	Ownership.....	100.000	Nationwide Mutual Insurance Company
...0140 ...	Nationwide	10723	95-0639970				Nationwide Assurance Company	WI	JA.....	Nationwide Mutual Insurance Company	Ownership.....	100.000	Nationwide Mutual Insurance Company
...0140 ...	Nationwide		31-1592130	2729677			Nationwide Bank	FED	OTH.....	Nationwide Financial Services, Inc.	Ownership.....	100.000	Nationwide Mutual Insurance Company
...0140 ...	Nationwide		52-1776258				Nationwide Better Health (Ohio), LLC	OH	NIA.....	Nationwide Better Health Holding Company, LLC	Ownership.....	100.000	Nationwide Mutual Insurance Company
...0140 ...	Nationwide		11-3766032				Nationwide Better Health Holding Company, LLC	OH	NIA.....	Nationwide Corporation	Ownership.....	75.000	Nationwide Mutual Insurance Company
...0140 ...	Nationwide		11-3766032				Nationwide Better Health Holding Company, LLC	OH	NIA.....	Nationwide Mutual Fire Insurance Company	Ownership.....	25.000	Nationwide Mutual Insurance Company
...0140 ...	Nationwide		31-1036287				Nationwide Cash Management Company ...	OH	NIA.....	Nationwide Mutual Insurance Company	Ownership.....	100.000	Nationwide Mutual Insurance Company
...0140 ...	Nationwide		31-1752320				Nationwide Community Development Corporation, LLC	OH	NIA.....	Nationwide Life Insurance Company ..	Ownership.....	67.000	Nationwide Mutual Insurance Company
...0140 ...	Nationwide		31-1752320				Nationwide Community Development Corporation, LLC	OH	NIA.....	Nationwide Indemnity Company	Ownership.....	33.000	Nationwide Mutual Insurance Company
...0140 ...	Nationwide						Nationwide Community Development Corporation, LLC		NIA.....	Nationwide Life Insurance Company,	Ownership.....	67.000	Nationwide Mutual Insurance Company
...0140 ...	Nationwide						Nationwide Community Development Corporation, LLC		NIA.....	Nationwide Indemnity Company	Ownership.....	33.000	Nationwide Mutual Insurance Company
...0140 ...	Nationwide		31-4416546				Nationwide Corporation	OH	NIA.....	Nationwide Mutual Insurance Company	Ownership.....	95.200	Nationwide Mutual Insurance Company

ANNUAL STATEMENT FOR THE YEAR 2011 OF THE NATIONWIDE INDEMNITY COMPANY

SCHEDULE Y

PART 1A - DETAIL OF INSURANCE HOLDING COMPANY SYSTEM

1	2	3	4	5	6	7	8	9	10	11	12	13	14	15
Group Code	Group Name	NAIC Company Code	Federal ID Number	Federal RSSD	CIK	Name of Securities Exchange if Publicly Traded (U.S. or International)	Names of Parent, Subsidiaries Or Affiliates	Domi-ciliary Location	Relationship to Reporting Entity	Directly Controlled by (Name of Entity/Person)	Type of Control (Ownership, Board, Management, Attorney-in-Fact, Influence, Other)	If Control is Owner-ship Provide Percen-tage	Ultimate Controlling Entity(ies)/Person(s)	*
...0140 ...	Nationwide		31-4416546				Nationwide Corporation	OH	NIA.....	Nationwide Mutual Fire Insurance Company	Ownership.....	...4.800	Nationwide Mutual Insurance Company	
...0140 ...	Nationwide		04-3679407				Nationwide Emerging Managers, LLC	DE	NIA.....	Nationwide SA Capital Trust	Ownership.....	...100.000	Nationwide Mutual Insurance Company	
...0140 ...	Nationwide		05-0630007				Nationwide Exclusive Agent Risk Purchasing Group, LLC	OH	NIA.....	Insurance Intermediaries, Inc.	Ownership.....	...100.000	Nationwide Mutual Insurance Company	
...0140 ...	Nationwide		31-1667326				Nationwide Financial Assignment Company	OH	NIA.....	Nationwide Life Insurance Company ..	Ownership.....	...100.000	Nationwide Mutual Insurance Company	
...0140 ...	Nationwide		23-2412039				Nationwide Financial General Agency, Inc.	PA	NIA.....	NFS Distributors, Inc.	Ownership.....	...100.000	Nationwide Mutual Insurance Company	
...0140 ...	Nationwide		31-1316276				Nationwide Financial Institution Distributors Agency, Inc.	DE	NIA.....	NFS Distributors, Inc.	Ownership.....	...100.000	Nationwide Mutual Insurance Company	
...0140 ...	Nationwide		31-6554353				Nationwide Financial Services Capital Trust	DE	NIA.....	Nationwide Financial Services, Inc.	Ownership.....	...100.000	Nationwide Mutual Insurance Company	
...0140 ...	Nationwide		31-1486870				Nationwide Financial Services, Inc.	DE	NIA.....	Nationwide Corporation	Ownership.....	...100.000	Nationwide Mutual Insurance Company	
...0140 ...	Nationwide		80-0081970				Nationwide Financial Structured Products, LLC	OH	NIA.....	Nationwide Financial Services, Inc.	Ownership.....	...100.000	Nationwide Mutual Insurance Company	
...0140 ...	Nationwide		52-6969857				Nationwide Fund Advisors	DE	NIA.....	Nationwide Financial Services, Inc.	Ownership.....	...100.000	Nationwide Mutual Insurance Company	
...0140 ...	Nationwide		31-1748721				Nationwide Fund Distributors LLC	DE	NIA.....	NFS Distributors, Inc.	Ownership.....	...100.000	Nationwide Mutual Insurance Company	
...0140 ...	Nationwide		31-0900518				Nationwide Fund Management LLC	DE	NIA.....	NFS Distributors, Inc.	Ownership.....	...100.000	Nationwide Mutual Insurance Company	
...0140 ...	Nationwide23760	31-4425763				Nationwide General Insurance Company	OH	JA.....	Nationwide Mutual Insurance Company	Ownership.....	...100.000	Nationwide Mutual Insurance Company	
...0140 ...	Nationwide		31-1570938				Nationwide Global Holdings, Inc.	OH	NIA.....	Nationwide Corporation	Ownership.....	...100.000	Nationwide Mutual Insurance Company	
...0140 ...	Nationwide		04-3732385				Nationwide Global Ventures, Inc.	DE	NIA.....	Nationwide Asset Management Holdings, Inc.	Ownership.....	...100.000	Nationwide Mutual Insurance Company	
...0140 ...	Nationwide		31-1399201				Nationwide Mutual Insurance Company			Nationwide Mutual Insurance Company	Ownership.....	...100.000	Nationwide Mutual Insurance Company	
...0140 ...	Nationwide25453	95-2130882				Nationwide Indemnity Company	OH			Ownership.....	...100.000	Nationwide Mutual Insurance Company	
...0140 ...	Nationwide10948	31-1613686				Nationwide Insurance Company of America	WI	JA.....	ALLIED Group, Inc.	Ownership.....	...100.000	Nationwide Mutual Insurance Company	
...0140 ...	Nationwide		31-6022301				Nationwide Insurance Company of Florida	OH	JA.....	Nationwide Mutual Insurance Company	Ownership.....	...100.000	Nationwide Mutual Insurance Company	
...0140 ...	Nationwide		41-2206199				Nationwide Insurance Foundation	OH	OTH.....	Other non-Nationwide	n/a0.000	Other non-Nationwide	
...0140 ...	Nationwide		73-0988442				Nationwide Investment Advisors, LLC ..	OH	NIA.....	Nationwide Life Insurance Company ..	Ownership.....	...100.000	Nationwide Mutual Insurance Company	
...0140 ...	Nationwide		31-1000740				Nationwide Investment Services Corporation	OK	NIA.....	Nationwide Life Insurance Company ..	Ownership.....	...100.000	Nationwide Mutual Insurance Company	
...0140 ...	Nationwide92657	31-1000740				Nationwide Life and Annuity Insurance Company	OH	JA.....	Nationwide Life Insurance Company ..	Ownership.....	...100.000	Nationwide Mutual Insurance Company	
...0140 ...	Nationwide66869	31-4156830				Nationwide Life Insurance Company	OH	JA.....	Nationwide Financial Services, Inc.	Ownership.....	...100.000	Nationwide Mutual Insurance Company	
...0140 ...	Nationwide		13-4212969				Nationwide Life Tax Credit Partners 2002-A, LLC	OH	NIA.....	Nationwide Life Insurance Company ..	Other.....	...0.000	Nationwide Mutual Insurance Company2
...0140 ...	Nationwide		01-0749754				Nationwide Life Tax Credit Partners 2002-B, LLC	OH	NIA.....	Nationwide Life Insurance Company ..	Other.....	...0.000	Nationwide Mutual Insurance Company2
...0140 ...	Nationwide		03-0498148				Nationwide Life Tax Credit Partners 2002-C, LLC	OH	NIA.....	Nationwide Life Insurance Company ..	Other.....	...0.000	Nationwide Mutual Insurance Company2
...0140 ...	Nationwide		54-2113175				Nationwide Life Tax Credit Partners 2003-A, LLC	OH	NIA.....	Nationwide Life Insurance Company ..	Other.....	...0.000	Nationwide Mutual Insurance Company2
...0140 ...	Nationwide		58-2672725				Nationwide Life Tax Credit Partners 2003-B, LLC	OH	NIA.....	Nationwide Life Insurance Company ..	Other.....	...0.000	Nationwide Mutual Insurance Company2
...0140 ...	Nationwide		20-0357951				Nationwide Life Tax Credit Partners 2003-C, LLC	OH	NIA.....	Nationwide Life Insurance Company ..	Other.....	...0.000	Nationwide Mutual Insurance Company2

ANNUAL STATEMENT FOR THE YEAR 2011 OF THE NATIONWIDE INDEMNITY COMPANY

SCHEDULE Y

PART 1A - DETAIL OF INSURANCE HOLDING COMPANY SYSTEM

1	2	3	4	5	6	7	8	9	10	11	12	13	14	15
Group Code	Group Name	NAIC Company Code	Federal ID Number	Federal RSSD	CIK	Name of Securities Exchange if Publicly Traded (U.S. or International)	Names of Parent, Subsidiaries Or Affiliates	Domiciliary Location	Relationship to Reporting Entity	Directly Controlled by (Name of Entity/Person)	Type of Control (Ownership, Board, Management, Attorney-in-Fact, Influence, Other)	If Control is Ownership Provide Percentage	Ultimate Controlling Entity(ies)/Person(s)	*
...0140	Nationwide		20-0382144				Nationwide Life Tax Credit Partners 2004-A, LLC	OH	NIA	Nationwide Life Insurance Company	Other	0.000	Nationwide Mutual Insurance Company	...2
...0140	Nationwide		20-0745944				Nationwide Life Tax Credit Partners 2004-B, LLC	OH	NIA	Nationwide Life Insurance Company	Other	0.000	Nationwide Mutual Insurance Company	...2
...0140	Nationwide		20-0745965				Nationwide Life Tax Credit Partners 2004-C, LLC	OH	NIA	Nationwide Life Insurance Company	Other	0.000	Nationwide Mutual Insurance Company	...2
...0140	Nationwide		20-1128408				Nationwide Life Tax Credit Partners 2004-D, LLC	OH	NIA	Nationwide Life Insurance Company	Other	0.000	Nationwide Mutual Insurance Company	...2
...0140	Nationwide		20-1128472				Nationwide Life Tax Credit Partners 2004-E, LLC	OH	NIA	Nationwide Life Insurance Company	Other	0.000	Nationwide Mutual Insurance Company	...2
...0140	Nationwide		20-1918935				Nationwide Life Tax Credit Partners 2004-F, LLC	OH	NIA	Nationwide Life Insurance Company	Other	0.000	Nationwide Mutual Insurance Company	...2
...0140	Nationwide		20-2303694				Nationwide Life Tax Credit Partners 2005-A, LLC	OH	NIA	Nationwide Life Insurance Company	Other	0.000	Nationwide Mutual Insurance Company	...2
...0140	Nationwide		20-2303602				Nationwide Life Tax Credit Partners 2005-B, LLC	OH	NIA	Nationwide Life Insurance Company	Other	0.000	Nationwide Mutual Insurance Company	...2
...0140	Nationwide		20-2450960				Nationwide Life Tax Credit Partners 2005-C, LLC	OH	NIA	Nationwide Life Insurance Company	Other	0.000	Nationwide Mutual Insurance Company	...2
...0140	Nationwide		20-2451052				Nationwide Life Tax Credit Partners 2005-D, LLC	OH	NIA	Nationwide Life Insurance Company	Other	0.000	Nationwide Mutual Insurance Company	...2
...0140	Nationwide		20-2774223				Nationwide Life Tax Credit Partners 2005-E, LLC	OH	NIA	Nationwide Life Insurance Company	Other	0.000	Nationwide Mutual Insurance Company	...2
...0140	Nationwide		21-1288836				Nationwide Life Tax Credit Partners 2007-A, LLC	OH	NIA	Nationwide Life Insurance Company	Other	0.000	Nationwide Mutual Insurance Company	...2
...0140	Nationwide		26-3427373				Nationwide Life Tax Credit Partners 2009-A, LLC	OH	NIA	Nationwide Life Insurance Company	Other	0.000	Nationwide Mutual Insurance Company	...2
...0140	Nationwide		26-3427435				Nationwide Life Tax Credit Partners 2009-B, LLC	OH	NIA	Nationwide Life Insurance Company	Other	0.000	Nationwide Mutual Insurance Company	...2
...0140	Nationwide		26-3427479				Nationwide Life Tax Credit Partners 2009-C, LLC	OH	NIA	Nationwide Life Insurance Company	Other	0.000	Nationwide Mutual Insurance Company	...2
...0140	Nationwide		26-3427525				Nationwide Life Tax Credit Partners 2009-D, LLC	OH	NIA	Nationwide Life Insurance Company	Other	0.000	Nationwide Mutual Insurance Company	...2
...0140	Nationwide		26-4737055				Nationwide Life Tax Credit Partners 2009-E, LLC	OH	NIA	Nationwide Life Insurance Company	Other	0.000	Nationwide Mutual Insurance Company	...2
...0140	Nationwide		26-4737157				Nationwide Life Tax Credit Partners 2009-F, LLC	OH	NIA	Nationwide Life Insurance Company	Other	0.000	Nationwide Mutual Insurance Company	...2
...0140	Nationwide		27-1362364				Nationwide Life Tax Credit Partners 2009-I, LLC	OH	NIA	Nationwide Life Insurance Company	Other	0.000	Nationwide Mutual Insurance Company	...2
...0140	Nationwide						Nationwide Life Tax Credit Partners No. 1, LLC	OH	NIA	Nationwide Life Insurance Company	Other	0.000	Nationwide Mutual Insurance Company	...2
...0140	Nationwide	.42110	75-1780981				Nationwide Lloyds	TX	JA	n/a	contract	0.000	Nationwide Mutual Insurance Company	
...0140	Nationwide						Nationwide Mutual Capital I, LLC	DE	NIA	Nationwide Mutual Capital, LLC	Ownership	100.000	Nationwide Mutual Insurance Company	
...0140	Nationwide		75-3191025				Nationwide Mutual Capital, LLC	OH	NIA	Nationwide Mutual Insurance Company	Ownership	100.000	Nationwide Mutual Insurance Company	
...0140	Nationwide	.23779	82-0549218				Nationwide Mutual Fire Insurance Company	OH	OTH	Other non-Nationwide	n/a	0.000	Other non-Nationwide	
...0140	Nationwide	.23787	31-4177100				Nationwide Mutual Insurance Company	OH	UDP	Other non-Nationwide	n/a	0.000	Other non-Nationwide	
...0140	Nationwide		34-2012765				Nationwide Private Equity Fund, LLC	OH	NIA	Nationwide Mutual Insurance Company	Ownership	100.000	Nationwide Mutual Insurance Company	
...0140	Nationwide		34-2012765				Nationwide Private Equity Fund, LLC	OH	NIA	Nationwide Mutual Insurance Company	Ownership	100.000	Nationwide Mutual Insurance Company	

ANNUAL STATEMENT FOR THE YEAR 2011 OF THE NATIONWIDE INDEMNITY COMPANY

SCHEDULE Y
PART 1A - DETAIL OF INSURANCE HOLDING COMPANY SYSTEM

1	2	3	4	5	6	7	8	9	10	11	12	13	14	15
Group Code	Group Name	NAIC Company Code	Federal ID Number	Federal RSSD	CIK	Name of Securities Exchange if Publicly Traded (U.S. or International)	Names of Parent, Subsidiaries Or Affiliates	Domi-ciliary Location	Relationship to Reporting Entity	Directly Controlled by (Name of Entity/Person)	Type of Control (Ownership, Board, Management, Attorney-in-Fact, Influence, Other)	If Control is Owner-ship Provide Percen-tage	Ultimate Controlling Entity(ies)/Person(s)	*
...0140 ...	Nationwide37877 ...	31-0970750	Nationwide Property and Casualty Insurance Company	OH	JA	Nationwide Mutual Insurance Company	Ownership.....	100.000	Nationwide Mutual Insurance Company
...0140 ...	Nationwide	01-0852763	Nationwide Property Protection Services, LLC	OH	NIA.....	Nationwide Services Company, LLC ... Nationwide Mutual Insurance Company	Ownership.....	100.000	Nationwide Mutual Insurance Company
...0140 ...	Nationwide	31-1486309	Nationwide Realty Investors, Ltd.	OH	NIA.....	Nationwide Realty Investors, Ltd.	Ownership.....	95.000	Nationwide Mutual Insurance Company
...0140 ...	Nationwide	31-1486309	Nationwide Realty Investors, Ltd.	OH	NIA.....	Nationwide Indemnity Company	Ownership.....	5.000	Nationwide Mutual Insurance Company
...0140 ...	Nationwide	31-1486309	Nationwide Realty Management, LLC	OH	NIA.....	Nationwide Realty Investors, Ltd.	Ownership.....	100.000	Nationwide Mutual Insurance Company
...0140 ...	Nationwide	04-3833929	Nationwide Realty Management, LLC	OH	NIA.....	Nationwide Realty Investors, Ltd. Nationwide Mutual Insurance Company	Ownership.....	100.000	Nationwide Mutual Insurance Company
.....	Nationwide Realty Services, Ltd.	OH	NIA.....	Ownership.....	100.000	Nationwide Mutual Insurance Company
...0140 ...	Nationwide	06-0987812	Nationwide Retirement Solutions Insurance Agency, Inc.	MA	JA	Nationwide Retirement Solutions, Inc.	Ownership.....	100.000	Nationwide Mutual Insurance Company
...0140 ...	Nationwide	73-0948330	Nationwide Retirement Solutions, Inc.	DE	NIA.....	NFS Distributors, Inc.	Ownership.....	100.000	Nationwide Mutual Insurance Company
...0140 ...	Nationwide	86-0924069	Nationwide Retirement Solutions, Inc. of Arizona	AZ	NIA.....	Nationwide Retirement Solutions, Inc.	Ownership.....	100.000	Nationwide Mutual Insurance Company
...0140 ...	Nationwide	31-1331479	Nationwide Retirement Solutions, Inc. of Ohio	OH	NIA.....	Nationwide Retirement Solutions, Inc.	contract	0.000	Nationwide Mutual Insurance Company
...0140 ...	Nationwide	74-2200854	Nationwide Retirement Solutions, Inc. of Texas	TX	NIA.....	Nationwide Retirement Solutions, Inc.	contract	0.000	Nationwide Mutual Insurance Company
...0140 ...	Nationwide	52-6969856	Nationwide SA Capital Trust	DE	NIA.....	NWD Investment Management, Inc.	Ownership.....	100.000	Nationwide Mutual Insurance Company
...0140 ...	Nationwide	42-1373380	Nationwide Sales Solutions, Inc.	JA	NIA.....	ALLIED Group, Inc.	Ownership.....	100.000	Nationwide Mutual Insurance Company
...0140 ...	Nationwide	36-2434406	Nationwide Securities, LLC	OH	NIA.....	NFS Distributors, Inc. Nationwide Mutual Insurance Company	Ownership.....	100.000	Nationwide Mutual Insurance Company
...0140 ...	Nationwide	31-4177100	Nationwide Services Company, LLC	OH	NIA.....	Ownership.....	100.000	Nationwide Mutual Insurance Company
...0140 ...	Nationwide	27-0743545	Nationwide Tax Credit Partners 2009-G, LLC	OH	NIA.....	Nationwide Mutual Insurance Company	Other.....	0.000	Nationwide Mutual Insurance Company2
.....	Nationwide Tax Credit Partners 2009-H, LLC	OH	NIA.....	Nationwide Mutual Insurance Company	Other.....	0.000	Nationwide Mutual Insurance Company2
...0140 ...	Nationwide	27-0768791	ND La Quinta Partners, LLC	DE	NIA.....	Nationwide Realty Investors, Ltd. ...	Ownership.....	95.000	Nationwide Mutual Insurance Company
...0140 ...	Nationwide	11-3651828	Newhouse Capital Partners II, LLC	DE	NIA.....	Nationwide Global Ventures, Inc.	Ownership.....	80.000	Nationwide Mutual Insurance Company
...0140 ...	Nationwide	Newhouse Capital Partners II, LLC	DE	NIA.....	Nationwide Global Ventures, Inc.	Ownership.....	99.000	Nationwide Mutual Insurance Company
...0140 ...	Nationwide	Newhouse Capital Partners, LLC	DE	NIA.....	NWD Investment Management, Inc. Nationwide Mutual Insurance Company	Ownership.....	19.000	Nationwide Mutual Insurance Company
...0140 ...	Nationwide	Newhouse Capital Partners, LLC	DE	NIA.....	Ownership.....	70.000	Nationwide Mutual Insurance Company
...0140 ...	Nationwide	Newhouse Capital Partners, LLC	DE	NIA.....	Nationwide Mutual Fire Insurance Company	Ownership.....	10.000	Nationwide Mutual Insurance Company
...0140 ...	Nationwide	Nationwide Financial Services, Inc.
...0140 ...	Nationwide	31-1630871	NFS Distributors, Inc.	DE	NIA.....	Ownership.....	100.000	Nationwide Mutual Insurance Company
...0140 ...	Nationwide	14-1892640	NHT XII Tax Credit Fund, LLC	DC	NIA.....	Nationwide Life Insurance Company ..	Ownership.....	49.990	Nationwide Mutual Insurance Company1
...0140 ...	Nationwide	14-1892640	NHT XII Tax Credit Fund, LLC	DC	NIA.....	Nationwide Assurance Company	Ownership.....	25.000	Nationwide Mutual Insurance Company1
.....	Nationwide Mutual Insurance Company
...0140 ...	Nationwide	14-1892640	NHT XII Tax Credit Fund, LLC	DC	NIA.....	Ownership.....	25.000	Nationwide Mutual Insurance Company1
.....	North Bank Condominium Home Owners Association	OH	OTH.....	Other non-Nationwide	n/a	0.000	Other non-Nationwide
...0140 ...	Nationwide	26-0351004	North of Third, LLC	OH	NIA.....	NRI Equity Land Investments, LLC	100.000	Nationwide Mutual Insurance Company
.....	Northstar Commercial Development, LLC
...0140 ...	Nationwide	26-4083207	OH	NIA.....	Nationwide Realty Investors, Ltd. ...	Ownership.....	50.000	Nationwide Mutual Insurance Company1
.....	Northstar Residential Developments, LLC
...0140 ...	Nationwide	26-4083354	OH	NIA.....	Nationwide Realty Investors, Ltd. ...	Ownership.....	50.000	Nationwide Mutual Insurance Company1

ANNUAL STATEMENT FOR THE YEAR 2011 OF THE NATIONWIDE INDEMNITY COMPANY

SCHEDULE Y

PART 1A - DETAIL OF INSURANCE HOLDING COMPANY SYSTEM

1	2	3	4	5	6	7	8	9	10	11	12	13	14	15
Group Code	Group Name	NAIC Company Code	Federal ID Number	Federal RSSD	CIK	Name of Securities Exchange if Publicly Traded (U.S. or International)	Names of Parent, Subsidiaries Or Affiliates	Domi-ciliary Location	Relationship to Reporting Entity	Directly Controlled by (Name of Entity/Person)	Type of Control (Ownership, Board, Management, Attorney-in-Fact, Influence, Other)	If Control is Owner-ship Provide Percen-tage	Ultimate Controlling Entity(ies)/Person(s)	*
0140	Nationwide		31-1486309				NRI 12325 Copper Way, LLC	OH	NIA	Nationwide Realty Investors, Ltd.	Ownership	100.000	Nationwide Mutual Insurance Company	
0140	Nationwide		31-1486309				NRI 220 Schrock, LLC	OH	NIA	Nationwide Realty Investors, Ltd.	Ownership	100.000	Nationwide Mutual Insurance Company	
0140	Nationwide		31-1486309				NRI Arena, LLC	OH	NIA	Nationwide Realty Investors, Ltd.	Ownership	100.000	Nationwide Mutual Insurance Company	
0140	Nationwide		31-1486309				NRI Brooksidege, LLC	OH	NIA	Nationwide Realty Investors, Ltd.	Ownership	100.000	Nationwide Mutual Insurance Company	
0140	Nationwide		31-1486309				NRI Builders, LLC	OH	NIA	Nationwide Realty Investors, Ltd.	Ownership	100.000	Nationwide Mutual Insurance Company	
0140	Nationwide		31-1486309				NRI Communities, Ltd.	OH	NIA	Nationwide Realty Investors, Ltd.	Ownership	100.000	Nationwide Mutual Insurance Company	
0140	Nationwide		31-1486309				NRI Communities/Charlotte, LLC	OH	NIA	NRI Communities, Ltd.	Ownership	100.000	Nationwide Mutual Insurance Company	
0140	Nationwide		31-1486309				NRI Communities/Harris Blvd., LLC	OH	NIA	NRI Communities, Ltd.	Ownership	100.000	Nationwide Mutual Insurance Company	
0140	Nationwide		31-1486309				NRI Cramer Creek, LLC	OH	NIA	Nationwide Realty Investors, Ltd.	Ownership	100.000	Nationwide Mutual Insurance Company	
0140	Nationwide		20-4939866				NRI Equity Land Investments, LLC	OH	NIA	Nationwide Realty Investors, Ltd.	Ownership	80.000	Nationwide Mutual Insurance Company	
0140	Nationwide						NRI Equity Tampa, LLC	OH	OTH	Nationwide Realty Investors, Ltd.	Ownership	50.000	Nationwide Mutual Insurance Company	
0140	Nationwide		30-4939866				NRI Office Ventures, Ltd	OH	NIA	Nationwide Realty Investors, Ltd.	Ownership	100.000	Nationwide Mutual Insurance Company	
0140	Nationwide		31-1486309				NRI Telecom, LLC	OH	NIA	NWD Investments, LLC	Ownership	100.000	Nationwide Mutual Insurance Company	
0140	Nationwide						NTCIF-2011 Georgia State Investor, LLC	OH	NIA	Nationwide Property and Casualty Company	Ownership	100.000	Nationwide Mutual Insurance Company	
0140	Nationwide		90-0729552				NTCIF-2011, LLC	OH	NIA	Nationwide Life Insurance Company		100.000	Nationwide Mutual Insurance Company	
0140	Nationwide		27-4700627				NTCP 2011-A, LLC	OH	NIA	Nationwide Life Insurance Company	Ownership	100.000	Nationwide Mutual Insurance Company	
0140	Nationwide		45-2648254				NW-111 Congressional, LLC	OH	NIA	NW-REI, LLC	Ownership	100.000	Nationwide Mutual Insurance Company	
0140	Nationwide		27-2076516				NW-2100 Latham, LLC	DE	NIA	NW-REI, LLC	Ownership	100.000	Nationwide Mutual Insurance Company	
0140	Nationwide		27-1572329				NW-Arbor Blvd., LLC	OH	NIA	NW-REI, LLC	Ownership	100.000	Nationwide Mutual Insurance Company	
0140	Nationwide		36-4702264				NW-Arvada, LLC	OH	NIA	NW-REI, LLC	Ownership	100.000	Nationwide Mutual Insurance Company	
0140	Nationwide		45-2724980				NW-Cameron, LLC	OH	NIA	NW-REI, LLC	Ownership	100.000	Nationwide Mutual Insurance Company	
0140	Nationwide		27-4750067				NW-Center Park, LLC	OH	NIA	NW-REI, LLC	Ownership	100.000	Nationwide Mutual Insurance Company	
0140	Nationwide									Nationwide Mutual Insurance Company				
0140	Nationwide		26-0901660				NW-CNC Coppell, LLC	DE	NIA		Ownership	100.000	Nationwide Mutual Insurance Company	
0140	Nationwide		27-4431267				NW-Collection, LLC	DE	NIA	NW-REI, LLC	Ownership	100.000	Nationwide Mutual Insurance Company	
0140	Nationwide		27-2764819				NW-Commerce Center, LLC	DE	NIA	NW REI, LLC	Ownership	100.000	Nationwide Mutual Insurance Company	
0140	Nationwide		27-4576656				NW-Coral Cove, LLC	OH	NIA	NW-REI, LLC	Ownership	100.000	Nationwide Mutual Insurance Company	
0140	Nationwide						NW-Corvallis, LLC	OH	NIA	NW-REI, LLC	Ownership	100.000	Nationwide Mutual Insurance Company	
0140	Nationwide		31-1580283				NWD 205 Vine, LLC	OH	NIA	NWD Investments, LLC	Ownership	100.000	Nationwide Mutual Insurance Company	
0140	Nationwide		31-1580283				NWD 225 Nationwide, LLC	OH	NIA	NWD Investments, LLC	Ownership	100.000	Nationwide Mutual Insurance Company	
0140	Nationwide		31-1580283				NWD 230 West, LLC	OH	NIA	NWD Investments, LLC	Ownership	100.000	Nationwide Mutual Insurance Company	
0140	Nationwide		31-1580283				NWD 265 Neil, LLC	OH	NIA	NWD Investments, LLC	Ownership	100.000	Nationwide Mutual Insurance Company	
0140	Nationwide		31-1580283				NWD 275 Marconi, LLC	OH	NIA	NWD Investments, LLC	Ownership	100.000	Nationwide Mutual Insurance Company	
0140	Nationwide		31-1580283				NWD 295 McConnell, LLC	OH	NIA	NWD Investments, LLC	Ownership	100.000	Nationwide Mutual Insurance Company	
0140	Nationwide		31-1580283				NWD 300 Neil, LLC	OH	NIA	NWD Investments, LLC	Ownership	100.000	Nationwide Mutual Insurance Company	
0140	Nationwide		31-1580283				NWD 300 Spring, LLC	OH	NIA	NWD Investments, LLC	Ownership	100.000	Nationwide Mutual Insurance Company	
0140	Nationwide		31-1580283				NWD 355 McConnell, LLC	OH	NIA	NWD Investments, LLC	Ownership	100.000	Nationwide Mutual Insurance Company	
0140	Nationwide		31-1580283				NWD 401 Nationwide, LLC	OH	NIA	NWD Investments, LLC	Ownership	100.000	Nationwide Mutual Insurance Company	
0140	Nationwide		31-1580283				NWD 425 Nationwide, LLC	OH	NIA	NWD Investments, LLC	Ownership	100.000	Nationwide Mutual Insurance Company	
0140	Nationwide		31-1580283				NWD 500 Nationwide, LLC	OH	NIA	NWD Investments, LLC	Ownership	100.000	Nationwide Mutual Insurance Company	
0140	Nationwide		31-1580283				NWD Arena Crossing, LLC	OH	NIA	NWD Investments, LLC	Ownership	100.000	Nationwide Mutual Insurance Company	
0140	Nationwide		31-1580283				NWD Arena District I, LLC	OH	NIA	NWD Investments, LLC	Ownership	100.000	Nationwide Mutual Insurance Company	
0140	Nationwide		31-1580283				NWD Arena District II, LLC	OH	NIA	NWD Investments, LLC	Ownership	100.000	Nationwide Mutual Insurance Company	
0140	Nationwide		31-1580283				NWD Arena District MM, LLC	OH	NIA	NWD Investments, LLC	Ownership	100.000	Nationwide Mutual Insurance Company	
0140	Nationwide		31-1580283				NWD Arena District PW, LLC	OH	NIA	NWD Investments, LLC	Ownership	100.000	Nationwide Mutual Insurance Company	
0140	Nationwide		31-1580283				NWD Arena District V, LLC	OH	NIA	NWD Investments, LLC	Ownership	100.000	Nationwide Mutual Insurance Company	
0140	Nationwide		04-3679396				NWD Asset Management Holdings, Inc.	DE	NIA	Nationwide SA Capital Trust	Ownership	100.000	Nationwide Mutual Insurance Company	
0140	Nationwide		31-1580283				NWD Athletic Club, LLC	OH	NIA	NWD Investments, LLC	Ownership	100.000	Nationwide Mutual Insurance Company	
0140	Nationwide		31-1636299				NWD Investment Management, Inc.	DE	NIA	NWD Management & Research Trust	Ownership	100.000	Nationwide Mutual Insurance Company	
0140	Nationwide		31-1580283				NWD Investments, LLC	OH	NIA	Nationwide Realty Investors, Ltd.	Ownership	80.000	Nationwide Mutual Insurance Company	

ANNUAL STATEMENT FOR THE YEAR 2011 OF THE NATIONWIDE INDEMNITY COMPANY

SCHEDULE Y

PART 1A - DETAIL OF INSURANCE HOLDING COMPANY SYSTEM

1	2	3	4	5	6	7	8	9	10	11	12	13	14	15
Group Code	Group Name	NAIC Company Code	Federal ID Number	Federal RSSD	CIK	Name of Securities Exchange if Publicly Traded (U.S. or International)	Names of Parent, Subsidiaries Or Affiliates	Domi-ciliary Location	Relationship to Reporting Entity	Directly Controlled by (Name of Entity/Person)	Type of Control (Ownership, Board, Management, Attorney-in-Fact, Influence, Other)	If Control is Owner-ship Provide Percen-tage	Ultimate Controlling Entity(ies)/Person(s)	*
0140	Nationwide		25-6711069				NWD Management & Research Trust	DE	NIA	Nationwide Corporation	Ownership	100.000	Nationwide Mutual Insurance Company	
0140	Nationwide		90-0732898				NW-Dulles, LLC	OH	NIA	NW-REI, LLC	Ownership	100.000	Nationwide Mutual Insurance Company	
0140	Nationwide		27-1711211				NW-Foxwood Place, LLC	DE	NIA	NW-REI, LLC	Ownership	100.000	Nationwide Mutual Insurance Company	
0140	Nationwide		27-4750429				NW-Francisco Bay, LLC	OH	NIA	Life REO Holdings, LLC	Ownership	100.000	Nationwide Mutual Insurance Company	
0140	Nationwide		45-2647960				NW-Grapevine, LLC	OH	NIA	NW-REI, LLC	Ownership	100.000	Nationwide Mutual Insurance Company	
0140	Nationwide		27-4750498				NW-Harvard Row, LLC	OH	NIA	NW-REI, LLC	Ownership	100.000	Nationwide Mutual Insurance Company	
0140	Nationwide		26-3336778				NW-Highland Park, LLC	DE	NIA	NW-REI, LLC	Ownership	100.000	Nationwide Mutual Insurance Company	
0140	Nationwide		27-4387718				NW-Highmeadow, LLC	DE	NIA	NW-REI, LLC	Ownership	100.000	Nationwide Mutual Insurance Company	
0140	Nationwide		27-4431168				NW-Interchange, LLC	OH	NIA	NW-REI, LLC	Ownership	100.000	Nationwide Mutual Insurance Company	
0140	Nationwide		27-4749640				NW-Kohls Market, LLC	OH	NIA	NW-REI, LLC	Ownership	100.000	Nationwide Mutual Insurance Company	
0140	Nationwide		27-3386303				NW-Middlesex Tech IV, LLC	DE	NIA	NW-REI, LLC	Ownership	100.000	Nationwide Mutual Insurance Company	
0140	Nationwide		27-3386189				NW-Middlesex Tech V, LLC	DE	NIA	NW-REI, LLC	Ownership	87.650	Nationwide Mutual Insurance Company	
0140	Nationwide		27-3386189				NW-Middlesex Tech V, LLC	DE	NIA	Nationwide Life Insurance Company	Ownership	2.350	Nationwide Mutual Insurance Company	
0140	Nationwide		27-4749848				NW-Northridge, LLC	OH	NIA	NW-REI, LLC	Ownership	100.000	Nationwide Mutual Insurance Company	
0140	Nationwide		27-4749937				NW-Park Village, LLC	OH	NIA	NW-REI, LLC	Ownership	100.000	Nationwide Mutual Insurance Company	
0140	Nationwide		26-1903919				NW-REI, LLC	DE	NIA	Nationwide Mutual Insurance Company	Ownership	100.000	Nationwide Mutual Insurance Company	
0140	Nationwide		27-4387647				NW-Ross Hall, LLC	DE	NIA	NW-REI, LLC	Ownership	100.000	Nationwide Mutual Insurance Company	
0140	Nationwide						NW-Southline, LLC	OH	NIA	NW-REI, LLC	Ownership	100.000	Nationwide Mutual Insurance Company	
0140	Nationwide		26-2352827				NW-State Street, LLC	DE	NIA	NW-REI, LLC	Ownership	100.000	Nationwide Mutual Insurance Company	
0140	Nationwide		27-4749587				NW-Taylor Farmer Jack, LLC	OH	NIA	NW-REI, LLC	Ownership	100.000	Nationwide Mutual Insurance Company	
0140	Nationwide		27-4387563				NW-University, LLC	DE	NIA	NW-REI, LLC	Ownership	100.000	Nationwide Mutual Insurance Company	
0140	Nationwide		27-1921199				NW-Willow Lake LLC	DE	NIA	NW-REI, LLC	Ownership	100.000	Nationwide Mutual Insurance Company	
0140	Nationwide		31-0947092				OCH Company, LLC	OH	NIA	Nationwide Realty Investors, Ltd.	Ownership	100.000	Nationwide Mutual Insurance Company	
0140	Nationwide		31-0947092				Ohio Center Hotel Company, Ltd.	OH	NIA	Nationwide Realty Investors, Ltd.	Ownership	53.180	Nationwide Mutual Insurance Company	1
0140	Nationwide		26-0263012				Old Track Street Owners Association	OH	OTH	Other non-Nationwide	n/a	0.000	Other non-Nationwide	
0140	Nationwide	13999	27-1712056				Olentangy Reinsurance, LLC	VT	JA	Nationwide Life and Annuity Insurance Company	Ownership	100.000	Nationwide Mutual Insurance Company	
0140	Nationwide						OYS Fund, LLC	DE	OTH	Nationwide Mutual Insurance Company	Ownership	100.000	Nationwide Mutual Insurance Company	
0140	Nationwide						Park 288 Industrial, LLC	TX	OTH	Nationwide Mutual Insurance Company	Investor member / no control	95.000	other non-Nationwide	
0140	Nationwide									Nationwide Financial Services, Inc.				
0140	Nationwide		39-1805904				Pension Associates, Inc.	WI	NIA		Ownership	100.000	Nationwide Mutual Insurance Company	
0140	Nationwide		31-1486309				Perimeter A, Ltd	OH	NIA	Nationwide Realty Investors, Ltd.	Ownership	100.000	Nationwide Mutual Insurance Company	
0140	Nationwide		31-1486309				Pine Communities, LLC	DE	NIA	NRI Communities, Ltd.	Ownership	100.000	Nationwide Mutual Insurance Company	
0140	Nationwide		31-1486309				Polaris A, Ltd.	OH	NIA	Nationwide Realty Investors, Ltd.	Ownership	100.000	Nationwide Mutual Insurance Company	
0140	Nationwide		39-1907217				Premier Agency, Inc.	IA	NIA	ALLIED Group, Inc.	Ownership	100.000	Nationwide Mutual Insurance Company	
4664	Pure	12873	20-8287105				Privilege Underwriters Reciprocal Exchange	FL	JA	Other non-Nationwide	n/a	0.000	Other non-Nationwide	
4664	Pure						Privilege Underwriters, Inc.	FL	JA	Other non-Nationwide	n/a	0.000	Other non-Nationwide	
4664	Pure	13204	26-3109178				Pure Insurance Company	FL	JA	Other non-Nationwide	n/a	0.000	Other non-Nationwide	
4664	Pure						Pure Risk Management, LLC	FL	JA	Other non-Nationwide	n/a	0.000	Other non-Nationwide	
0140	Nationwide		75-2938844				Registered Investment Advisors Services, Inc.	TX	NIA	Nationwide Financial Services, Inc.	Ownership	100.000	Nationwide Mutual Insurance Company	
0140	Nationwide		82-0549218				Retention Alternatives, Ltd.	Bermuda	JA	Nationwide Mutual Fire Insurance Company	Ownership	100.000	Nationwide Mutual Insurance Company	
0140	Nationwide		22-3655264				Riverview International Group, Inc.	DE	NIA	NWD Management & Research Trust	Ownership	100.000	Nationwide Mutual Insurance Company	
0140	Nationwide						Riverview Multi Series Fund, LL - Class Event	DE	OTH	Nationwide Mutual Insurance Company	Ownership	100.000	Nationwide Mutual Insurance Company	

ANNUAL STATEMENT FOR THE YEAR 2011 OF THE NATIONWIDE INDEMNITY COMPANY

SCHEDULE Y

PART 1A - DETAIL OF INSURANCE HOLDING COMPANY SYSTEM

1	2	3	4	5	6	7	8	9	10	11	12	13	14	15
Group Code	Group Name	NAIC Company Code	Federal ID Number	Federal RSSD	CIK	Name of Securities Exchange if Publicly Traded (U.S. or International)	Names of Parent, Subsidiaries Or Affiliates	Domi-ciliary Location	Relationship to Reporting Entity	Directly Controlled by (Name of Entity/Person)	Type of Control (Ownership, Board, Management, Attorney-in-Fact, Influence, Other)	If Control is Owner-ship Provide Percen-tage	Ultimate Controlling Entity(ies)/Person(s)	*
...0140 ...	Nationwide						Riverview Multi Series Fund, LL - Class N	DE	OTH.....	Nationwide Mutual Insurance Company	Ownership.....	100.000 ...	Nationwide Mutual Insurance Company
...0140 ...	Nationwide						Riverview Polyphony Fund, LLC	DE	OTH.....	Nationwide Mutual Insurance Company	Ownership.....	100.000 ...	Nationwide Mutual Insurance Company
...0140 ...	Nationwide	15580	31-1117969				Scottsdale Indemnity Company	OH	JA.....	Nationwide Mutual Insurance Company	Ownership.....	100.000 ...	Nationwide Mutual Insurance Company
...0140 ...	Nationwide	41297	31-1024978				Scottsdale Insurance Company	OH	JA.....	Nationwide Mutual Insurance Company	Ownership.....	100.000 ...	Nationwide Mutual Insurance Company
...0140 ...	Nationwide	10672	86-0835870				Scottsdale Surplus Lines Insurance Company	AZ	JA.....	Scottsdale Insurance Company	Ownership.....	100.000 ...	Nationwide Mutual Insurance Company
...0140 ...	Nationwide		31-1486309				South Pittsburgh, LLC	OH	NIA.....	NRI Communities, Ltd.	Ownership.....	100.000 ...	Nationwide Mutual Insurance Company
...0140 ...	Nationwide		31-1486309				Streets of Toringdon, LLC	OH	NIA.....	Nationwide Realty Investors, Ltd. ..	Ownership.....	100.000 ...	Nationwide Mutual Insurance Company
...0140 ...	Nationwide						The Association for Theater Based Community Development, LLC		OTH.....	Nationwide Mutual Insurance Company	Limited partner /no control	50.000 ...	other non-Nationwide
...0140 ...	Nationwide		91-2158214				The Hideaway Club	CA	OTH.....	Other non-Nationwide	n/a	0.000 ...	Other non-Nationwide
...0140 ...	Nationwide		86-1094799				The Hideaway Owners Association	CA	OTH.....	Other non-Nationwide	n/a	0.000 ...	Other non-Nationwide
...0140 ...	Nationwide		20-3541511				The Madison Club	CA	OTH.....	Other non-Nationwide	n/a	0.000 ...	Other non-Nationwide
...0140 ...	Nationwide		20-3541507				The Madison Club Owners Association ..	CA	OTH.....	Other non-Nationwide	n/a	0.000 ...	Other non-Nationwide
...0140 ...	Nationwide		31-1610040				The Waterfront Partners, LLC	OH	NIA.....	Nationwide Realty Investors, Ltd. ..	Ownership.....	50.000 ...	Nationwide Mutual Insurance Company .	1
...0140 ...	Nationwide		52-2031677				THI Holdings (Delaware), Inc.	DE	NIA.....	Nationwide Mutual Insurance Company	Ownership.....	100.000 ...	Nationwide Mutual Insurance Company
...0140 ...	Nationwide		74-2825853				Titan Auto Insurance of New Mexico, Inc.	NM	JA.....	Whitehall Holdings, Inc.	Ownership.....	100.000 ...	Nationwide Mutual Insurance Company
...0140 ...	Nationwide	13242	74-2286759				Titan Indemnity Company	TX	JA.....	THI Holdings (Delaware), Inc.	Ownership.....	100.000 ...	Nationwide Mutual Insurance Company
...0140 ...	Nationwide	36269	86-0619597				Titan Insurance Company	MI	JA.....	Titan Indemnity Company	Ownership.....	100.000 ...	Nationwide Mutual Insurance Company
...0140 ...	Nationwide		75-1284530				Titan Insurance Services, Inc.	TX	NIA.....	Whitehall Holdings, Inc.	Ownership.....	100.000 ...	Nationwide Mutual Insurance Company
...0140 ...	Nationwide		33-0160222				V.P.I. Services, Inc.	CA	JA.....	Veterinary Pet Insurance Company ...	Ownership.....	100.000 ...	Nationwide Mutual Insurance Company
...0140 ...	Nationwide	42285	95-3750113				Veterinary Pet Insurance Company	CA	JA.....	Scottsdale Insurance Company	Ownership.....	100.000 ...	Nationwide Mutual Insurance Company
...0140 ...	Nationwide	10644	34-1785903				Victoria Automobile Insurance Company			Victoria Fire & Casulaty Insurance Company	Ownership.....	100.000 ...	Nationwide Mutual Insurance Company
...0140 ...	Nationwide	42889	34-1394913				Victoria Fire & Casualty Company	OH	JA.....	THI Holdings (Delaware), Inc.	Ownership.....	100.000 ...	Nationwide Mutual Insurance Company
...0140 ...	Nationwide	10778	34-1842604				Victoria National Insurance Company ..	OH	JA.....	Victoria Fire & Casulaty Insurance Company	Ownership.....	100.000 ...	Nationwide Mutual Insurance Company
...0140 ...	Nationwide	10105	34-1777972				Victoria Select Insurance Company	OH	JA.....	Victoria Fire & Casulaty Insurance Company	Ownership.....	100.000 ...	Nationwide Mutual Insurance Company
...0140 ...	Nationwide	10777	34-1842602				Victoria Specialty Insurance Company	OH	JA.....	Victoria Fire & Casulaty Insurance Company	Ownership.....	100.000 ...	Nationwide Mutual Insurance Company
...0140 ...	Nationwide		31-1682140				Waterfront Apartments, LLC	OH	NIA.....	NRI Communities, Ltd.	Ownership.....	100.000 ...	Nationwide Mutual Insurance Company
...0140 ...	Nationwide	37150	86-0561941				Western Heritage Insurance Company ...	AZ	JA.....	Scottsdale Insurance Company	Ownership.....	100.000 ...	Nationwide Mutual Insurance Company
...0140 ...	Nationwide						Westport Capital Partners II	CT	OTH.....	Nationwide Mutual Insurance Company	Investor member / no control	71.000 ...	other non-Nationwide
...0140 ...	Nationwide		74-2767942				Whitehall Holdings, Inc.	TX	NIA.....	THI Holdings (Delaware), Inc.	Ownership.....	100.000 ...	Nationwide Mutual Insurance Company
...0140 ...	Nationwide		59-3471667				WI of Florida, Inc.	FL	NIA.....	Whitehall Holdings, Inc.	Ownership.....	100.000 ...	Nationwide Mutual Insurance Company
...0140 ...	Nationwide		31-1486309				Yacht Club Communities II, LLC	OH	NIA.....	NRI Communities, Ltd.	Ownership.....	100.000 ...	Nationwide Mutual Insurance Company
...0140 ...	Nationwide		31-1486309				Yacht Club Communities, LLC	DE	NIA.....	NRI Communities, Ltd.	Ownership.....	100.000 ...	Nationwide Mutual Insurance Company
...0140 ...	Nationwide						Zais Zephyr A4, LLC	DE	OTH.....	Nationwide Life Insurance Company ..	limited member / no control	60.000 ...	other non-Nationwide

ANNUAL STATEMENT FOR THE YEAR 2011 OF THE NATIONWIDE INDEMNITY COMPANY

Asterisk	Explanation
1	For the purposes of this schedule, Nationwide presumed control of these entities because they are owned by at least 10% and are not wholly-owned by a Nationwide entity.
2	Other ownership indicates a non-ownership circumstance by a Nationwide entity.

ANNUAL STATEMENT FOR THE YEAR 2011 OF THE NATIONWIDE INDEMNITY COMPANY

SCHEDULE Y

PART 2 - SUMMARY OF INSURER'S TRANSACTIONS WITH ANY AFFILIATES

1	2	3	4	5	6	7	8	9	10	11	12	13
NAIC Company Code	Federal ID Number	Names of Insurers and Parent, Subsidiaries or Affiliates	Shareholder Dividends	Capital Contributions	Purchases, Sales or Exchanges of Loans, Securities, Real Estate, Mortgage Loans or Other Investments	Income/ (Disbursements) Incurred in Connection with Guarantees or Undertakings for the Benefit of any Affiliate(s)	Management Agreements and Service Contracts	Income/ (Disbursements) Incurred Under Reinsurance Agreements	*	Any Other Material Activity Not in the Ordinary Course of the Insurer's Business	Totals	Reinsurance Recoverable/ (Payable) on Losses and/or Reserve Credit Taken/(Liability)
00000	42-0958655	ALLIED GROUP, INC					2,359				2,359	
10127	27-0114983	ALLIED INSURANCE COMPANY OF AMERICA					10,771		*		10,771	
42579	42-1201931	ALLIED PROP & CAS INS CO					74,098	(1,999,431)	*		(1,925,333)	878,395,617
19100	42-6054959	AMCO INSURANCE COMPANY			3,702,000		14,500	(205,500,606)	*		(201,784,106)	1,565,115,921
29262	74-1061659	COLONIAL COUNTY MUTUAL INSURNACE CO					(6,583,303)	(31,167,236)			(37,750,539)	134,370,593
18961	68-0066866	CRESTBROOK INSURANCE COMPANY					11,248	(674,626)	*		(663,378)	1,680,507
42587	42-1207150	DEPOSITORS INSURANCE COMPANY					9,275	22,958,925	*		22,968,200	491,015,739
13838	42-0618271	FARMLAND MUTUAL INSURANCE COMPANY					26,490	615,915	*		642,405	10,835,296
22209	75-6013587	FREEDOM SPECIALTY INSURANCE COMPANY			504,000		2,284	(1,681,411)			(1,175,127)	23,368,561
00000	74-1395229	LONE STAR GENERAL AGENCY					6,583,303				6,583,303	
11991	38-0865250	NATIONAL CASUALTY COMPANY					10,116	(36,320,036)			(36,309,920)	974,549,217
00000	42-1154244	NATIONWIDE ADVANTAGER MORTGAGE COMPANY			257,470,462		3,910				257,474,372	
26093	48-0470690	NATIONWIDE AFFINITY INSURANCE COMPANY OF AMERICA					1,280	52,424,089	*		52,425,369	486,101,608
28223	42-1015537	NATIONWIDE AGRIBUSINESS INSURANCE COMPANY					22,960	(62,052,329)	*		(62,029,369)	727,867,734
10723	95-0639970	NATIONWIDE ASSURANCE COMPANY					14,556	(10,325,163)			(10,310,607)	25,808,294
00000	11-3766032	NATIONWIDE BETTER HEALTH, INC		35,000,000			11,072				35,011,072	
00000	31-1177951	NATIONWIDE CASH MANAGEMENT COMPANY					(1,527,550)				(1,527,550)	
00000	31-4416546	NATIONWIDE CORPORATION		(35,000,000)	(50,000,000)		22,898				(84,977,102)	
00000	31-1486870	NATIONWIDE FINANCIAL SERVICES, INC.		53,700,000			149,280				53,849,280	
23760	31-4425763	NATIONWIDE GENERAL INSURANCE COMPANY					5,346	(63,389,838)	*		(63,384,492)	397,845,577
00000	31-1570938	NATIONWIDE GLOBAL HOLDINGS, INC.					4,063				4,063	
10070	31-1399201	NATIONWIDE INDEMNITY COMPANY		(61,600,000)	4,500,000		77,080	52,475,131			(4,547,789)	(594,833,579)
25453	95-2130882	NATIONWIDE INSURANCE COMPANY OF AMERICA			410,000		16,286	(61,425,340)			(60,999,054)	787,067,487
10948	31-1613686	NATIONWIDE INSURANCE COMPANY OF FLORIDA					24,036	(16,648,750)			(16,624,714)	640,417
00000	73-0988442	NATIONWIDE INVESTMENT SERVICES CORPORATION										
			(1,000,000)								(1,000,000)	
92657	31-1000740	NATIONWIDE LIFE AND ANNUITY INSURANCE COMPANY		108,722,200	22,694,022		(102,655,865)	(15,271,277)			13,489,080	667,302,536
66869	31-4156830	NATIONWIDE LIFE INSURANCE COMPANY	1,000,000	(153,700,000)	13,173,039		(618,927,537)	23,059,016			(735,395,482)	(142,742,839)
42110	75-1780981	NATIONWIDE LLOYDS						(24,906,882)			(24,906,882)	62,139,666
23779	31-4177110	NATIONWIDE MUTUAL FIRE INS COMPANY			(4,400,000)		42,595	7,110,587	*		2,753,182	6,756,650
23787	31-4177100	NATIONWIDE MUTUAL INS COMPANY		15,100,000	(247,549,523)		722,804,242	1,444,961,707	*		1,935,316,426	(6,980,856,141)
37877	31-0970750	NATIONWIDE PROPERTY AND CASUALTY INS COMPANY					9,438	(11,856,671)	*		(11,847,233)	1,309,471,199
00000	31-1486309	NATIONWIDE REALTY INVESTORS, LTD		46,500,000							46,500,000	
00000	14-1904606	NF REINSURANCE LTD.					485				485	
13999	27-1712056	OLENTANGY REINSURANCE,LLC		(8,722,200)			(369,385)				(9,091,585)	(524,559,697)
15580	31-1117969	SCOTTSDALE INDEMNITY COMPANY					2,956	(12,990,049)			(12,987,093)	284,856,064
41297	31-1024978	SCOTTSDALE INSURANCE COMPANY			(504,000)		65,270	(903,322,751)	*		(903,761,481)	(1,441,555,238)
10672	86-0835870	SCOTTSDALE SURPLUS LINES INSURANCE COMPANY						(3,840,429)			(3,840,429)	15,398,764
00000	52-2031677	THI HOLDINGS INC		15,000,000			654				15,000,654	
13242	74-2286759	TITAN INDEMNITY INSURANCE COMPANY		(15,000,000)			23,701	13,339,172			(1,637,127)	147,957,973

SCHEDULE Y












PART 2 - SUMMARY OF INSURER’S TRANSACTIONS WITH ANY AFFILIATES

1	2	3	4	5	6	7	8	9	10	11	12	13
NAIC Company Code	Federal ID Number	Names of Insurers and Parent, Subsidiaries or Affiliates	Shareholder Dividends	Capital Contributions	Purchases, Sales or Exchanges of Loans, Securities, Real Estate, Mortgage Loans or Other Investments	Income/ (Disbursements) Incurred in Connection with Guarantees or Undertakings for the Benefit of any Affiliate(s)	Management Agreements and Service Contracts	Income/ (Disbursements) Incurred Under Reinsurance Agreements	*	Any Other Material Activity Not in the Ordinary Course of the Insurer's Business	Totals	Reinsurance Recoverable/ (Payable) on Losses and/or Reserve Credit Taken/(Liability)
36269	86-0619597	TITAN INSURANCE COMPANY						(4,914,840)			(4,914,840)	52,615,002
42285	95-3750113	VETERINARY PET INS CO						(92,981,620)			(92,981,620)	
10778	34-1842604	VICTORIA NATIONAL INSURANCE COMPANY					1,747	(33,666)	*		(31,919)	19,039
10644	34-1785903	VICTORIA AUTO INSURANCE COMPANY						(4,069,675)	*		(4,069,675)	19,707,927
42889	34-1394913	VICTORIA FIRE & CASUALTY INSURANCE COMPANY										
							10,130	(52,455,316)	*		(52,445,186)	211,259,525
10108	34-1777972	VICTORIA SELECT INSURANCE COMPANY					2,973	(10,273,533)	*		(10,270,560)	62,443,605
10777	34-1842602	VICTORIA SPECIALTY INSURANCE COMPANY					2,238	(11,018,055)	*		(11,015,817)	42,081,064
37150	86-0561941	WESTERN HERITAGE INSURANCE COMPANY						22,174,988			22,174,988	297,875,912
9999999	Control Totals								XXX			

ANNUAL STATEMENT FOR THE YEAR 2011 OF THE NATIONWIDE INDEMNITY COMPANY

SUPPLEMENTAL EXHIBITS AND SCHEDULES INTERROGATORIES

The following supplemental reports are required to be filed as part of your statement filing unless specifically waived by the domiciliary state. However, in the event that your domiciliary state waives the filing requirement, your response of **WAIVED** to the specific interrogatory will be accepted in lieu of filing a "NONE" report and a bar code will be printed below. If the supplement is required of your company but is not being filed for whatever reason enter **SEE EXPLANATION** and provide an explanation following the interrogatory questions.

		Responses
MARCH FILING		
1.	Will an actuarial opinion be filed by March 1?	YES
2.	Will the Supplemental Compensation Exhibit be filed with the state of domicile by March 1?	YES
3.	Will the confidential Risk-based Capital Report be filed with the NAIC by March 1?.....	YES
4.	Will the confidential Risk-based Capital Report be filed with the state of domicile, if required by March 1?.....	YES
APRIL FILING		
5.	Will the Insurance Expense Exhibit be filed with the state of domicile and the NAIC by April 1?	YES
6.	Will Management's Discussion and Analysis be filed by April 1?	YES
7.	Will the Supplemental Investment Risk Interrogatories be filed by April 1?	YES
MAY FILING		
8.	Will this company be included in a combined annual statement which is filed with the NAIC by May 1?	YES
JUNE FILING		
9.	Will an audited financial report be filed by June 1?	YES
10.	Will Accountant's Letter of Qualifications be filed with the state of domicile and electronically with the NAIC by June 1?	YES
AUGUST FILING		
11.	Will Communication of Internal Control Related Matters Noted in Audit be filed with the state of domicile by August 1?	YES
The following supplemental reports are required to be filed as part of your annual statement filing. However, in the event that your company does not transact the type of business for which the special report must be filed, your response of NO to the specific interrogatory will be accepted in lieu of filing a "NONE" report and a bar code will be printed below. If the supplemental is required of your company but is not being filed for whatever reason enter SEE EXPLANATION and provide an explanation following the interrogatory questions.		
MARCH FILING		
12.	Will Schedule SIS (Stockholder Information Supplement) be filed with the state of domicile by March 1?	NO
13.	Will the Financial Guaranty Insurance Exhibit be filed by March 1?.....	NO
14.	Will the Medicare Supplement Insurance Experience Exhibit be filed with the state of domicile and the NAIC by March 1?.....	NO
15.	Will Supplement A to Schedule T (Medical Professional Liability Supplement) be filed by March 1?	YES
16.	Will the Trusteed Surplus Statement be filed with the state of domicile and the NAIC by March 1?	NO
17.	Will the Premiums Attributed to Protected Cells Exhibit be filed by March 1?	NO
18.	Will the Reinsurance Summary Supplemental Filing for General Interrogatory 9 be filed with the state of domicile and the NAIC by March 1?	NO
19.	Will the Medicare Part D Coverage Supplement be filed with the state of domicile and the NAIC by March 1?.....	NO
20.	Will the confidential Actuarial Opinion Summary be filed with the state of domicile, if required, by March 15 (or the date otherwise specified)?.....	YES
21.	Will the Reinsurance Attestation Supplement be filed with the state of domicile and the NAIC by March 1?	YES
22.	Will the Exceptions to the Reinsurance Attestation Supplement be filed with the state of domicile by March 1?	YES
23.	Will the Bail Bond Supplement be filed with the state of domicile and the NAIC by March 1?	NO
24.	Will the Director and Officer Insurance Coverage Supplement be filed with the state of domicile and the NAIC by March 1?	NO
25.	Will an approval from the reporting entity's state of domicile for relief related to the five-year rotation requirement for lead audit partner be filed electronically with the NAIC by March 1?	NO
26.	Will an approval from the reporting entity's state of domicile for relief related to the one-year cooling off period for independent CPA be filed electronically with the NAIC by March 1?	NO
27.	Will an approval from the reporting entity's state of domicile for relief related to the Requirements for Audit Committees be filed electronically with the NAIC by March 1?.....	NO
APRIL FILING		
28.	Will the Credit Insurance Experience Exhibit be filed with the state of domicile and the NAIC by April 1?	NO
29.	Will the Long-term Care Experience Reporting Forms be filed with the state of domicile and the NAIC by April 1?	NO
30.	Will the Accident and Health Policy Experience Exhibit be filed by April 1?	YES
31.	Will the Supplemental Health Care Exhibit (Parts 1, 2 and 3) be filed with the state of domicile and the NAIC by April 1?	NO
32.	Will the regulator only (non-public) Supplemental Health Care Exhibit's Expense Allocation Report be filed with the state of domicile and the NAIC by April 1?	NO
AUGUST FILING		
33.	Will Management's Report of Internal Control Over Financial Reporting be filed with the state of domicile by August 1?	YES
Explanations:		
12.		
13.		
14.		
16.		
17.		
18.		
19.		
23.		
24.		
25.		
26.		
27.		
28.		
29.		
31.		
32.		
Bar Codes:		
12.	SIS Stockholder Information Supplement [Document Identifier 420]	
13.	Financial Guaranty Insurance Exhibit [Document Identifier 240]	
14.	Medicare Supplement Insurance Experience Exhibit [Document Identifier 360]	
16.	Trusteed Surplus Statement [Document Identifier 490]	
17.	Premiums Attributed to Protected Cells [Document Identifier 385]	
18.	Reinsurance Summary Supplemental Filing [Document Identifier 401]	
19.	Medicare Part D Coverage Supplement [Document Identifier 365]	
23.	Bail Bond Supplement [Document Identifier 500]	
24.	Director and Officer Insurance Coverage Supplement [Document Identifier 505]	
25.	Relief from the five-year rotation requirement for lead audit partner [Document Identifier 224]	
26.	Relief from the one-year cooling off period for independent CPA [Document Identifier 225]	

ANNUAL STATEMENT FOR THE YEAR 2011 OF THE NATIONWIDE INDEMNITY COMPANY

27.	Relief from the Requirements for Audit Committees [Document Identifier 226]	 1 0 0 7 0 2 0 1 1 2 2 6 0 0 0 0 0
28.	Credit Insurance Experience Exhibit [Document Identifier 230]	 1 0 0 7 0 2 0 1 1 2 3 0 0 0 0 0 0
29.	Long-Term Care Experience Reporting Forms [Document Identifier 306]	 1 0 0 7 0 2 0 1 1 3 0 6 0 0 0 0 0
31.	Supplemental Health Care Exhibit (Parts 1, 2 and 3) [Document Identifier 216]	 1 0 0 7 0 2 0 1 1 2 1 6 0 0 0 0 0
32.	Supplemental Health Care Exhibit's Expense Allocation Report [Document Identifier 217]	 1 0 0 7 0 2 0 1 1 2 1 7 0 0 0 0 0

ANNUAL STATEMENT FOR THE YEAR 2011 OF THE NATIONWIDE INDEMNITY COMPANY

OVERFLOW PAGE FOR WRITE-INS

Additional Write-ins for Assets Line 25

		Current Year			Prior Year
		1	2	3	4
		Assets	Nonadmitted Assets	Net Admitted Assets (Cols. 1 - 2)	Net Admitted Assets
2504.	Other assets nonadmitted	9,000	9,000		
2597.	Summary of remaining write-ins for Line 25 from overflow page	9,000	9,000		

Additional Write-ins for Exhibit of Nonadmitted Assets Line 25

		1	2	3
		Current Year Total Nonadmitted Assets	Prior Year Total Nonadmitted Assets	Change in Total Nonadmitted Assets (Col. 2 - Col. 1)
2504.	Miscellaneous assets	557,899		(557,899)
2597.	Summary of remaining write-ins for Line 25 from overflow page	557,899		(557,899)



Designate the type of health care
providers reported on this page:
Physicians, including surgeons
and osteopaths

SUPPLEMENT "A" TO SCHEDULE T
EXHIBIT OF MEDICAL PROFESSIONAL LIABILITY PREMIUMS WRITTEN
ALLOCATED BY STATES AND TERRITORIES

		1	2	Direct Losses Paid		5	Direct Losses Unpaid		8
				3	4		6	7	
States, etc.		Direct Premiums Written	Direct Premiums Earned	Amount	Number of Claims	Direct Losses Incurred	Amount Reported	Number of Claims	Direct Losses Incurred But Not Reported
1.	Alabama	AL							
2.	Alaska	AK							
3.	Arizona	AZ							
4.	Arkansas	AR							
5.	California	CA							
6.	Colorado	CO							
7.	Connecticut	CT							
8.	Delaware	DE							
9.	District of Columbia	DC							
10.	Florida	FL							
11.	Georgia	GA							
12.	Hawaii	HI							
13.	Idaho	ID							
14.	Illinois	IL							
15.	Indiana	IN							
16.	Iowa	IA							
17.	Kansas	KS							
18.	Kentucky	KY							
19.	Louisiana	LA							
20.	Maine	ME							
21.	Maryland	MD							
22.	Massachusetts	MA							
23.	Michigan	MI							
24.	Minnesota	MN							
25.	Mississippi	MS							
26.	Missouri	MO							
27.	Montana	MT							
28.	Nebraska	NE							
29.	Nevada	NV							
30.	New Hampshire	NH							
31.	New Jersey	NJ							
32.	New Mexico	NM							
33.	New York	NY							
34.	North Carolina	NC							
35.	North Dakota	ND							
36.	Ohio	OH							
37.	Oklahoma	OK							
38.	Oregon	OR							
39.	Pennsylvania	PA							
40.	Rhode Island	RI							
41.	South Carolina	SC							
42.	South Dakota	SD							
43.	Tennessee	TN							
44.	Texas	TX							
45.	Utah	UT							
46.	Vermont	VT							
47.	Virginia	VA							
48.	Washington	WA							
49.	West Virginia	WV							
50.	Wisconsin	WI							
51.	Wyoming	WY							
52.	American Samoa	AS							
53.	Guam	GU							
54.	Puerto Rico	PR							
55.	U.S. Virgin Islands	VI							
56.	Northern Mariana Islands	MP							
57.	Canada	CN							
58.	Aggregate other alien	OT							
59.	Total								
DETAILS OF WRITE-INS									
5801.								
5802.								
5803.								
5898.	Summary of remaining write-ins for Line 58 from overflow page								
5899.	Totals (Lines 5801 thru 5803 plus 5898)(Line 58 above)								

NONE



Designate the type of health care
providers reported on this page:
Hospitals

SUPPLEMENT "A" TO SCHEDULE T
EXHIBIT OF MEDICAL PROFESSIONAL LIABILITY PREMIUMS WRITTEN
ALLOCATED BY STATES AND TERRITORIES

	States, etc.	1 Direct Premiums Written	2 Direct Premiums Earned	Direct Losses Paid		5 Direct Losses Incurred	Direct Losses Unpaid		8 Direct Losses Incurred But Not Reported
				3 Amount	4 Number of Claims		6 Amount Reported	7 Number of Claims	
1.	Alabama	AL							
2.	Alaska	AK							
3.	Arizona	AZ							
4.	Arkansas	AR							
5.	California	CA							
6.	Colorado	CO							
7.	Connecticut	CT							
8.	Delaware	DE							
9.	District of Columbia	DC							
10.	Florida	FL							
11.	Georgia	GA							
12.	Hawaii	HI							
13.	Idaho	ID							
14.	Illinois	IL							
15.	Indiana	IN							
16.	Iowa	IA							
17.	Kansas	KS							
18.	Kentucky	KY							
19.	Louisiana	LA							
20.	Maine	ME							
21.	Maryland	MD							
22.	Massachusetts	MA							
23.	Michigan	MI							
24.	Minnesota	MN							
25.	Mississippi	MS							
26.	Missouri	MO							
27.	Montana	MT							
28.	Nebraska	NE							
29.	Nevada	NV							
30.	New Hampshire	NH							
31.	New Jersey	NJ							
32.	New Mexico	NM							
33.	New York	NY							
34.	North Carolina	NC							
35.	North Dakota	ND							
36.	Ohio	OH							
37.	Oklahoma	OK							
38.	Oregon	OR							
39.	Pennsylvania	PA							
40.	Rhode Island	RI							
41.	South Carolina	SC							
42.	South Dakota	SD							
43.	Tennessee	TN							
44.	Texas	TX							
45.	Utah	UT							
46.	Vermont	VT							
47.	Virginia	VA							
48.	Washington	WA							
49.	West Virginia	WV							
50.	Wisconsin	WI							
51.	Wyoming	WY							
52.	American Samoa	AS							
53.	Guam	GU							
54.	Puerto Rico	PR							
55.	U.S. Virgin Islands	VI							
56.	Northern Mariana Islands	MP							
57.	Canada	CN							
58.	Aggregate other alien	OT							
59.	Total								
DETAILS OF WRITE-INS									
5801.								
5802.								
5803.								
5898.	Summary of remaining write-ins for Line 58 from overflow page								
5899.	Totals (Lines 5801 thru 5803 plus 5898)(Line 58 above)								

NONE



Designate the type of health care providers reported on this page:
Other health care professionals, including dentists

SUPPLEMENT "A" TO SCHEDULE T
EXHIBIT OF MEDICAL PROFESSIONAL LIABILITY PREMIUMS WRITTEN
ALLOCATED BY STATES AND TERRITORIES

States, etc.	1 Direct Premiums Written	2 Direct Premiums Earned	Direct Losses Paid		5 Direct Losses Incurred	Direct Losses Unpaid		8 Direct Losses Incurred But Not Reported
			3 Amount	4 Number of Claims		6 Amount Reported	7 Number of Claims	
1. Alabama.....AL								
2. Alaska.....AK								
3. Arizona.....AZ								
4. Arkansas.....AR								
5. California.....CA								
6. Colorado.....CO								
7. Connecticut.....CT								
8. Delaware.....DE								
9. District of Columbia.....DC								
10. Florida.....FL								
11. Georgia.....GA								
12. Hawaii.....HI								
13. Idaho.....ID								
14. Illinois.....IL								
15. Indiana.....IN								
16. Iowa.....IA								
17. Kansas.....KS								
18. Kentucky.....KY								
19. Louisiana.....LA								
20. Maine.....ME								
21. Maryland.....MD								
22. Massachusetts.....MA								
23. Michigan.....MI								
24. Minnesota.....MN								
25. Mississippi.....MS								
26. Missouri.....MO								
27. Montana.....MT								
28. Nebraska.....NE								
29. Nevada.....NV								
30. New Hampshire.....NH								
31. New Jersey.....NJ								
32. New Mexico.....NM								
33. New York.....NY								
34. North Carolina.....NC								
35. North Dakota.....ND								
36. Ohio.....OH								
37. Oklahoma.....OK								
38. Oregon.....OR								
39. Pennsylvania.....PA								
40. Rhode Island.....RI								
41. South Carolina.....SC								
42. South Dakota.....SD								
43. Tennessee.....TN								
44. Texas.....TX								
45. Utah.....UT								
46. Vermont.....VT								
47. Virginia.....VA								
48. Washington.....WA								
49. West Virginia.....WV								
50. Wisconsin.....WI								
51. Wyoming.....WY								
52. American Samoa.....AS								
53. Guam.....GU								
54. Puerto Rico.....PR								
55. U.S. Virgin Islands.....VI								
56. Northern Mariana Islands.....MP								
57. Canada.....CN								
58. Aggregate other alien.....OT								
59. Total								
DETAILS OF WRITE-INS								
5801.								
5802.								
5803.								
5898. Summary of remaining write-ins for Line 58 from overflow page								
5899. Totals (Lines 5801 thru 5803 plus 5898)(Line 58 above)								

NONE



Designate the type of health care
providers reported on this page:
Other health care facilities

SUPPLEMENT "A" TO SCHEDULE T
EXHIBIT OF MEDICAL PROFESSIONAL LIABILITY PREMIUMS WRITTEN
ALLOCATED BY STATES AND TERRITORIES

		1	2	Direct Losses Paid		5	Direct Losses Unpaid		8
				3	4		6	7	
States, etc.		Direct Premiums Written	Direct Premiums Earned	Amount	Number of Claims	Direct Losses Incurred	Amount Reported	Number of Claims	Direct Losses Incurred But Not Reported
1.	Alabama	AL							
2.	Alaska	AK							
3.	Arizona	AZ							
4.	Arkansas	AR							
5.	California	CA							
6.	Colorado	CO							
7.	Connecticut	CT							
8.	Delaware	DE							
9.	District of Columbia	DC							
10.	Florida	FL							
11.	Georgia	GA							
12.	Hawaii	HI							
13.	Idaho	ID							
14.	Illinois	IL							
15.	Indiana	IN							
16.	Iowa	IA							
17.	Kansas	KS							
18.	Kentucky	KY							
19.	Louisiana	LA							
20.	Maine	ME							
21.	Maryland	MD							
22.	Massachusetts	MA							
23.	Michigan	MI							
24.	Minnesota	MN							
25.	Mississippi	MS							
26.	Missouri	MO							
27.	Montana	MT							
28.	Nebraska	NE							
29.	Nevada	NV							
30.	New Hampshire	NH							
31.	New Jersey	NJ							
32.	New Mexico	NM							
33.	New York	NY							
34.	North Carolina	NC							
35.	North Dakota	ND							
36.	Ohio	OH							
37.	Oklahoma	OK							
38.	Oregon	OR							
39.	Pennsylvania	PA							
40.	Rhode Island	RI							
41.	South Carolina	SC							
42.	South Dakota	SD							
43.	Tennessee	TN							
44.	Texas	TX							
45.	Utah	UT							
46.	Vermont	VT							
47.	Virginia	VA							
48.	Washington	WA							
49.	West Virginia	WV							
50.	Wisconsin	WI							
51.	Wyoming	WY							
52.	American Samoa	AS							
53.	Guam	GU							
54.	Puerto Rico	PR							
55.	U.S. Virgin Islands	VI							
56.	Northern Mariana Islands	MP							
57.	Canada	CN							
58.	Aggregate other alien	OT							
59.	Total								
DETAILS OF WRITE-INS									
5801.								
5802.								
5803.								
5898.	Summary of remaining write-ins for Line 58 from overflow page								
5899.	Totals (Lines 5801 thru 5803 plus 5898)(Line 58 above)								

NONE

ANNUAL STATEMENT BLANK

ALPHABETICAL INDEX

Assets	2
Cash Flow	5
Exhibit of Capital Gains (Losses)	12
Exhibit of Net Investment Income	12
Exhibit of Nonadmitted Assets	13
Exhibit of Premiums and Losses (State Page)	19
Five-Year Historical Data	17
General Interrogatories	15
Jurat Page	1
Liabilities, Surplus and Other Funds	3
Notes To Financial Statements	14
Overflow Page For Write-ins	98
Schedule A - Part 1	E01
Schedule A - Part 2	E02
Schedule A - Part 3	E03
Schedule A - Verification Between Years	SI02
Schedule B - Part 1	E04
Schedule B - Part 2	E05
Schedule B - Part 3	E06
Schedule B - Verification Between Years	SI02
Schedule BA - Part 1	E07
Schedule BA - Part 2	E08
Schedule BA - Part 3	E09
Schedule BA - Verification Between Years	SI03
Schedule D - Part 1	E10
Schedule D - Part 1A - Section 1	SI05
Schedule D - Part 1A - Section 2	SI08
Schedule D - Part 2 - Section 1	E11
Schedule D - Part 2 - Section 2	E12
Schedule D - Part 3	E13
Schedule D - Part 4	E14
Schedule D - Part 5	E15
Schedule D - Part 6 - Section 1	E16
Schedule D - Part 6 - Section 2	E16
Schedule D - Summary By Country	SI04
Schedule D - Verification Between Years	SI03
Schedule DA - Part 1	E17
Schedule DA - Verification Between Years	SI10
Schedule DB - Part A - Section 1	E18
Schedule DB - Part A - Section 2	E19
Schedule DB - Part A - Verification Between Years	SI11
Schedule DB - Part B - Section 1	E20
Schedule DB - Part B - Section 2	E21
Schedule DB - Part B - Verification Between Years	SI11
Schedule DB - Part C - Section 1	SI12
Schedule DB - Part C - Section 2	SI13
Schedule DB - Part D	E22
Schedule DB - Verification	SI14
Schedule DL - Part 1	E23
Schedule DL - Part 2	E24
Schedule E - Part 1 - Cash	E25
Schedule E - Part 2 - Cash Equivalents	E26
Schedule E - Part 3 - Special Deposits	E27
Schedule E - Verification Between Years	SI15
Schedule F - Part 1	20
Schedule F - Part 2	21
Schedule F - Part 3	22
Schedule F - Part 4	23
Schedule F - Part 5	24
Schedule F - Part 6	25
Schedule F - Part 7	26
Schedule F - Part 8	27

ANNUAL STATEMENT BLANK (Continued)

Schedule H - Accident and Health Exhibit - Part 1	28
Schedule H - Part 2, Part 3 and 4	29
Schedule H - Part 5 - Health Claims	30
Schedule P - Part 1 - Summary	31
Schedule P - Part 1A - Homeowners/Farmowners	33
Schedule P - Part 1B - Private Passenger Auto Liability/Medical	34
Schedule P - Part 1C - Commercial Auto/Truck Liability/Medical	35
Schedule P - Part 1D - Workers' Compensation (Excluding Excess Workers' Compensation)	36
Schedule P - Part 1E - Commercial Multiple Peril	37
Schedule P - Part 1F - Section 1 - Medical Professional Liability - Occurrence	38
Schedule P - Part 1F - Section 2 - Medical Professional Liability - Claims-Made	39
Schedule P - Part 1G - Special Liability (Ocean, Marine, Aircraft (All Perils), Boiler and Machinery)	40
Schedule P - Part 1H - Section 1 - Other Liability-Occurrence	41
Schedule P - Part 1H - Section 2 - Other Liability - Claims-Made	42
Schedule P - Part 1I - Special Property (Fire, Allied Lines, Inland Marine, Earthquake, Burglary & Theft)	43
Schedule P - Part 1J - Auto Physical Damage	44
Schedule P - Part 1K - Fidelity/Surety	45
Schedule P - Part 1L - Other (Including Credit, Accident and Health)	46
Schedule P - Part 1M - International	47
Schedule P - Part 1N - Reinsurance - Nonproportional Assumed Property	48
Schedule P - Part 1O - Reinsurance - Nonproportional Assumed Liability	49
Schedule P - Part 1P - Reinsurance - Nonproportional Assumed Financial Lines	50
Schedule P - Part 1R - Section 1 - Products Liability - Occurrence	51
Schedule P - Part 1R - Section 2 - Products Liability - Claims-Made	52
Schedule P - Part 1S - Financial Guaranty/Mortgage Guaranty	53
Schedule P - Part 1T - Warranty	54
Schedule P - Part 2, Part 3 and Part 4 - Summary	32
Schedule P - Part 2A - Homeowners/Farmowners	55
Schedule P - Part 2B - Private Passenger Auto Liability/Medical	55
Schedule P - Part 2C - Commercial Auto/Truck Liability/Medical	55
Schedule P - Part 2D - Workers' Compensation (Excluding Excess Workers' Compensation)	55
Schedule P - Part 2E - Commercial Multiple Peril	55
Schedule P - Part 2F - Section 1 - Medical Professional Liability - Occurrence	56
Schedule P - Part 2F - Section 2 - Medical Professional Liability - Claims-Made	56
Schedule P - Part 2G - Special Liability (Ocean Marine, Aircraft (All Perils), Boiler and Machinery)	56
Schedule P - Part 2H - Section 1 - Other Liability - Occurrence	56
Schedule P - Part 2H - Section 2 - Other Liability - Claims-Made	56
Schedule P - Part 2I - Special Property (Fire, Allied Lines, Inland Marine, Earthquake, Burglary, and Theft)	57
Schedule P - Part 2J - Auto Physical Damage	57
Schedule P - Part 2K - Fidelity, Surety	57
Schedule P - Part 2L - Other (Including Credit, Accident and Health)	57
Schedule P - Part 2M - International	57
Schedule P - Part 2N - Reinsurance - Nonproportional Assumed Property	58
Schedule P - Part 2O - Reinsurance - Nonproportional Assumed Liability	58
Schedule P - Part 2P - Reinsurance - Nonproportional Assumed Financial Lines	58
Schedule P - Part 2R - Section 1 - Products Liability - Occurrence	59
Schedule P - Part 2R - Section 2 - Products Liability - Claims-Made	59
Schedule P - Part 2S - Financial Guaranty/Mortgage Guaranty	59
Schedule P - Part 2T - Warranty	59
Schedule P - Part 3A - Homeowners/Farmowners	60
Schedule P - Part 3B - Private Passenger Auto Liability/Medical	60
Schedule P - Part 3C - Commercial Auto/Truck Liability/Medical	60
Schedule P - Part 3D - Workers' Compensation (Excluding Excess Workers' Compensation)	60
Schedule P - Part 3E - Commercial Multiple Peril	60
Schedule P - Part 3F - Section 1 - Medical Professional Liability - Occurrence	61
Schedule P - Part 3F - Section 2 - Medical Professional Liability - Claims-Made	61
Schedule P - Part 3G - Special Liability (Ocean Marine, Aircraft (All Perils), Boiler and Machinery)	61
Schedule P - Part 3H - Section 1 - Other Liability - Occurrence	61
Schedule P - Part 3H - Section 2 - Other Liability - Claims-Made	61
Schedule P - Part 3I - Special Property (Fire, Allied Lines, Inland Marine, Earthquake, Burglary, and Theft)	62
Schedule P - Part 3J - Auto Physical Damage	62
Schedule P - Part 3K - Fidelity/Surety	62
Schedule P - Part 3L - Other (Including Credit, Accident and Health)	62
Schedule P - Part 3M - International	62
Schedule P - Part 3N - Reinsurance - Nonproportional Assumed Property	63
Schedule P - Part 3O - Reinsurance - Nonproportional Assumed Liability	63
Schedule P - Part 3P - Reinsurance - Nonproportional Assumed Financial Lines	63
Schedule P - Part 3R - Section 1 - Products Liability - Occurrence	64
Schedule P - Part 3R - Section 2 - Products Liability - Claims-Made	64
Schedule P - Part 3S - Financial Guaranty/Mortgage Guaranty	64
Schedule P - Part 3T - Warranty	64

ANNUAL STATEMENT BLANK (Continued)

Schedule P - Part 4A - Homeowners/Farmowners	65
Schedule P - Part 4B - Private Passenger Auto Liability/Medical	65
Schedule P - Part 4C - Commercial Auto/Truck Liability/Medical	65
Schedule P - Part 4D - Workers' Compensation (Excluding Excess Workers' Compensation)	65
Schedule P - Part 4E - Commercial Multiple Peril	65
Schedule P - Part 4F - Section 1 - Medical Professional Liability - Occurrence	66
Schedule P - Part 4F - Section 2 - Medical Professional Liability - Claims-Made	66
Schedule P - Part 4G - Special Liability (Ocean Marine, Aircraft (All Perils), Boiler and Machinery)	66
Schedule P - Part 4H - Section 1 - Other Liability - Occurrence	66
Schedule P - Part 4H - Section 2 - Other Liability - Claims-Made	66
Schedule P - Part 4I - Special Property (Fire, Allied Lines, Inland Marine, Earthquake, Burglary and Theft)	67
Schedule P - Part 4J - Auto Physical Damage	67
Schedule P - Part 4K - Fidelity/Surety	67
Schedule P - Part 4L - Other (Including Credit, Accident and Health)	67
Schedule P - Part 4M - International	67
Schedule P - Part 4N - Reinsurance - Nonproportional Assumed Property	68
Schedule P - Part 4O - Reinsurance - Nonproportional Assumed Liability	68
Schedule P - Part 4P - Reinsurance - Nonproportional Assumed Financial Lines	68
Schedule P - Part 4R - Section 1 - Products Liability - Occurrence	69
Schedule P - Part 4R - Section 2 - Products Liability - Claims-Made	69
Schedule P - Part 4S - Financial Guaranty/Mortgage Guaranty	69
Schedule P - Part 4T - Warranty	69
Schedule P - Part 5A - Homeowners/Farmowners	70
Schedule P - Part 5B - Private Passenger Auto Liability/Medical	71
Schedule P - Part 5C - Commercial Auto/Truck Liability/Medical	72
Schedule P - Part 5D - Workers' Compensation (Excluding Excess Workers' Compensation)	73
Schedule P - Part 5E - Commercial Multiple Peril	74
Schedule P - Part 5F - Medical Professional Liability - Claims-Made	76
Schedule P - Part 5F - Medical Professional Liability - Occurrence	75
Schedule P - Part 5H - Other Liability - Claims-Made	78
Schedule P - Part 5H - Other Liability - Occurrence	77
Schedule P - Part 5R - Products Liability - Claims-Made	80
Schedule P - Part 5R - Products Liability - Occurrence	79
Schedule P - Part 5T - Warranty	81
Schedule P - Part 6C - Commercial Auto/Truck Liability/Medical	82
Schedule P - Part 6D - Workers' Compensation (Excluding Excess Workers' Compensation)	82
Schedule P - Part 6E - Commercial Multiple Peril	83
Schedule P - Part 6H - Other Liability - Claims-Made	84
Schedule P - Part 6H - Other Liability - Occurrence	83
Schedule P - Part 6M - International	84
Schedule P - Part 6N - Reinsurance - Nonproportional Assumed Property	85
Schedule P - Part 6O - Reinsurance - Nonproportional Assumed Liability	85
Schedule P - Part 6R - Products Liability - Claims-Made	86
Schedule P - Part 6R - Products Liability - Occurrence	86
Schedule P - Part 7A - Primary Loss Sensitive Contracts	87
Schedule P - Part 7B - Reinsurance Loss Sensitive Contracts	89
Schedule P Interrogatories	91
Schedule T - Exhibit of Premiums Written	92
Schedule T - Part 2 - Interstate Compact	93
Schedule Y - Information Concerning Activities of Insurer Members of a Holding Company Group	94
Schedule Y - Part 1A - Detail of Insurance Holding Company System	95
Schedule Y - Part 2 - Summary of Insurer's Transactions With Any Affiliates	96
Statement of Income	4
Summary Investment Schedule	SI01
Supplemental Exhibits and Schedules Interrogatories	97
Underwriting and Investment Exhibit Part 1	6
Underwriting and Investment Exhibit Part 1A	7
Underwriting and Investment Exhibit Part 1B	8
Underwriting and Investment Exhibit Part 2	9
Underwriting and Investment Exhibit Part 2A	10
Underwriting and Investment Exhibit Part 3	11