



ANNUAL STATEMENT
FOR THE YEAR ENDED DECEMBER 31 , 2011
OF THE CONDITION AND AFFAIRS OF THE

Excess Share Insurance Corporation

NAIC Group Code 0359 , 0359 NAIC Company Code 10003 Employer's ID Number 31-1383517
(Current Period) (Prior Period)

Organized under the Laws of OH - Ohio , State of Domicile or Port of Entry Ohio

Country of Domicile US

Incorporated / Organized August 17, 1993 Commenced Business December 22, 1993

Statutory Home Office 5656 Frantz Rd. , Dublin, Ohio 43017
(Street and Number , City or Town , State and Zip Code)

Main Administrative Office 5656 Frantz Rd. , Dublin, Ohio 43017 614-764-19000
(Street and Number , City or Town , State and Zip Code) (Area Code) (Telephone Number)

Mail Address 5656 Frantz Rd. , Dublin, Ohio 43017
(Street and Number or P. O. Box , City or Town , State and Zip Code)

Primary Location of Books and Records 5656 Frantz Rd. , Dublin, Ohio 43017
(Street and Number , City or Town , State and Zip Code)
614-764-1900
(Area Code) (Telephone Number)

Internet Website Address www.excessshare.com

Statutory Statement Contact Curtis Lee Robson 614-764-1900 X 133
(Name) (Area Code) (Telephone Number) (Extension)
crobson@americanshare.com 614-764-1493
(E-Mail Address) (Fax Number)

OFFICERS

Dennis Roy Adams (President)
Curtis Lee Robson (Secretary)
Curtis Lee Robson (Treasurer)

OTHER OFFICERS

DIRECTORS OR TRUSTEES

Dennis Roy Adams
Curtis Lee Robson
Bruce Allen Ingraham
Elizabeth Ann Calderone#
James Crider Miles#

State of Ohio }
County of Franklin } SS

The officers of this reporting entity being duly sworn, each depose and say that they are the described officers of said reporting entity, and that on the reporting period stated above, all of the herein described assets were the absolute property of the said reporting entity, free and clear from any liens or claims thereon, except as herein stated, and that this statement, together with related exhibits, schedules and explanations therein contained, annexed or referred to, is a full and true statement of all the assets and liabilities and of the condition and affairs of the said reporting entity as of the reporting period stated above, and of its income and deductions therefrom for the period ended, and have been completed in accordance with the NAIC Annual Statement Instructions and Accounting Practices and Procedures manual except to the extent that: (1) state law may differ; or, (2) that state rules or regulations require differences in reporting not related to accounting practices and procedures, according to the best of their information, knowledge and belief, respectively. Furthermore, the scope of this attestation by the described officers also includes the related corresponding electronic filing with the NAIC, when required, that is an exact copy (except for formatting differences due to electronic filing) of the enclosed statement. The electronic filing may be requested by various regulators in lieu of or in addition to the enclosed statement.

<u>Dennis Roy Adams</u> President	<u>Curtis Lee Robson</u> Secretary	<u>Curtis Lee Robson</u> Treasurer
Subscribed and sworn to before me this day of February, 2012	a. Is this an original filing?	Yes (X) No ()
	b. If no: 1. State the amendment number	
	2. Date filed	
	3. Number of pages attached	



EXHIBIT OF PREMIUMS AND LOSSES (Statutory Page 14)
BUSINESS IN THE STATE OF ALABAMA DURING THE YEAR 2011

Line of Business	Gross Premiums, Including Policy and Membership Fees, Less Return Premiums and Premiums on Policies not Taken		3	4	5	6	7	8	9	10	11	12
	1 Direct Premiums Written	2 Direct Premiums Earned	Dividends Paid or Credited to Policyholders on Direct Business	Direct Unearned Premium Reserves	Direct Losses Paid (deducting salvage)	Direct Losses Incurred	Direct Losses Unpaid	Direct Defense and Cost Containment Expense Paid	Direct Defense and Cost Containment Expense Incurred	Direct Defense and Cost Containment Expense Unpaid	Commissions and Brokerage Expenses	Taxes, Licenses and Fees
1. Fire												
2.1 Allied lines												
2.2 Multiple peril crop												
2.3 Federal flood												
3. Farmowners multiple peril												
4. Homeowners multiple peril												
5.1 Commercial multiple peril (non-liability portion)												
5.2 Commercial multiple peril (liability portion)												
6. Mortgage guaranty												
8. Ocean marine												
9. Inland marine												
10. Financial guaranty												
11. Medical professional liability												
12. Earthquake												
13. Group accident and health (b)												
14. Credit A and H (group and individual)												
15.1 Collectively renewable A and H (b)												
15.2 Non-cancelable A and H (b)												
15.3 Guaranteed renewable A and H (b)												
15.4 Non-renewable for stated reasons only (b)												
15.5 Other accident only												
15.6 Medicare Title XVIII exempt from state taxes or fees												
15.7 All other A and H (b)												
15.8 Federal employees health benefits program premium (b)												
16. Workers' compensation												
17.1 Other liability - occurrence												
17.2 Other liability - claims-made												
17.3 Excess workers' compensation												
18. Products liability												
19.1 Private passenger auto no-fault (personal injury protection)												
19.2 Other private passenger auto liability												
19.3 Commercial auto no-fault (personal injury protection)												
19.4 Other commercial auto liability												
21.1 Private passenger auto physical damage												
21.2 Commercial auto physical damage												
22. Aircraft (all perils)												
23. Fidelity												
24. Surety												
26. Burglary and theft												
27. Boiler and machinery												
28. Credit												
30. Warranty												
34. Aggregate write-ins for other lines of business	95,965	95,965										6,460
35. TOTALS (a)	95,965	95,965										6,460
DETAILS OF WRITE-INS												
3401. Guaranty of Excess Share Deposits in Credit Unions	95,965	95,965										6,460
3402.												
3403.												
3498. Summary of remaining write-ins for Line 34 from overflow page												
3499. Totals (Line 3401 through Line 3403 plus Line 3498) (Line 34 above)	95,965	95,965										6,460

(a) Finance and service charges not included in Line 1 to Line 35 \$
(b) For health business on indicated lines report: Number of persons insured under PPO managed care products and number of persons insured under indemnity only products



EXHIBIT OF PREMIUMS AND LOSSES (Statutory Page 14)
BUSINESS IN THE STATE OF ARKANSAS DURING THE YEAR 2011

Line of Business	Gross Premiums, Including Policy and Membership Fees, Less Return Premiums and Premiums on Policies not Taken		3	4	5	6	7	8	9	10	11	12
	1 Direct Premiums Written	2 Direct Premiums Earned	Dividends Paid or Credited to Policyholders on Direct Business	Direct Unearned Premium Reserves	Direct Losses Paid (deducting salvage)	Direct Losses Incurred	Direct Losses Unpaid	Direct Defense and Cost Containment Expense Paid	Direct Defense and Cost Containment Expense Incurred	Direct Defense and Cost Containment Expense Unpaid	Commissions and Brokerage Expenses	Taxes, Licenses and Fees
1. Fire												
2.1 Allied lines												
2.2 Multiple peril crop												
2.3 Federal flood												
3. Farmowners multiple peril												
4. Homeowners multiple peril												
5.1 Commercial multiple peril (non-liability portion)												
5.2 Commercial multiple peril (liability portion)												
6. Mortgage guaranty												
8. Ocean marine												
9. Inland marine												
10. Financial guaranty												
11. Medical professional liability												
12. Earthquake												
13. Group accident and health (b)												
14. Credit A and H (group and individual)												
15.1 Collectively renewable A and H (b)												
15.2 Non-cancelable A and H (b)												
15.3 Guaranteed renewable A and H (b)												
15.4 Non-renewable for stated reasons only (b)												
15.5 Other accident only												
15.6 Medicare Title XVIII exempt from state taxes or fees												
15.7 All other A and H (b)												
15.8 Federal employees health benefits program premium (b)												
16. Workers' compensation												
17.1 Other liability - occurrence												
17.2 Other liability - claims-made												
17.3 Excess workers' compensation												
18. Products liability												
19.1 Private passenger auto no-fault (personal injury protection)												
19.2 Other private passenger auto liability												
19.3 Commercial auto no-fault (personal injury protection)												
19.4 Other commercial auto liability												
21.1 Private passenger auto physical damage												
21.2 Commercial auto physical damage												
22. Aircraft (all perils)												
23. Fidelity												
24. Surety												
26. Burglary and theft												
27. Boiler and machinery												
28. Credit												
30. Warranty												
34. Aggregate write-ins for other lines of business	10,203	10,203										2,195
35. TOTALS (a)	10,203	10,203										2,195
DETAILS OF WRITE-INS												
3401. Guaranty of Excess Share Deposits in Credit Unions	10,203	10,203										2,195
3402.												
3403.												
3498. Summary of remaining write-ins for Line 34 from overflow page												
3499. Totals (Line 3401 through Line 3403 plus Line 3498) (Line 34 above)	10,203	10,203										2,195

(a) Finance and service charges not included in Line 1 to Line 35 \$
(b) For health business on indicated lines report: Number of persons insured under PPO managed care products and number of persons insured under indemnity only products



EXHIBIT OF PREMIUMS AND LOSSES (Statutory Page 14)
BUSINESS IN THE STATE OF COLORADO DURING THE YEAR 2011

Line of Business	Gross Premiums, Including Policy and Membership Fees, Less Return Premiums and Premiums on Policies not Taken		3	4	5	6	7	8	9	10	11	12
	1 Direct Premiums Written	2 Direct Premiums Earned	Dividends Paid or Credited to Policyholders on Direct Business	Direct Unearned Premium Reserves	Direct Losses Paid (deducting salvage)	Direct Losses Incurred	Direct Losses Unpaid	Direct Defense and Cost Containment Expense Paid	Direct Defense and Cost Containment Expense Incurred	Direct Defense and Cost Containment Expense Unpaid	Commissions and Brokerage Expenses	Taxes, Licenses and Fees
1. Fire												
2.1 Allied lines												
2.2 Multiple peril crop												
2.3 Federal flood												
3. Farmowners multiple peril												
4. Homeowners multiple peril												
5.1 Commercial multiple peril (non-liability portion)												
5.2 Commercial multiple peril (liability portion)												
6. Mortgage guaranty												
8. Ocean marine												
9. Inland marine												
10. Financial guaranty												
11. Medical professional liability												
12. Earthquake												
13. Group accident and health (b)												
14. Credit A and H (group and individual)												
15.1 Collectively renewable A and H (b)												
15.2 Non-cancelable A and H (b)												
15.3 Guaranteed renewable A and H (b)												
15.4 Non-renewable for stated reasons only (b)												
15.5 Other accident only												
15.6 Medicare Title XVIII exempt from state taxes or fees												
15.7 All other A and H (b)												
15.8 Federal employees health benefits program premium (b)												
16. Workers' compensation												
17.1 Other liability - occurrence												
17.2 Other liability - claims-made												
17.3 Excess workers' compensation												
18. Products liability												
19.1 Private passenger auto no-fault (personal injury protection)												
19.2 Other private passenger auto liability												
19.3 Commercial auto no-fault (personal injury protection)												
19.4 Other commercial auto liability												
21.1 Private passenger auto physical damage												
21.2 Commercial auto physical damage												
22. Aircraft (all perils)												
23. Fidelity												
24. Surety												
26. Burglary and theft												
27. Boiler and machinery												
28. Credit												
30. Warranty												
34. Aggregate write-ins for other lines of business	2,154	2,154										1,407
35. TOTALS (a)	2,154	2,154										1,407
DETAILS OF WRITE-INS												
3401. Guaranty of Excess Share Deposits in Credit Unions	2,154	2,154										1,407
3402.												
3403.												
3498. Summary of remaining write-ins for Line 34 from overflow page												
3499. Totals (Line 3401 through Line 3403 plus Line 3498) (Line 34 above)	2,154	2,154										1,407

(a) Finance and service charges not included in Line 1 to Line 35 \$
(b) For health business on indicated lines report: Number of persons insured under PPO managed care products and number of persons insured under indemnity only products



EXHIBIT OF PREMIUMS AND LOSSES (Statutory Page 14)
BUSINESS IN THE STATE OF DELAWARE DURING THE YEAR 2011

Line of Business	Gross Premiums, Including Policy and Membership Fees, Less Return Premiums and Premiums on Policies not Taken		3	4	5	6	7	8	9	10	11	12
	1 Direct Premiums Written	2 Direct Premiums Earned	Dividends Paid or Credited to Policyholders on Direct Business	Direct Unearned Premium Reserves	Direct Losses Paid (deducting salvage)	Direct Losses Incurred	Direct Losses Unpaid	Direct Defense and Cost Containment Expense Paid	Direct Defense and Cost Containment Expense Incurred	Direct Defense and Cost Containment Expense Unpaid	Commissions and Brokerage Expenses	Taxes, Licenses and Fees
1. Fire												
2.1 Allied lines												
2.2 Multiple peril crop												
2.3 Federal flood												
3. Farmowners multiple peril												
4. Homeowners multiple peril												
5.1 Commercial multiple peril (non-liability portion)												
5.2 Commercial multiple peril (liability portion)												
6. Mortgage guaranty												
8. Ocean marine												
9. Inland marine												
10. Financial guaranty												
11. Medical professional liability												
12. Earthquake												
13. Group accident and health (b)												
14. Credit A and H (group and individual)												
15.1 Collectively renewable A and H (b)												
15.2 Non-cancelable A and H (b)												
15.3 Guaranteed renewable A and H (b)												
15.4 Non-renewable for stated reasons only (b)												
15.5 Other accident only												
15.6 Medicare Title XVIII exempt from state taxes or fees												
15.7 All other A and H (b)												
15.8 Federal employees health benefits program premium (b)												
16. Workers' compensation												
17.1 Other liability - occurrence												
17.2 Other liability - claims-made												
17.3 Excess workers' compensation												
18. Products liability												
19.1 Private passenger auto no-fault (personal injury protection)												
19.2 Other private passenger auto liability												
19.3 Commercial auto no-fault (personal injury protection)												
19.4 Other commercial auto liability												
21.1 Private passenger auto physical damage												
21.2 Commercial auto physical damage												
22. Aircraft (all perils)												
23. Fidelity												
24. Surety												
26. Burglary and theft												
27. Boiler and machinery												
28. Credit												
30. Warranty												
34. Aggregate write-ins for other lines of business	24,555	24,555										1,589
35. TOTALS (a)	24,555	24,555										1,589
DETAILS OF WRITE-INS												
3401. Guaranty of Excess Share Deposits in Credit Unions	24,555	24,555										1,589
3402.												
3403.												
3498. Summary of remaining write-ins for Line 34 from overflow page												
3499. Totals (Line 3401 through Line 3403 plus Line 3498) (Line 34 above)	24,555	24,555										1,589

(a) Finance and service charges not included in Line 1 to Line 35 \$
(b) For health business on indicated lines report: Number of persons insured under PPO managed care products and number of persons insured under indemnity only products



EXHIBIT OF PREMIUMS AND LOSSES (Statutory Page 14)
BUSINESS IN THE STATE OF DISTRICT OF COLUMBIA DURING THE YEAR 2011

Line of Business	Gross Premiums, Including Policy and Membership Fees, Less Return Premiums and Premiums on Policies not Taken		3	4	5	6	7	8	9	10	11	12
	1 Direct Premiums Written	2 Direct Premiums Earned	Dividends Paid or Credited to Policyholders on Direct Business	Direct Unearned Premium Reserves	Direct Losses Paid (deducting salvage)	Direct Losses Incurred	Direct Losses Unpaid	Direct Defense and Cost Containment Expense Paid	Direct Defense and Cost Containment Expense Incurred	Direct Defense and Cost Containment Expense Unpaid	Commissions and Brokerage Expenses	Taxes, Licenses and Fees
1. Fire												
2.1 Allied lines												
2.2 Multiple peril crop												
2.3 Federal flood												
3. Farmowners multiple peril												
4. Homeowners multiple peril												
5.1 Commercial multiple peril (non-liability portion)												
5.2 Commercial multiple peril (liability portion)												
6. Mortgage guaranty												
8. Ocean marine												
9. Inland marine												
10. Financial guaranty												
11. Medical professional liability												
12. Earthquake												
13. Group accident and health (b)												
14. Credit A and H (group and individual)												
15.1 Collectively renewable A and H (b)												
15.2 Non-cancelable A and H (b)												
15.3 Guaranteed renewable A and H (b)												
15.4 Non-renewable for stated reasons only (b)												
15.5 Other accident only												
15.6 Medicare Title XVIII exempt from state taxes or fees												
15.7 All other A and H (b)												
15.8 Federal employees health benefits program premium (b)												
16. Workers' compensation												
17.1 Other liability - occurrence												
17.2 Other liability - claims-made												
17.3 Excess workers' compensation												
18. Products liability												
19.1 Private passenger auto no-fault (personal injury protection)												
19.2 Other private passenger auto liability												
19.3 Commercial auto no-fault (personal injury protection)												
19.4 Other commercial auto liability												
21.1 Private passenger auto physical damage												
21.2 Commercial auto physical damage												
22. Aircraft (all perils)												
23. Fidelity												
24. Surety												
26. Burglary and theft												
27. Boiler and machinery												
28. Credit												
30. Warranty												
34. Aggregate write-ins for other lines of business	15,668	15,668										2,263
35. TOTALS (a)	15,668	15,668										2,263
DETAILS OF WRITE-INS												
3401. Guaranty of Excess Share Deposits in Credit Unions	15,668	15,668										2,263
3402.												
3403.												
3498. Summary of remaining write-ins for Line 34 from overflow page												
3499. Totals (Line 3401 through Line 3403 plus Line 3498) (Line 34 above)	15,668	15,668										2,263

(a) Finance and service charges not included in Line 1 to Line 35 \$
(b) For health business on indicated lines report: Number of persons insured under PPO managed care products and number of persons insured under indemnity only products



EXHIBIT OF PREMIUMS AND LOSSES (Statutory Page 14)
BUSINESS IN THE STATE OF FLORIDA DURING THE YEAR 2011

Line of Business	Gross Premiums, Including Policy and Membership Fees, Less Return Premiums and Premiums on Policies not Taken		3	4	5	6	7	8	9	10	11	12
	1 Direct Premiums Written	2 Direct Premiums Earned	Dividends Paid or Credited to Policyholders on Direct Business	Direct Unearned Premium Reserves	Direct Losses Paid (deducting salvage)	Direct Losses Incurred	Direct Losses Unpaid	Direct Defense and Cost Containment Expense Paid	Direct Defense and Cost Containment Expense Incurred	Direct Defense and Cost Containment Expense Unpaid	Commissions and Brokerage Expenses	Taxes, Licenses and Fees
1. Fire												
2.1 Allied lines												
2.2 Multiple peril crop												
2.3 Federal flood												
3. Farmowners multiple peril												
4. Homeowners multiple peril												
5.1 Commercial multiple peril (non-liability portion)												
5.2 Commercial multiple peril (liability portion)												
6. Mortgage guaranty												
8. Ocean marine												
9. Inland marine												
10. Financial guaranty												
11. Medical professional liability												
12. Earthquake												
13. Group accident and health (b)												
14. Credit A and H (group and individual)												
15.1 Collectively renewable A and H (b)												
15.2 Non-cancelable A and H (b)												
15.3 Guaranteed renewable A and H (b)												
15.4 Non-renewable for stated reasons only (b)												
15.5 Other accident only												
15.6 Medicare Title XVIII exempt from state taxes or fees												
15.7 All other A and H (b)												
15.8 Federal employees health benefits program premium (b)												
16. Workers' compensation												
17.1 Other liability - occurrence												
17.2 Other liability - claims-made												
17.3 Excess workers' compensation												
18. Products liability												
19.1 Private passenger auto no-fault (personal injury protection)												
19.2 Other private passenger auto liability												
19.3 Commercial auto no-fault (personal injury protection)												
19.4 Other commercial auto liability												
21.1 Private passenger auto physical damage												
21.2 Commercial auto physical damage												
22. Aircraft (all perils)												
23. Fidelity												
24. Surety												
26. Burglary and theft												
27. Boiler and machinery												
28. Credit												
30. Warranty												
34. Aggregate write-ins for other lines of business	58,534	58,534										6,490
35. TOTALS (a)	58,534	58,534										6,490
DETAILS OF WRITE-INS												
3401. Guaranty of Excess Share Deposits in Credit Unions	58,534	58,534										6,490
3402.												
3403.												
3498. Summary of remaining write-ins for Line 34 from overflow page												
3499. Totals (Line 3401 through Line 3403 plus Line 3498) (Line 34 above)	58,534	58,534										6,490

(a) Finance and service charges not included in Line 1 to Line 35 \$
(b) For health business on indicated lines report: Number of persons insured under PPO managed care products and number of persons insured under indemnity only products



EXHIBIT OF PREMIUMS AND LOSSES (Statutory Page 14)
BUSINESS IN THE STATE OF GEORGIA DURING THE YEAR 2011

Line of Business	Gross Premiums, Including Policy and Membership Fees, Less Return Premiums and Premiums on Policies not Taken		3	4	5	6	7	8	9	10	11	12
	1 Direct Premiums Written	2 Direct Premiums Earned	Dividends Paid or Credited to Policyholders on Direct Business	Direct Unearned Premium Reserves	Direct Losses Paid (deducting salvage)	Direct Losses Incurred	Direct Losses Unpaid	Direct Defense and Cost Containment Expense Paid	Direct Defense and Cost Containment Expense Incurred	Direct Defense and Cost Containment Expense Unpaid	Commissions and Brokerage Expenses	Taxes, Licenses and Fees
1. Fire												
2.1 Allied lines												
2.2 Multiple peril crop												
2.3 Federal flood												
3. Farmowners multiple peril												
4. Homeowners multiple peril												
5.1 Commercial multiple peril (non-liability portion)												
5.2 Commercial multiple peril (liability portion)												
6. Mortgage guaranty												
8. Ocean marine												
9. Inland marine												
10. Financial guaranty												
11. Medical professional liability												
12. Earthquake												
13. Group accident and health (b)												
14. Credit A and H (group and individual)												
15.1 Collectively renewable A and H (b)												
15.2 Non-cancelable A and H (b)												
15.3 Guaranteed renewable A and H (b)												
15.4 Non-renewable for stated reasons only (b)												
15.5 Other accident only												
15.6 Medicare Title XVIII exempt from state taxes or fees												
15.7 All other A and H (b)												
15.8 Federal employees health benefits program premium (b)												
16. Workers' compensation												
17.1 Other liability - occurrence												
17.2 Other liability - claims-made												
17.3 Excess workers' compensation												
18. Products liability												
19.1 Private passenger auto no-fault (personal injury protection)												
19.2 Other private passenger auto liability												
19.3 Commercial auto no-fault (personal injury protection)												
19.4 Other commercial auto liability												
21.1 Private passenger auto physical damage												
21.2 Commercial auto physical damage												
22. Aircraft (all perils)												
23. Fidelity												
24. Surety												
26. Burglary and theft												
27. Boiler and machinery												
28. Credit												
30. Warranty												
34. Aggregate write-ins for other lines of business	16,622	16,622										2,100
35. TOTALS (a)	16,622	16,622										2,100
DETAILS OF WRITE-INS												
3401. Guaranty of Excess Share Deposits in Credit Unions	16,622	16,622										2,100
3402.												
3403.												
3498. Summary of remaining write-ins for Line 34 from overflow page												
3499. Totals (Line 3401 through Line 3403 plus Line 3498) (Line 34 above)	16,622	16,622										2,100

(a) Finance and service charges not included in Line 1 to Line 35 \$
(b) For health business on indicated lines report: Number of persons insured under PPO managed care products and number of persons insured under indemnity only products



EXHIBIT OF PREMIUMS AND LOSSES (Statutory Page 14)
BUSINESS IN THE STATE OF HAWAII DURING THE YEAR 2011

Line of Business	Gross Premiums, Including Policy and Membership Fees, Less Return Premiums and Premiums on Policies not Taken		3	4	5	6	7	8	9	10	11	12
	1 Direct Premiums Written	2 Direct Premiums Earned	Dividends Paid or Credited to Policyholders on Direct Business	Direct Unearned Premium Reserves	Direct Losses Paid (deducting salvage)	Direct Losses Incurred	Direct Losses Unpaid	Direct Defense and Cost Containment Expense Paid	Direct Defense and Cost Containment Expense Incurred	Direct Defense and Cost Containment Expense Unpaid	Commissions and Brokerage Expenses	Taxes, Licenses and Fees
1. Fire												
2.1 Allied lines												
2.2 Multiple peril crop												
2.3 Federal flood												
3. Farmowners multiple peril												
4. Homeowners multiple peril												
5.1 Commercial multiple peril (non-liability portion)												
5.2 Commercial multiple peril (liability portion)												
6. Mortgage guaranty												
8. Ocean marine												
9. Inland marine												
10. Financial guaranty												
11. Medical professional liability												
12. Earthquake												
13. Group accident and health (b)												
14. Credit A and H (group and individual)												
15.1 Collectively renewable A and H (b)												
15.2 Non-cancelable A and H (b)												
15.3 Guaranteed renewable A and H (b)												
15.4 Non-renewable for stated reasons only (b)												
15.5 Other accident only												
15.6 Medicare Title XVIII exempt from state taxes or fees												
15.7 All other A and H (b)												
15.8 Federal employees health benefits program premium (b)												
16. Workers' compensation												
17.1 Other liability - occurrence												
17.2 Other liability - claims-made												
17.3 Excess workers' compensation												
18. Products liability												
19.1 Private passenger auto no-fault (personal injury protection)												
19.2 Other private passenger auto liability												
19.3 Commercial auto no-fault (personal injury protection)												
19.4 Other commercial auto liability												
21.1 Private passenger auto physical damage												
21.2 Commercial auto physical damage												
22. Aircraft (all perils)												
23. Fidelity												
24. Surety												
26. Burglary and theft												
27. Boiler and machinery												
28. Credit												
30. Warranty												
34. Aggregate write-ins for other lines of business												1,800
35. TOTALS (a)												1,800
DETAILS OF WRITE-INS												
3401. Guaranty of Excess Share Deposits in Credit Unions												1,800
3402.												
3403.												
3498. Summary of remaining write-ins for Line 34 from overflow page												
3499. Totals (Line 3401 through Line 3403 plus Line 3498) (Line 34 above)												1,800

(a) Finance and service charges not included in Line 1 to Line 35 \$
(b) For health business on indicated lines report: Number of persons insured under PPO managed care products and number of persons insured under indemnity only products



EXHIBIT OF PREMIUMS AND LOSSES (Statutory Page 14)
BUSINESS IN THE STATE OF IDAHO DURING THE YEAR 2011

Line of Business	Gross Premiums, Including Policy and Membership Fees, Less Return Premiums and Premiums on Policies not Taken		3	4	5	6	7	8	9	10	11	12
	1 Direct Premiums Written	2 Direct Premiums Earned	Dividends Paid or Credited to Policyholders on Direct Business	Direct Unearned Premium Reserves	Direct Losses Paid (deducting salvage)	Direct Losses Incurred	Direct Losses Unpaid	Direct Defense and Cost Containment Expense Paid	Direct Defense and Cost Containment Expense Incurred	Direct Defense and Cost Containment Expense Unpaid	Commissions and Brokerage Expenses	Taxes, Licenses and Fees
1. Fire												
2.1 Allied lines												
2.2 Multiple peril crop												
2.3 Federal flood												
3. Farmowners multiple peril												
4. Homeowners multiple peril												
5.1 Commercial multiple peril (non-liability portion)												
5.2 Commercial multiple peril (liability portion)												
6. Mortgage guaranty												
8. Ocean marine												
9. Inland marine												
10. Financial guaranty												
11. Medical professional liability												
12. Earthquake												
13. Group accident and health (b)												
14. Credit A and H (group and individual)												
15.1 Collectively renewable A and H (b)												
15.2 Non-cancelable A and H (b)												
15.3 Guaranteed renewable A and H (b)												
15.4 Non-renewable for stated reasons only (b)												
15.5 Other accident only												
15.6 Medicare Title XVIII exempt from state taxes or fees												
15.7 All other A and H (b)												
15.8 Federal employees health benefits program premium (b)												
16. Workers' compensation												
17.1 Other liability - occurrence												
17.2 Other liability - claims-made												
17.3 Excess workers' compensation												
18. Products liability												
19.1 Private passenger auto no-fault (personal injury protection)												
19.2 Other private passenger auto liability												
19.3 Commercial auto no-fault (personal injury protection)												
19.4 Other commercial auto liability												
21.1 Private passenger auto physical damage												
21.2 Commercial auto physical damage												
22. Aircraft (all perils)												
23. Fidelity												
24. Surety												
26. Burglary and theft												
27. Boiler and machinery												
28. Credit												
30. Warranty												
34. Aggregate write-ins for other lines of business	18,737	18,737										2,962
35. TOTALS (a)	18,737	18,737										2,962
DETAILS OF WRITE-INS												
3401. Guaranty of Excess Share Deposits in Credit Unions	18,737	18,737										2,962
3402.												
3403.												
3498. Summary of remaining write-ins for Line 34 from overflow page												
3499. Totals (Line 3401 through Line 3403 plus Line 3498) (Line 34 above)	18,737	18,737										2,962

(a) Finance and service charges not included in Line 1 to Line 35 \$
(b) For health business on indicated lines report: Number of persons insured under PPO managed care products and number of persons insured under indemnity only products



EXHIBIT OF PREMIUMS AND LOSSES (Statutory Page 14)
BUSINESS IN THE STATE OF ILLINOIS DURING THE YEAR 2011

Line of Business	Gross Premiums, Including Policy and Membership Fees, Less Return Premiums and Premiums on Policies not Taken		3	4	5	6	7	8	9	10	11	12
	1 Direct Premiums Written	2 Direct Premiums Earned	Dividends Paid or Credited to Policyholders on Direct Business	Direct Unearned Premium Reserves	Direct Losses Paid (deducting salvage)	Direct Losses Incurred	Direct Losses Unpaid	Direct Defense and Cost Containment Expense Paid	Direct Defense and Cost Containment Expense Incurred	Direct Defense and Cost Containment Expense Unpaid	Commissions and Brokerage Expenses	Taxes, Licenses and Fees
1. Fire												
2.1 Allied lines												
2.2 Multiple peril crop												
2.3 Federal flood												
3. Farmowners multiple peril												
4. Homeowners multiple peril												
5.1 Commercial multiple peril (non-liability portion)												
5.2 Commercial multiple peril (liability portion)												
6. Mortgage guaranty												
8. Ocean marine												
9. Inland marine												
10. Financial guaranty												
11. Medical professional liability												
12. Earthquake												
13. Group accident and health (b)												
14. Credit A and H (group and individual)												
15.1 Collectively renewable A and H (b)												
15.2 Non-cancelable A and H (b)												
15.3 Guaranteed renewable A and H (b)												
15.4 Non-renewable for stated reasons only (b)												
15.5 Other accident only												
15.6 Medicare Title XVIII exempt from state taxes or fees												
15.7 All other A and H (b)												
15.8 Federal employees health benefits program premium (b)												
16. Workers' compensation												
17.1 Other liability - occurrence												
17.2 Other liability - claims-made												
17.3 Excess workers' compensation												
18. Products liability												
19.1 Private passenger auto no-fault (personal injury protection)												
19.2 Other private passenger auto liability												
19.3 Commercial auto no-fault (personal injury protection)												
19.4 Other commercial auto liability												
21.1 Private passenger auto physical damage												
21.2 Commercial auto physical damage												
22. Aircraft (all perils)												
23. Fidelity												
24. Surety												
26. Burglary and theft												
27. Boiler and machinery												
28. Credit												
30. Warranty												
34. Aggregate write-ins for other lines of business	164,746	164,746										3,240
35. TOTALS (a)	164,746	164,746										3,240
DETAILS OF WRITE-INS												
3401. Guaranty of Excess Share Deposits in Credit Unions	164,746	164,746										3,240
3402.												
3403.												
3498. Summary of remaining write-ins for Line 34 from overflow page												
3499. Totals (Line 3401 through Line 3403 plus Line 3498) (Line 34 above)	164,746	164,746										3,240

(a) Finance and service charges not included in Line 1 to Line 35 \$
(b) For health business on indicated lines report: Number of persons insured under PPO managed care products and number of persons insured under indemnity only products



EXHIBIT OF PREMIUMS AND LOSSES (Statutory Page 14)
BUSINESS IN THE STATE OF INDIANA DURING THE YEAR 2011

Line of Business	Gross Premiums, Including Policy and Membership Fees, Less Return Premiums and Premiums on Policies not Taken		3	4	5	6	7	8	9	10	11	12
	1 Direct Premiums Written	2 Direct Premiums Earned	Dividends Paid or Credited to Policyholders on Direct Business	Direct Unearned Premium Reserves	Direct Losses Paid (deducting salvage)	Direct Losses Incurred	Direct Losses Unpaid	Direct Defense and Cost Containment Expense Paid	Direct Defense and Cost Containment Expense Incurred	Direct Defense and Cost Containment Expense Unpaid	Commissions and Brokerage Expenses	Taxes, Licenses and Fees
1. Fire												
2.1 Allied lines												
2.2 Multiple peril crop												
2.3 Federal flood												
3. Farmowners multiple peril												
4. Homeowners multiple peril												
5.1 Commercial multiple peril (non-liability portion)												
5.2 Commercial multiple peril (liability portion)												
6. Mortgage guaranty												
8. Ocean marine												
9. Inland marine												
10. Financial guaranty												
11. Medical professional liability												
12. Earthquake												
13. Group accident and health (b)												
14. Credit A and H (group and individual)												
15.1 Collectively renewable A and H (b)												
15.2 Non-cancelable A and H (b)												
15.3 Guaranteed renewable A and H (b)												
15.4 Non-renewable for stated reasons only (b)												
15.5 Other accident only												
15.6 Medicare Title XVIII exempt from state taxes or fees												
15.7 All other A and H (b)												
15.8 Federal employees health benefits program premium (b)												
16. Workers' compensation												
17.1 Other liability - occurrence												
17.2 Other liability - claims-made												
17.3 Excess workers' compensation												
18. Products liability												
19.1 Private passenger auto no-fault (personal injury protection)												
19.2 Other private passenger auto liability												
19.3 Commercial auto no-fault (personal injury protection)												
19.4 Other commercial auto liability												
21.1 Private passenger auto physical damage												
21.2 Commercial auto physical damage												
22. Aircraft (all perils)												
23. Fidelity												
24. Surety												
26. Burglary and theft												
27. Boiler and machinery												
28. Credit												
30. Warranty												
34. Aggregate write-ins for other lines of business	148,993	148,993										3,594
35. TOTALS (a)	148,993	148,993										3,594
DETAILS OF WRITE-INS												
3401. Guaranty of Excess Share Deposits in Credit Unions	148,993	148,993										3,594
3402.												
3403.												
3498. Summary of remaining write-ins for Line 34 from overflow page												
3499. Totals (Line 3401 through Line 3403 plus Line 3498) (Line 34 above)	148,993	148,993										3,594

(a) Finance and service charges not included in Line 1 to Line 35 \$
(b) For health business on indicated lines report: Number of persons insured under PPO managed care products and number of persons insured under indemnity only products



EXHIBIT OF PREMIUMS AND LOSSES (Statutory Page 14)
BUSINESS IN THE STATE OF IOWA DURING THE YEAR 2011

Line of Business	Gross Premiums, Including Policy and Membership Fees, Less Return Premiums and Premiums on Policies not Taken		3	4	5	6	7	8	9	10	11	12
	1 Direct Premiums Written	2 Direct Premiums Earned	Dividends Paid or Credited to Policyholders on Direct Business	Direct Unearned Premium Reserves	Direct Losses Paid (deducting salvage)	Direct Losses Incurred	Direct Losses Unpaid	Direct Defense and Cost Containment Expense Paid	Direct Defense and Cost Containment Expense Incurred	Direct Defense and Cost Containment Expense Unpaid	Commissions and Brokerage Expenses	Taxes, Licenses and Fees
1. Fire												
2.1 Allied lines												
2.2 Multiple peril crop												
2.3 Federal flood												
3. Farmowners multiple peril												
4. Homeowners multiple peril												
5.1 Commercial multiple peril (non-liability portion)												
5.2 Commercial multiple peril (liability portion)												
6. Mortgage guaranty												
8. Ocean marine												
9. Inland marine												
10. Financial guaranty												
11. Medical professional liability												
12. Earthquake												
13. Group accident and health (b)												
14. Credit A and H (group and individual)												
15.1 Collectively renewable A and H (b)												
15.2 Non-cancelable A and H (b)												
15.3 Guaranteed renewable A and H (b)												
15.4 Non-renewable for stated reasons only (b)												
15.5 Other accident only												
15.6 Medicare Title XVIII exempt from state taxes or fees												
15.7 All other A and H (b)												
15.8 Federal employees health benefits program premium (b)												
16. Workers' compensation												
17.1 Other liability - occurrence												
17.2 Other liability - claims-made												
17.3 Excess workers' compensation												
18. Products liability												
19.1 Private passenger auto no-fault (personal injury protection)												
19.2 Other private passenger auto liability												
19.3 Commercial auto no-fault (personal injury protection)												
19.4 Other commercial auto liability												
21.1 Private passenger auto physical damage												
21.2 Commercial auto physical damage												
22. Aircraft (all perils)												
23. Fidelity												
24. Surety												
26. Burglary and theft												
27. Boiler and machinery												
28. Credit												
30. Warranty												
34. Aggregate write-ins for other lines of business	7,154	7,154										1,007
35. TOTALS (a)	7,154	7,154										1,007
DETAILS OF WRITE-INS												
3401. Guaranty of Excess Share Deposits in Credit Unions	7,154	7,154										1,007
3402.												
3403.												
3498. Summary of remaining write-ins for Line 34 from overflow page												
3499. Totals (Line 3401 through Line 3403 plus Line 3498) (Line 34 above)	7,154	7,154										1,007

(a) Finance and service charges not included in Line 1 to Line 35 \$
(b) For health business on indicated lines report: Number of persons insured under PPO managed care products and number of persons insured under indemnity only products



EXHIBIT OF PREMIUMS AND LOSSES (Statutory Page 14)
BUSINESS IN THE STATE OF KANSAS DURING THE YEAR 2011

Line of Business	Gross Premiums, Including Policy and Membership Fees, Less Return Premiums and Premiums on Policies not Taken		3	4	5	6	7	8	9	10	11	12
	1 Direct Premiums Written	2 Direct Premiums Earned	Dividends Paid or Credited to Policyholders on Direct Business	Direct Unearned Premium Reserves	Direct Losses Paid (deducting salvage)	Direct Losses Incurred	Direct Losses Unpaid	Direct Defense and Cost Containment Expense Paid	Direct Defense and Cost Containment Expense Incurred	Direct Defense and Cost Containment Expense Unpaid	Commissions and Brokerage Expenses	Taxes, Licenses and Fees
1. Fire												
2.1 Allied lines												
2.2 Multiple peril crop												
2.3 Federal flood												
3. Farmowners multiple peril												
4. Homeowners multiple peril												
5.1 Commercial multiple peril (non-liability portion)												
5.2 Commercial multiple peril (liability portion)												
6. Mortgage guaranty												
8. Ocean marine												
9. Inland marine												
10. Financial guaranty												
11. Medical professional liability												
12. Earthquake												
13. Group accident and health (b)												
14. Credit A and H (group and individual)												
15.1 Collectively renewable A and H (b)												
15.2 Non-cancelable A and H (b)												
15.3 Guaranteed renewable A and H (b)												
15.4 Non-renewable for stated reasons only (b)												
15.5 Other accident only												
15.6 Medicare Title XVIII exempt from state taxes or fees												
15.7 All other A and H (b)												
15.8 Federal employees health benefits program premium (b)												
16. Workers' compensation												
17.1 Other liability - occurrence												
17.2 Other liability - claims-made												
17.3 Excess workers' compensation												
18. Products liability												
19.1 Private passenger auto no-fault (personal injury protection)												
19.2 Other private passenger auto liability												
19.3 Commercial auto no-fault (personal injury protection)												
19.4 Other commercial auto liability												
21.1 Private passenger auto physical damage												
21.2 Commercial auto physical damage												
22. Aircraft (all perils)												
23. Fidelity												
24. Surety												
26. Burglary and theft												
27. Boiler and machinery												
28. Credit												
30. Warranty												
34. Aggregate write-ins for other lines of business	14,328	14,328										479
35. TOTALS (a)	14,328	14,328										479
DETAILS OF WRITE-INS												
3401. Guaranty of Excess Share Deposits in Credit Unions	14,328	14,328										479
3402.												
3403.												
3498. Summary of remaining write-ins for Line 34 from overflow page												
3499. Totals (Line 3401 through Line 3403 plus Line 3498) (Line 34 above)	14,328	14,328										479

(a) Finance and service charges not included in Line 1 to Line 35 \$
(b) For health business on indicated lines report: Number of persons insured under PPO managed care products and number of persons insured under indemnity only products



EXHIBIT OF PREMIUMS AND LOSSES (Statutory Page 14)
BUSINESS IN THE STATE OF KENTUCKY DURING THE YEAR 2011

Line of Business	Gross Premiums, Including Policy and Membership Fees, Less Return Premiums and Premiums on Policies not Taken		3	4	5	6	7	8	9	10	11	12
	1 Direct Premiums Written	2 Direct Premiums Earned	Dividends Paid or Credited to Policyholders on Direct Business	Direct Unearned Premium Reserves	Direct Losses Paid (deducting salvage)	Direct Losses Incurred	Direct Losses Unpaid	Direct Defense and Cost Containment Expense Paid	Direct Defense and Cost Containment Expense Incurred	Direct Defense and Cost Containment Expense Unpaid	Commissions and Brokerage Expenses	Taxes, Licenses and Fees
1. Fire												
2.1 Allied lines												
2.2 Multiple peril crop												
2.3 Federal flood												
3. Farmowners multiple peril												
4. Homeowners multiple peril												
5.1 Commercial multiple peril (non-liability portion)												
5.2 Commercial multiple peril (liability portion)												
6. Mortgage guaranty												
8. Ocean marine												
9. Inland marine												
10. Financial guaranty												
11. Medical professional liability												
12. Earthquake												
13. Group accident and health (b)												
14. Credit A and H (group and individual)												
15.1 Collectively renewable A and H (b)												
15.2 Non-cancelable A and H (b)												
15.3 Guaranteed renewable A and H (b)												
15.4 Non-renewable for stated reasons only (b)												
15.5 Other accident only												
15.6 Medicare Title XVIII exempt from state taxes or fees												
15.7 All other A and H (b)												
15.8 Federal employees health benefits program premium (b)												
16. Workers' compensation												
17.1 Other liability - occurrence												
17.2 Other liability - claims-made												
17.3 Excess workers' compensation												
18. Products liability												
19.1 Private passenger auto no-fault (personal injury protection)												
19.2 Other private passenger auto liability												
19.3 Commercial auto no-fault (personal injury protection)												
19.4 Other commercial auto liability												
21.1 Private passenger auto physical damage												
21.2 Commercial auto physical damage												
22. Aircraft (all perils)												
23. Fidelity												
24. Surety												
26. Burglary and theft												
27. Boiler and machinery												
28. Credit												
30. Warranty												
34. Aggregate write-ins for other lines of business	19,182	19,182										1,565
35. TOTALS (a)	19,182	19,182										1,565
DETAILS OF WRITE-INS												
3401. Guaranty of Excess Share Deposits in Credit Unions	19,182	19,182										1,565
3402.												
3403.												
3498. Summary of remaining write-ins for Line 34 from overflow page												
3499. Totals (Line 3401 through Line 3403 plus Line 3498) (Line 34 above)	19,182	19,182										1,565

(a) Finance and service charges not included in Line 1 to Line 35 \$
(b) For health business on indicated lines report: Number of persons insured under PPO managed care products and number of persons insured under indemnity only products



EXHIBIT OF PREMIUMS AND LOSSES (Statutory Page 14)
BUSINESS IN THE STATE OF MAINE DURING THE YEAR 2011

Line of Business	Gross Premiums, Including Policy and Membership Fees, Less Return Premiums and Premiums on Policies not Taken		3	4	5	6	7	8	9	10	11	12
	1 Direct Premiums Written	2 Direct Premiums Earned	Dividends Paid or Credited to Policyholders on Direct Business	Direct Unearned Premium Reserves	Direct Losses Paid (deducting salvage)	Direct Losses Incurred	Direct Losses Unpaid	Direct Defense and Cost Containment Expense Paid	Direct Defense and Cost Containment Expense Incurred	Direct Defense and Cost Containment Expense Unpaid	Commissions and Brokerage Expenses	Taxes, Licenses and Fees
1. Fire												
2.1 Allied lines												
2.2 Multiple peril crop												
2.3 Federal flood												
3. Farmowners multiple peril												
4. Homeowners multiple peril												
5.1 Commercial multiple peril (non-liability portion)												
5.2 Commercial multiple peril (liability portion)												
6. Mortgage guaranty												
8. Ocean marine												
9. Inland marine												
10. Financial guaranty												
11. Medical professional liability												
12. Earthquake												
13. Group accident and health (b)												
14. Credit A and H (group and individual)												
15.1 Collectively renewable A and H (b)												
15.2 Non-cancelable A and H (b)												
15.3 Guaranteed renewable A and H (b)												
15.4 Non-renewable for stated reasons only (b)												
15.5 Other accident only												
15.6 Medicare Title XVIII exempt from state taxes or fees												
15.7 All other A and H (b)												
15.8 Federal employees health benefits program premium (b)												
16. Workers' compensation												
17.1 Other liability - occurrence												
17.2 Other liability - claims-made												
17.3 Excess workers' compensation												
18. Products liability												
19.1 Private passenger auto no-fault (personal injury protection)												
19.2 Other private passenger auto liability												
19.3 Commercial auto no-fault (personal injury protection)												
19.4 Other commercial auto liability												
21.1 Private passenger auto physical damage												
21.2 Commercial auto physical damage												
22. Aircraft (all perils)												
23. Fidelity												
24. Surety												
26. Burglary and theft												
27. Boiler and machinery												
28. Credit												
30. Warranty												
34. Aggregate write-ins for other lines of business	25,182	25,182										706
35. TOTALS (a)	25,182	25,182										706
DETAILS OF WRITE-INS												
3401. Guaranty of Excess Share Deposits in Credit Unions	25,182	25,182										706
3402.												
3403.												
3498. Summary of remaining write-ins for Line 34 from overflow page												
3499. Totals (Line 3401 through Line 3403 plus Line 3498) (Line 34 above)	25,182	25,182										706

(a) Finance and service charges not included in Line 1 to Line 35 \$
(b) For health business on indicated lines report: Number of persons insured under PPO managed care products and number of persons insured under indemnity only products



EXHIBIT OF PREMIUMS AND LOSSES (Statutory Page 14)
BUSINESS IN THE STATE OF MARYLAND DURING THE YEAR 2011

Line of Business	Gross Premiums, Including Policy and Membership Fees, Less Return Premiums and Premiums on Policies not Taken		3	4	5	6	7	8	9	10	11	12
	1 Direct Premiums Written	2 Direct Premiums Earned	Dividends Paid or Credited to Policyholders on Direct Business	Direct Unearned Premium Reserves	Direct Losses Paid (deducting salvage)	Direct Losses Incurred	Direct Losses Unpaid	Direct Defense and Cost Containment Expense Paid	Direct Defense and Cost Containment Expense Incurred	Direct Defense and Cost Containment Expense Unpaid	Commissions and Brokerage Expenses	Taxes, Licenses and Fees
1. Fire												
2.1 Allied lines												
2.2 Multiple peril crop												
2.3 Federal flood												
3. Farmowners multiple peril												
4. Homeowners multiple peril												
5.1 Commercial multiple peril (non-liability portion)												
5.2 Commercial multiple peril (liability portion)												
6. Mortgage guaranty												
8. Ocean marine												
9. Inland marine												
10. Financial guaranty												
11. Medical professional liability												
12. Earthquake												
13. Group accident and health (b)												
14. Credit A and H (group and individual)												
15.1 Collectively renewable A and H (b)												
15.2 Non-cancelable A and H (b)												
15.3 Guaranteed renewable A and H (b)												
15.4 Non-renewable for stated reasons only (b)												
15.5 Other accident only												
15.6 Medicare Title XVIII exempt from state taxes or fees												
15.7 All other A and H (b)												
15.8 Federal employees health benefits program premium (b)												
16. Workers' compensation												
17.1 Other liability - occurrence												
17.2 Other liability - claims-made												
17.3 Excess workers' compensation												
18. Products liability												
19.1 Private passenger auto no-fault (personal injury protection)												
19.2 Other private passenger auto liability												
19.3 Commercial auto no-fault (personal injury protection)												
19.4 Other commercial auto liability												
21.1 Private passenger auto physical damage												
21.2 Commercial auto physical damage												
22. Aircraft (all perils)												
23. Fidelity												
24. Surety												
26. Burglary and theft												
27. Boiler and machinery												
28. Credit												
30. Warranty												
34. Aggregate write-ins for other lines of business	67,939	67,939										4,395
35. TOTALS (a)	67,939	67,939										4,395
DETAILS OF WRITE-INS												
3401. Guaranty of Excess Share Deposits in Credit Unions	67,939	67,939										4,395
3402.												
3403.												
3498. Summary of remaining write-ins for Line 34 from overflow page												
3499. Totals (Line 3401 through Line 3403 plus Line 3498) (Line 34 above)	67,939	67,939										4,395

(a) Finance and service charges not included in Line 1 to Line 35 \$
(b) For health business on indicated lines report: Number of persons insured under PPO managed care products and number of persons insured under indemnity only products

19MD



EXHIBIT OF PREMIUMS AND LOSSES (Statutory Page 14)
BUSINESS IN THE STATE OF MICHIGAN DURING THE YEAR 2011

Line of Business	Gross Premiums, Including Policy and Membership Fees, Less Return Premiums and Premiums on Policies not Taken		3	4	5	6	7	8	9	10	11	12
	1 Direct Premiums Written	2 Direct Premiums Earned	Dividends Paid or Credited to Policyholders on Direct Business	Direct Unearned Premium Reserves	Direct Losses Paid (deducting salvage)	Direct Losses Incurred	Direct Losses Unpaid	Direct Defense and Cost Containment Expense Paid	Direct Defense and Cost Containment Expense Incurred	Direct Defense and Cost Containment Expense Unpaid	Commissions and Brokerage Expenses	Taxes, Licenses and Fees
1. Fire												
2.1 Allied lines												
2.2 Multiple peril crop												
2.3 Federal flood												
3. Farmowners multiple peril												
4. Homeowners multiple peril												
5.1 Commercial multiple peril (non-liability portion)												
5.2 Commercial multiple peril (liability portion)												
6. Mortgage guaranty												
8. Ocean marine												
9. Inland marine												
10. Financial guaranty												
11. Medical professional liability												
12. Earthquake												
13. Group accident and health (b)												
14. Credit A and H (group and individual)												
15.1 Collectively renewable A and H (b)												
15.2 Non-cancelable A and H (b)												
15.3 Guaranteed renewable A and H (b)												
15.4 Non-renewable for stated reasons only (b)												
15.5 Other accident only												
15.6 Medicare Title XVIII exempt from state taxes or fees												
15.7 All other A and H (b)												
15.8 Federal employees health benefits program premium (b)												
16. Workers' compensation												
17.1 Other liability - occurrence												
17.2 Other liability - claims-made												
17.3 Excess workers' compensation												
18. Products liability												
19.1 Private passenger auto no-fault (personal injury protection)												
19.2 Other private passenger auto liability												
19.3 Commercial auto no-fault (personal injury protection)												
19.4 Other commercial auto liability												
21.1 Private passenger auto physical damage												
21.2 Commercial auto physical damage												
22. Aircraft (all perils)												
23. Fidelity												
24. Surety												
26. Burglary and theft												
27. Boiler and machinery												
28. Credit												
30. Warranty												
34. Aggregate write-ins for other lines of business	41,239	41,239										1,268
35. TOTALS (a)	41,239	41,239										1,268
DETAILS OF WRITE-INS												
3401. Guaranty of Excess Share Deposits in Credit Unions	41,239	41,239										1,268
3402.												
3403.												
3498. Summary of remaining write-ins for Line 34 from overflow page												
3499. Totals (Line 3401 through Line 3403 plus Line 3498) (Line 34 above)	41,239	41,239										1,268

(a) Finance and service charges not included in Line 1 to Line 35 \$
(b) For health business on indicated lines report: Number of persons insured under PPO managed care products and number of persons insured under indemnity only products



EXHIBIT OF PREMIUMS AND LOSSES (Statutory Page 14)
BUSINESS IN THE STATE OF MINNESOTA DURING THE YEAR 2011

Line of Business	Gross Premiums, Including Policy and Membership Fees, Less Return Premiums and Premiums on Policies not Taken		3	4	5	6	7	8	9	10	11	12
	1 Direct Premiums Written	2 Direct Premiums Earned	Dividends Paid or Credited to Policyholders on Direct Business	Direct Unearned Premium Reserves	Direct Losses Paid (deducting salvage)	Direct Losses Incurred	Direct Losses Unpaid	Direct Defense and Cost Containment Expense Paid	Direct Defense and Cost Containment Expense Incurred	Direct Defense and Cost Containment Expense Unpaid	Commissions and Brokerage Expenses	Taxes, Licenses and Fees
1. Fire												
2.1 Allied lines												
2.2 Multiple peril crop												
2.3 Federal flood												
3. Farmowners multiple peril												
4. Homeowners multiple peril												
5.1 Commercial multiple peril (non-liability portion)												
5.2 Commercial multiple peril (liability portion)												
6. Mortgage guaranty												
8. Ocean marine												
9. Inland marine												
10. Financial guaranty												
11. Medical professional liability												
12. Earthquake												
13. Group accident and health (b)												
14. Credit A and H (group and individual)												
15.1 Collectively renewable A and H (b)												
15.2 Non-cancelable A and H (b)												
15.3 Guaranteed renewable A and H (b)												
15.4 Non-renewable for stated reasons only (b)												
15.5 Other accident only												
15.6 Medicare Title XVIII exempt from state taxes or fees												
15.7 All other A and H (b)												
15.8 Federal employees health benefits program premium (b)												
16. Workers' compensation												
17.1 Other liability - occurrence												
17.2 Other liability - claims-made												
17.3 Excess workers' compensation												
18. Products liability												
19.1 Private passenger auto no-fault (personal injury protection)												
19.2 Other private passenger auto liability												
19.3 Commercial auto no-fault (personal injury protection)												
19.4 Other commercial auto liability												
21.1 Private passenger auto physical damage												
21.2 Commercial auto physical damage												
22. Aircraft (all perils)												
23. Fidelity												
24. Surety												
26. Burglary and theft												
27. Boiler and machinery												
28. Credit												
30. Warranty												
34. Aggregate write-ins for other lines of business	62,394	62,394										2,080
35. TOTALS (a)	62,394	62,394										2,080
DETAILS OF WRITE-INS												
3401. Guaranty of Excess Share Deposits in Credit Unions	62,394	62,394										2,080
3402.												
3403.												
3498. Summary of remaining write-ins for Line 34 from overflow page												
3499. Totals (Line 3401 through Line 3403 plus Line 3498) (Line 34 above)	62,394	62,394										2,080

(a) Finance and service charges not included in Line 1 to Line 35 \$
(b) For health business on indicated lines report: Number of persons insured under PPO managed care products and number of persons insured under indemnity only products

19MN



EXHIBIT OF PREMIUMS AND LOSSES (Statutory Page 14)
BUSINESS IN THE STATE OF MISSOURI DURING THE YEAR 2011

Line of Business	Gross Premiums, Including Policy and Membership Fees, Less Return Premiums and Premiums on Policies not Taken		3	4	5	6	7	8	9	10	11	12
	1 Direct Premiums Written	2 Direct Premiums Earned	Dividends Paid or Credited to Policyholders on Direct Business	Direct Unearned Premium Reserves	Direct Losses Paid (deducting salvage)	Direct Losses Incurred	Direct Losses Unpaid	Direct Defense and Cost Containment Expense Paid	Direct Defense and Cost Containment Expense Incurred	Direct Defense and Cost Containment Expense Unpaid	Commissions and Brokerage Expenses	Taxes, Licenses and Fees
1. Fire												
2.1 Allied lines												
2.2 Multiple peril crop												
2.3 Federal flood												
3. Farmowners multiple peril												
4. Homeowners multiple peril												
5.1 Commercial multiple peril (non-liability portion)												
5.2 Commercial multiple peril (liability portion)												
6. Mortgage guaranty												
8. Ocean marine												
9. Inland marine												
10. Financial guaranty												
11. Medical professional liability												
12. Earthquake												
13. Group accident and health (b)												
14. Credit A and H (group and individual)												
15.1 Collectively renewable A and H (b)												
15.2 Non-cancelable A and H (b)												
15.3 Guaranteed renewable A and H (b)												
15.4 Non-renewable for stated reasons only (b)												
15.5 Other accident only												
15.6 Medicare Title XVIII exempt from state taxes or fees												
15.7 All other A and H (b)												
15.8 Federal employees health benefits program premium (b)												
16. Workers' compensation												
17.1 Other liability - occurrence												
17.2 Other liability - claims-made												
17.3 Excess workers' compensation												
18. Products liability												
19.1 Private passenger auto no-fault (personal injury protection)												
19.2 Other private passenger auto liability												
19.3 Commercial auto no-fault (personal injury protection)												
19.4 Other commercial auto liability												
21.1 Private passenger auto physical damage												
21.2 Commercial auto physical damage												
22. Aircraft (all perils)												
23. Fidelity												
24. Surety												
26. Burglary and theft												
27. Boiler and machinery												
28. Credit												
30. Warranty												
34. Aggregate write-ins for other lines of business	41,642	41,642										2,313
35. TOTALS (a)	41,642	41,642										2,313
DETAILS OF WRITE-INS												
3401. Guaranty of Excess Share Deposits in Credit Unions	41,642	41,642										2,313
3402.												
3403.												
3498. Summary of remaining write-ins for Line 34 from overflow page												
3499. Totals (Line 3401 through Line 3403 plus Line 3498) (Line 34 above)	41,642	41,642										2,313

(a) Finance and service charges not included in Line 1 to Line 35 \$
(b) For health business on indicated lines report: Number of persons insured under PPO managed care products and number of persons insured under indemnity only products



EXHIBIT OF PREMIUMS AND LOSSES (Statutory Page 14)
BUSINESS IN THE STATE OF NEVADA DURING THE YEAR 2011

Line of Business	Gross Premiums, Including Policy and Membership Fees, Less Return Premiums and Premiums on Policies not Taken		3	4	5	6	7	8	9	10	11	12
	1 Direct Premiums Written	2 Direct Premiums Earned	Dividends Paid or Credited to Policyholders on Direct Business	Direct Unearned Premium Reserves	Direct Losses Paid (deducting salvage)	Direct Losses Incurred	Direct Losses Unpaid	Direct Defense and Cost Containment Expense Paid	Direct Defense and Cost Containment Expense Incurred	Direct Defense and Cost Containment Expense Unpaid	Commissions and Brokerage Expenses	Taxes, Licenses and Fees
1. Fire												
2.1 Allied lines												
2.2 Multiple peril crop												
2.3 Federal flood												
3. Farmowners multiple peril												
4. Homeowners multiple peril												
5.1 Commercial multiple peril (non-liability portion)												
5.2 Commercial multiple peril (liability portion)												
6. Mortgage guaranty												
8. Ocean marine												
9. Inland marine												
10. Financial guaranty												
11. Medical professional liability												
12. Earthquake												
13. Group accident and health (b)												
14. Credit A and H (group and individual)												
15.1 Collectively renewable A and H (b)												
15.2 Non-cancelable A and H (b)												
15.3 Guaranteed renewable A and H (b)												
15.4 Non-renewable for stated reasons only (b)												
15.5 Other accident only												
15.6 Medicare Title XVIII exempt from state taxes or fees												
15.7 All other A and H (b)												
15.8 Federal employees health benefits program premium (b)												
16. Workers' compensation												
17.1 Other liability - occurrence												
17.2 Other liability - claims-made												
17.3 Excess workers' compensation												
18. Products liability												
19.1 Private passenger auto no-fault (personal injury protection)												
19.2 Other private passenger auto liability												
19.3 Commercial auto no-fault (personal injury protection)												
19.4 Other commercial auto liability												
21.1 Private passenger auto physical damage												
21.2 Commercial auto physical damage												
22. Aircraft (all perils)												
23. Fidelity												
24. Surety												
26. Burglary and theft												
27. Boiler and machinery												
28. Credit												
30. Warranty												
34. Aggregate write-ins for other lines of business	56,184	56,184										6,871
35. TOTALS (a)	56,184	56,184										6,871
DETAILS OF WRITE-INS												
3401. Guaranty of Excess Share Deposits in Credit Unions	56,184	56,184										6,871
3402.												
3403.												
3498. Summary of remaining write-ins for Line 34 from overflow page												
3499. Totals (Line 3401 through Line 3403 plus Line 3498) (Line 34 above)	56,184	56,184										6,871

(a) Finance and service charges not included in Line 1 to Line 35 \$
(b) For health business on indicated lines report: Number of persons insured under PPO managed care products and number of persons insured under indemnity only products



EXHIBIT OF PREMIUMS AND LOSSES (Statutory Page 14)
BUSINESS IN THE STATE OF NEW HAMPSHIRE DURING THE YEAR 2011

Line of Business	Gross Premiums, Including Policy and Membership Fees, Less Return Premiums and Premiums on Policies not Taken		3	4	5	6	7	8	9	10	11	12
	1 Direct Premiums Written	2 Direct Premiums Earned	Dividends Paid or Credited to Policyholders on Direct Business	Direct Unearned Premium Reserves	Direct Losses Paid (deducting salvage)	Direct Losses Incurred	Direct Losses Unpaid	Direct Defense and Cost Containment Expense Paid	Direct Defense and Cost Containment Expense Incurred	Direct Defense and Cost Containment Expense Unpaid	Commissions and Brokerage Expenses	Taxes, Licenses and Fees
1. Fire												
2.1 Allied lines												
2.2 Multiple peril crop												
2.3 Federal flood												
3. Farmowners multiple peril												
4. Homeowners multiple peril												
5.1 Commercial multiple peril (non-liability portion)												
5.2 Commercial multiple peril (liability portion)												
6. Mortgage guaranty												
8. Ocean marine												
9. Inland marine												
10. Financial guaranty												
11. Medical professional liability												
12. Earthquake												
13. Group accident and health (b)												
14. Credit A and H (group and individual)												
15.1 Collectively renewable A and H (b)												
15.2 Non-cancelable A and H (b)												
15.3 Guaranteed renewable A and H (b)												
15.4 Non-renewable for stated reasons only (b)												
15.5 Other accident only												
15.6 Medicare Title XVIII exempt from state taxes or fees												
15.7 All other A and H (b)												
15.8 Federal employees health benefits program premium (b)												
16. Workers' compensation												
17.1 Other liability - occurrence												
17.2 Other liability - claims-made												
17.3 Excess workers' compensation												
18. Products liability												
19.1 Private passenger auto no-fault (personal injury protection)												
19.2 Other private passenger auto liability												
19.3 Commercial auto no-fault (personal injury protection)												
19.4 Other commercial auto liability												
21.1 Private passenger auto physical damage												
21.2 Commercial auto physical damage												
22. Aircraft (all perils)												
23. Fidelity												
24. Surety												
26. Burglary and theft												
27. Boiler and machinery												
28. Credit												
30. Warranty												
34. Aggregate write-ins for other lines of business	30,060	30,060										717
35. TOTALS (a)	30,060	30,060										717
DETAILS OF WRITE-INS												
3401. Guaranty of Excess Share Deposits in Credit Unions	30,060	30,060										717
3402.												
3403.												
3498. Summary of remaining write-ins for Line 34 from overflow page												
3499. Totals (Line 3401 through Line 3403 plus Line 3498) (Line 34 above)	30,060	30,060										717

(a) Finance and service charges not included in Line 1 to Line 35 \$
(b) For health business on indicated lines report: Number of persons insured under PPO managed care products and number of persons insured under indemnity only products



EXHIBIT OF PREMIUMS AND LOSSES (Statutory Page 14)
BUSINESS IN THE STATE OF NEW JERSEY DURING THE YEAR 2011

Line of Business	Gross Premiums, Including Policy and Membership Fees, Less Return Premiums and Premiums on Policies not Taken		3	4	5	6	7	8	9	10	11	12
	1 Direct Premiums Written	2 Direct Premiums Earned	Dividends Paid or Credited to Policyholders on Direct Business	Direct Unearned Premium Reserves	Direct Losses Paid (deducting salvage)	Direct Losses Incurred	Direct Losses Unpaid	Direct Defense and Cost Containment Expense Paid	Direct Defense and Cost Containment Expense Incurred	Direct Defense and Cost Containment Expense Unpaid	Commissions and Brokerage Expenses	Taxes, Licenses and Fees
1. Fire												
2.1 Allied lines												
2.2 Multiple peril crop												
2.3 Federal flood												
3. Farmowners multiple peril												
4. Homeowners multiple peril												
5.1 Commercial multiple peril (non-liability portion)												
5.2 Commercial multiple peril (liability portion)												
6. Mortgage guaranty												
8. Ocean marine												
9. Inland marine												
10. Financial guaranty												
11. Medical professional liability												
12. Earthquake												
13. Group accident and health (b)												
14. Credit A and H (group and individual)												
15.1 Collectively renewable A and H (b)												
15.2 Non-cancelable A and H (b)												
15.3 Guaranteed renewable A and H (b)												
15.4 Non-renewable for stated reasons only (b)												
15.5 Other accident only												
15.6 Medicare Title XVIII exempt from state taxes or fees												
15.7 All other A and H (b)												
15.8 Federal employees health benefits program premium (b)												
16. Workers' compensation												
17.1 Other liability - occurrence												
17.2 Other liability - claims-made												
17.3 Excess workers' compensation												
18. Products liability												
19.1 Private passenger auto no-fault (personal injury protection)												
19.2 Other private passenger auto liability												
19.3 Commercial auto no-fault (personal injury protection)												
19.4 Other commercial auto liability												
21.1 Private passenger auto physical damage												
21.2 Commercial auto physical damage												
22. Aircraft (all perils)												
23. Fidelity												
24. Surety												
26. Burglary and theft												
27. Boiler and machinery												
28. Credit												
30. Warranty												
34. Aggregate write-ins for other lines of business	51,630	51,630										1,655
35. TOTALS (a)	51,630	51,630										1,655
DETAILS OF WRITE-INS												
3401. Guaranty of Excess Share Deposits in Credit Unions	51,630	51,630										1,655
3402.												
3403.												
3498. Summary of remaining write-ins for Line 34 from overflow page												
3499. Totals (Line 3401 through Line 3403 plus Line 3498) (Line 34 above)	51,630	51,630										1,655

(a) Finance and service charges not included in Line 1 to Line 35 \$
(b) For health business on indicated lines report: Number of persons insured under PPO managed care products and number of persons insured under indemnity only products



EXHIBIT OF PREMIUMS AND LOSSES (Statutory Page 14)
BUSINESS IN THE STATE OF NORTH CAROLINA DURING THE YEAR 2011

Line of Business	Gross Premiums, Including Policy and Membership Fees, Less Return Premiums and Premiums on Policies not Taken		3	4	5	6	7	8	9	10	11	12
	1 Direct Premiums Written	2 Direct Premiums Earned	Dividends Paid or Credited to Policyholders on Direct Business	Direct Unearned Premium Reserves	Direct Losses Paid (deducting salvage)	Direct Losses Incurred	Direct Losses Unpaid	Direct Defense and Cost Containment Expense Paid	Direct Defense and Cost Containment Expense Incurred	Direct Defense and Cost Containment Expense Unpaid	Commissions and Brokerage Expenses	Taxes, Licenses and Fees
1. Fire												
2.1 Allied lines												
2.2 Multiple peril crop												
2.3 Federal flood												
3. Farmowners multiple peril												
4. Homeowners multiple peril												
5.1 Commercial multiple peril (non-liability portion)												
5.2 Commercial multiple peril (liability portion)												
6. Mortgage guaranty												
8. Ocean marine												
9. Inland marine												
10. Financial guaranty												
11. Medical professional liability												
12. Earthquake												
13. Group accident and health (b)												
14. Credit A and H (group and individual)												
15.1 Collectively renewable A and H (b)												
15.2 Non-cancelable A and H (b)												
15.3 Guaranteed renewable A and H (b)												
15.4 Non-renewable for stated reasons only (b)												
15.5 Other accident only												
15.6 Medicare Title XVIII exempt from state taxes or fees												
15.7 All other A and H (b)												
15.8 Federal employees health benefits program premium (b)												
16. Workers' compensation												
17.1 Other liability - occurrence												
17.2 Other liability - claims-made												
17.3 Excess workers' compensation												
18. Products liability												
19.1 Private passenger auto no-fault (personal injury protection)												
19.2 Other private passenger auto liability												
19.3 Commercial auto no-fault (personal injury protection)												
19.4 Other commercial auto liability												
21.1 Private passenger auto physical damage												
21.2 Commercial auto physical damage												
22. Aircraft (all perils)												
23. Fidelity												
24. Surety												
26. Burglary and theft												
27. Boiler and machinery												
28. Credit												
30. Warranty												
34. Aggregate write-ins for other lines of business	10,003	10,003										2,687
35. TOTALS (a)	10,003	10,003										2,687
DETAILS OF WRITE-INS												
3401. Guaranty of Excess Share Deposits in Credit Unions	10,003	10,003										2,687
3402.												
3403.												
3498. Summary of remaining write-ins for Line 34 from overflow page												
3499. Totals (Line 3401 through Line 3403 plus Line 3498) (Line 34 above)	10,003	10,003										2,687

(a) Finance and service charges not included in Line 1 to Line 35 \$
(b) For health business on indicated lines report: Number of persons insured under PPO managed care products and number of persons insured under indemnity only products



EXHIBIT OF PREMIUMS AND LOSSES (Statutory Page 14)
BUSINESS IN THE STATE OF NORTH DAKOTA DURING THE YEAR 2011

Line of Business	Gross Premiums, Including Policy and Membership Fees, Less Return Premiums and Premiums on Policies not Taken		3	4	5	6	7	8	9	10	11	12
	1 Direct Premiums Written	2 Direct Premiums Earned	Dividends Paid or Credited to Policyholders on Direct Business	Direct Unearned Premium Reserves	Direct Losses Paid (deducting salvage)	Direct Losses Incurred	Direct Losses Unpaid	Direct Defense and Cost Containment Expense Paid	Direct Defense and Cost Containment Expense Incurred	Direct Defense and Cost Containment Expense Unpaid	Commissions and Brokerage Expenses	Taxes, Licenses and Fees
1. Fire												
2.1 Allied lines												
2.2 Multiple peril crop												
2.3 Federal flood												
3. Farmowners multiple peril												
4. Homeowners multiple peril												
5.1 Commercial multiple peril (non-liability portion)												
5.2 Commercial multiple peril (liability portion)												
6. Mortgage guaranty												
8. Ocean marine												
9. Inland marine												
10. Financial guaranty												
11. Medical professional liability												
12. Earthquake												
13. Group accident and health (b)												
14. Credit A and H (group and individual)												
15.1 Collectively renewable A and H (b)												
15.2 Non-cancelable A and H (b)												
15.3 Guaranteed renewable A and H (b)												
15.4 Non-renewable for stated reasons only (b)												
15.5 Other accident only												
15.6 Medicare Title XVIII exempt from state taxes or fees												
15.7 All other A and H (b)												
15.8 Federal employees health benefits program premium (b)												
16. Workers' compensation												
17.1 Other liability - occurrence												
17.2 Other liability - claims-made												
17.3 Excess workers' compensation												
18. Products liability												
19.1 Private passenger auto no-fault (personal injury protection)												
19.2 Other private passenger auto liability												
19.3 Commercial auto no-fault (personal injury protection)												
19.4 Other commercial auto liability												
21.1 Private passenger auto physical damage												
21.2 Commercial auto physical damage												
22. Aircraft (all perils)												
23. Fidelity												
24. Surety												
26. Burglary and theft												
27. Boiler and machinery												
28. Credit												
30. Warranty												
34. Aggregate write-ins for other lines of business	13,401	13,401										902
35. TOTALS (a)	13,401	13,401										902
DETAILS OF WRITE-INS												
3401. Guaranty of Excess Share Deposits in Credit Unions	13,401	13,401										902
3402.												
3403.												
3498. Summary of remaining write-ins for Line 34 from overflow page												
3499. Totals (Line 3401 through Line 3403 plus Line 3498) (Line 34 above)	13,401	13,401										902

(a) Finance and service charges not included in Line 1 to Line 35 \$
(b) For health business on indicated lines report: Number of persons insured under PPO managed care products and number of persons insured under indemnity only products



EXHIBIT OF PREMIUMS AND LOSSES (Statutory Page 14)
BUSINESS IN THE STATE OF OHIO DURING THE YEAR 2011

Line of Business	Gross Premiums, Including Policy and Membership Fees, Less Return Premiums and Premiums on Policies not Taken		3	4	5	6	7	8	9	10	11	12
	1 Direct Premiums Written	2 Direct Premiums Earned	Dividends Paid or Credited to Policyholders on Direct Business	Direct Unearned Premium Reserves	Direct Losses Paid (deducting salvage)	Direct Losses Incurred	Direct Losses Unpaid	Direct Defense and Cost Containment Expense Paid	Direct Defense and Cost Containment Expense Incurred	Direct Defense and Cost Containment Expense Unpaid	Commissions and Brokerage Expenses	Taxes, Licenses and Fees
1. Fire												
2.1 Allied lines												
2.2 Multiple peril crop												
2.3 Federal flood												
3. Farmowners multiple peril												
4. Homeowners multiple peril												
5.1 Commercial multiple peril (non-liability portion)												
5.2 Commercial multiple peril (liability portion)												
6. Mortgage guaranty												
8. Ocean marine												
9. Inland marine												
10. Financial guaranty												
11. Medical professional liability												
12. Earthquake												
13. Group accident and health (b)												
14. Credit A and H (group and individual)												
15.1 Collectively renewable A and H (b)												
15.2 Non-cancelable A and H (b)												
15.3 Guaranteed renewable A and H (b)												
15.4 Non-renewable for stated reasons only (b)												
15.5 Other accident only												
15.6 Medicare Title XVIII exempt from state taxes or fees												
15.7 All other A and H (b)												
15.8 Federal employees health benefits program premium (b)												
16. Workers' compensation												
17.1 Other liability - occurrence												
17.2 Other liability - claims-made												
17.3 Excess workers' compensation												
18. Products liability												
19.1 Private passenger auto no-fault (personal injury protection)												
19.2 Other private passenger auto liability												
19.3 Commercial auto no-fault (personal injury protection)												
19.4 Other commercial auto liability												
21.1 Private passenger auto physical damage												
21.2 Commercial auto physical damage												
22. Aircraft (all perils)												
23. Fidelity												
24. Surety												
26. Burglary and theft												
27. Boiler and machinery												
28. Credit												
30. Warranty												
34. Aggregate write-ins for other lines of business	156,326	156,326										4,897
35. TOTALS (a)	156,326	156,326										4,897
DETAILS OF WRITE-INS												
3401. Guaranty of Excess Share Deposits in Credit Unions	156,326	156,326										4,897
3402.												
3403.												
3498. Summary of remaining write-ins for Line 34 from overflow page												
3499. Totals (Line 3401 through Line 3403 plus Line 3498) (Line 34 above)	156,326	156,326										4,897

(a) Finance and service charges not included in Line 1 to Line 35 \$
(b) For health business on indicated lines report: Number of persons insured under PPO managed care products and number of persons insured under indemnity only products



EXHIBIT OF PREMIUMS AND LOSSES (Statutory Page 14)
BUSINESS IN THE STATE OF OKLAHOMA DURING THE YEAR 2011

Line of Business	Gross Premiums, Including Policy and Membership Fees, Less Return Premiums and Premiums on Policies not Taken		3	4	5	6	7	8	9	10	11	12
	1 Direct Premiums Written	2 Direct Premiums Earned	Dividends Paid or Credited to Policyholders on Direct Business	Direct Unearned Premium Reserves	Direct Losses Paid (deducting salvage)	Direct Losses Incurred	Direct Losses Unpaid	Direct Defense and Cost Containment Expense Paid	Direct Defense and Cost Containment Expense Incurred	Direct Defense and Cost Containment Expense Unpaid	Commissions and Brokerage Expenses	Taxes, Licenses and Fees
1. Fire												
2.1 Allied lines												
2.2 Multiple peril crop												
2.3 Federal flood												
3. Farmowners multiple peril												
4. Homeowners multiple peril												
5.1 Commercial multiple peril (non-liability portion)												
5.2 Commercial multiple peril (liability portion)												
6. Mortgage guaranty												
8. Ocean marine												
9. Inland marine												
10. Financial guaranty												
11. Medical professional liability												
12. Earthquake												
13. Group accident and health (b)												
14. Credit A and H (group and individual)												
15.1 Collectively renewable A and H (b)												
15.2 Non-cancelable A and H (b)												
15.3 Guaranteed renewable A and H (b)												
15.4 Non-renewable for stated reasons only (b)												
15.5 Other accident only												
15.6 Medicare Title XVIII exempt from state taxes or fees												
15.7 All other A and H (b)												
15.8 Federal employees health benefits program premium (b)												
16. Workers' compensation												
17.1 Other liability - occurrence												
17.2 Other liability - claims-made												
17.3 Excess workers' compensation												
18. Products liability												
19.1 Private passenger auto no-fault (personal injury protection)												
19.2 Other private passenger auto liability												
19.3 Commercial auto no-fault (personal injury protection)												
19.4 Other commercial auto liability												
21.1 Private passenger auto physical damage												
21.2 Commercial auto physical damage												
22. Aircraft (all perils)												
23. Fidelity												
24. Surety												
26. Burglary and theft												
27. Boiler and machinery												
28. Credit												
30. Warranty												
34. Aggregate write-ins for other lines of business	57,622	57,622										3,341
35. TOTALS (a)	57,622	57,622										3,341
DETAILS OF WRITE-INS												
3401. Guaranty of Excess Share Deposits in Credit Unions	57,622	57,622										3,341
3402.												
3403.												
3498. Summary of remaining write-ins for Line 34 from overflow page												
3499. Totals (Line 3401 through Line 3403 plus Line 3498) (Line 34 above)	57,622	57,622										3,341

(a) Finance and service charges not included in Line 1 to Line 35 \$
(b) For health business on indicated lines report: Number of persons insured under PPO managed care products and number of persons insured under indemnity only products



EXHIBIT OF PREMIUMS AND LOSSES (Statutory Page 14)
BUSINESS IN THE STATE OF OREGON DURING THE YEAR 2011

Line of Business	Gross Premiums, Including Policy and Membership Fees, Less Return Premiums and Premiums on Policies not Taken		3	4	5	6	7	8	9	10	11	12
	1 Direct Premiums Written	2 Direct Premiums Earned	Dividends Paid or Credited to Policyholders on Direct Business	Direct Unearned Premium Reserves	Direct Losses Paid (deducting salvage)	Direct Losses Incurred	Direct Losses Unpaid	Direct Defense and Cost Containment Expense Paid	Direct Defense and Cost Containment Expense Incurred	Direct Defense and Cost Containment Expense Unpaid	Commissions and Brokerage Expenses	Taxes, Licenses and Fees
1. Fire												
2.1 Allied lines												
2.2 Multiple peril crop												
2.3 Federal flood												
3. Farmowners multiple peril												
4. Homeowners multiple peril												
5.1 Commercial multiple peril (non-liability portion)												
5.2 Commercial multiple peril (liability portion)												
6. Mortgage guaranty												
8. Ocean marine												
9. Inland marine												
10. Financial guaranty												
11. Medical professional liability												
12. Earthquake												
13. Group accident and health (b)												
14. Credit A and H (group and individual)												
15.1 Collectively renewable A and H (b)												
15.2 Non-cancelable A and H (b)												
15.3 Guaranteed renewable A and H (b)												
15.4 Non-renewable for stated reasons only (b)												
15.5 Other accident only												
15.6 Medicare Title XVIII exempt from state taxes or fees												
15.7 All other A and H (b)												
15.8 Federal employees health benefits program premium (b)												
16. Workers' compensation												
17.1 Other liability - occurrence												
17.2 Other liability - claims-made												
17.3 Excess workers' compensation												
18. Products liability												
19.1 Private passenger auto no-fault (personal injury protection)												
19.2 Other private passenger auto liability												
19.3 Commercial auto no-fault (personal injury protection)												
19.4 Other commercial auto liability												
21.1 Private passenger auto physical damage												
21.2 Commercial auto physical damage												
22. Aircraft (all perils)												
23. Fidelity												
24. Surety												
26. Burglary and theft												
27. Boiler and machinery												
28. Credit												
30. Warranty												
34. Aggregate write-ins for other lines of business	10, 108	10, 108										1,526
35. TOTALS (a)	10, 108	10, 108										1,526
DETAILS OF WRITE-INS												
3401. Guaranty of Excess Share Deposits in Credit Unions	10, 108	10, 108										1,526
3402.												
3403.												
3498. Summary of remaining write-ins for Line 34 from overflow page												
3499. Totals (Line 3401 through Line 3403 plus Line 3498) (Line 34 above)	10, 108	10, 108										1,526

(a) Finance and service charges not included in Line 1 to Line 35 \$
(b) For health business on indicated lines report: Number of persons insured under PPO managed care products and number of persons insured under indemnity only products



EXHIBIT OF PREMIUMS AND LOSSES (Statutory Page 14)
BUSINESS IN THE STATE OF PENNSYLVANIA DURING THE YEAR 2011

Line of Business	Gross Premiums, Including Policy and Membership Fees, Less Return Premiums and Premiums on Policies not Taken		3	4	5	6	7	8	9	10	11	12
	1 Direct Premiums Written	2 Direct Premiums Earned	Dividends Paid or Credited to Policyholders on Direct Business	Direct Unearned Premium Reserves	Direct Losses Paid (deducting salvage)	Direct Losses Incurred	Direct Losses Unpaid	Direct Defense and Cost Containment Expense Paid	Direct Defense and Cost Containment Expense Incurred	Direct Defense and Cost Containment Expense Unpaid	Commissions and Brokerage Expenses	Taxes, Licenses and Fees
1. Fire												
2.1 Allied lines												
2.2 Multiple peril crop												
2.3 Federal flood												
3. Farmowners multiple peril												
4. Homeowners multiple peril												
5.1 Commercial multiple peril (non-liability portion)												
5.2 Commercial multiple peril (liability portion)												
6. Mortgage guaranty												
8. Ocean marine												
9. Inland marine												
10. Financial guaranty												
11. Medical professional liability												
12. Earthquake												
13. Group accident and health (b)												
14. Credit A and H (group and individual)												
15.1 Collectively renewable A and H (b)												
15.2 Non-cancelable A and H (b)												
15.3 Guaranteed renewable A and H (b)												
15.4 Non-renewable for stated reasons only (b)												
15.5 Other accident only												
15.6 Medicare Title XVIII exempt from state taxes or fees												
15.7 All other A and H (b)												
15.8 Federal employees health benefits program premium (b)												
16. Workers' compensation												
17.1 Other liability - occurrence												
17.2 Other liability - claims-made												
17.3 Excess workers' compensation												
18. Products liability												
19.1 Private passenger auto no-fault (personal injury protection)												
19.2 Other private passenger auto liability												
19.3 Commercial auto no-fault (personal injury protection)												
19.4 Other commercial auto liability												
21.1 Private passenger auto physical damage												
21.2 Commercial auto physical damage												
22. Aircraft (all perils)												
23. Fidelity												
24. Surety												
26. Burglary and theft												
27. Boiler and machinery												
28. Credit												
30. Warranty												
34. Aggregate write-ins for other lines of business	121,451	121,451										3,504
35. TOTALS (a)	121,451	121,451										3,504
DETAILS OF WRITE-INS												
3401. Guaranty of Excess Share Deposits in Credit Unions	121,451	121,451										3,504
3402.												
3403.												
3498. Summary of remaining write-ins for Line 34 from overflow page												
3499. Totals (Line 3401 through Line 3403 plus Line 3498) (Line 34 above)	121,451	121,451										3,504

(a) Finance and service charges not included in Line 1 to Line 35 \$
(b) For health business on indicated lines report: Number of persons insured under PPO managed care products and number of persons insured under indemnity only products



EXHIBIT OF PREMIUMS AND LOSSES (Statutory Page 14)
BUSINESS IN THE STATE OF SOUTH CAROLINA DURING THE YEAR 2011

Line of Business	Gross Premiums, Including Policy and Membership Fees, Less Return Premiums and Premiums on Policies not Taken		3	4	5	6	7	8	9	10	11	12
	1	2										
	Direct Premiums Written	Direct Premiums Earned	Dividends Paid or Credited to Policyholders on Direct Business	Direct Unearned Premium Reserves	Direct Losses Paid (deducting salvage)	Direct Losses Incurred	Direct Losses Unpaid	Direct Defense and Cost Containment Expense Paid	Direct Defense and Cost Containment Expense Incurred	Direct Defense and Cost Containment Expense Unpaid	Commissions and Brokerage Expenses	Taxes, Licenses and Fees
1. Fire												
2.1 Allied lines												
2.2 Multiple peril crop												
2.3 Federal flood												
3. Farmowners multiple peril												
4. Homeowners multiple peril												
5.1 Commercial multiple peril (non-liability portion)												
5.2 Commercial multiple peril (liability portion)												
6. Mortgage guaranty												
8. Ocean marine												
9. Inland marine												
10. Financial guaranty												
11. Medical professional liability												
12. Earthquake												
13. Group accident and health (b)												
14. Credit A and H (group and individual)												
15.1 Collectively renewable A and H (b)												
15.2 Non-cancelable A and H (b)												
15.3 Guaranteed renewable A and H (b)												
15.4 Non-renewable for stated reasons only (b)												
15.5 Other accident only												
15.6 Medicare Title XVIII exempt from state taxes or fees												
15.7 All other A and H (b)												
15.8 Federal employees health benefits program premium (b)												
16. Workers' compensation												
17.1 Other liability - occurrence												
17.2 Other liability - claims-made												
17.3 Excess workers' compensation												
18. Products liability												
19.1 Private passenger auto no-fault (personal injury protection)												
19.2 Other private passenger auto liability												
19.3 Commercial auto no-fault (personal injury protection)												
19.4 Other commercial auto liability												
21.1 Private passenger auto physical damage												
21.2 Commercial auto physical damage												
22. Aircraft (all perils)												
23. Fidelity												
24. Surety												
26. Burglary and theft												
27. Boiler and machinery												
28. Credit												
30. Warranty												
34. Aggregate write-ins for other lines of business	12,499	12,499										853
35. TOTALS (a)	12,499	12,499										853
DETAILS OF WRITE-INS												
3401. Guaranty of Excess Share Deposits in Credit Unions	12,499	12,499										853
3402.												
3403.												
3498. Summary of remaining write-ins for Line 34 from overflow page												
3499. Totals (Line 3401 through Line 3403 plus Line 3498) (Line 34 above)	12,499	12,499										853

(a) Finance and service charges not included in Line 1 to Line 35 \$
(b) For health business on indicated lines report: Number of persons insured under PPO managed care products and number of persons insured under indemnity only products



EXHIBIT OF PREMIUMS AND LOSSES (Statutory Page 14)
BUSINESS IN THE STATE OF TENNESSEE DURING THE YEAR 2011

Line of Business	Gross Premiums, Including Policy and Membership Fees, Less Return Premiums and Premiums on Policies not Taken		3	4	5	6	7	8	9	10	11	12
	1 Direct Premiums Written	2 Direct Premiums Earned	Dividends Paid or Credited to Policyholders on Direct Business	Direct Unearned Premium Reserves	Direct Losses Paid (deducting salvage)	Direct Losses Incurred	Direct Losses Unpaid	Direct Defense and Cost Containment Expense Paid	Direct Defense and Cost Containment Expense Incurred	Direct Defense and Cost Containment Expense Unpaid	Commissions and Brokerage Expenses	Taxes, Licenses and Fees
1. Fire												
2.1 Allied lines												
2.2 Multiple peril crop												
2.3 Federal flood												
3. Farmowners multiple peril												
4. Homeowners multiple peril												
5.1 Commercial multiple peril (non-liability portion)												
5.2 Commercial multiple peril (liability portion)												
6. Mortgage guaranty												
8. Ocean marine												
9. Inland marine												
10. Financial guaranty												
11. Medical professional liability												
12. Earthquake												
13. Group accident and health (b)												
14. Credit A and H (group and individual)												
15.1 Collectively renewable A and H (b)												
15.2 Non-cancelable A and H (b)												
15.3 Guaranteed renewable A and H (b)												
15.4 Non-renewable for stated reasons only (b)												
15.5 Other accident only												
15.6 Medicare Title XVIII exempt from state taxes or fees												
15.7 All other A and H (b)												
15.8 Federal employees health benefits program premium (b)												
16. Workers' compensation												
17.1 Other liability - occurrence												
17.2 Other liability - claims-made												
17.3 Excess workers' compensation												
18. Products liability												
19.1 Private passenger auto no-fault (personal injury protection)												
19.2 Other private passenger auto liability												
19.3 Commercial auto no-fault (personal injury protection)												
19.4 Other commercial auto liability												
21.1 Private passenger auto physical damage												
21.2 Commercial auto physical damage												
22. Aircraft (all perils)												
23. Fidelity												
24. Surety												
26. Burglary and theft												
27. Boiler and machinery												
28. Credit												
30. Warranty												
34. Aggregate write-ins for other lines of business	45,234	45,234										2,096
35. TOTALS (a)	45,234	45,234										2,096
DETAILS OF WRITE-INS												
3401. Guaranty of Excess Share Deposits in Credit Unions	45,234	45,234										2,096
3402.												
3403.												
3498. Summary of remaining write-ins for Line 34 from overflow page												
3499. Totals (Line 3401 through Line 3403 plus Line 3498) (Line 34 above)	45,234	45,234										2,096

(a) Finance and service charges not included in Line 1 to Line 35 \$
(b) For health business on indicated lines report: Number of persons insured under PPO managed care products and number of persons insured under indemnity only products



EXHIBIT OF PREMIUMS AND LOSSES (Statutory Page 14)
BUSINESS IN THE STATE OF TEXAS DURING THE YEAR 2011

Line of Business	Gross Premiums, Including Policy and Membership Fees, Less Return Premiums and Premiums on Policies not Taken		3	4	5	6	7	8	9	10	11	12
	1 Direct Premiums Written	2 Direct Premiums Earned	Dividends Paid or Credited to Policyholders on Direct Business	Direct Unearned Premium Reserves	Direct Losses Paid (deducting salvage)	Direct Losses Incurred	Direct Losses Unpaid	Direct Defense and Cost Containment Expense Paid	Direct Defense and Cost Containment Expense Incurred	Direct Defense and Cost Containment Expense Unpaid	Commissions and Brokerage Expenses	Taxes, Licenses and Fees
1. Fire												
2.1 Allied lines												
2.2 Multiple peril crop												
2.3 Federal flood												
3. Farmowners multiple peril												
4. Homeowners multiple peril												
5.1 Commercial multiple peril (non-liability portion)												
5.2 Commercial multiple peril (liability portion)												
6. Mortgage guaranty												
8. Ocean marine												
9. Inland marine												
10. Financial guaranty												
11. Medical professional liability												
12. Earthquake												
13. Group accident and health (b)												
14. Credit A and H (group and individual)												
15.1 Collectively renewable A and H (b)												
15.2 Non-cancelable A and H (b)												
15.3 Guaranteed renewable A and H (b)												
15.4 Non-renewable for stated reasons only (b)												
15.5 Other accident only												
15.6 Medicare Title XVIII exempt from state taxes or fees												
15.7 All other A and H (b)												
15.8 Federal employees health benefits program premium (b)												
16. Workers' compensation												
17.1 Other liability - occurrence												
17.2 Other liability - claims-made												
17.3 Excess workers' compensation												
18. Products liability												
19.1 Private passenger auto no-fault (personal injury protection)												
19.2 Other private passenger auto liability												
19.3 Commercial auto no-fault (personal injury protection)												
19.4 Other commercial auto liability												
21.1 Private passenger auto physical damage												
21.2 Commercial auto physical damage												
22. Aircraft (all perils)												
23. Fidelity												
24. Surety												
26. Burglary and theft												
27. Boiler and machinery												
28. Credit												
30. Warranty												
34. Aggregate write-ins for other lines of business	139, 134	139, 134										3, 022
35. TOTALS (a)	139, 134	139, 134										3, 022
DETAILS OF WRITE-INS												
3401. Guaranty of Excess Share Deposits in Credit Unions	139, 134	139, 134										3, 022
3402.												
3403.												
3498. Summary of remaining write-ins for Line 34 from overflow page												
3499. Totals (Line 3401 through Line 3403 plus Line 3498) (Line 34 above)	139, 134	139, 134										3, 022

(a) Finance and service charges not included in Line 1 to Line 35 \$
(b) For health business on indicated lines report: Number of persons insured under PPO managed care products and number of persons insured under indemnity only products



EXHIBIT OF PREMIUMS AND LOSSES (Statutory Page 14)
BUSINESS IN THE STATE OF UTAH DURING THE YEAR 2011

Line of Business	Gross Premiums, Including Policy and Membership Fees, Less Return Premiums and Premiums on Policies not Taken		3	4	5	6	7	8	9	10	11	12
	1 Direct Premiums Written	2 Direct Premiums Earned	Dividends Paid or Credited to Policyholders on Direct Business	Direct Unearned Premium Reserves	Direct Losses Paid (deducting salvage)	Direct Losses Incurred	Direct Losses Unpaid	Direct Defense and Cost Containment Expense Paid	Direct Defense and Cost Containment Expense Incurred	Direct Defense and Cost Containment Expense Unpaid	Commissions and Brokerage Expenses	Taxes, Licenses and Fees
1. Fire												
2.1 Allied lines												
2.2 Multiple peril crop												
2.3 Federal flood												
3. Farmowners multiple peril												
4. Homeowners multiple peril												
5.1 Commercial multiple peril (non-liability portion)												
5.2 Commercial multiple peril (liability portion)												
6. Mortgage guaranty												
8. Ocean marine												
9. Inland marine												
10. Financial guaranty												
11. Medical professional liability												
12. Earthquake												
13. Group accident and health (b)												
14. Credit A and H (group and individual)												
15.1 Collectively renewable A and H (b)												
15.2 Non-cancelable A and H (b)												
15.3 Guaranteed renewable A and H (b)												
15.4 Non-renewable for stated reasons only (b)												
15.5 Other accident only												
15.6 Medicare Title XVIII exempt from state taxes or fees												
15.7 All other A and H (b)												
15.8 Federal employees health benefits program premium (b)												
16. Workers' compensation												
17.1 Other liability - occurrence												
17.2 Other liability - claims-made												
17.3 Excess workers' compensation												
18. Products liability												
19.1 Private passenger auto no-fault (personal injury protection)												
19.2 Other private passenger auto liability												
19.3 Commercial auto no-fault (personal injury protection)												
19.4 Other commercial auto liability												
21.1 Private passenger auto physical damage												
21.2 Commercial auto physical damage												
22. Aircraft (all perils)												
23. Fidelity												
24. Surety												
26. Burglary and theft												
27. Boiler and machinery												
28. Credit												
30. Warranty												
34. Aggregate write-ins for other lines of business												856
35. TOTALS (a)												856
DETAILS OF WRITE-INS												
3401. Guaranty of Excess Share Deposits in Credit Unions												856
3402.												
3403.												
3498. Summary of remaining write-ins for Line 34 from overflow page												
3499. Totals (Line 3401 through Line 3403 plus Line 3498) (Line 34 above)												856

(a) Finance and service charges not included in Line 1 to Line 35 \$
(b) For health business on indicated lines report: Number of persons insured under PPO managed care products and number of persons insured under indemnity only products



EXHIBIT OF PREMIUMS AND LOSSES (Statutory Page 14)
BUSINESS IN THE STATE OF WASHINGTON DURING THE YEAR 2011

Line of Business	Gross Premiums, Including Policy and Membership Fees, Less Return Premiums and Premiums on Policies not Taken		3	4	5	6	7	8	9	10	11	12
	1 Direct Premiums Written	2 Direct Premiums Earned	Dividends Paid or Credited to Policyholders on Direct Business	Direct Unearned Premium Reserves	Direct Losses Paid (deducting salvage)	Direct Losses Incurred	Direct Losses Unpaid	Direct Defense and Cost Containment Expense Paid	Direct Defense and Cost Containment Expense Incurred	Direct Defense and Cost Containment Expense Unpaid	Commissions and Brokerage Expenses	Taxes, Licenses and Fees
1. Fire												
2.1 Allied lines												
2.2 Multiple peril crop												
2.3 Federal flood												
3. Farmowners multiple peril												
4. Homeowners multiple peril												
5.1 Commercial multiple peril (non-liability portion)												
5.2 Commercial multiple peril (liability portion)												
6. Mortgage guaranty												
8. Ocean marine												
9. Inland marine												
10. Financial guaranty												
11. Medical professional liability												
12. Earthquake												
13. Group accident and health (b)												
14. Credit A and H (group and individual)												
15.1 Collectively renewable A and H (b)												
15.2 Non-cancelable A and H (b)												
15.3 Guaranteed renewable A and H (b)												
15.4 Non-renewable for stated reasons only (b)												
15.5 Other accident only												
15.6 Medicare Title XVIII exempt from state taxes or fees												
15.7 All other A and H (b)												
15.8 Federal employees health benefits program premium (b)												
16. Workers' compensation												
17.1 Other liability - occurrence												
17.2 Other liability - claims-made												
17.3 Excess workers' compensation												
18. Products liability												
19.1 Private passenger auto no-fault (personal injury protection)												
19.2 Other private passenger auto liability												
19.3 Commercial auto no-fault (personal injury protection)												
19.4 Other commercial auto liability												
21.1 Private passenger auto physical damage												
21.2 Commercial auto physical damage												
22. Aircraft (all perils)												
23. Fidelity												
24. Surety												
26. Burglary and theft												
27. Boiler and machinery												
28. Credit												
30. Warranty												
34. Aggregate write-ins for other lines of business	52,099	52,099										(1,772)
35. TOTALS (a)	52,099	52,099										(1,772)
DETAILS OF WRITE-INS												
3401. Guaranty of Excess Share Deposits in Credit Unions	52,099	52,099										(1,772)
3402.												
3403.												
3498. Summary of remaining write-ins for Line 34 from overflow page												
3499. Totals (Line 3401 through Line 3403 plus Line 3498) (Line 34 above)	52,099	52,099										(1,772)

(a) Finance and service charges not included in Line 1 to Line 35 \$
(b) For health business on indicated lines report: Number of persons insured under PPO managed care products and number of persons insured under indemnity only products



EXHIBIT OF PREMIUMS AND LOSSES (Statutory Page 14)
BUSINESS IN THE STATE OF OTHER ALIEN DURING THE YEAR 2011

Line of Business	Gross Premiums, Including Policy and Membership Fees, Less Return Premiums and Premiums on Policies not Taken		3	4	5	6	7	8	9	10	11	12
	1 Direct Premiums Written	2 Direct Premiums Earned	Dividends Paid or Credited to Policyholders on Direct Business	Direct Unearned Premium Reserves	Direct Losses Paid (deducting salvage)	Direct Losses Incurred	Direct Losses Unpaid	Direct Defense and Cost Containment Expense Paid	Direct Defense and Cost Containment Expense Incurred	Direct Defense and Cost Containment Expense Unpaid	Commissions and Brokerage Expenses	Taxes, Licenses and Fees
1. Fire												
2.1 Allied lines												
2.2 Multiple peril crop												
2.3 Federal flood												
3. Farmowners multiple peril												
4. Homeowners multiple peril												
5.1 Commercial multiple peril (non-liability portion)												
5.2 Commercial multiple peril (liability portion)												
6. Mortgage guaranty												
8. Ocean marine												
9. Inland marine												
10. Financial guaranty												
11. Medical professional liability												
12. Earthquake												
13. Group accident and health (b)												
14. Credit A and H (group and individual)												
15.1 Collectively renewable A and H (b)												
15.2 Non-cancelable A and H (b)												
15.3 Guaranteed renewable A and H (b)												
15.4 Non-renewable for stated reasons only (b)												
15.5 Other accident only												
15.6 Medicare Title XVIII exempt from state taxes or fees												
15.7 All other A and H (b)												
15.8 Federal employees health benefits program premium (b)												
16. Workers' compensation												
17.1 Other liability - occurrence												
17.2 Other liability - claims-made												
17.3 Excess workers' compensation												
18. Products liability												
19.1 Private passenger auto no-fault (personal injury protection)												
19.2 Other private passenger auto liability												
19.3 Commercial auto no-fault (personal injury protection)												
19.4 Other commercial auto liability												
21.1 Private passenger auto physical damage												
21.2 Commercial auto physical damage												
22. Aircraft (all perils)												
23. Fidelity												
24. Surety												
26. Burglary and theft												
27. Boiler and machinery												
28. Credit												
30. Warranty												
34. Aggregate write-ins for other lines of business						280,000	1,762,000					
35. TOTALS (a)						280,000	1,762,000					
DETAILS OF WRITE-INS												
3401. Guaranty of Excess Share Deposits in Credit Unions						280,000	1,762,000					
3402.												
3403.												
3498. Summary of remaining write-ins for Line 34 from overflow page												
3499. Totals (Line 3401 through Line 3403 plus Line 3498) (Line 34 above)						280,000	1,762,000					

(a) Finance and service charges not included in Line 1 to Line 35 \$
(b) For health business on indicated lines report: Number of persons insured under PPO managed care products and number of persons insured under indemnity only products



EXHIBIT OF PREMIUMS AND LOSSES (Statutory Page 14)
BUSINESS IN THE STATE OF GRAND TOTAL DURING THE YEAR 2011

Line of Business	Gross Premiums, Including Policy and Membership Fees, Less Return Premiums and Premiums on Policies not Taken		3	4	5	6	7	8	9	10	11	12
	1 Direct Premiums Written	2 Direct Premiums Earned	Dividends Paid or Credited to Policyholders on Direct Business	Direct Unearned Premium Reserves	Direct Losses Paid (deducting salvage)	Direct Losses Incurred	Direct Losses Unpaid	Direct Defense and Cost Containment Expense Paid	Direct Defense and Cost Containment Expense Incurred	Direct Defense and Cost Containment Expense Unpaid	Commissions and Brokerage Expenses	Taxes, Licenses and Fees
1. Fire												
2.1 Allied lines												
2.2 Multiple peril crop												
2.3 Federal flood												
3. Farmowners multiple peril												
4. Homeowners multiple peril												
5.1 Commercial multiple peril (non-liability portion)												
5.2 Commercial multiple peril (liability portion)												
6. Mortgage guaranty												
8. Ocean marine												
9. Inland marine												
10. Financial guaranty												
11. Medical professional liability												
12. Earthquake												
13. Group accident and health (b)												
14. Credit A and H (group and individual)												
15.1 Collectively renewable A and H (b)												
15.2 Non-cancelable A and H (b)												
15.3 Guaranteed renewable A and H (b)												
15.4 Non-renewable for stated reasons only (b)												
15.5 Other accident only												
15.6 Medicare Title XVIII exempt from state taxes or fees												
15.7 All other A and H (b)												
15.8 Federal employees health benefits program premium (b)												
16. Workers' compensation												
17.1 Other liability - occurrence												
17.2 Other liability - claims-made												
17.3 Excess workers' compensation												
18. Products liability												
19.1 Private passenger auto no-fault (personal injury protection)												
19.2 Other private passenger auto liability												
19.3 Commercial auto no-fault (personal injury protection)												
19.4 Other commercial auto liability												
21.1 Private passenger auto physical damage												
21.2 Commercial auto physical damage												
22. Aircraft (all perils)												
23. Fidelity												
24. Surety												
26. Burglary and theft												
27. Boiler and machinery												
28. Credit												
30. Warranty												
34. Aggregate write-ins for other lines of business	1,590,988	1,590,988				280,000	1,762,000					79,068
35. TOTALS (a)	1,590,988	1,590,988				280,000	1,762,000					79,068
DETAILS OF WRITE-INS												
3401. Guaranty of Excess Share Deposits in Credit Unions	1,590,988	1,590,988				280,000	1,762,000					79,068
3402.												
3403.												
3498. Summary of remaining write-ins for Line 34 from overflow page												
3499. Totals (Line 3401 through Line 3403 plus Line 3498) (Line 34 above)	1,590,988	1,590,988				280,000	1,762,000					79,068

(a) Finance and service charges not included in Line 1 to Line 35 \$
(b) For health business on indicated lines report: Number of persons insured under PPO managed care products and number of persons insured under indemnity only products

Page 20

Sch. F, Pt. 1, Assumed Reinsurance

NONE

Page 21

Sch. F, Pt. 2, Premium Portfolio Reinsurance Effected or Canceled

NONE

ANNUAL STATEMENT FOR THE YEAR 2011 OF THE Excess Share Insurance Corporation

SCHEDULE F - PART 3

Ceded Reinsurance as of December 31, Current Year (000 Omitted)

1 Federal ID Number	2 NAIC Company Code	3 Name of Reinsurer	4 Domiciliary Jurisdiction	5 Reinsurance Contracts Ceding 75% or More of Direct Premiums Written	6 Reinsurance Premiums Ceded	Reinsurance Recoverable On									Reinsurance Payable		18 Net Amount Recoverable From Reinsurers Columns 15 - (16 + 17)	19 Funds Held by Company Under Reinsurance Treaties
						7 Paid Losses	8 Paid LAE	9 Known Case Loss Reserves	10 Known Case LAE Reserves	11 IBNR Loss Reserves	12 IBNR LAE Reserves	13 Unearned Premiums	14 Contingent Commissions	15 Column 7 through Column 14 Totals	16 Ceded Balances Payable	17 Other Amounts Due to Reinsurers		
Authorized - Other U. S. Unaffiliated Insurers																		
13-1963496	20281	Federal Insurance Company	IN		356													
0599999 - Subtotal - Authorized - Other U. S. Unaffiliated Insurers					356													
0999999 - Subtotal - Authorized					356													
1999999 - Subtotal - Authorized and Unauthorized					356													
9999999 - TOTAL - Schedule F, Part 3					356													

NOTE: A. Report the five largest provisional commission rates included in the cedant's reinsurance treaties. The commission rate to be reported is by contract with ceded premium in excess of \$50,000:

	1 Name of Reinsurer	2 Commission Rate	3 Ceded Premium
1)
2)
3)
4)
5)

B. Report the five largest reinsurance recoverables reported in Column 15, due from any one reinsurer (based on the total recoverables, Line 9999999, Column 15), the amount of ceded premium, and indicate whether the recoverables are due from an affiliated insurer.

	1 Name of Reinsurer	2 Total Recoverables	3 Ceded Premium	4 Affiliated
1)	Yes () No ()
2)	Yes () No ()
3)	Yes () No ()
4)	Yes () No ()
5)	Yes () No ()

Page 23

Sch. F, Pt. 4, Aging of Ceded Reinsurance

NONE

Page 24

Sch. F, Pt. 5, Provision for Unauthorized Reinsurance

NONE

Sch. F, Pt. 5, Bank Footnote

NONE

Page 25

Sch. F, Pt. 6, Provision for Overdue Authorized Reinsurance

NONE

Page 26

Sch. F, Pt. 7, Provision for Overdue Reinsurance

NONE

SCHEDULE F - PART 8

Restatement of Balance Sheet to Identify Net Credit for Reinsurance

	1	2	3
	As Reported (Net of Ceded)	Restatement Adjustments	Restated (Gross of Ceded)
<u>ASSETS</u> (Page 2, Column 3)			
1. Cash and invested assets (Line 12)	50,621,748		50,621,748
2. Premiums and considerations (Line 15)	399,520		399,520
3. Reinsurance recoverable on loss and loss adjustment expense payments (Line 16.1)			
4. Funds held by or deposited with reinsured companies (Line 16.2)			
5. Other assets	199,245		199,245
6. Net amount recoverable from reinsurers			
7. Protected cell assets (Line 27)			
8. Totals (Line 28)	51,220,513		51,220,513
<u>LIABILITIES</u> (Page 3)			
9. Losses and loss adjustment expenses (Line 1 through Line 3)	1,762,000		1,762,000
10. Taxes, expenses, and other obligations (Line 4 through Line 8)	58,754		58,754
11. Unearned premiums (Line 9)			
12. Advance premiums (Line 10)			
13. Dividends declared and unpaid (Line 11.1 and Line 11.2)			
14. Ceded reinsurance premiums payable (net of ceding commissions) (Line 12)			
15. Funds held by company under reinsurance treaties (Line 13)			
16. Amounts withheld or retained by company for account of others (Line 14)			
17. Provision for reinsurance (Line 16)			
18. Other liabilities	28,952,552		28,952,552
19. Total liabilities excluding protected cell business (Line 26)	30,773,306		30,773,306
20. Protected cell liabilities (Line 27)			
21. Surplus as regards policyholders (Line 37)	20,447,207	X X X	20,447,207
22. Totals (Line 38)	51,220,513		51,220,513

NOTE: Is the restatement of this exhibit the result of grossing up balances ceded to affiliates under 100 percent reinsurance or pooling arrangements?

Yes () No ()

If yes, give full explanation:

.....

.....

.....

.....

.....

.....

Page 28

Sch. H, Accident and Health Exhibit, Part 1
NONE

Page 29

Sch. H, Accident and Health Exhibit, Part 2
NONE

Sch. H, Accident and Health Exhibit, Part 3
NONE

Sch. H, Accident and Health Exhibit, Part 4
NONE

Page 30

Schedule H, Part 5, Health Claims
NONE

Page 33

Sch. P, Pt. 1A, Homeowners/Farmowners
NONE

Page 34

Sch. P, Pt. 1B, Private Passenger Auto Liability/Medical
NONE

Page 35

Sch. P, Pt. 1C, Commercial Auto/Truck Liability/Medical
NONE

Page 36

Sch. P, Pt. 1D, Workers' Compensation
NONE

Page 37

Sch. P, Pt. 1E, Commercial Multiple Peril
NONE

Page 38

Sch P, Pt. 1F, Sn. 1, Medical Professional Liability, Occurrence
NONE

Page 39

Sch P, Pt. 1F, Sn. 2, Medical Professional Liability Claims Made
NONE

Page 40

Sch. P, Pt. 1G, Special Liability
NONE

Page 41

Sch. P, Pt. 1H, Sn. 1, Other Liability, Occurrence
NONE

Page 42

Sch. P, Pt. 1H, Sn. 2, Other Liability, Claims Made
NONE

Page 43

Sch. P, Pt. 1I, Special Property
NONE

Page 44

Sch. P, Pt. 1J, Auto Physical Damage
NONE

Page 45

Sch. P, Pt. 1K, Fidelity/Surety
NONE

SCHEDULE P - PART 1L - OTHER
(INCLUDING CREDIT, ACCIDENT AND HEALTH)

(\$000 Omitted)

Years in Which Premiums Were Earned and Losses Were Incurred	Premiums Earned			Loss and Loss Expense Payments								12 Number of Claims Reported - Direct and Assumed
	1	2	3	Loss Payments		Defense and Cost Containment Payments		Adjusting and Other Payments		10	11	
	Direct and Assumed	Ceded	Net (Columns 1 - 2)	4 Direct and Assumed	5 Ceded	6 Direct and Assumed	7 Ceded	8 Direct and Assumed	9 Ceded	Salvage and Subrogation Received	Total Net Paid (Columns 4 - 5 + 6 - 7 + 8 - 9)	
1. Prior	X X X	X X X	X X X									X X X
2. 2010	1,568	529	1,039									X X X
3. 2011	1,591	356	1,235									X X X
4. Totals	X X X	X X X	X X X									X X X

	Losses Unpaid				Defense and Cost Containment Unpaid				Adjusting and Other Unpaid		23 Salvage and Subrogation Anticipated	24 Total Net Losses and Expenses Unpaid	25 Number of Claims Outstanding - Direct & Assumed
	Case Basis		Bulk + IBNR		Case Basis		Bulk + IBNR		21	22			
	13 Direct and Assumed	14 Ceded	15 Direct and Assumed	16 Ceded	17 Direct and Assumed	18 Ceded	19 Direct and Assumed	20 Ceded	Direct and Assumed	Ceded			
1.			176									176	
2.			529									529	
3.			1,057									1,057	
4.			1,762									1,762	

	Total Losses and Loss Expenses Incurred			Loss and Loss Expense Percentage (Incurred/Premiums Earned)			Nontabular Discount		34	Net Balance Sheet Reserves After Discount	
	26 Direct and Assumed	27 Ceded	28 Net	29 Direct and Assumed	30 Ceded	31 Net	32 Loss	33 Loss Expense	Inter-Company Pooling Participation Percentage	35 Losses Unpaid	36 Loss Expenses Unpaid
1.	X X X	X X X	X X X	X X X	X X X	X X X			X X X	176	
2.	529		529	33.7		50.9				529	
3.	1,057		1,057	66.4		85.6				1,057	
4.	X X X	X X X	X X X	X X X	X X X	X X X			X X X	1,762	

Page 47

Sch. P, Pt. 1M, International
NONE

Page 48

Sch. P, Pt. 1N, Reinsurance Property
NONE

Page 49

Sch. P, Pt. 1O, Reinsurance Liability
NONE

Page 50

Sch. P, Pt. 1P, Reinsurance Financial Lines
NONE

Page 51

Sch. P, Pt. 1R, Sn. 1, Products Liability, Occurrence
NONE

Page 52

Sch. P, Pt. 1R, Sn. 2, Products Liability, Claims Made
NONE

Page 53

Sch. P, Pt. 1S, Financial Guaranty/Mortgage Guaranty
NONE

Page 54

Sch. P, Pt. 1T, Warranty
NONE

Page 55

Sch. P, Pt. 2A, Homeowners/Farmowners
NONE

Sch. P, Pt. 2B, Private Passenger Auto Liability/Medical
NONE

Sch. P, Pt. 2C, Commercial Auto/Truck Liability/Medical
NONE

Sch. P, Pt. 2D, Workers' Compensation
NONE

Sch. P, Pt. 2E, Commercial Multiple Peril
NONE

Page 56

Sch P, Pt. 2F, Sn. 1, Medical Professional Liability, Occurrence
NONE

Sch P, Pt. 2F, Sn. 2, Medical Professional Liability Claims Made
NONE

Sch. P, Pt. 2G, Special Liability
NONE

Sch. P, Pt. 2H, Sn. 1, Other Liability, Occurrence
NONE

Sch. P, Pt. 2H, Sn. 2, Other Liability, Claims - Made
NONE

SCHEDULE P - PART 2I - SPECIAL PROPERTY (FIRE, ALLIED LINES, INLAND MARINE, EARTHQUAKE, BURGLARY, AND THEFT)

Years in Which Losses Were Incurred	INCURRED NET LOSSES AND DEFENSE AND COST CONTAINMENT EXPENSES REPORTED AT YEAR END (\$000 OMITTED)										DEVELOPMENT	
	1 2002	2 2003	3 2004	4 2005	5 2006	6 2007	7 2008	8 2009	9 2010	10 2011	11 One Year	12 Two Year
1. Prior	XXX	XXX	XXX	XXX	XXX	XXX	XXX					
2. 2010	XXX	XXX	XXX	XXX	XXX	XXX	XXX	XXX				XXX
3. 2011	XXX	XXX	XXX	XXX	XXX	XXX	XXX	XXX	XXX		XXX	XXX
4. Totals												

SCHEDULE P - PART 2J - AUTO PHYSICAL DAMAGE

1. Prior	XXX	XXX	XXX	XXX	XXX	XXX	XXX					
2. 2010	XXX	XXX	XXX	XXX	XXX	XXX	XXX	XXX				XXX
3. 2011	XXX	XXX	XXX	XXX	XXX	XXX	XXX	XXX	XXX		XXX	XXX
4. Totals												

SCHEDULE P - PART 2K - FIDELITY, SURETY

1. Prior	XXX	XXX	XXX	XXX	XXX	XXX	XXX					
2. 2010	XXX	XXX	XXX	XXX	XXX	XXX	XXX	XXX				XXX
3. 2011	XXX	XXX	XXX	XXX	XXX	XXX	XXX	XXX	XXX		XXX	XXX
4. Totals												

SCHEDULE P - PART 2L - OTHER (INCLUDING CREDIT, ACCIDENT AND HEALTH)

1. Prior	XXX	XXX	XXX	XXX	XXX	XXX	XXX	1,342	593	176	(417)	(1,166)
2. 2010	XXX	XXX	XXX	XXX	XXX	XXX	XXX	XXX	889	529	(360)	XXX
3. 2011	XXX	XXX	XXX	XXX	XXX	XXX	XXX	XXX	XXX	1,057	XXX	XXX
4. Totals											(777)	(1,166)

SCHEDULE P - PART 2M - INTERNATIONAL

1. Prior												
2. 2002												
3. 2003	XXX											
4. 2004	XXX	XXX										
5. 2005	XXX	XXX	XXX									
6. 2006	XXX	XXX	XXX									
7. 2007	XXX	XXX	XXX									
8. 2008	XXX	XXX	XXX									
9. 2009	XXX	XXX	XXX									
10. 2010	XXX	XXX	XXX									XXX
11. 2011	XXX	XXX	XXX						XX		XXX	XXX
12. Totals												

Page 58

Sch. P, Pt. 2N, Reinsurance
NONE

Sch. P, Pt. 2O, Reinsurance
NONE

Sch. P, Pt. 2P, Reinsurance
NONE

Page 59

Sch. P, Pt. 2R, Sn. 1, Products Liability, Occurrence
NONE

Sch. P, Pt. 2R, Sn. 2, Products Liability, Claims Made
NONE

Sch. P, Pt. 2S, Financial Guaranty/Mortgage Guaranty
NONE

Sch. P, Pt. 2T, Warranty
NONE

Page 60

Sch. P, Pt. 3A, Homeowners/Farmowners
NONE

Sch. P, Pt. 3B, Private Passenger Auto Liability/Medical
NONE

Sch. P, Pt. 3C, Commercial Auto/Truck Liability/Medical
NONE

Sch. P, Pt. 3D, Workers' Compensation
NONE

Sch. P, Pt. 3E, Commercial Multiple Peril
NONE

Page 61

Sch P, Pt. 3F, Sn. 1, Medical Professional Liability, Occurrence
NONE

Sch P, Pt. 3F, Sn. 2, Medical Professional Liability, Claims Made
NONE

Sch. P, Pt. 3G, Special Liability
NONE

Sch. P, Pt. 3H, Sn. 1, Other Liability, Occurrence
NONE

Sch. P, Pt. 3H, Sn. 2, Other Liability, Claims Made
NONE

Page 62

Sch. P, Pt. 3I, Special Property
NONE

Sch. P, Pt. 3J, Auto Physical Damage
NONE

Sch. P, Pt. 3K, Fidelity/Surety
NONE

Sch. P, Pt. 3L, Other (Including Credit, Accident and Health)
NONE

Sch. P, Pt. 3M, International
NONE

Page 63

Sch. P, Pt. 3N, Reinsurance
NONE

Sch. P, Pt. 3O, Reinsurance
NONE

Sch. P, Pt. 3P, Reinsurance
NONE

Page 64

Sch. P, Pt. 3R, Sn. 1, Product Liability, Occurrence
NONE

Sch. P, Pt. 3R, Sn. 2, Product Liability, Claims Made
NONE

Sch. P, Pt. 3S, Financial Guaranty/Mortgage Guaranty
NONE

Sch. P, Pt. 3T, Warranty
NONE

Page 65

Sch. P, Pt. 4A, Homeowners/Farmowners
NONE

Sch. P, Pt. 4B, Private Passenger Auto Liability/Medical
NONE

Sch. P, Pt. 4C, Commercial Auto/Truck Liability/Medical
NONE

Sch. P, Pt. 4D, Workers' Compensation
NONE

Sch. P, Pt. 4E, Commercial Multiple Peril
NONE

Page 66

Sch P, Pt. 4F, Sn. 1, Medical Professional Liability, Occurrence
NONE

Sch P, Pt. 4F, Sn. 2, Medical Professional Liability, Claims Made
NONE

Sch. P, Pt. 4G, Special Liability
NONE

Sch. P, Pt. 4H, Sn. 1, Other Liability, Occurrence
NONE

Sch. P, Pt. 4H, Sn. 2, Other Liability, Claims Made
NONE

SCHEDULE P - PART 4I - SPECIAL PROPERTY (FIRE,
ALLIED LINES, INLAND MARINE, EARTHQUAKE,
BURGLARY AND THEFT)

Years in Which Losses Were Incurred	BULK AND IBNR RESERVES ON NET LOSSES AND DEFENSE AND COST CONTAINMENT EXPENSES REPORTED AT YEAR END (\$000 OMITTED)									
	1 2002	2 2003	3 2004	4 2005	5 2006	6 2007	7 2008	8 2009	9 2010	10 2011
1. Prior	XXX	XXX	XXX	XXX	XXX	XXX	XXX	XXX	XXX	XXX
2. 2010	XXX	XXX	XXX	XXX	XXX	XXX	XXX	XXX	XXX	XXX
3. 2011	XXX	XXX	XXX	XXX	XXX	XXX	XXX	XXX	XXX	XXX

SCHEDULE P - PART 4J - AUTO PHYSICAL DAMAGE

1. Prior	XXX	XXX	XXX	XXX	XXX	XXX	XXX	XXX	XXX	XXX
2. 2010	XXX	XXX	XXX	XXX	XXX	XXX	XXX	XXX	XXX	XXX
3. 2011	XXX	XXX	XXX	XXX	XXX	XXX	XXX	XXX	XXX	XXX

SCHEDULE P - PART 4K - FIDELITY/SURETY

1. Prior	XXX	XXX	XXX	XXX	XXX	XXX	XXX	XXX	XXX	XXX
2. 2010	XXX	XXX	XXX	XXX	XXX	XXX	XXX	XXX	XXX	XXX
3. 2011	XXX	XXX	XXX	XXX	XXX	XXX	XXX	XXX	XXX	XXX

SCHEDULE P - PART 4L - OTHER
(INCLUDING CREDIT, ACCIDENT AND HEALTH)

1. Prior	XXX	XXX	XXX	XXX	XXX	XXX	XXX	XXX	XXX	XXX
2. 2010	XXX	XXX	XXX	XXX	XXX	XXX	XXX	XXX	XXX	XXX
3. 2011	XXX	XXX	XXX	XXX	XXX	XXX	XXX	XXX	XXX	XXX

SCHEDULE P - PART 4M - INTERNATIONAL

1. Prior	XXX	XXX	XXX	XXX	XXX	XXX	XXX	XXX	XXX	XXX
2. 2002	XXX	XXX	XXX	XXX	XXX	XXX	XXX	XXX	XXX	XXX
3. 2003	XXX	XXX	XXX	XXX	XXX	XXX	XXX	XXX	XXX	XXX
4. 2004	XXX	XXX	XXX	XXX	XXX	XXX	XXX	XXX	XXX	XXX
5. 2005	XXX	XXX	XXX	XXX	XXX	XXX	XXX	XXX	XXX	XXX
6. 2006	XXX	XXX	XXX	XXX	XXX	XXX	XXX	XXX	XXX	XXX
7. 2007	XXX	XXX	XXX	XXX	XXX	XXX	XXX	XXX	XXX	XXX
8. 2008	XXX	XXX	XXX	XXX	XXX	XXX	XXX	XXX	XXX	XXX
9. 2009	XXX	XXX	XXX	XXX	XXX	XXX	XXX	XXX	XXX	XXX
10. 2010	XXX	XXX	XXX	XXX	XXX	XXX	XXX	XXX	XXX	XXX
11. 2011	XXX	XXX	XXX	XXX	XXX	XXX	XXX	XXX	XXX	XXX

Page 68

Sch. P, Pt. 4N, Reinsurance
NONE

Sch. P, Pt. 4O, Reinsurance
NONE

Sch. P, Pt. 4P, Reinsurance
NONE

Page 69

Sch. P, Pt. 4R, Sn. 1, Products Liability, Occurrence
NONE

Sch. P, Pt. 4R, Sn. 2, Products Liability, Claims Made
NONE

Sch. P, Pt. 4S, Financial Guaranty/Mortgage Guaranty
NONE

Sch. P, Pt. 4T, Warranty
NONE

Page 70

Sch. P, Pt. 5A, Sn. 1, Homeowners/Farmowners
NONE

Sch. P, Pt. 5A, Sn. 2, Homeowners/Farmowners
NONE

Sch. P, Pt. 5A, Sn. 3, Homeowners/Farmowners
NONE

Page 71

Sch. P, Pt. 5B, Sn. 1, Private Passenger Auto Liability/Medical
NONE

Sch. P, Pt. 5B, Sn. 2, Private Passenger Auto Liability/Medical
NONE

Sch. P, Pt. 5B, Sn. 3, Private Passenger Auto Liability/Medical
NONE

Page 72

Sch. P, Pt. 5C, Sn. 1, Commercial Auto/Truck Liability/Medical
NONE

Sch. P, Pt. 5C, Sn. 2, Commercial Auto/Truck Liability/Medical
NONE

Sch. P, Pt. 5C, Sn. 3, Commercial Auto/Truck Liability/Medical
NONE

Page 73

Sch. P, Pt. 5D, Sn. 1, Workers' Compensation
NONE

Sch. P, Pt. 5D, Sn. 2, Workers' Compensation
NONE

Sch. P, Pt. 5D, Sn. 3, Workers' Compensation
NONE

Page 74

Sch. P, Pt. 5E, Sn. 1, Commercial Multiple Peril
NONE

Sch. P, Pt. 5E, Sn. 2, Commercial Multiple Peril
NONE

Sch. P, Pt. 5E, Sn. 3, Commercial Multiple Peril
NONE

Page 75

Sch P, Pt. 5F, Sn. 1A, Medical Professional Liability, Occurrence
NONE

Sch P, Pt. 5F, Sn. 2A, Medical Professional Liability, Occurrence
NONE

Sch P, Pt. 5F, Sn. 3A, Medical Professional Liability, Occurrence
NONE

Page 76

Sch P, Pt. 5F, Sn. 1B, Medical Professional Liability Claims Made
NONE

Sch P, Pt. 5F, Sn. 2B, Medical Professional Liability Claims Made
NONE

Sch P, Pt. 5F, Sn. 3B, Medical Professional Liability Claims Made
NONE

Page 77

Sch. P, Pt. 5H, Sn. 1A, Other Liability, Occurrence
NONE

Sch. P, Pt. 5H, Sn. 2A, Other Liability, Occurrence
NONE

Sch. P, Pt. 5H, Sn. 3A, Other Liability, Occurrence
NONE

Page 78

Sch. P, Pt. 5H, Sn. 1B, Other Liability, Claims Made
NONE

Sch. P, Pt. 5H, Sn. 2B, Other Liability, Claims Made
NONE

Sch. P, Pt. 5H, Sn. 3B, Other Liability, Claims Made
NONE

Page 79

Sch. P, Pt. 5R, Sn. 1A, Products Liability, Occurrence
NONE

Sch. P, Pt. 5R, Sn. 2A, Products Liability, Occurrence
NONE

Sch. P, Pt. 5R, Sn. 3A, Products Liability, Occurrence
NONE

Page 80

Sch. P, Pt. 5R, Sn. 1B, Products Liability, Claims Made
NONE

Sch. P, Pt. 5R, Sn. 2B, Products Liability, Claims Made
NONE

Sch. P, Pt. 5R, Sn. 3B, Products Liability, Claims Made
NONE

Page 81

Sch. P, Pt. 5T, Sn. 1, Warranty
NONE

Sch. P, Pt. 5T, Sn. 2, Warranty
NONE

Sch. P, Pt. 5T, Sn. 3, Warranty
NONE

Page 82

Sch. P, Pt. 6C, Sn. 1, Commercial Auto/Truck Liability/Medical
NONE

Sch. P, Pt. 6C, Sn. 2, Commercial Auto/Truck Liability/Medical
NONE

Sch. P, Pt. 6D, Sn. 1, Workers' Compensation
NONE

Sch. P, Pt. 6D, Sn. 2, Workers' Compensation
NONE

Page 83

Sch. P, Pt. 6E, Sn. 1, Commercial Multiple Peril
NONE

Sch. P, Pt. 6E, Sn. 2, Commercial Multiple Peril
NONE

Sch. P, Pt. 6H, Sn. 1A, Other Liability, Occurrence
NONE

Sch. P, Pt. 6H, Sn. 2A, Other Liability, Occurrence
NONE

Page 84

Sch. P, Pt. 6H, Sn. 1B, Other Liability, Claims Made
NONE

Sch. P, Pt. 6H, Sn. 2B, Other Liability, Claims Made
NONE

Sch. P, Pt. 6M, Sn. 1, International
NONE

Sch. P, Pt. 6M, Sn. 2, International
NONE

Page 85

Sch. P, Pt. 6N, Sn. 1, Reinsurance
NONE

Sch. P, Pt. 6N, Sn. 2, Reinsurance
NONE

Sch. P, Pt. 6O, Sn. 1, Reinsurance
NONE

Sch. P, Pt. 6O, Sn. 2, Reinsurance
NONE

Page 86

Sch. P, Pt. 6R, Sn. 1A, Products Liability, Occurrence
NONE

Sch. P, Pt. 6R, Sn. 2A, Products Liability, Occurrence
NONE

Sch. P, Pt. 6R, Sn. 1B, Products Liability, Claims Made
NONE

Sch. P, Pt. 6R, Sn. 2B, Products Liability, Claims Made
NONE

Page 87

Sch. P, Pt. 7A, Sn. 1, Primary, Loss Sensitive Contracts
NONE

Sch. P, Pt. 7A, Sn. 2, Incurred Losses and Cost Containment Exp
NONE

Sch. P, Pt. 7A, Sn. 3, Bulk and Incurred But Not Reported Res.
NONE

Page 88

Sch. P, Pt. 7A, Sn. 4, Net Earned Premiums Reported
NONE

Sch. P, Pt. 7A, Sn. 5, Net Reserve for Premium Adjustments
NONE

Page 89

Sch. P, Pt. 7B, Sn. 1, Reinsurance Loss Sensitive Contracts
NONE

Sch. P, Pt. 7B, Sn. 2, Incurred Losses and Cost Containment Exp.
NONE

Sch. P, Pt. 7B, Sn. 3, Bulk Incurred But Not Reported Reserves
NONE

Page 90

Sch. P, Pt. 7B, Sn. 4, Net Earned Premiums Reported at Year End
NONE

Sch. P, Pt. 7B, Sn. 5, Net Reserve for Premium Adjustments
NONE

Sch. P, Pt. 7B, Sn. 6, Incurred Adjustable Commissions
NONE

Sch. P, Pt. 7B, Sn. 7, Reserves for Commission Adjustments
NONE

SCHEDULE P INTERROGATORIES

1. The following questions relate to yet-to-be-issued Extended Reporting Endorsements (EREs) arising from Death, Disability, or Retirement (DDR) provisions in Medical Professional Liability Claims Made insurance policies. EREs provided for reasons other than DDR are not to be included.
- 1.1 Does the company issue Medical Professional Liability Claims Made insurance policies that provide tail (also known as an extended reporting endorsement, or "ERE") benefits in the event of Death, Disability, or Retirement (DDR) at a reduced charge or at no additional cost?

Yes () No (X)
- If the answer to question 1.1 is "no", leave the following questions blank. If the answer to question 1.1 is "yes", please answer the following questions:
- 1.2 What is the total amount of the reserve for that provision (DDR Reserve), as reported, explicitly or not, elsewhere in this statement (in dollars)?

\$
- 1.3 Does the company report any DDR reserve as Unearned Premium Reserve per SSAP #65?

Yes () No (X)
- 1.4 Does the company report any DDR reserve as loss or loss adjustment expense reserve?

Yes () No (X)
- 1.5 If the company reports DDR reserve as Unearned Premium Reserve, does that amount match the figure on the Underwriting and Investment Exhibit, Part 1A - Recapitulation of all Premiums (Page 7) Column 2, Lines 11.1 plus 11.2?

Yes () No () N/A (X)
- 1.6 If the company reports DDR reserve as loss or loss adjustment expense reserve, please complete the following table corresponding to where these reserves are reported in Schedule P:

Years in Which Premiums Were Earned and Losses Were Incurred	DDR Reserve Included in Schedule P, Part 1F, Medical Professional Liability Column 24: Total Net Losses and Expenses Unpaid	
	1 Section 1: Occurrence	2 Section 2: Claims-Made
1.601 Prior
1.602 2002
1.603 2003
1.604 2004
1.605 2005
1.606 2006
1.607 2007
1.608 2008
1.609 2009
1.610 2010
1.611 2011
1.612 TOTALS

2. The definition of allocated loss adjustment expenses (ALAE) and, therefore, unallocated loss adjustment expenses (ULAE) was changed effective January 1, 1998. This change in definition applies to both paid and unpaid expenses. Are these expenses (now reported as "Defense and Cost Containment" and "Adjusting and Other") reported in compliance with these definitions in this statement?
- Yes (X) No ()
3. The Adjusting and Other expense payments and reserves should be allocated to the years in which the losses were incurred based on the number of claims reported, closed and outstanding in those years. When allocating Adjusting and Other expense between companies in a group or a pool, the Adjusting and Other expense should be allocated in the same percentage used for the loss amounts and the claim counts. For reinsurers, Adjusting and Other expense assumed should be reported according to the reinsurance contract. For Adjusting and Other expense incurred by reinsurers, or in those situations where suitable claim count information is not available, Adjusting and Other expense should be allocated by a reasonable method determined by the company and described in Interrogatory 7, below. Are they so reported in this Statement?
- Yes () No (X)
4. Do any lines in Schedule P include reserves that are reported gross of any discount to present value of future payments, and that are reported net of such discounts on Page 10?
- Yes () No (X)
- If yes, proper disclosure must be made in the Notes to Financial Statements, as specified in the Instructions. Also, the discounts must be reported in Schedule P - Part 1, Column 32 and Column 33.
- Schedule P must be completed gross of non-tabular discounting. Work papers relating to discount calculations must be available for examination upon request.
- Discounting is allowed only if expressly permitted by the state insurance department to which this Annual Statement is being filed.
5. What were the net premiums in force at the end of the year for:
(in thousands of dollars)

5.1 Fidelity

5.2 Surety

\$

\$
6. Claim count information is reported per claim or per claimant. (Indicate which).
-
- If not the same in all years, explain in Interrogatory 7.
- 7.1 The information provided in Schedule P will be used by many persons to estimate the adequacy of the current loss and expense reserves, among other things. Are there any especially significant events, coverage, retention or accounting changes that have occurred that must be considered when making such analyses?

Yes () No (X)
- 7.2 An extended statement may be attached:

.....
.....
.....
.....

SCHEDULE Y

PART 1A - DETAIL OF INSURANCE HOLDING COMPANY SYSTEM

Group Code	Group Name	NAIC Company Code	Federal ID Number	Federal RSSD	CIK	Name of Securities Exchange if Publicly Traded (U.S. or International)	Names of Parent, Subsidiaries or Affiliates	Domiciliary Location	Relationship to Reporting Entity	Directly Controlled by (Name of Entity/Person)	Type of Control (Ownership, Board, Management, Attorney-in-Fact, Influence, Other)	If Control is Ownership Provide Percentage	Ultimate Controlling Entity(ies)/Person(s)	*
03590	American Mutual Share Ins .	10003	31-13853517				Excess Share Insurance Corporation	OH	DS	American Mutual Share Insurance Corporation	Ownership	100.000	American Mutual Share Ins. Corp.	
03590	American Mutual Share Ins .	12700	23-7376679				American Mutual Share Insurance Corporation	OH	UDP	American Mutual Share Insurance Corporation	Ownership	100.000	American Mutual Share Ins. Corp.	

Asterisk	Explanation
----------	-------------

NONE

SCHEDULE Y

PART 2 - SUMMARY OF INSURER'S TRANSACTIONS WITH ANY AFFILIATES

1	2	3	4	5	6	7	8	9	10	11	12	13
NAIC Company Code	Federal ID Number	Names of Insurers and Parent, Subsidiaries or Affiliates	Shareholder Dividends	Capital Contributions	Purchases, Sales or Exchanges of Loans, Securities, Real Estate, Mortgage Loans or Other Investments	Income/ (Disbursements) Incurred in Connection with Guarantees or Undertakings for the Benefit of any Affiliate(s)	Management Agreements and Service Contracts	Income/ (Disbursements) Incurred Under Reinsurance Agreements	*	Any Other Material Activity Not in the Ordinary Course of the Insurer's Business	Totals	Reinsurance Recoverable/ (Payable) on Losses and/or Reserve Credit Taken/ (Liability)
12700	23-7376679	American Mutual Share Insurance Corp						1,202,700			1,202,700	
10003	31-1383517	Excess Share Insurance Corp						(1,202,700)			(1,202,700)	
9999999 - CONTROL TOTALS												

If the nature of the transactions reported in Part 2 requires explanation, report such in the following explanatory note:

.....

.....

.....

.....

ANNUAL STATEMENT FOR THE YEAR 2011 OF THE Excess Share Insurance Corporation

SUPPLEMENTAL EXHIBITS AND SCHEDULES INTERROGATORIES

The following supplemental reports are required to be filed as part of your statement filing unless specifically waived by the domiciliary state. However, in the event that your domiciliary state waives the filing requirement, your response of WAIVED to the specific interrogatory will be accepted in lieu of filing a "NONE" report and a bar code will be printed below. If the supplement is required of your company but is not being filed for whatever reason, enter SEE EXPLANATION and provide an explanation following the interrogatory questions.

	MARCH FILING	RESPONSES
1. Will an actuarial opinion be filed by March 1?		YES
EXPLANATION:		
BARCODE: Document Identifier 440:		
2. Will the Supplemental Compensation Exhibit be filed with the state of domicile by March 1?		YES
EXPLANATION:		
BARCODE: Document Identifier 460:		
3. Will the confidential Risk-based Capital Report be filed with the NAIC by March 1?		YES
EXPLANATION:		
BARCODE: Document Identifier 390:		
4. Will the confidential Risk-based Capital Report be filed with the state of domicile, if required, by March 1?		YES
EXPLANATION:		
BARCODE: Document Identifier 390:		
APRIL FILING		
5. Will the Insurance Expense Exhibit be filed with the state of domicile and the NAIC by April 1?		YES
EXPLANATION:		
BARCODE: Document Identifier 270:		
6. Will Management's Discussion and Analysis be filed by April 1?		YES
EXPLANATION:		
BARCODE: Document Identifier 350:		
7. Will the Supplemental Investment Risks Interrogatories be filed by April 1?		YES
EXPLANATION:		
BARCODE: Document Identifier 285:		
MAY FILING		
8. Will this company be included in a combined annual statement that is filed with the NAIC by May 1?		YES
EXPLANATION:		
BARCODE: Document Identifier 201:		

SUPPLEMENTAL EXHIBITS AND SCHEDULES INTERROGATORIES
(Continued)

The following supplemental reports are required to be filed as part of your statement filing unless specifically waived by the domiciliary state. However, in the event that your domiciliary state waives the filing requirement, your response of WAIVED to the specific interrogatory will be accepted in lieu of filing a "NONE" report and a bar code will be printed below. If the supplement is required of your company but is not being filed for whatever reason, enter SEE EXPLANATION and provide an explanation following the interrogatory questions.

JUNE FILING

9. Will an audited financial report be filed by June 1? YES

EXPLANATION:

BARCODE:
Document Identifier 220:

10. Will Accountants Letter of Qualifications be filed with the state of domicile and electronically with the NAIC by June 1? YES

EXPLANATION:

BARCODE:
Document Identifier 221:

AUGUST FILING

11. Will Communication of Internal Control Related Matters Noted in Audit be filed with the state of domicile by August 1? YES

EXPLANATION:

BARCODE:
Document Identifier 222

The following supplemental reports are required to be filed as part of your statement filing. However, in the event that your company does not transact the type of business for which the special report must be filed, your response of NO to the specific interrogatory will be accepted in lieu of filing a "NONE" report and a bar code will be printed below. If the supplement is required of your company but is not being filed for whatever reason, enter SEE EXPLANATION and provide an explanation following the interrogatory questions.

MARCH FILING

12. Will Schedule SIS (Stockholder Information Supplement) be filed with the state of domicile by March 1? NO

EXPLANATION:

BARCODE:
Document Identifier 420:



13. Will the Financial Guaranty Insurance Exhibit be filed by March 1? NO

EXPLANATION:

BARCODE:
Document Identifier 240:



14. Will the Medicare Supplement Insurance Experience Exhibit be filed with the state of domicile and the NAIC by March 1? NO

EXPLANATION:

BARCODE:
Document Identifier 360:



15. Will Supplement A to Schedule T (Medical Professional Liability Supplement) be filed by March 1? NO

EXPLANATION:

BARCODE:
Document Identifier 455:



16. Will the Trusteed Surplus Statement be filed with the state of domicile and the NAIC by March 1? NO







EXPLANATION:

BARCODE:
Document Identifier 490:



SUPPLEMENTAL EXHIBITS AND SCHEDULES INTERROGATORIES
(Continued)

The following supplemental reports are required to be filed as part of your statement filing. However, in the event that your company does not transact the type of business for which the special report must be filed, your response of NO to the specific interrogatory will be accepted in lieu of filing a "NONE" report and a bar code will be printed below. If the supplement is required of your company but is not being filed for whatever reason, enter SEE EXPLANATION and provide an explanation following the interrogatory questions.

MARCH FILING	RESPONSES
17. Will the Premiums Attributed to Protected Cells Exhibit be filed by March 1?	NO
EXPLANATION:	
BARCODE: Document Identifier 385:	1 0 0 0 3 2 0 1 1 3 8 5 0 0 0 0 0 
18. Will the Reinsurance Summary Supplemental Filing for General Interrogatory 9 be filed with the state of domicile and the NAIC by March 1?	NO
EXPLANATION:	
BARCODE: Document Identifier 401:	1 0 0 0 3 2 0 1 1 4 0 1 0 0 0 0 0 
19. Will the Medicare Part D Coverage Supplement be filed with the state of domicile and the NAIC by March 1?	NO
EXPLANATION:	
BARCODE: Document Identifier 365:	1 0 0 0 3 2 0 1 1 3 6 5 0 0 0 0 0 
20. Will the confidential Actuarial Opinion Summary be filed with the state of domicile, if required, by March 15 (or the date otherwise specified)?	YES
EXPLANATION:	
BARCODE: Document Identifier 441:	
21. Will the Reinsurance Attestation Supplement be filed with the state of domicile and the NAIC by March 1?	YES
EXPLANATION:	
BARCODE: Document Identifier 399:	
22. Will the Exceptions to the Reinsurance Attestation Supplement be filed with the state of domicile by March 1?	NO
EXPLANATION:	
BARCODE: Document Identifier 400:	1 0 0 0 3 2 0 1 1 4 0 0 0 0 0 0 0 
23. Will the Bail Bond Supplement be filed with the state of domicile and the NAIC by March 1?	NO
EXPLANATION:	
BARCODE: Document Identifier 500:	1 0 0 0 3 2 0 1 1 5 0 0 0 0 0 0 0 
24. Will the Director and Officer Insurance Coverage Supplement be filed with the state of domicile and the NAIC by March 1?	NO
EXPLANATION:	
BARCODE: Document Identifier 505:	1 0 0 0 3 2 0 1 1 5 0 5 0 0 0 0 0 

SUPPLEMENTAL EXHIBITS AND SCHEDULES INTERROGATORIES
(Continued)

The following supplemental reports are required to be filed as part of your statement filing. However, in the event that your company does not transact the type of business for which the special report must be filed, your response of NO to the specific interrogatory will be accepted in lieu of filing a "NONE" report and a bar code will be printed below. If the supplement is required of your company but is not being filed for whatever reason, enter SEE EXPLANATION and provide an explanation following the interrogatory questions.

MARCH FILING	RESPONSES
25. Will an approval from the reporting entity's state of domicile for relief related to the five-year rotation requirement for lead audit partner be filed electronically with the NAIC by March 1?	NO

EXPLANATION:

BARCODE:	10003201122400000
Document Identifier 224:	

26. Will an approval from the reporting entity's state of domicile for relief related to the one-year cooling off period for independent CPA be filed electronically with the NAIC by March 1?	NO
--	----

EXPLANATION:

BARCODE:	10003201122500000
Document Identifier 225:	

27. Will an approval from the reporting entity's state of domicile for relief related to the Requirements for Audit Committees be filed electronically with the NAIC by March 1?	NO
--	----

EXPLANATION:

BARCODE:	10003201122600000
Document Identifier 226:	

APRIL FILING	
28. Will the Credit Insurance Experience Exhibit be filed with the state of domicile and the NAIC by April 1?	NO

EXPLANATION:

BARCODE:	10003201123000000
Document Identifier 230:	

29. Will the Long-Term Care Experience Reporting Forms be filed with the state of domicile and the NAIC by April 1?	NO
---	----

EXPLANATION:

BARCODE:	10003201130600000
Document Identifier 306:	

30. Will the Accident and Health Policy Experience Exhibit be filed by April 1?	NO
---	----

EXPLANATION:

BARCODE:	10003201121000000
Document Identifier 210:	

31. Will the Supplemental Health Care Exhibit (Parts 1, 2 and 3) be filed with the state of domicile and the NAIC by April 1?	NO
---	----

EXPLANATION:

BARCODE:	10003201121600000
Document Identifier 216:	

APRIL FILING	
32. Will the regulator only (non-public) Supplemental Health Care Exhibit's Allocation Report be filed with the state of domicile and the NAIC by April 1?	NO

EXPLANATION:

BARCODE:	10003201121700000
Document Identifier 217:	

SUPPLEMENTAL EXHIBITS AND SCHEDULES INTERROGATORIES
(Continued)

The following supplemental reports are required to be filed as part of your statement filing. However, in the event that your company does not transact the type of business for which the special report must be filed, your response of NO to the specific interrogatory will be accepted in lieu of filing a "NONE" report and a bar code will be printed below. If the supplement is required of your company but is not being filed for whatever reason, enter SEE EXPLANATION and provide an explanation following the interrogatory questions.

AUGUST FILING	RESPONSES
33. Will Management's Report of Internal Control Over Financial Reporting be filed with the state of domicile by August 1?	NO

EXPLANATION:

BARCODE:
Document Identifier 223:



Property and Casualty
Annual Statement Blank Alphabetical Index

Assets	2	Schedule P - Part 1 - Summary	31
Cash Flow	5	Schedule P - Parts 2, 3, and 4 - Summary	32
Exhibit of Capital Gains (Losses)	12	Schedule P - Part 1A - Homeowners/Farmowners	33
Exhibit of Net Investment Income	12	Schedule P - Part 1B - Private Passenger Auto Liability/Medical	34
Exhibit of Nonadmitted Assets	13	Schedule P - Part 1C - Commercial Auto/Truck Liability/Medical	35
Exhibit of Premiums and Losses (State Page)	19	Schedule P - Part 1D - Workers' Compensation	36
Five-Year Historical Data	17	Schedule P - Part 1E - Commercial Multiple Peril	37
General Interrogatories	15	Schedule P - Part 1F - Section 1 - Medical Professional Liability - Occurrence	38
Jurat Page	1	Schedule P - Part 1F - Section 2 - Medical Professional Liability - Claims-Made	39
Liabilities, Surplus and Other Funds	3	Schedule P - Part 1G - Special Liability (Ocean, Marine, Aircraft (All Perils) , Boiler and Machinery)	40
Notes To Financial Statements	14	Schedule P - Part 1H - Section 1 - Other Liability - Occurrence	41
Overflow Page For Write-ins	98	Schedule P - Part 1H - Section 2 - Other Liability - Claims-Made	42
Schedule A - Part 1	E01	Schedule P - Part 1I - Special Property (Fire, Allied Lines, Inland Marine, Earthquake, Burglary and Theft)	43
Schedule A - Part 2	E02	Schedule P - Part 1J - Auto Physical Damage	44
Schedule A - Part 3	E03	Schedule P - Part 1K - Fidelity/Surety	45
Schedule A - Verification Between Years	SI02	Schedule P - Part 1L - Other (Including Credit, Accident and Health)	46
Schedule B - Part 1	E04	Schedule P - Part 1M - International	47
Schedule B - Part 2	E05	Schedule P - Part 1N - Reinsurance	48
Schedule B - Part 3	E06	Schedule P - Part 1O - Reinsurance	49
Schedule B - Verification Between Years	SI02	Schedule P - Part 1P - Reinsurance	50
Schedule BA - Part 1	E07	Schedule P - Part 1R - Section 1 - Products Liability - Occurrence	51
Schedule BA - Part 2	E08	Schedule P - Part 1R - Section 2 - Products Liability - Claims-Made	52
Schedule BA - Part 3	E09	Schedule P - Part 1S - Financial Guaranty/Mortgage Guaranty	53
Schedule BA - Verification Between Years	SI03	Schedule P - Part 1T - Warranty	54
Schedule D - Part 1	E10	Schedule P - Part 2A - Homeowners/Farmowners	55
Schedule D - Part 1A - Section 1	SI05	Schedule P - Part 2B - Private Passenger Auto Liability/Medical	55
Schedule D - Part 1A - Section 2	SI08	Schedule P - Part 2C - Commercial Auto/Truck Liability/Medical	55
Schedule D - Part 2 - Section 1	E11	Schedule P - Part 2D - Workers' Compensation	55
Schedule D - Part 2 - Section 2	E12	Schedule P - Part 2E - Commercial Multiple Peril	55
Schedule D - Part 3	E13	Schedule P - Part 2F - Section 1 - Medical Professional Liability - Occurrence	56
Schedule D - Part 4	E14	Schedule P - Part 2F - Section 2 - Medical Professional Liability - Claims-Made	56
Schedule D - Part 5	E15	Schedule P - Part 2G - Special Liability (Ocean Marine, Aircraft (All Perils) , Boiler and Machinery)	56
Schedule D - Part 6 - Section 1	E16	Schedule P - Part 2H - Section 1 - Other Liability - Occurrence	56
Schedule D - Part 6 - Section 2	E16	Schedule P - Part 2H - Section 2 - Other Liability - Claims-Made	56
Schedule D - Summary By Country	SI04	Schedule P - Part 2I - Special Property (Fire, Allied Lines, Inland Marine, Earthquake, Burglary and Theft)	57
Schedule D - Verification Between Years	SI03	Schedule P - Part 2J - Auto Physical Damage	57
Schedule DA - Part 1	E17	Schedule P - Part 2K - Fidelity/Surety	57
Schedule DA - Verification Between Years	SI10	Schedule P - Part 2L - Other (Including Credit, Accident and Health)	57
Schedule DB - Part A - Section 1	E18	Schedule P - Part 2M - International	57
Schedule DB - Part A - Section 2	E19	Schedule P - Part 2N - Reinsurance	58
Schedule DB - Part A - Verification Between Years	SI11	Schedule P - Part 2O - Reinsurance	58
Schedule DB - Part B - Section 1	E20	Schedule P - Part 2P - Reinsurance	58
Schedule DB - Part B - Section 2	E21	Schedule P - Part 2R - Section 1 - Products Liability - Occurrence	59
Schedule DB - Part B - Verification Between Years	SI11	Schedule P - Part 2R - Section 2 - Products Liability - Claims-Made	59
Schedule DB - Part C - Section 1	SI12	Schedule P - Part 2S - Financial Guaranty/Mortgage Guaranty	59
Schedule DB - Part C - Section 2	SI13	Schedule P - Part 2T - Warranty	59
Schedule DB - Part D	E22	Schedule P - Part 3A - Homeowners/Farmowners	60
Schedule DB - Verification	SI14	Schedule P - Part 3B - Private Passenger Auto Liability/Medical	60
Schedule DL - Part 1	E23	Schedule P - Part 3C - Commercial Auto/Truck Liability/Medical	60
Schedule DL - Part 2	E24	Schedule P - Part 3D - Workers' Compensation	60
Schedule E - Part 1 - Cash	E25	Schedule P - Part 3E - Commercial Multiple Peril	60
Schedule E - Part 2 - Cash Equivalents	E26	Schedule P - Part 3F - Section 1 - Medical Professional Liability - Occurrence	61
Schedule E - Part 3 - Special Deposits	E27	Schedule P - Part 3F - Section 2 - Medical Professional Liability - Claims-Made	61
Schedule E - Verification Between Years	SI15	Schedule P - Part 3G - Special Liability (Ocean Marine, Aircraft (All Perils) , Boiler and Machinery)	61
Schedule F - Part 1	20	Schedule P - Part 3H - Section 1 - Other Liability - Occurrence	61
Schedule F - Part 2	21	Schedule P - Part 3H - Section 2 - Other Liability - Claims-Made	61
Schedule F - Part 3	22	Schedule P - Part 3I - Special Property (Fire, Allied Lines, Inland Marine, Earthquake, Burglary and Theft)	62
Schedule F - Part 4	23	Schedule P - Part 3J - Auto Physical Damage	62
Schedule F - Part 5	24	Schedule P - Part 3K - Fidelity/Surety	62
Schedule F - Part 6	25	Schedule P - Part 3L - Other (Including Credit, Accident and Health)	62
Schedule F - Part 7	26	Schedule P - Part 3M - International	62
Schedule F - Part 8	27		
Schedule H - Accident and Health Exhibit - Part 1	28		
Schedule H - Parts 2, 3, and 4	29		
Schedule H - Part 5 - Health Claims	30		

Property and Casualty
Annual Statement Blank Alphabetical Index (cont.)

Schedule P - Part 3N - Reinsurance	63	Underwriting and Investment Exhibit Part 1A	7
Schedule P - Part 3O - Reinsurance	63	Underwriting and Investment Exhibit Part 1B	8
Schedule P - Part 3P - Reinsurance	63	Underwriting and Investment Exhibit Part 2	9
Schedule P - Part 3R - Section 1 - Products Liability - Occurrence	64	Underwriting and Investment Exhibit Part 2A	10
Schedule P - Part 3R - Section 2 - Products Liability - Claims-Made	64	Underwriting and Investment Exhibit Part 3	11
Schedule P - Part 3S - Financial Guaranty/Mortgage Guaranty	64		
Schedule P - Part 3T - Warranty	64		
Schedule P - Part 4A - Homeowners/Farmowners	65		
Schedule P - Part 4B - Private Passenger Auto Liability/Medical	65		
Schedule P - Part 4C - Commercial Auto/Truck Liability/Medical	65		
Schedule P - Part 4D - Workers' Compensation	65		
Schedule P - Part 4E - Commercial Multiple Peril	65		
Schedule P - Part 4F - Section 1 - Medical Professional Liability - Occurrence	66		
Schedule P - Part 4F - Section 2 - Medical Professional Liability - Claims-Made	66		
Schedule P - Part 4G - Special Liability (Ocean Marine, Aircraft (All Perils), Boiler and Machinery)	66		
Schedule P - Part 4H - Section 1 - Other Liability - Occurrence	66		
Schedule P - Part 4H - Section 2 - Other Liability - Claims-Made	66		
Schedule P - Part 4I - Special Property (Fire, Allied Lines, Inland Marine, Earthquake, Burglary and Theft)	67		
Schedule P - Part 4J - Auto Physical Damage	67		
Schedule P - Part 4K - Fidelity/Surety	67		
Schedule P - Part 4L - Other (Including Credit, Accident and Health)	67		
Schedule P - Part 4M - International	67		
Schedule P - Part 4N - Reinsurance	68		
Schedule P - Part 4O - Reinsurance	68		
Schedule P - Part 4P - Reinsurance	68		
Schedule P - Part 4R - Section 1 - Products Liability - Occurrence	69		
Schedule P - Part 4R - Section 2 - Products Liability - Claims-Made	69		
Schedule P - Part 4S - Financial Guaranty/Mortgage Guaranty	69		
Schedule P - Part 4T - Warranty	69		
Schedule P - Part 5A - Homeowners/Farmowners	70		
Schedule P - Part 5B - Private Passenger Auto Liability/Medical	71		
Schedule P - Part 5C - Commercial Auto/Truck Liability/Medical	72		
Schedule P - Part 5D - Workers' Compensation	73		
Schedule P - Part 5E - Commercial Multiple Peril	74		
Schedule P - Part 5F - Medical Professional Liability - Claims-Made	76		
Schedule P - Part 5F - Medical Professional Liability - Occurrence	75		
Schedule P - Part 5H - Other Liability - Claims-Made	78		
Schedule P - Part 5H - Other Liability - Occurrence	77		
Schedule P - Part 5R - Products Liability - Claims-Made	80		
Schedule P - Part 5R - Products Liability - Occurrence	79		
Schedule P - Part 5T - Warranty	81		
Schedule P - Part 6C - Commercial Auto/Truck Liability/Medical	82		
Schedule P - Part 6D - Workers' Compensation	82		
Schedule P - Part 6E - Commercial Multiple Peril	83		
Schedule P - Part 6H - Other Liability - Claims-Made	84		
Schedule P - Part 6H - Other Liability - Occurrence	83		
Schedule P - Part 6M - International	84		
Schedule P - Part 6N - Reinsurance	85		
Schedule P - Part 6O - Reinsurance	85		
Schedule P - Part 6R - Products Liability - Claims-Made	86		
Schedule P - Part 6R - Products Liability - Occurrence	86		
Schedule P - Part 7A - Primary Loss Sensitive Contracts	87		
Schedule P - Part 7B - Reinsurance Loss Sensitive Contracts	89		
Schedule P Interrogatories	91		
Schedule T - Exhibit of Premiums Written	92		
Schedule T - Part 2 - Interstate Compact	93		
Schedule Y - Information Concerning Activities of Insurer Members of a Holding Company Group	94		
Schedule Y - Past 1A - Detail of Insurance Holding Company System	95		
Schedule Y - Part 2 - Summary of Insurer's Transactions With Any Affiliates	96		
Statement of Income	4		
Summary Investment Schedule	SI01		
Supplemental Exhibits and Schedules Interrogatories	97		
Underwriting and Investment Exhibit Part 1	6		