

For the Year Ended December 31, 2011
OF THE CONDITION AND AFFAIRS OF THE

OFFICERS










VICE-PRESIDENTS

[illegible]

Advisory Committee

[illegible]

The officers of this reporting entity being duly sworn, each depose and say that they are the described officers of said reporting entity, and that on the reporting period stated above, all of the herein described assets were the absolute property of the said reporting entity, free and clear from any liens or claims thereon, except as herein stated, and that this statement, together with related exhibits, schedules and explanations therein contained, annexed or referred to, is a full and true statement of all the assets and liabilities and of the condition and affairs of the said reporting entity as of the reporting period stated above, and of its income and deductions therefrom for the period ended, and have been completed in accordance with the NAIC Annual Statement Instructions and Accounting Practices and Procedures manual except to the extent that: (1) state law may differ; or, (2) that state rules or regulations require differences in reporting not related to accounting practices and procedures, according to the best of their information knowledge and belief, respectively. Furthermore, the scope of this attestation by the described officers also includes the related corresponding electronic filing with the NAIC, when required, that is an exact copy (except for formatting differences due to electronic filing) of the enclosed statement. The electronic filing may be requested by various regulators in lieu of or in addition to the enclosed statement.

 (Signature)  (Printed Name) 1.	 (Signature)  (Printed Name) 2.	 (Signature)  (Printed Name) 3.
 (Title)	 (Title)	 (Title)

ASSETS

	Current Year			Prior Year
	1	2	3	4
	Assets	Nonadmitted Assets	Net Admitted Assets (Cols. 1 - 2)	Net Admitted Assets
1. Bonds (Schedule D)				
2. Stocks (Schedule D):				
2.1 Preferred stocks				
2.2 Common stocks				
3. Mortgage loans on real estate (Schedule B):				
3.1 First liens				
3.2 Other than first liens				
4. Real estate (Schedule A):				
4.1 Properties occupied by the company (less \$ encumbrances)				
4.2 Properties held for the production of income (less \$ encumbrances)				
4.3 Properties held for sale (less \$ encumbrances)				
5. Cash (\$57,199, Schedule E - Part 1), cash equivalents (\$ Schedule E - Part 2), and short-term investments (\$837,911, Schedule DA)	895,110		895,110	1868,189
6. Contract loans (including \$ premium notes)				
7. Derivatives (Schedule DB)				
8. Other invested assets (Schedule BA)				
9. Receivables for securities				
10. Securities lending reinvested collateral assets (Schedule DL)				
11. Aggregate write-ins for invested assets				
12. Subtotals, cash and invested assets (Lines 1 to 11)	895,110		895,110	1868,189
13. Title plants less \$ charged off (for Title insurers only)				
14. Investment income due and accrued				
15. Premiums and considerations:				
15.1 Uncollected premiums and agents' balances in the course of collection				
15.2 Deferred premiums, agents' balances and installments booked but deferred and not yet due (including \$ earned but unbilled premiums)				
15.3 Accrued retrospective premiums				
16. Reinsurance:				
16.1 Amounts recoverable from reinsurers				
16.2 Funds held by or deposited with reinsured companies				
16.3 Other amounts receivable under reinsurance contracts				
17. Amounts receivable relating to uninsured plans				
18.1 Current federal and foreign income tax recoverable and interest thereon				
18.2 Net deferred tax asset				
19. Guaranty funds receivable or on deposit				
20. Electronic data processing equipment and software				
21. Furniture and equipment, including health care delivery assets (\$)				
22. Net adjustment in assets and liabilities due to foreign exchange rates				
23. Receivables from parent, subsidiaries and affiliates				
24. Health care (\$) and other amounts receivable				
25. Aggregate write-ins for other than invested assets				
26. Total assets excluding Separate Accounts, Segregated Accounts and Protected Cell Accounts (Lines 12 to 25)	895,110		895,110	1868,189
27. From Separate Accounts, Segregated Accounts and Protected Cell Accounts				
28. Total (Lines 26 and 27)	895,110		895,110	1868,189

DETAILS OF WRITE-IN LINES				
1101.				
1102.				
1103.				
1198. Summary of remaining write-ins for Line 11 from overflow page				
1199. Totals (Lines 1101 through 1103 plus 1198) (Line 11 above)				
2501.				
2502.				
2503.				
2598. Summary of remaining write-ins for Line 25 from overflow page				
2599. Totals (Lines 2501 through 2503 plus 2598) (Line 25 above)				

LIABILITIES, SURPLUS AND OTHER FUNDS

	1	2
	Current Year	Prior Year
1. Losses (Part 2A, Line 35, Column 8)	18,000	122,780
2. Reinsurance payable on paid losses and loss adjustment expenses (Schedule F, Part 1, Column 6)		
3. Loss adjustment expenses (Part 2A, Line 35, Column 9)	1800	122,78
4. Commissions payable, contingent commissions and other similar charges		
5. Other expenses (excluding taxes, licenses and fees)		
6. Taxes, licenses and fees (excluding federal and foreign income taxes)		
7.1 Current federal and foreign income taxes (including \$ on realized capital gains (losses))		
7.2 Net deferred tax liability		
8. Borrowed money \$ and interest thereon \$		
9. Unearned premiums (Part 1A, Line 38, Column 5) (after deducting unearned premiums for ceded reinsurance of \$ and including warranty reserves of \$ and accrued accident and health experience rating refunds including \$ for medical loss ratio rebate per the Public Health Service Act)		58,253
10. Advance premium		
11. Dividends declared and unpaid:		
11.1 Stockholders		
11.2 Policyholders		
12. Ceded reinsurance premiums payable (net of ceding commissions)		33,770
13. Funds held by company under reinsurance treaties (Schedule F, Part 3, Column 19)		
14. Amounts withheld or retained by company for account of others		
15. Remittances and items not allocated		
16. Provision for reinsurance (Schedule F, Part 7)		
17. Net adjustments in assets and liabilities due to foreign exchange rates		
18. Drafts outstanding		
19. Payable to parent, subsidiaries and affiliates		
20. Derivatives		
21. Payable for securities		
22. Payable for securities lending		
23. Liability for amounts held under uninsured plans		
24. Capital notes \$ and interest thereon \$		
25. Aggregate write-ins for liabilities		
26. Total liabilities excluding protected cell liabilities (Lines 1 through 25)	19,800	144,586
27. Protected cell liabilities		
28. Total liabilities (Lines 26 and 27)	19,800	144,586
29. Aggregate write-ins for special surplus funds		
30. Common capital stock		
31. Preferred capital stock		
32. Aggregate write-ins for other than special surplus funds		
33. Surplus notes		
34. Gross paid in and contributed surplus		
35. Unassigned funds (surplus)	875,310	755,603
36. Less treasury stock, at cost:		
36.1 shares common (value included in Line 30 \$)		
36.2 shares preferred (value included in Line 31 \$)		
37. Surplus as regards policyholders (Lines 29 to 35, less 36) (Page 4, Line 39)	875,310	755,603
38. Totals (Page 2, Line 28, Col. 3)	895,110	1868,89

DETAILS OF WRITE-IN LINES

2501.		
2502.		
2503.		
2598. Summary of remaining write-ins for Line 25 from overflow page		
2599. Totals (Lines 2501 through 2503 plus 2598) (Line 25 above)		
2901.		
2902.		

STATEMENT OF INCOME

	1 Current Year	2 Prior Year
UNDERWRITING INCOME		
1. Premiums earned (Part 1, Line 35, Column 4)	65,217	252,821
DEDUCTIONS:		
2. Losses incurred (Part 2, Line 35, Column 7)	(88,942)	1787,050
3. Loss adjustment expenses incurred (Part 3, Line 25, Column 1)	(20,961)	159,020
4. Other underwriting expenses incurred (Part 3, Line 25, Column 2)	116,964	115,421
5. Aggregate write-ins for underwriting deductions		
6. Total underwriting deductions (Lines 2 through 5)	7061	2061,491
7. Net income of protected cells		
8. Net underwriting gain (loss) (Line 1 minus Line 6 plus Line 7)	58,156	(188,670)
INVESTMENT INCOME		
9. Net investment income earned (Exhibit of Net Investment Income, Line 17)	(10913)	(12870)
10. Net realized capital gains (losses) less capital gains tax of \$ (Exhibit of Capital Gains (Losses))		
11. Net investment gain (loss) (Lines 9 + 10)	(10913)	(12870)
OTHER INCOME		
12. Net gain or (loss) from agents' or premium balances charged off (amount recovered \$ amount charged off \$)		
13. Finance and service charges not included in premiums		
14. Aggregate write-ins for miscellaneous income	4302	
15. Total other income (Lines 12 through 14)	4302	
16. Net income before dividends to policyholders, after capital gains tax and before all other federal and foreign income taxes (Lines 8 + 11 + 15)	51,385	(182,540)
17. Dividends to policyholders		
18. Net income, after dividends to policyholders, after capital gains tax and before all other federal and foreign income taxes (Line 16 minus Line 17)	51,385	(182,540)
19. Federal and foreign income taxes incurred		
20. Net income (Line 18 minus Line 19) (to Line 22)	51,385	(182,540)
CAPITAL AND SURPLUS ACCOUNT		
21. Surplus as regards policyholders, December 31 prior year (Page 4, Line 39, Column 2)	425,603	640,335
22. Net income (from Line 20)	51,385	(182,540)
23. Net transfers (to) from Protected Cell accounts		
24. Change in net unrealized capital gains or (losses) less capital gains tax of \$		
25. Change in net unrealized foreign exchange capital gain (loss)		
26. Change in net deferred income tax		
27. Change in nonadmitted assets (Exhibit of Nonadmitted Assets, Line 28, Col. 3)		
28. Change in provision for reinsurance (Page 3, Line 16, Column 2 minus Column 1)		
29. Change in surplus notes		
30. Surplus (contributed to) withdrawn from protected cells		
31. Cumulative effect of changes in accounting principles		
32. Capital changes:		
32.1 Paid in		
32.2 Transferred from surplus (Stock Dividend)		
32.3 Transferred to surplus		
33. Surplus adjustments:		
33.1 Paid in		
33.2 Transferred to capital (Stock Dividend)		
33.3 Transferred from capital		
34. Net remittances from or (to) Home Office		
35. Dividends to stockholders		
36. Change in treasury stock (Page 3, Lines 36.1 and 36.2, Column 2 minus Column 1)		
37. Aggregate write-ins for gains and losses in surplus		
38. Change in surplus as regards policyholders for the year (Lines 22 through 37)	449,701	(244,732)
39. Surplus as regards policyholders, December 31 current year (Lines 21 plus Line 38) (Page 3, Line 37)	875,310	425,603

DETAILS OF WRITE-IN LINES		
0501.		
0502.		
0503.		
0598. Summary of remaining write-ins for Line 05 from overflow page		
0599. Totals (Lines 0501 through 0503 plus 0598) (Line 05 above)		
1401.		
1402.		
1403.		
1498. Summary of remaining write-ins for Line 14 from overflow page		
1499. Totals (Lines 1401 through 1403 plus 1498) (Line 14 above)		

CASH FLOW

	1	2
	Current Year	Prior Year
Cash from Operations		
1. Premiums collected net of reinsurance	26,811	24,542
2. Net investment income	10,913	12,870
3. Miscellaneous income	100	
4. Total (Lines 1 through 3)	37,824	37,412
5. Benefit and loss related payments	132,855	170,322
6. Net transfers to Separate Accounts, Segregated Accounts and Protected Cell Accounts		
7. Commissions, expenses paid and aggregate write-ins for deductions	116,964	115,431
8. Dividends paid to policyholders		
9. Federal and foreign income taxes paid (recovered) net of \$ tax on capital gains (losses)		
10. Total (Lines 5 through 9)	133,781	88,743
11. Net cash from operations (Line 4 minus Line 10)	13,043	48,669
Cash from Investments		
12. Proceeds from investments sold, matured or repaid:		
12.1 Bonds		
12.2 Stocks		
12.3 Mortgage loans		
12.4 Real estate		
12.5 Other invested assets		
12.6 Net gains (or losses) on cash, cash equivalents and short-term investments		
12.7 Miscellaneous proceeds		
12.8 Total investment proceeds (Lines 12.1 to 12.7)		
13. Cost of investments acquired (long-term only):		
13.1 Bonds		
13.2 Stocks		
13.3 Mortgage loans		
13.4 Real estate		
13.5 Other invested assets		
13.6 Miscellaneous applications		
13.7 Total investments acquired (Lines 13.1 to 13.6)		
14. Net increase (decrease) in contract loans and premium notes		
15. Net cash from investments (Line 12.8 minus Line 13.7 and Line 14)		
Cash from Financing and Miscellaneous Sources		
16. Cash provided (applied):		
16.1 Surplus notes, capital notes		
16.2 Capital and paid in surplus, less treasury stock	398,322	160,638
16.3 Borrowed funds		
16.4 Net deposits on deposit-type contracts and other insurance liabilities		
16.5 Dividends to stockholders		
16.6 Other cash provided (applied)		
17. Net cash from financing and miscellaneous sources (Lines 16.1 to Line 16.4 minus Line 16.5 plus Line 16.6)	398,322	160,638
RECONCILIATION OF CASH, CASH EQUIVALENTS AND SHORT-TERM INVESTMENTS		
18. Net change in cash, cash equivalents and short-term investments (Line 11, plus Lines 15 and 17)	9,730	94,737
19. Cash, cash equivalents and short-term investments:		
19.1 Beginning of year	186,889	91,945
19.2 End of year (Line 18 plus Line 19.1)	895,110	186,889

Note: Supplemental disclosures of cash flow information for non-cash transactions:

20.0001		
20.0002		
20.0003		

UNDERWRITING AND INVESTMENT EXHIBIT

PART 1 – PREMIUMS EARNED

Line of Business	1 Net Premiums Written per Column 6, Part 1B	2 Unearned Premiums Dec. 31 Prior Year- per Col. 3, Last Year's Part 1	3 Unearned Premiums Dec. 31 Current Year- per Col. 5 Part 1A	4 Premiums Earned During Year (Cols. 1 + 2 - 3)
1. Fire				
2. Allied lines				
3. Farmowners multiple peril				
4. Homeowners multiple peril				
5. Commercial multiple peril				
6. Mortgage guaranty				
8. Ocean marine	6959	58,258	0	65,217
9. Inland marine				
10. Financial guaranty				
11.1 Medical professional liability—occurrence				
11.2 Medical professional liability—claims-made				
12. Earthquake				
13. Group accident and health				
14. Credit accident and health (group and individual)				
15. Other accident and health				
16. Workers' compensation				
17.1 Other liability—occurrence				
17.2 Other liability—claims-made				
17.3 Excess workers' compensation				
18.1 Products liability—occurrence				
18.2 Products liability—claims-made				
19.1, 19.2 Private passenger auto liability				
19.3, 19.4 Commercial auto liability				
21. Auto physical damage				
22. Aircraft (all perils)				
23. Fidelity				
24. Surety				
26. Burglary and theft				
27. Boiler and machinery				
28. Credit				
29. International				
30. Warranty				
31. Reinsurance-nonproportional assumed property				
32. Reinsurance-nonproportional assumed liability				
33. Reinsurance-nonproportional assumed financial lines				
34. Aggregate write-ins for other lines of business				
35. TOTALS	6959	58,258	0	65,217

DETAILS OF WRITE-IN LINES				
3401.				
3402.				
3403.				
3498. Sum of remaining write-ins for Line 34 from overflow page				
3499. Totals (Lines 3401 through 3403)				

UNDERWRITING AND INVESTMENT EXHIBIT

PART 1A – RECAPITULATION OF ALL PREMIUMS

Line of Business	1 Amount Unearned (Running One Year or Less from Date of Policy) (a)	2 Amount Unearned (Running More Than One Year from Date of Policy) (a)	3 Earned but Unbilled Premium	4 Reserve for Rate Credits and Retrospective Adjustments Based on Experience	5 Total Reserve for Unearned Premiums Cols. 1 + 2 + 3 + 4
1. Fire					
2. Allied lines					
3. Farmowners multiple peril					
4. Homeowners multiple peril					
5. Commercial multiple peril					
6. Mortgage guaranty					
8. Ocean marine <i>Hull</i>	0				0
9. Inland marine					
10. Financial guaranty					
11.1 Medical professional liability—occurrence					
11.2 Medical professional liability—claims-made					
12. Earthquake					
13. Group accident and health					
14. Credit accident and health (group and individual)					
15. Other accident and health					
16. Workers' compensation					
17.1 Other liability—occurrence					
17.2 Other liability—claims-made					
17.3 Excess workers' compensation					
18.1 Products liability—occurrence					
18.2 Products liability—claims-made					
19.1, 19.2 Private passenger auto liability					
19.3, 19.4 Commercial auto liability					
21. Auto physical damage					
22. Aircraft (all perils)					
23. Fidelity					
24. Surety					
26. Burglary and theft					
27. Boiler and machinery					
28. Credit					
29. International					
30. Warranty					
31. Reinsurance-nonproportional assumed property					
32. Reinsurance-nonproportional assumed liability					
33. Reinsurance-nonproportional assumed financial lines					
34. Aggregate write-ins for other lines of business					
35. TOTALS	0				0
36. Accrued retrospective premiums based on experience					
37. Earned but unbilled premiums					
38. Balance (Sum of Lines 35 through 37)					0

DETAILS OF WRITE-IN LINES					
3401.					
3402.					
3403.					
3404. Sum of remaining write-ins for					

UNDERWRITING AND INVESTMENT EXHIBIT

PART 1B – PREMIUMS WRITTEN

Line of Business	1. Direct Business (a)	Reinsurance Assumed		Reinsurance Ceded		6 Net Premiums Written Cols. 1 + 2 + 3 - 4 - 5
		2 From Affiliates	3 From Non- Affiliates	4 To Affiliates	5 To Non- Affiliates	
1. Fire						
2. Allied lines						
3. Farmowners multiple peril						
4. Homeowners multiple peril						
5. Commercial multiple peril						
6. Mortgage guaranty						
8. Ocean marine <i>Hull</i>	<i>6859</i>				<i>0</i>	<i>6859</i>
9. Inland marine						
10. Financial guaranty						
11.1 Medical professional liability—occurrence						
11.2 Medical professional liability—claims-made						
12. Earthquake						
13. Group accident and health						
14. Credit accident and health (group and individual)						
15. Other accident and health						
16. Workers' compensation						
17.1 Other liability—occurrence						
17.2 Other liability—claims-made						
17.3 Excess workers' compensation						
18.1 Products liability—occurrence						
18.2 Products liability—claims-made						
19.1, 19.2 Private passenger auto liability						
19.3, 19.4 Commercial auto liability						
21. Auto physical damage						
22. Aircraft (all perils)						
23. Fidelity						
24. Surety						
26. Burglary and theft						
27. Boiler and machinery						
28. Credit						
29. International						
30. Warranty						
31. Reinsurance-nonproportional assumed property	<i>X X X</i>					
32. Reinsurance-nonproportional assumed liability	<i>X X X</i>					
33. Reinsurance-nonproportional assumed financial lines	<i>X X X</i>					
34. Aggregate write-ins for other lines of business						
35. TOTALS	<i>6859</i>				<i>0</i>	<i>6859</i>

DETAILS OF WRITE-IN LINES						
3401.						
3402.						
3403.						
3498. Sum of remaining write-ins for Line 34 from overflow page						
3499. Totals (Lines 3401 through 3403 plus 3498) (Line 34 above)						

Line of Business	Losses Paid Less Salvage				5 Net Losses Unpaid Current Year (Part 2A, Col. 8)	6 Net Losses Unpaid Prior Year	7 Losses Incurred Current Year (Cols. 4 + 5 - 6)	8 Percentage of Losses Incurred (Col. 7, Part 2) to Premiums Earned (Col. 4, Part 1)
	1 Direct Business	2 Reinsurance Assumed	3 Reinsurance Recovered	4 Net Payments (Cols. 1 + 2 - 3)				
all	1542.987	0	422.449	1120.538	18.000	1227.180	188.9427	13.61
occurrence liability—claims-made								
other lines of business								
total assumed property liability assumed liability other lines of business	XXX XXX XXX							
	1542.987	0	422.449	1120.538	18.000	1227.180	188.9427	13.61

...ns for Line 34 from overflow page
...gh 3403 plus 3498) (Line 34 above)

UNDERWRITING AND INVESTMENT EXHIBIT

IN LINES

nt value of life indemnity claims.

UNDERWRITING AND INVESTMENT EXHIBIT

PART 3 - EXPENSES

	1 Loss Adjustment Expenses	2 Other Underwriting Expenses	3 Investment Expenses	4 Total
1. Claim adjustment services:				
1.1 Direct	<1500>			<1500>
1.2 Reinsurance assumed				
1.3 Reinsurance ceded				
1.4 Net claim adjustment services (1.1 + 1.2 - 1.3)	<1500>			<1500>
2. Commission and brokerage:				
2.1 Direct, excluding contingent				
2.2 Reinsurance assumed, excluding contingent				
2.3 Reinsurance ceded, excluding contingent				
2.4 Contingent—direct				
2.5 Contingent—reinsurance assumed				
2.6 Contingent—reinsurance ceded				
2.7 Policy and membership fees				
2.8 Net commission and brokerage (2.1+2.2-2.3+2.4+2.5-2.6+2.7)				
3. Allowances to manager and agents				
4. Advertising				
5. Boards, bureaus and associations				
6. Surveys and underwriting reports	<25.624>			<25.624>
7. Audit of assureds' records				
8. Salary and related items:				
8.1 Salaries	3540	60,180	7080	70800
8.2 Payroll taxes		5703		5703
9. Employee relations and welfare	409	6948	818	8175
10. Insurance				
11. Directors' fees				
12. Travel and travel items	144	2732		2876
13. Rent and rent items	891	2603	71	3565
14. Equipment				
15. Cost or depreciation of EDP equipment and software				
16. Printing and stationery	773	2287	31	3091
17. Postage, telephone and telegraph, exchange and express	408	1209	16	1633
18. Legal and auditing		34,181	6032	40213
19. Totals (Lines 3 to 18)	<19,459>	115,843	44048	110,432
20. Taxes, licenses and fees:				
20.1 State and local insurance taxes deducting guaranty association credits of \$		271		271
20.2 Insurance department licenses and fees		850		850
20.3 Gross guaranty association assessments				
20.4 All other (excluding federal and foreign income and real estate)				
20.5 Total taxes, licenses and fees (20.1 + 20.2 + 20.3 + 20.4)		1121		1121
21. Real estate expenses				
22. Real estate taxes				
23. Reimbursements by uninsured plans				
24. Aggregate write-ins for miscellaneous expenses				
25. Total expenses incurred	<20,961>	116,964	44048	(a) 110,051
26. Less unpaid expenses—current year	1800			1800
27. Add unpaid expenses—prior year	122,778			122,778
28. Amounts receivable relating to uninsured plans, prior year				
29. Amounts receivable relating to uninsured plans, current year				
30. TOTAL EXPENSES PAID (Lines 25 - 26 + 27 - 28 + 29)	100,017	116,964	44048	231,029

DETAILS OF WRITE-IN LINES

2401.
2402.
2403.

EXHIBIT OF NET INVESTMENT INCOME

	1 Collected During Year	2 Earned During Year
1. U.S. Government bonds	(a)	
1.1 Bonds exempt from U.S. tax	(a)	
1.2 Other bonds (unaffiliated)	(a)	
1.3 Bonds of affiliates	(a)	
2.1 Preferred stocks (unaffiliated)	(b)	
2.11 Preferred stocks of affiliates	(b)	
2.2 Common stocks (unaffiliated)		
2.21 Common stocks of affiliates		
3. Mortgage loans	(c)	
4. Real estate	(d)	
5. Contract loans		
6. Cash, cash equivalents and short-term investments	(e)	3075
7. Derivative instruments	(f)	
8. Other invested assets		
9. Aggregate write-ins for investment income		
10. Total gross investment income	3075	3075
11. Investment expenses		(g) 41048
12. Investment taxes, licenses and fees, excluding federal income taxes		(g)
13. Interest expense		(h)
14. Depreciation on real estate and other invested assets		(i)
15. Aggregate write-ins for deductions from investment income		
16. Total deductions (Lines 11 through 15)		41048
17. Net investment income (Line 10 minus Line 16)		10973

DETAILS OF WRITE-IN LINES		
0901.		
0902.		
0903.		
0998. Summary of remaining write-ins for Line 09 from overflow page		
0999. Totals (Lines 0901 through 0903) plus 0998 (Line 09 above)		
1501.		
1502.		
1503.		
1598. Summary of remaining write-ins for Line 15 from overflow page		
1599. Totals (Lines 1501 through 1503) plus 1598 (Line 15 above)		

- (a) Includes \$ accrual of discount less \$ amortization of premium and less \$ paid for accrued interest on purchases.
- (b) Includes \$ accrual of discount less \$ amortization of premium and less \$ paid for accrued dividends on purchases.
- (c) Includes \$ accrual of discount less \$ amortization of premium and less \$ paid for accrued interest on purchases.
- (d) Includes \$ for company's occupancy of its own buildings; and excludes \$ interest on encumbrances.
- (e) Includes \$ accrual of discount less \$ amortization of premium and less \$ paid for accrued interest on purchases.
- (f) Includes \$ accrual of discount less \$ amortization of premium.
- (g) Includes \$ investment expenses and \$ investment taxes, licenses and fees, excluding federal income taxes, attributable to segregated and Separate Accounts.
- (h) Includes \$ interest on surplus notes and \$ interest on capital notes.
- (i) Includes \$ depreciation on real estate and \$ depreciation on other invested assets.

EXHIBIT OF CAPITAL GAINS (LOSSES)

	1 Realized Gain (Loss) on Sales or Maturity	2 Other Realized Adjustments	3 Total Realized Capital Gain (Loss) (Columns 1 + 2)	4 Change in Unrealized Capital Gain (Loss)	5 Change in Unrealized Foreign Exchange Capital Gain (Loss)
1. U.S. Government bonds					
1.1 Bonds exempt from U.S. tax					
1.2 Other bonds (unaffiliated)					
1.3 Bonds of affiliates					
2.1 Preferred stocks (unaffiliated)					
2.11 Preferred stocks of affiliates					
2.2 Common stocks (unaffiliated)					
2.21 Common stocks of affiliates					
3. Mortgage loans					
4. Real estate					
5. Contract loans					
6. Cash, cash equivalents and short-term investments					
7. Derivative instruments					
8. Other invested assets					
9. Aggregate write-ins for capital gains (losses)					
10. Total capital gains (losses)					

DETAILS OF WRITE-IN LINES					
---------------------------	--	--	--	--	--

EXHIBIT OF NONADMITTED ASSETS

	1 Current Year Total Nonadmitted Assets	2 Prior Year Total Nonadmitted Assets	3 Change in Total Nonadmitted Assets (Col. 2 - Col. 1)
1. Bonds (Schedule D)			
2. Stocks (Schedule D):			
2.1 Preferred stocks			
2.2 Common stocks			
3. Mortgage loans on real estate (Schedule B):			
3.1 First liens			
3.2 Other than first liens			
4. Real estate (Schedule A):			
4.1 Properties occupied by the company			
4.2 Properties held for the production of income			
4.3 Properties held for sale			
5. Cash (Schedule E - Part 1), cash equivalents (Schedule E - Part 2), and short-term investments (Schedule DA)			
6. Contract loans			
7. Derivatives (Schedule DB)			
8. Other invested assets (Schedule BA)			
9. Receivables for securities			
10. Securities lending reinvested collateral assets (Schedule DL)			
11. Aggregate write-ins for invested assets			
12. Subtotals, cash and invested assets (Lines 1 to 11)			
13. Title plants (for Title insurers only)			
14. Investment income due and accrued			
15. Premiums and considerations:			
15.1 Uncollected premiums and agents' balances in the course of collection			
15.2 Deferred premiums, agents' balances and installments booked but deferred and not yet due			
15.3 Accrued retrospective premiums			
16. Reinsurance:			
16.1 Amounts recoverable from reinsurers			
16.2 Funds held by or deposited with reinsured companies			
16.3 Other amounts receivable under reinsurance contracts			
17. Amounts receivable relating to uninsured plans			
18.1 Current federal and foreign income tax recoverable and interest thereon			
18.2 Net deferred tax asset			
19. Guaranty funds receivable or on deposit			
20. Electronic data processing equipment and software			
21. Furniture and equipment, including health care delivery assets			
22. Net adjustment in assets and liabilities due to foreign exchange rates			
23. Receivables from parent, subsidiaries and affiliates			
24. Health care and other amounts receivable			
25. Aggregate write-ins for other than invested assets			
26. Total assets excluding Separate Accounts, Segregated Accounts and Protected Cell Accounts (Lines 12 to 25)			
27. From Separate Accounts, Segregated Accounts and Protected Cell Accounts			
28. Total (Lines 26 and 27)			

DETAILS OF WRITE-IN LINES

1101.			
1102.			
1103.			
1198. Summary of remaining write-ins for Line 11 from overflow page			
1199. Totals (Lines 1101 through 1103 plus 1198) (Line 11 above)			

NOTES TO FINANCIAL STATEMENTS

Effective April 1, 2011, the GLPA discontinued operations and began the process of dissolving and liquidating the company in accordance with the attached Plan of Dissolution and Voluntary Liquidation of the Great Lakes Protective Association executed by the Subscribers of the GLPA.

PLAN OF DISSOLUTION AND VOLUNTARY LIQUIDATION
of the
GREAT LAKES PROTECTIVE ASSOCIATION

Having resolved to voluntarily wind up the affairs of the Great Lakes Protective Association (GLPA), the undersigned, being all the Subscribers of the GLPA, a solvent company, have adopted the following plan of dissolution and voluntary liquidation:

1. Effective April, 1, 2011, the GLPA shall discontinue operations and proceed to dissolve and liquidate the company. The GLPA is expected to wind up its affairs and conclude its business within a 12 month period.
2. Expenses related to winding up the affairs of the GLPA will be paid from the sum set aside in a fund (Contingency Fund) for use by the Association to cover any contingency, including the expense of discontinuance or liquidation. The objectives of this plan of dissolution and voluntary liquidation include collecting the assets of every sort of the GLPA; paying or providing for payment of all claims, debts and other obligations of the GLPA; and determining how any remaining assets of the GLPA shall be distributed to its Subscribers or otherwise disposed of.
3. Kathleen A. Selig, Chairman of the GLPA, will remain employed by the Association in accordance with her employment agreement to administer the following details of this plan under the general direction of the Advisory Committee:
 - 3.1 Notify all interested parties, including the Ohio Department of Insurance, of this plan to dissolve and liquidate the GLPA, and provide periodic updates on its progress as necessary.
 - 3.2 Collect the net deficiency of any Subscriber whose losses and expenses over contributions under any and all Agreements pursuant to which said Subscriber participated in the Association shall constitute an indebtedness to the Association.
 - 3.3 Settle all outstanding claims once repairs have been completed. An extended period of time may be required to settle claims discovered during winter lay-up to allow for surveys, repairs and adjustments.
 - 3.4 Close open account years once all risks have terminated and all unpaid losses have been settled.
 - 3.5 Cancel services, if necessary, and remit final payments to vendors.
 - 3.6 Submit final reports, returns, certificates of dissolution or other forms required by the Ohio Secretary of State, the Ohio Department of Insurance or any other federal, state, local or municipal government or agency.
 - 3.7 Return excess surplus to Subscribers, along with a final report of account, once all risks have terminated, all unpaid losses have been settled, and all contingencies, including the expense of discontinuance or liquidation, have been satisfied.
 - 3.8 Deliver files and records of import to Gene B. George of Ray, Robinson, Carle & Davies P.L.L., for safekeeping.

It is hereby understood and agreed that execution of a separate counterpart original of this Plan of Dissolution and Voluntary Liquidation by each of the Subscribers binds said Subscriber to the undertakings and agreements contained herein.

Grand River Navigation Company

By _____

Date: _____

Indiana Harbor Steamship Company L.L.C.

By _____

Date: _____

Lower Lakes Towing Ltd.

By _____

Date: _____

PLAN OF DISSOLUTION AND VOLUNTARY LIQUIDATION
of the
GREAT LAKES PROTECTIVE ASSOCIATION

Having resolved to voluntarily wind up the affairs of the Great Lakes Protective Association (GLPA), the undersigned, being all the Subscribers of the GLPA, a solvent company, have adopted the following plan of dissolution and voluntary liquidation:

1. Effective April, 1, 2011, the GLPA shall discontinue operations and proceed to dissolve and liquidate the company. The GLPA is expected to wind up its affairs and conclude its business within a 12 month period.
2. Expenses related to winding up the affairs of the GLPA will be paid from the sum set aside in a fund (Contingency Fund) for use by the Association to cover any contingency, including the expense of discontinuance or liquidation. The objectives of this plan of dissolution and voluntary liquidation include collecting the assets of every sort of the GLPA; paying or providing for payment of all claims, debts and other obligations of the GLPA; and determining how any remaining assets of the GLPA shall be distributed to its Subscribers or otherwise disposed of.
3. Kathleen A. Selig, Chairman of the GLPA, will remain employed by the Association in accordance with her employment agreement to administer the following details of this plan under the general direction of the Advisory Committee:
 - 3.1 Notify all interested parties, including the Ohio Department of Insurance, of this plan to dissolve and liquidate the GLPA, and provide periodic updates on its progress as necessary.
 - 3.2 Collect the net deficiency of any Subscriber whose losses and expenses over contributions under any and all Agreements pursuant to which said Subscriber participated in the Association shall constitute an indebtedness to the Association.
 - 3.3 Settle all outstanding claims once repairs have been completed. An extended period of time may be required to settle claims discovered during winter lay-up to allow for surveys, repairs and adjustments.
 - 3.4 Close open account years once all risks have terminated and all unpaid losses have been settled.
 - 3.5 Cancel services, if necessary, and remit final payments to vendors.
 - 3.6 Submit final reports, returns, certificates of dissolution or other forms required by the Ohio Secretary of State, the Ohio Department of Insurance or any other federal, state, local or municipal government or agency.
 - 3.7 Return excess surplus to Subscribers, along with a final report of account, once all risks have terminated, all unpaid losses have been settled, and all contingencies, including the expense of discontinuance or liquidation, have been satisfied.
 - 3.8 Deliver files and records of import to Gene B. George of Ray, Robinson, Carle & Davies P.L.L., for safekeeping.

It is hereby understood and agreed that execution of a separate counterpart original of this Plan of Dissolution and Voluntary Liquidation by each of the Subscribers binds said Subscriber to the undertakings and agreements contained herein.

Grand River Navigation Company

By _____

Date: _____

Indiana Harbor Steamship Company L.L.C.

By Tom Huter

Date: March 9, 2011

Lower Lakes Towing Ltd.

By _____

Date: _____

PLAN OF DISSOLUTION AND VOLUNTARY LIQUIDATION
of the
GREAT LAKES PROTECTIVE ASSOCIATION

Having resolved to voluntarily wind up the affairs of the Great Lakes Protective Association (GLPA), the undersigned, being all the Subscribers of the GLPA, a solvent company, have adopted the following plan of dissolution and voluntary liquidation:

1. Effective April, 1, 2011, the GLPA shall discontinue operations and proceed to dissolve and liquidate the company. The GLPA is expected to wind up its affairs and conclude its business within a 12 month period.
2. Expenses related to winding up the affairs of the GLPA will be paid from the sum set aside in a fund (Contingency Fund) for use by the Association to cover any contingency, including the expense of discontinuance or liquidation. The objectives of this plan of dissolution and voluntary liquidation include collecting the assets of every sort of the GLPA; paying or providing for payment of all claims, debts and other obligations of the GLPA; and determining how any remaining assets of the GLPA shall be distributed to its Subscribers or otherwise disposed of.
3. Kathleen A. Selig, Chairman of the GLPA, will remain employed by the Association in accordance with her employment agreement to administer the following details of this plan under the general direction of the Advisory Committee:
 - 3.1 Notify all interested parties, including the Ohio Department of Insurance, of this plan to dissolve and liquidate the GLPA, and provide periodic updates on its progress as necessary.
 - 3.2 Collect the net deficiency of any Subscriber whose losses and expenses over contributions under any and all Agreements pursuant to which said Subscriber participated in the Association shall constitute an indebtedness to the Association.
 - 3.3 Settle all outstanding claims once repairs have been completed. An extended period of time may be required to settle claims discovered during winter lay-up to allow for surveys, repairs and adjustments.
 - 3.4 Close open account years once all risks have terminated and all unpaid losses have been settled.
 - 3.5 Cancel services, if necessary, and remit final payments to vendors.
 - 3.6 Submit final reports, returns, certificates of dissolution or other forms required by the Ohio Secretary of State, the Ohio Department of Insurance or any other federal, state, local or municipal government or agency.
 - 3.7 Return excess surplus to Subscribers, along with a final report of account, once all risks have terminated, all unpaid losses have been settled, and all contingencies, including the expense of discontinuance or liquidation, have been satisfied.
 - 3.8 Deliver files and records of import to Gene B. George of Ray, Robinson, Carle & Davies P.L.L., for safekeeping.

It is hereby understood and agreed that execution of a separate counterpart original of this Plan of Dissolution and Voluntary Liquidation by each of the Subscribers binds said Subscriber to the undertakings and agreements contained herein.

Grand River Navigation Company

By _____

Date: _____

Indiana Harbor Steamship Company L.L.C.

By _____

Date: _____

Lower Lakes Towing Ltd.

By James W. McArthur

Date: March 8, 2010

GENERAL INTERROGATORIES

PART 1 - COMMON INTERROGATORIES

GENERAL

1.1 Is the reporting entity a member of an Insurance Holding Company System consisting of two or more affiliated persons, one or more of which is an insurer?

Yes [] No ☒

1.2 If yes, did the reporting entity register and file with its domiciliary State Insurance Commissioner, Director or Superintendent or with such regulatory official of the state of domicile of the principal insurer in the Holding Company System, a registration statement providing disclosure substantially similar to the standards adopted by the National Association of Insurance Commissioners (NAIC) in its Model Insurance Holding Company System Regulatory Act and model regulations pertaining thereto, or is the reporting entity subject to standards and disclosure requirements substantially similar to those required by such Act and regulations?

Yes [] No [] N/A []

1.3 State Regulating?

2.1 Has any change been made during the year of this statement in the charter, by-laws, articles of incorporation, or deed of settlement of the reporting entity?

Yes ☒ No ☐

2.2 If yes, date of change:

4-1-11

3.1 State as of what date the latest financial examination of the reporting entity was made or is being made.

12-31-07

3.2 State the as of date that the latest financial examination report became available from either the state of domicile or the reporting entity. This date should be the date of the examined balance sheet and not the date the report was completed or released.

12-31-07

3.3 State as of what date the latest financial examination report became available to other states or the public from either the state of domicile or the reporting entity. This is the release date or completion date of the examination report and not the date of the examination (balance sheet date).

1-16-09

3.4 By what department or departments?

Ohio Department of Insurance

3.5 Have all financial statement adjustments within the latest financial examination report been accounted for in a subsequent financial statement filed with departments?

Yes [] No [] N/A ☒

3.6 Have all of the recommendations within the latest financial examination report been complied with?

Yes [] No [] N/A ☒

4.1 During the period covered by this statement, did any agent, broker, sales representative, non-affiliated sales/service organization or any combination thereof under common control (other than salaried employees of the reporting entity) receive credit or commissions for or control a substantial part (more than 20 percent of any major line of business measured on direct premiums) of:

4.11 sales of new business?

Yes [] No ☒

4.12 renewals?

Yes [] No ☒

4.2 During the period covered by this statement, did any sales/service organization owned in whole or in part by the reporting entity or an affiliate, receive credit or commissions for or control a substantial part (more than 20 percent of any major line of business measured on direct premiums) of:

4.21 sales of new business?

Yes [] No ☒

4.22 renewals?

Yes [] No ☒

5.1 Has the reporting entity been a party to a merger or consolidation during the period covered by this statement?

Yes [] No ☒

5.2 If yes, provide the name of the entity, NAIC Company Code, and state of domicile (use two letter state abbreviation) for any entity that has ceased to exist as a result of the merger or consolidation.

1	2	3
Name of Entity	NAIC Company Code	State of Domicile

GENERAL INTERROGATORIES

6.2 If yes, give full information:

7.1 Does any foreign (non-United States) person or entity directly or indirectly control 10% or more of the reporting entity?

Yes [] No ☒

7.2 If yes,

7.21 State the percentage of foreign control.

7.22 State the nationality(s) of the foreign person(s) or entity(s); or if the entity is a mutual or reciprocal, the nationality of its manager or attorney-in-fact and identify the type of entity(s) (e.g., individual, corporation, government, manager or attorney-in-fact).

1 Nationality	2 Type of Entity

8.1 Is the company a subsidiary of a bank holding company regulated by the Federal Reserve Board?

Yes [] No ☒

8.2 If response to 8.1 is yes, please identify the name of the bank holding company.

8.3 Is the company affiliated with one or more banks, thrifts or securities firms?

Yes [] No ☒

8.4 If response to 8.3 is yes, please provide the names and locations (city and state of the main office) of any affiliates regulated by a federal financial regulatory services agency [i.e., the Federal Reserve Board (FRB), the Office of the Comptroller of the Currency (OCC), the Office of Thrift Supervision (OTS), the Federal Deposit Insurance Corporation (FDIC) and the Securities Exchange Commission (SEC)] and identify the affiliate's primary federal regulator.

1 Affiliate Name	2 Location (City, State)	3 FRB	4 OCC	5 OTS	6 FDIC	7 SEC

9. What is the name and address of the independent certified public accountant or accounting firm retained to conduct the annual audit?

HES Certified Public Accountants, Inc.
 37181 Euclid Avenue
 Willoughby, OH 44094

10.1 Has the insurer been granted any exemptions to the prohibited non-audit services provided by the certified independent public accountant requirements as allowed in Section 7H of the Annual Financial Reporting Model Regulation (Model Audit Rule), or substantially similar state law or regulation?

Yes [] No ☒

10.2 If response to 10.1 is yes, provide information related to this exemption:

10.3 Has the insurer been granted any exemptions related to the other requirements of the Annual Financial Reporting Model Regulation as allowed for in Section 17A of the Model Regulation, or substantially similar state law or regulation?

Yes [] No ☒

10.4 If response to 10.3 is yes, provide information related to this exemption:

GENERAL INTERROGATORIES

10.5 Has the reporting entity established an Audit Committee in compliance with the domiciliary state insurance laws?

Yes [] No [] N/A ☒

10.6 If the response to 10.5 is no or n/a, please explain:

11. What is the name, address and affiliation (officer/employee of the reporting entity or actuary/consultant associated with an actuarial consulting firm) of the individual providing the statement of actuarial opinion/certification?

N/A

12.1 Does the reporting entity own any securities of a real estate holding company or otherwise hold real estate indirectly?

Yes [] No ☒

12.11 Name of real estate holding company

12.12 Number of parcels involved

12.13 Total book/adjusted carrying value

\$

12.2 If yes, provide explanation:

13. FOR UNITED STATES BRANCHES OF ALIEN REPORTING ENTITIES ONLY:

13.1 What changes have been made during the year in the United States manager or the United States trustees of the reporting entity?

13.2 Does this statement contain all business transacted for the reporting entity through its United States Branch on risks wherever located?

Yes [] No []

13.3 Have there been any changes made to any of the trust indentures during the year?

Yes [] No []

13.4 If answer to (13.3) is yes, has the domiciliary or entry state approved the changes?

Yes [] No [] N/A []

14.1 Are the senior officers (principal executive officer, principal financial officer, principal accounting officer or controller, or persons performing similar functions) of the reporting entity subject to a code of ethics, which includes the following standards?

- Honest and ethical conduct, including the ethical handling of actual or apparent conflicts of interest between personal and professional relationships;
- Full, fair, accurate, timely and understandable disclosure in the periodic reports required to be filed by the reporting entity;
- Compliance with applicable governmental laws, rules, and regulations;
- The prompt internal reporting of violations to an appropriate person or persons identified in the code; and
- Accountability for adherence to the code.

Yes ☒ No []

4.11 If the response to 14.1 is no, please explain:

14.2 Has the code of ethics for senior managers been amended?

Yes [] No ☒

4.21 If the response to 14.2 is yes, provide information related to amendment(s).

GENERAL INTERROGATORIES

14.3 Have any provisions of the code of ethics been waived for any of the specified officers?

Yes [] No ☒

14.31 If the response to 14.3 is yes, provide the nature of any waiver(s).

.....

.....

.....

15.1 Is the reporting entity the beneficiary of a Letter of Credit that is unrelated to reinsurance with a NAIC rating of 3 or below?

Yes [] No ☒

15.2 If the response to 15.1 is yes, indicate the American Bankers Association (ABA) Routing Number and the name of the issuing or confirming bank of the Letter of Credit and describe the circumstances in which the Letter of Credit is triggered.

1 American Bankers Association (ABA) Routing Number	2 Issuing or Confirming Bank Name	3 Circumstances That Can Trigger the Letter of Credit	4 Amount
.....
.....

BOARD OF DIRECTORS

16. Is the purchase or sale of all investments of the reporting entity passed upon either by the board of directors or a subordinate

Yes ☒ No []

17. Does the reporting entity keep a complete permanent record of the proceedings of its board of directors and all subordinate committees thereof?

Yes ☒ No []

18. Has the reporting entity an established procedure for disclosure to its board of directors or trustees of any material interest or affiliation on the part of any of its officers, directors, trustees or responsible employees that is in conflict or is likely to conflict with the official duties of such person?

Yes ☒ No []**FINANCIAL**

19. Has this statement been prepared using a basis of accounting other than Statutory Accounting Principles (e.g., Generally Accepted Accounting Principles)?

Yes [] No ☒

20.1 Total amount loaned during the year (inclusive of Separate Accounts, exclusive of policy loans):

20.11 To directors or other officers

\$ 0

20.12 To stockholders not officers

\$ 00

20.13 Trustees, supreme or grand (Fraternal only)

\$ 00

20.2 Total amount of loans outstanding at the end of year (inclusive of Separate Accounts, exclusive of policy loans):

20.21 To directors or other officers

\$ 0

20.22 To stockholders not officers

\$ 00

20.23 Trustees, supreme or grand (Fraternal only)

\$ 000

21.1 Were any assets reported in this statement subject to a contractual obligation to transfer to another party without the liability for such obligation being reported in the statement?

Yes [] No ☒

21.2 If yes, state the amount thereof at December 31 of the current year:

21.21 Rented from others

\$

21.22 Borrowed from others

\$

21.23 Leased from others

\$

21.24 Other

\$

GENERAL INTERROGATORIES

23.1 Does the reporting entity report any amounts due from parent, subsidiaries or affiliates on Page 2 of this statement?

Yes ☐ No ☒

23.2 If yes, indicate any amounts receivable from parent included in the Page 2 amount:

\$ _____

INVESTMENT

24.1 Were all the stocks, bonds and other securities owned December 31 of current year, over which the reporting entity has exclusive control, in the actual possession of the reporting entity on said date? (other than securities lending programs addressed in 24.3)

Yes ☒ No ☐

24.2 If no, give full and complete information, relating thereto:

.....

24.3 For security lending programs, provide a description of the program including value for collateral and amount of loaned securities, and whether collateral is carried on or off-balance sheet. (an alternative is to reference Note 17 where this information is also provided):

N/A

24.4 Does the company's security lending program meet the requirements for a conforming program as outlined in the Risk-Based Capital Instructions?

Yes ☐ No ☐ N/A ☒

24.5 If answer to 24.4 is yes, report amount of collateral for conforming programs.

\$ _____

24.6 If answer to 24.4 is no, report amount of collateral for other programs.

\$ _____

24.7 Does your securities lending program require 102% (domestic securities) and 105% (foreign securities) from the counterparty at the outset of the contract?

Yes ☐ No ☐ N/A ☒

24.8 Does the reporting entity non-admit when the collateral received from the counterparty falls below 100%?

Yes ☐ No ☐ N/A ☒

24.9 Does the reporting entity or the reporting entity's securities lending agent utilize the Master Securities Lending Agreement (MSLA) to conduct securities lending?

Yes ☐ No ☐ N/A ☒

25.1 Were any of the stocks, bonds or other assets of the reporting entity owned at December 31 of the current year not exclusively under the control of the reporting entity or has the reporting entity sold or transferred any assets subject to a put option contract that is currently in force? (Exclude securities subject to Interrogatory 21.1 and 24.3).

Yes ☐ No ☒

25.2 If yes, state the amount thereof at December 31 of the current year:

25.21	Subject to repurchase agreements	\$ _____
25.22	Subject to reverse repurchase agreements	\$ _____
25.23	Subject to dollar repurchase agreements	\$ _____
25.24	Subject to reverse dollar repurchase agreements	\$ _____
25.25	Pledged as collateral	\$ _____
25.26	Placed under option agreements	\$ _____
25.27	Letter stock or securities restricted as to sale	\$ _____
25.28	On deposit with state or other regulatory body	\$ _____
25.29	Other	\$ _____

25.3 For category (25.27) provide the following:

1 Nature of Restriction	2 Description	3 Amount
.....
.....
.....

GENERAL INTERROGATORIES

27.1 Were any preferred stocks or bonds owned as of December 31 of the current year mandatorily convertible into equity, or, at the option of the issuer, convertible into equity?

Yes [] No ☒

27.2 If yes, state the amount thereof at December 31 of the current year.

\$ _____

28. Excluding items in Schedule E - Part 3 - Special Deposits, real estate, mortgage loans and investments held physically in the reporting entity's offices, vaults or safety deposit boxes, were all stocks, bonds and other securities, owned throughout the current year held pursuant to a custodial agreement with a qualified bank or trust company in accordance with Section 1, III - General Examination Considerations, F. Outsourcing of Critical Functions, Custodial or Safekeeping Agreements of the NAIC Financial Condition Examiners Handbook?

N/A

Yes [] No []

28.01 For agreements that comply with the requirements of the NAIC Financial Condition Examiners Handbook, complete the following:

1 Name of Custodian(s)	2 Custodian's Address
.....
.....

28.02 For all agreements that do not comply with the requirements of the NAIC Financial Condition Examiners Handbook, provide the name, location and a complete explanation:

1 Name(s)	2 Location(s)	3 Complete Explanation(s)
.....
.....

28.03 Have there been any changes, including name changes, in the custodian(s) identified in 28.01 during the current year?

Yes [] No []

28.04 If yes, give full and complete information relating thereto:

1 Old Custodian	2 New Custodian	3 Date of Change	4 Reason
.....
.....

28.05 Identify all investment advisors, broker/dealers or individuals acting on behalf of broker/dealers that have access to the investment accounts, handle securities and have authority to make investments on behalf of the reporting entity:

1 Central Registration Depository Number(s)	2 Name	3 Address
.....
.....

29.1 Does the reporting entity have any diversified mutual funds reported in Schedule D - Part 2 (diversified according to the Securities and Exchange Commission (SEC) in the Investment Company Act of 1940 [Section 5 (b) (1)])?

Yes [] No ☒

29.2 If yes, complete the following schedule:

1 CUSIP #	2 Name of Mutual Fund	3 Book/Adjusted Carrying Value
.....
.....

GENERAL INTERROGATORIES

29.3 For each mutual fund listed in the table above, complete the following schedule:

1	2	3	4
Name of Mutual Fund (from above table)	Name of Significant Holding of the Mutual Fund	Amount of Mutual Fund's Book/Adjusted Carrying Value Attributable to the Holding	Date of Valuation

30. Provide the following information for all short-term and long-term bonds and all preferred stocks. Do not substitute amortized value or statement value for fair value. N/A

	1	2	3
	Statement (Admitted) Value	Fair Value	Excess of Statement over Fair Value (-), or Fair Value over Statement (+)
30.1 Bonds			
30.2 Preferred stocks			
30.3 Totals			

30.4 Describe the sources or methods utilized in determining the fair values:

.....

.....

.....

.....

31.1 Was the rate used to calculate fair value determined by a broker or custodian for any of the securities in Schedule D? N/A

Yes [] No []

31.2 If the answer to 31.1 is yes, does the reporting entity have a copy of the broker's or custodian's pricing policy (hard copy or electronic copy) for all brokers or custodians used as a pricing source?

Yes [] No []

31.3 If the answer to 31.2 is no, describe the reporting entity's process for determining a reliable pricing source for purposes of disclosure of fair value for Schedule D:

.....

.....

.....

.....

32.1 Have all the filing requirements of the Purposes and Procedures Manual of the NAIC Securities Valuation Office been followed?

Yes ☒ No []

32.2 If no, list exceptions:

.....

.....

.....

OTHER

33.1 Amount of payments to trade associations, service organizations and statistical or rating bureaus, if any?

\$ 0

33.2 List the name of the organization and the amount paid if any such payment represented 25% or more of the total payments to trade associations, service organizations and statistical or rating bureaus during the period covered by this statement.

1	2
Name	Amount Paid

GENERAL INTERROGATORIES

34.2 List the name of the firm and the amount paid if any such payment represented 25% or more of the total payments for legal expenses during the period covered by this statement.

1 Name	2 Amount Paid
<u>Ray, Robinson, Corle + Davies</u>	\$ <u>29,930</u>
	\$
	\$

35.1 Amount of payments for expenditures in connection with matters before legislative bodies, officers or departments of government, if any?

\$ 0

35.2 List the name of the firm and the amount paid if any such payment represented 25% or more of the total payment expenditures in connection with matters before legislative bodies, officers or departments of government during the period covered by this statement.

1 Name	2 Amount Paid
	\$
	\$
	\$

GENERAL INTERROGATORIES

PART 2 – PROPERTY & CASUALTY INTERROGATORIES

1.1 Does the reporting entity have any direct Medicare Supplement Insurance in force?

Yes [] No ☒

1.2 If yes, indicate premium earned on U.S. business only.

\$ _____

1.3 What portion of Item (1.2) is not reported on the Medicare Supplement Insurance Experience Exhibit?

\$ _____

1.31 Reason for excluding

.....

.....

.....

1.4 Indicate amount of earned premium attributable to Canadian and/or Other Alien not included in Item (1.2) above.

\$ _____

1.5 Indicate total incurred claims on all Medicare Supplement insurance.

\$ _____

1.6 Individual policies:

Most current three years:

1.61 Total premium earned

\$ _____

1.62 Total incurred claims

\$ _____

1.63 Number of covered lives

All years prior to most current three years:

1.64 Total premium earned

\$ _____

1.65 Total incurred claims

\$ _____

1.66 Number of covered lives

1.7 Group policies:

Most current three years:

1.71 Total premium earned

\$ _____

1.72 Total incurred claims

\$ _____

1.73 Number of covered lives

All years prior to most current three years:

1.74 Total premium earned

\$ _____

1.75 Total incurred claims

\$ _____

1.76 Number of covered lives

2. Health Test:

2.1 Premium Numerator

2.2 Premium Denominator

2.3 Premium Ratio (2.1/2.2)

2.4 Reserve Numerator

2.5 Reserve Denominator

2.6 Reserve Ratio (2.4/2.5)

	1 Current Year	2 Prior Year
2.1 Premium Numerator	\$ _____	\$ _____
2.2 Premium Denominator	\$ _____	\$ _____
2.3 Premium Ratio (2.1/2.2)	_____	_____
2.4 Reserve Numerator	\$ _____	\$ _____
2.5 Reserve Denominator	\$ _____	\$ _____
2.6 Reserve Ratio (2.4/2.5)	_____	_____

3.1 Does the reporting entity issue both participating and non-participating policies?

Yes [] No ☒

3.2 If yes, state the amount of calendar year premiums written on:

3.21 Participating policies

\$ _____

3.22 Non-participating policies

\$ _____

4. For Mutual reporting entities and Reciprocal Exchanges only:

4.1 Does the reporting entity issue assessable policies?

Yes ☒ No []

4.2 Does the reporting entity issue non-assessable policies?

Yes [] No ☒

4.3 If assessable policies are issued, what is the extent of the contingent liability of the policyholders?

_____ %

4.4 Total amount of assessments paid or ordered to be paid during the year on deposit notes or contingent premiums.

\$ _____

5. For Reciprocal Exchanges Only:

5.1 Does the exchange appoint local agents?

Yes [] No ☒

5.2 If yes, is the commission paid:

5.21 Out of Attorney's-in-fact compensation

Yes [] No [] N/A []

5.22 As a direct expense of the exchange

Yes [] No [] N/A []

5.3 What expenses of the Exchange are not paid out of the compensation of the Attorney-in-fact?

..... All Expenses

.....

.....

5.4 Has any Attorney-in-fact compensation, contingent on fulfillment of certain conditions, been deferred?

Yes [] No ☒

5.5 If yes, give full information

.....

.....

.....

GENERAL INTERROGATORIES

PART 2 – PROPERTY & CASUALTY INTERROGATORIES

- 6.2 Describe the method used to estimate this reporting entity's probable maximum insurance loss, and identify the type of insured exposures comprising that probable maximum loss, the locations of concentrations of those exposures and the external resources (such as consulting firms or computer software models), if any, used in the estimation process:

Six Year Loss History Reinsurance Program

- 6.3 What provision has this reporting entity made (such as a catastrophic reinsurance program) to protect itself from an excessive loss arising from the types and concentrations of insured exposures comprising its probable maximum property insurance loss?

Reinsurance Program

- 6.4 Does the reporting entity carry catastrophe reinsurance protection for at least one reinstatement, in an amount sufficient to cover its estimated probable maximum loss attributable to a single loss event or occurrence?

Yes ☒ No ☐

- 6.5 If no, describe any arrangements or mechanisms employed by the reporting entity to supplement its catastrophe reinsurance program or to hedge its exposure to unreinsured catastrophic loss

- 7.1 Has the reporting entity reinsured any risk with any other entity under a quota share reinsurance contract that includes a provision that would limit the reinsurer's losses below the stated quota share percentage (e.g., a deductible, a loss ratio corridor, a loss cap, an aggregate limit or any similar provisions)?

Yes ☐ No ☒

- 7.2 If yes, indicate the number of reinsurance contracts containing such provisions.

- 7.3 If yes, does the amount of reinsurance credit taken reflect the reduction in quota share coverage caused by any applicable limiting provision(s)?

Yes ☐ No ☐

- 8.1 Has this reporting entity reinsured any risk with any other entity and agreed to release such entity from liability, in whole or in part, from any loss that may occur on this risk, or portion thereof, reinsured?

Yes ☐ No ☒

- 8.2 If yes, give full information

- 9.1 Has the reporting entity ceded any risk under any reinsurance contract (or under multiple contracts with the same reinsurer or its affiliates) for which during the period covered by the statement: (i) it recorded a positive or negative underwriting result greater than 5% of prior year-end surplus as regards policyholders or it reported calendar year written premium ceded or year-end loss and loss expense reserves ceded greater than 5% of prior year-end surplus as regards policyholders; (ii) it accounted for that contract as reinsurance and not as a deposit; and (iii) the contract(s) contain one or more of the following features or other features that would have similar results:

- (a) A contract term longer than two years and the contract is noncancellable by the reporting entity during the contract term;
- (b) A limited or conditional cancellation provision under which cancellation triggers an obligation by the reporting entity, or an affiliate of the reporting entity, to enter into a new reinsurance contract with the reinsurer, or an affiliate of the reinsurer;
- (c) Aggregate stop loss reinsurance coverage;
- (d) A unilateral right by either party (or both parties) to commute the reinsurance contract, whether conditional or not, except for such provisions which are only triggered by a decline in the credit status of the other party;
- (e) A provision permitting reporting of losses, or payment of losses, less frequently than on a quarterly basis (unless there is no activity during the period); or
- (f) Payment schedule, accumulating retentions from multiple years or any features inherently designed to delay timing of the reimbursement to the ceding entity.

Yes ☐ No ☒

- 9.2 Has the reporting entity during the period covered by the statement ceded any risk under any reinsurance contract (or under multiple contracts with the same reinsurer or its affiliates), for which, during the period covered by the statement, it recorded a positive or negative underwriting result greater than 5% of prior year-end surplus as regards policyholders or it reported calendar year written premium ceded or year-end loss and loss expense reserves ceded greater than 5% of prior year-end surplus as regards policyholders; excluding cessions to approved pooling arrangements or to captive insurance companies that are directly or indirectly controlling, controlled by, or under common control with (i) one or more unaffiliated policyholders of the reporting entity, or (ii) an association of which one or more unaffiliated policyholders of the reporting entity is a member where:

- (a) The written premium ceded to the reinsurer by the reporting entity or its affiliates represents fifty percent (50%) or more of the entire direct and assumed premium written by the reinsurer based on its most recently available financial statement; or
- (b) Twenty-five percent (25%) or more of the written premium ceded to the reinsurer has been retroceded back to the reporting entity or its affiliates in a separate reinsurance contract.

Yes ☐ No ☒

- 9.3 If yes to 9.1 or 9.2, please provide the following information in the Reinsurance Summary Supplemental Filing for General Interrogatory 9:

- (a) The aggregate financial statement impact gross of all such ceded reinsurance contracts on the balance sheet and statement of income;
- (b) A summary of the reinsurance contract terms and indicate whether it applies to the contracts meeting the criteria in 9.1 or 9.2; and
- (c) A brief discussion of management's principle objectives in entering into the reinsurance contract including the economic purpose to be achieved.

- 9.4 Except for transactions meeting the requirements of paragraph 31 of SSAP No. 62R, Property and Casualty Reinsurance, has the reporting entity ceded any risk under any reinsurance contract (or multiple contracts with the same reinsurer or its affiliates) during the period covered by the financial statement, and either:

- (a) Accounted for that contract as reinsurance (either prospective or retroactive) under statutory accounting principles ("SAP") and as a deposit under generally accepted accounting principles ("GAAP"); or
- (b) Accounted for that contract as reinsurance under GAAP and as a deposit under SAP?

Yes ☐ No ☒

GENERAL INTERROGATORIES

PART 2 – PROPERTY & CASUALTY INTERROGATORIES

10. If the reporting entity has assumed risks from another entity, there should be charged on account of such reinsurances a reserve equal to that which the original entity would have been required to charge had it retained the risks. Has this been done? Yes ☐ No ☐ N/A ☒
- 11.1 Has the reporting entity guaranteed policies issued by any other entity and now in force: Yes ☐ No ☒
- 11.2 If yes, give full information
- 12.1 If the reporting entity recorded accrued retrospective premiums on insurance contracts on Line 15.3 of the asset schedule, Page 2, state the amount of corresponding liabilities recorded for:
- 12.11 Unpaid losses \$ N/A
- 12.12 Unpaid underwriting expenses (including loss adjustment expenses) \$ N/A
- 12.2 Of the amount on Line 15.3, Page 2, state the amount that is secured by letters of credit, collateral and other funds? \$ N/A
- 12.3 If the reporting entity underwrites commercial insurance risks, such as workers' compensation, are premium notes or promissory notes accepted from its insureds covering unpaid premiums and/or unpaid losses? Yes ☐ No ☐ N/A ☒
- 12.4 If yes, provide the range of interest rates charged under such notes during the period covered by this statement:
- 12.41 From _____ %
- 12.42 To _____ %
- 12.5 Are letters of credit or collateral and other funds received from insureds being utilized by the reporting entity to secure premium notes or promissory notes taken by a reporting entity or to secure any of the reporting entity's reported direct unpaid loss reserves, including unpaid losses under loss deductible features of commercial policies? Yes ☐ No ☒
- 12.6 If yes, state the amount thereof at December 31 of current year:
- 12.61 Letters of Credit \$ _____
- 12.62 Collateral and other funds \$ _____
- 13.1 Largest net aggregate amount insured in any one risk (excluding workers' compensation): \$ 16,300,000
- 13.2 Does any reinsurance contract considered in the calculation of this amount include an aggregate limit of recovery without also including a reinstatement provision? Yes ☐ No ☒
- 13.3 State the number of reinsurance contracts (excluding individual facultative risk certificates, but including facultative programs, automatic facilities or facultative obligatory contracts) considered in the calculation of the amount. 1
- 14.1 Is the company a cedant in a multiple cedant reinsurance contract? Yes ☐ No ☒
- 14.2 If yes, please describe the method of allocating and recording reinsurance among the cedants:
- 14.3 If the answer to 14.1 is yes, are the methods described in item 14.2 entirely contained in the respective multiple cedant reinsurance contracts? Yes ☐ No ☐
- 14.4 If the answer to 14.3 is no, are all the methods described in 14.2 entirely contained in written agreements? Yes ☐ No ☐
- 14.5 If the answer to 14.4 is no, please explain:
- 15.1 Has the reporting entity guaranteed any financed premium accounts? Yes ☐ No ☒
- 15.2 If yes, give full information
- 16.1 Does the reporting entity write any warranty business? Yes ☐ No ☒
- If yes, disclose the following information for each of the following types of warranty coverage:

	1	2	3	4	5
	Direct Losses Incurred	Direct Losses Unpaid	Direct Written Premium	Direct Premium Unearned	Direct Premium Earned
16.11 Home	\$	\$	\$	\$	\$
16.12 Products	\$	\$	\$	\$	\$
16.13 Automobile	\$	\$	\$	\$	\$
16.14 Other*	\$	\$	\$	\$	\$

GENERAL INTERROGATORIES**PART 2 – PROPERTY & CASUALTY INTERROGATORIES**

- 17.1 Does the reporting entity include amounts recoverable on unauthorized reinsurance in Schedule F – Part 3 that it excludes from Schedule F – Part 5. *N/A*

Yes [] No []

Incurred but not reported losses on contracts in force prior to July 1, 1984, and not subsequently renewed are exempt from inclusion in Schedule F – Part 5. Provide the following information for this exemption:

- 17.11 Gross amount of unauthorized reinsurance in Schedule F – Part 3
excluded from Schedule F – Part 5
17.12 Unfunded portion of Interrogatory 17.11
17.13 Paid losses and loss adjustment expenses portion of Interrogatory 17.11
17.14 Case reserves portion of Interrogatory 17.11
17.15 Incurred but not reported portion of Interrogatory 17.11
17.16 Unearned premium portion of Interrogatory 17.11
17.17 Contingent commission portion of Interrogatory 17.11

\$ _____
\$ _____
\$ _____
\$ _____
\$ _____
\$ _____
\$ _____

Provide the following information for all other amounts included in Schedule F – Part 3 and excluded from Schedule F – Part 5, not included above.

- 17.18 Gross amount of unauthorized reinsurance in Schedule F – Part 3
excluded from Schedule F – Part 5
17.19 Unfunded portion of Interrogatory 17.18
17.20 Paid losses and loss adjustment expenses portion of Interrogatory 17.18
17.21 Case reserves portion of Interrogatory 17.18
17.22 Incurred but not reported portion of Interrogatory 17.18
17.23 Unearned premium portion of Interrogatory 17.18
17.24 Contingent commission portion of Interrogatory 17.18

\$ _____
\$ _____
\$ _____
\$ _____
\$ _____
\$ _____
\$ _____

- 18.1 Do you act as a custodian for health savings accounts?
18.2 If yes, please provide the amount of custodial funds held as of the reporting date.
18.3 Do you act as an administrator for health savings accounts?
18.4 If yes, please provide the balance of the funds administered as of the reporting date.

Yes [] No [X]

\$ _____

Yes [] No [X]

\$ _____

FIVE - YEAR HISTORICAL DATA

Show amounts in whole dollars only, no cents; show percentages to one decimal place, i.e., 17.6.

	1	2	3	4	5
	2011	2010	2009	2008	2007
Gross Premiums Written (Page 8, Part 1B, Cols. 1, 2 & 3)					
1. Liability lines (Lines 11.1, 11.2, 16, 17.1, 17.2, 17.3, 18.1, 18.2, 19.1, 19.2 & 19.3, 19.4)					
2. Property lines (Lines 1, 2, 9, 12, 21 & 26)					
3. Property and liability combined lines (Lines 3, 4, 5, 8, 22 & 27)	6959	410262	461001	356293	400319
4. All other lines (Lines 6, 10, 13, 14, 15, 23, 24, 28, 29, 30 & 34)					
5. Nonproportional reinsurance lines (Lines 31, 32 & 33)					
6. Total (Line 35)	6959	410262	461001	356293	400319
Net Premiums Written (Page 8, Part 1B, Col. 6)					
7. Liability lines (Lines 11.1, 11.2, 16, 17.1, 17.2, 17.3, 18.1, 18.2, 19.1, 19.2 & 19.3, 19.4)					
8. Property lines (Lines 1, 2, 9, 12, 21 & 26)					
9. Property and liability combined lines (Lines 3, 4, 5, 8, 22 & 27)	6959	256441	302759	381801	297752
10. All other lines (Lines 6, 10, 13, 14, 15, 23, 24, 28, 29, 30 & 34)					
11. Nonproportional reinsurance lines (Lines 31, 32 & 33)					
12. Total (Line 35)	6959	256441	302759	381801	297752
Statement of Income (Page 4)					
13. Net underwriting gain (loss) (Line 8)	58,156	1808,670	211,418	19,579	185,086
14. Net investment gain (loss) (Line 11)	10973	12870	8461	11291	47,107
15. Total other income (Line 15)	4202		1198		
16. Dividends to policyholders (Line 17)					
17. Federal and foreign income taxes incurred (Line 19)					
18. Net income (Line 20)	51385	1821540	204185	8288	187979
Balance Sheet Lines (Pages 2 and 3)					
19. Total admitted assets excluding protected cell business (Page 2, Line 26, Col. 3)	895,110	1868,889	919,452	1048924	1282829
20. Premiums and considerations (Page 2, Col. 3)					
20.1 In course of collection (Line 15.1)					
20.2 Deferred and not yet due (Line 15.2)					
20.3 Accrued retrospective premiums (Line 15.3)					
21. Total liabilities excluding protected cell business (Page 3, Line 26)	19,800	444,586	279,117	534499	652702
22. Losses (Page 3, Line 1)	18000	1227180	158918	365918	515305
23. Loss adjustment expenses (Page 3, Line 3)	1800	12178	15892	36592	51530
24. Unearned premiums (Page 3, Line 9)	0	58258	54288	60197	47471
25. Capital paid up (Page 3, Lines 30 & 31)					
26. Surplus as regards policyholders (Page 3, Line 37)	875310	425603	640335	544425	630127
Cash Flow (Page 5)					
27. Net cash from operations (Line 11)	1371401	658071	51227	126491	280546
Risk-Based Capital Analysis					
28. Total adjusted capital					
29. Authorized control level risk-based capital					
Percentage Distribution of Cash, Cash Equivalents and Invested Assets (Page 2, Col. 3) (Item divided by Page 2, Line 12, Col. 3) x 100.0					
30. Bonds (Line 1)					
31. Stocks (Lines 2.1 & 2.2)					
32. Mortgage loans on real estate (Lines 3.1 and 3.2)					
33. Real estate (Lines 4.1, 4.2 & 4.3)					
34. Cash, cash equivalents and short-term investments (Line 5)	100.0	100.0	100.0	100.0	100.0
35. Contract loans (Line 6)					
36. Derivatives (Line 7)			XXX	XXX	XXX
37. Other invested assets (Line 8)					
38. Receivables for securities (Line 9)					
39. Securities lending reinvested collateral assets (Line 10)			XXX	XXX	XXX
40. Aggregate write-ins for invested assets (Line 11)					
41. Cash, cash equivalents and invested assets (Line 12)	100.0	100.0	100.0	100.0	100.0
Investments in Parent, Subsidiaries and Affiliates					
42. Affiliated bonds, (Sch. D, Summary, Line 12, Col. 1)					
43. Affiliated preferred stocks (Sch. D, Summary, Line 18, Col. 1)					
44. Affiliated common stocks (Sch. D, Summary, Line 24, Col. 1)					
45. Affiliated short-term investments (subtotals included in Schedule DA Verification, Col. 5, Line 10)					
46. Affiliated mortgage loans on real estate					
47. All other affiliated					
48. Total of above Lines 42 to 47					
49. Percentage of investments in parent, subsidiaries and affiliates to surplus as regards policyholders (Line 48 above divided by Page 3, Col. 1, Line 37 x 100.0)					

FIVE - YEAR HISTORICAL DATA

(Continued)

	1 2011	2 2010	3 2009	4 2008	5 2007
Capital and Surplus Accounts (Page 4)					
50. Net unrealized capital gains (losses) (Line 24)					
51. Dividends to stockholders (Line 35)					
52. Change in surplus as regards policyholders for the year (Line 38)	449,707	<24,732>	125,910	<115,700>	222,655
Gross Losses Paid (Page 9, Part 2, Cols. 1 & 2)					
53. Liability lines (Lines 11.1, 11.2, 16, 17.1, 17.2, 17.3, 18.1, 18.2, 19.1, 19.2 & 19.3, 19.4)					
54. Property lines (Lines 1, 2, 9, 12, 21 & 26)					
55. Property and liability combined lines (Lines 3, 4, 5, 8, 22 & 27)	154,987	878,188	193,009	418,768	495,566
56. All other lines (Lines 6, 10, 13, 14, 15, 23, 24, 28, 29, 30 & 34)					
57. Nonproportional reinsurance lines (Lines 31, 32 & 33)					
58. Total (Line 35)	154,987	878,188	193,009	418,768	495,566
Net Losses Paid (Page 9, Part 2, Col. 4)					
59. Liability lines (Lines 11.1, 11.2, 16, 17.1, 17.2, 17.3, 18.1, 18.2, 19.1, 19.2 & 19.3, 19.4)					
60. Property lines (Lines 1, 2, 9, 12, 21 & 26)					
61. Property and liability combined lines (Lines 3, 4, 5, 8, 22 & 27)	1120,838	718,188	193,009	418,768	495,566
62. All other lines (Lines 6, 10, 13, 14, 15, 23, 24, 28, 29, 30 & 34)					
63. Nonproportional reinsurance lines (Lines 31, 32 & 33)					
64. Total (Line 35)	1120,838	718,188	193,009	418,768	495,566
Operating Percentages (Page 4) (Item divided by Page 4, Line 1) x 100.0					
65. Premiums earned (Line 1)	100.0	100.0	100.0	100.0	100.0
66. Losses incurred (Line 2)	<136.4>	706.8	<4.5>	13.0	98.9
67. Loss expenses incurred (Line 3)	<32.1>	62.9	3.3	4.9	13.6
68. Other underwriting expenses incurred (Line 4)	179.3	45.7	32.6	27.4	27.0
69. Net underwriting gain (loss) (Line 8)	89.2	<715.4>	68.6	<15.3>	<39.5>
Other Percentages					
70. Other underwriting expenses to net premiums written (Page 4, Lines 4 + 5 - 12 divided by Page 8, Part 1B, Col. 6, Line 35 x 100.0)	1620.4	45.0	32.9	26.5	31.0
71. Losses and loss expenses incurred to premiums earned (Page 4, Lines 2 + 3 divided by Page 4, Line 1 x 100.0)	<168.5>	769.7	<1.2>	77.9	112.5
72. Net premiums written to policyholders' surplus (Page 8, Part 1B, Col. 6, Line 35 divided by Page 3, Line 37, Col. 1 x 100.0)	0.8	60.3	47.3	74.2	47.3
One Year Loss Development (000 omitted)					
73. Development in estimated losses and loss expenses incurred prior to current year (Schedule P, Part 2-Summary, Line 12, Col. 11)	<110>	20	<4>	24	63
74. Percent of development of losses and loss expenses incurred to policyholders' surplus of prior year end (Line 73 above divided by Page 4, Line 21, Col. 1 x 100.0)	<25.8>	3.1	<0.8>	3.8	15.9
Two Year Loss Development (000 omitted)					
75. Development in estimated losses and loss expenses incurred 2 years before the current year and prior year (Schedule P, Part 2-Summary, Line 12, Col. 12)	<155>	<41>	4	75	<185>
76. Percent of development of losses and loss expenses incurred to reported policyholders' surplus of second prior year end (Line 75 above divided by Page 4, Line 21, Col. 2 x 100.0)	<24.2>	<0.8>	2.2	18.9	<25.1>

NOTE: If a party to a merger, have the two most recent years of this exhibit been restated due to a merger in compliance with the disclosure requirements of SSAP No. 3, Accounting Changes and Correction of Errors?

Yes | | No | |

If no, please explain:

12

3

At included in Lines 1 to 35 \$

and number of persons insured under indemnity only products

Assumed Reinsurance as of December 31, Current Year (000 Omitted)

[illegible]

SCHEDULE F – PART 2

Premium Portfolio Reinsurance Effected or (Canceled) during Current Year

1 Federal ID Number	2 NAIC Company Code	3 Name of Company	4 Date of Contract	5 Original Premium	6 Reinsurance Premium
		NW	A		

241 - 250 of 250

SCHEDULE F - PART 3

Ceded Reinsurance as of December 31, Current Year (000 Omitted)

3	4	5	6	Reinsurance Recoverable On							Reinsurance Payable		18	19		
				7	8	9	10	11	12	13	14	15			16	17
Name of Reinsurer	Domiciliary Jurisdiction	Reinsurance Contracts Ceding 75% or More of Direct Premiums Written	Reinsurance Premiums Ceded	Paid Losses	Paid LAE	Known Case Loss Reserves	Known Case LAE Reserves	IBNR Loss Reserves	IBNR LAE Reserves	Unearned Premiums	Contingent Commissions	Cols. 7 through 14 Totals	Ceded Balances Payable	Other Amounts Due to Reinsurers	Net Amount Recoverable From Reinsurers Cols. 15 - [16 + 17]	Funds Held by Company Under Reinsurance Treaties
an Ins. Co. (Syndicate) 100%																
an Ins. Co. (Syndicate) 100%																
an Ins. Co. (Syndicate) 100%																
an Ins. Co. (Syndicate) 500																
an Ins. Co. (Syndicate) 30																
an Ins. Co. (Syndicate) 300																

B. Report the five largest reinsurance recoverables reported in Column 15, due from any one reinsurer (based on the total recoverables, Line 9999999, Column 15, the amount of ceded premium, and indicate whether the recoverables are due from an affiliated insurer).

1		2		3		4	
Name of Reinsurer		Total Recoverables		Ceded Premiums		Affiliated	
1)						Yes	No
2)						Yes	No
3)						Yes	No
4)						Yes	No
5)						Yes	No

visional commission rates included in the cedant's reinsurance treaties, reported is by contract with ceded premium in excess of \$50,000:

2		3		4	
Commission Rate		Ceded Premium		Total Recoverables	

Aging of Ceded Reinsurance as of December 31, Current Year ('000 Omitted)

[illegible]

Provision for Unauthorized Reinsurance as of December 31, Current Year (000 Omitted)

are included in Column 5.
are excluded from Column 16.

	American Bankers Association (ABA) Routing Number	Bank Name

Provision for Overdue Authorized Reinsurance as of December 31, Current Year

ns 8 + 9, total authorized, less \$, in dispute.

ns 7 + 8, total authorized, less \$, in dispute.

1895-1896

Provision for Overdue Reinsurance as of December 31, Current Year

[illegible]

SCHEDULE F – PART 8

Restatement of Balance Sheet to Identify Net Credit for Reinsurance

	1	2	3
	As Reported (Net of Ceded)	Restatement Adjustments	Restated (Gross of Ceded)
ASSETS (Page 2, Col. 3)			
1. Cash and invested assets (Line 12)			
2. Premiums and considerations (Line 15)			
3. Reinsurance recoverable on loss and loss adjustment expense payments (Line 16.1)			
4. Funds held by or deposited with reinsured companies (Line 16.2)			
5. Other assets			
6. Net amount recoverable from reinsurers			
7. Protected cell assets (Line 27)			
8. Totals (Line 28)			
LIABILITIES (Page 3)			
9. Losses and loss adjustment expenses (Lines 1 through 3)			
10. Taxes, expenses, and other obligations (Lines 4 through 8)			
11. Unearned premiums (Line 9)			
12. Advance premiums (Line 10)			
13. Dividends declared and unpaid (Line 11.1 and 11.2)			
14. Ceded reinsurance premiums payable (net of ceding commissions) (Line 12)			
15. Funds held by company under reinsurance treaties (Line 13)			
16. Amounts withheld or retained by company for account of others (Line 14)			
17. Provision for reinsurance (Line 16)			
18. Other liabilities			
19. Total liabilities excluding protected cell business (Line 26)			
20. Protected cell liabilities (Line 27)			
21. Surplus as regards policyholders (Line 37)		X X X	
22. Totals (Line 38)			

NOTE: Is the restatement of this exhibit the result of grossing up balances ceded to affiliates under 100 percent reinsurance or pooling arrangements? Yes [] No []

yes, give full explanation:

[illegible]

mium deficiency reserve.

SCHEDULE H - PART 5 - HEALTH CLAIMS

	1	2	3	4
	Medical	Dental	Other	Total
A. Direct:				
1. Incurred Claims				
2. Beginning claim reserves and liabilities				
3. Ending claim reserves and liabilities				
4. Claims paid				
B. Assumed Reinsurance:				
5. Incurred Claims				
6. Beginning claim reserves and liabilities				
7. Ending claim reserves and liabilities				
8. Claims Paid				
C. Ceded Reinsurance:				
9. Incurred Claims				
10. Beginning claim reserves and liabilities				
11. Ending claim reserves and liabilities				
12. Claims Paid				
D. Net:				
13. Incurred Claims				
14. Beginning claim reserves and liabilities				
15. Ending claim reserves and liabilities				
16. Claims Paid				
E. Net Incurred Claims and Cost Containment Expenses:				
17. Incurred claims and cost containment expenses				
18. Beginning reserves and liabilities				
19. Ending reserves and liabilities				
20. Paid claims and cost containment expenses				

SCHEDULE P – PART 1 – SUMMARY

(\$000 omitted)

[illegible][illegible][illegible]

[illegible]

(\$000 omitted)

[illegible][illegible][illegible]

[illegible]

SCHEDULE P – PART 1D – WORKERS' COMPENSATION

(EXCLUDING EXCESS WORKERS' COMPENSATION)

(\$000 omitted)

[illegible][illegible][illegible]

(\$000 omitted)

[illegible][illegible]

(\$000 omitted)

[illegible][illegible][illegible]

SCHEDULE P – PART 1F – SECTION 2
MEDICAL PROFESSIONAL LIABILITY – CLAIMS-MADE
(\$000 omitted)

[illegible][illegible][illegible]

SCHEDULE P – PART 1G – SPECIAL LIABILITY
(OCEAN MARINE, AIRCRAFT (ALL PERILS), BOILER AND MACHINERY)
 (\$000 omitted)

Years in Which Premiums Were Earned and Losses Were Incurred	Premiums Earned			Loss and Loss Expense Payments								12 Number of Claims Reported Direct and Assumed
	1 Direct and Assumed	2 Ceded	3 Net (Cols. 1-2)	Loss Payments		Defense and Cost Containment Payments		Adjusting and Other Payments		10 Salvage and Subrogation Received	11 Total Net Paid (Cols. 4 - 5 + 6 - 7 + 8 - 9)	
				4 Direct and Assumed	5 Ceded	6 Direct and Assumed	7 Ceded	8 Direct and Assumed	9 Ceded			
1. Prior	XXX	XXX	XXX									XXX
2. 2002	95		95	299		299		299			95	XXX
3. 2003	54		54	54		54		54			54	XXX
4. 2004	33		33	28		33		33			33	XXX
5. 2005	29		29	27		29		29			29	XXX
6. 2006	5		5	11		5		5			5	XXX
7. 2007	25		25	26		25		25			25	XXX
8. 2008	25		25	23		25		25			25	XXX
9. 2009	88		88	0		88		88			88	XXX
10. 2010	59		59	59		59		59			59	XXX
11. 2011	0		0	0		0		0			0	XXX
12. Totals	XXX	XXX	XXX	383		383		383			4287	XXX

	Losses Unpaid				Defense and Cost Containment Unpaid				Adjusting and Other Unpaid		23	24	25
	Case Basis		Bulk + IBNR		Case Basis		Bulk + IBNR		Other Unpaid		Salvage and Subrogation Anticipated	Total Net Losses and Expenses Unpaid	Number of Claims Outstanding Direct and Assumed
	13	14	15	16	17	18	19	20	21	22			
	Direct and Assumed	Ceded	Direct and Assumed	Ceded	Direct and Assumed	Ceded	Direct and Assumed	Ceded	Direct and Assumed	Ceded			
1. Prior													
2. 2002													
3. 2003													
4. 2004													
5. 2005													
6. 2006													
7. 2007													
8. 2008													
9. 2009	18		2									20	
10. 2010													
11. 2011													
12. Totals	18		2									20	

	Total Losses and Loss Expenses Incurred			Loss and Loss Expense Percentage (Incurred/Premiums Earned)			Nontabular Discount		34	Net Balance Sheet Reserves After Discount	
	26	27	28	29	30	31	32	33	Company Pooling Participation Percentage	35	36
	Direct and Assumed	Ceded	Net	Direct and Assumed	Ceded	Net	Loss	Loss Expense		Losses Unpaid	Loss Expenses Unpaid
1. Prior	XXX	XXX	XXX	XXX	XXX	XXX			XXX		
2. 2002	356		356	356		356					
3. 2003	45		45	45		45					

(\$000 omitted)

[illegible][illegible][illegible]

**SCHEDULE P – PART 11 – SPECIAL PROPERTY (FIRE, ALLIED LINES,
INLAND MARINE, EARTHQUAKE, BURGLARY AND THEFT)**
(\$000 omitted)

Years in Which Premiums Were Earned and Losses Were Incurred	Premiums Earned			Loss and Loss Expense Payments								12 Number of Claims Reported Direct and Assumed
	1 Direct and Assumed	2 Ceded	3 Net (Cols. 1-2)	Loss Payments		Defense and Cost Containment Payments		Adjusting and Other Payments		10 Salvage and Subrogation Received	11 Total Net Paid (Cols. 4 - 5 + 6 - 7 + 8 - 9)	
				4 Direct and Assumed	5 Ceded	6 Direct and Assumed	7 Ceded	8 Direct and Assumed	9 Ceded			
1. Prior	X X X	X X X	X X X									X X X
2. 2010												X X X
3. 2011												X X X
4. Totals	X X X	X X X	X X X									X X X

	Losses Unpaid				Defense and Cost Containment Unpaid				Adjusting and Other Unpaid		23 Salvage and Subrogation Anticipated	24 Total Net Losses and Expenses Unpaid	25 Number of Claims Outstanding Direct and Assumed
	Case Basis		Bulk + IBNR		Case Basis		Bulk + IBNR						
	13	14	15	16	17	18	19	20	21	22			
	Direct and Assumed	Ceded	Direct and Assumed	Ceded	Direct and Assumed	Ceded	Direct and Assumed	Ceded	Direct and Assumed	Ceded			
1. Prior													
2. 2010													
3. 2011													
4. Totals													

	Total Losses and Loss Expenses Incurred			Loss and Loss Expense Percentage (Incurred/Premiums Earned)			Nontabular Discount		34 Inter- Company Pooling Participation Percentage	Net Balance Sheet Reserves After Discount	
	26 Direct and Assumed	27 Ceded	28 Net	29 Direct and Assumed	30 Ceded	31 Net	32 Loss	33 Loss Expense		35 Losses Unpaid	36 Loss Expenses Unpaid
1. Prior	X X X	X X X	X X X	X X X	X X X	X X X			X X X		
2. 2010											
3. 2011											
4. Totals	X X X	X X X	X X X	X X X	X X X	X X X			X X X		

SCHEDULE P – PART 1J – AUTO PHYSICAL DAMAGE

(\$000 omitted)

Years in Which Premiums Were Earned and Losses Were Incurred	Premiums Earned			Loss and Loss Expense Payments								12 Number of Claims Reported Direct and Assumed
	1	2	3	Loss Payments		Defense and Cost Containment Payments		Adjusting and Other Payments		10	11	
	Direct and Assumed	Ceded	Net (Cols. 1-2)	4 Direct and Assumed	5 Ceded	6 Direct and Assumed	7 Ceded	8 Direct and Assumed	9 Ceded	Salvage and Subrogation Received	Total Net Paid (Cols. 4 - 5 + 6 - 7 + 8 - 9)	
1. Prior	X X X	X X X	X X X									X X X
2. 2010												
3. 2011												
4. Totals	X X X	X X X	X X X									X X X

	Losses Unpaid				Defense and Cost Containment Unpaid				Adjusting and Other Unpaid		23	24	25
	Case Basis		Bulk + IBNR		Case Basis		Bulk + IBNR				Salvage and Subrogation Anticipated	Total Net Losses and Expenses Unpaid	Number of Claims Outstanding Direct and Assumed
	13 Direct and Assumed	14 Ceded	15 Direct and Assumed	16 Ceded	17 Direct and Assumed	18 Ceded	19 Direct and Assumed	20 Ceded	21 Direct and Assumed	22 Ceded			
1. Prior													
2. 2010													
3. 2011													
4. Totals													

	Total Losses and Loss Expenses Incurred			Loss and Loss Expense Percentage (Incurred/Premiums Earned)			Nontabular Discount		34	Net Balance Sheet Reserves After Discount	
	26	27	28	29	30	31	32	33	Inter-Company Pooling Participation Percentage	35	36
	Direct and Assumed	Ceded	Net	Direct and Assumed	Ceded	Net	Loss	Loss Expense		Losses Unpaid	Loss Expenses Unpaid
1. Prior	X X X	X X X	X X X	X X X	X X X	X X X			X X X		
2. 2010											
3. 2011											
4. Totals	X X X	X X X	X X X	X X X	X X X	X X X			X X X		

SCHEDULE P – PART 1K – FIDELITY/SURETY

(\$000 omitted)

Years in Which Premiums Were Earned and Losses Were Incurred	Premiums Earned			Loss and Loss Expense Payments								12
	1 Direct and Assumed	2 Ceded	3 Net (Cols. 1-2)	Loss Payments		Defense and Cost Containment Payments		Adjusting and Other Payments		10 Salvage and Subrogation Received	11 Total Net Paid (Cols. 4 - 5 + 6 - 7 + 8 - 9)	Number of Claims Reported Direct and Assumed
				4	5	6	7	8	9			
				Direct and Assumed	Ceded	Direct and Assumed	Ceded	Direct and Assumed	Ceded			
Prior 2010	X X X	X X X	X X X									X X X
2011												X X X
Totals	X X X	X X X	X X X									X X X

	Losses Unpaid				Defense and Cost Containment Unpaid				Adjusting and Other Unpaid		23	24	25
	Case Basis		Bulk + IBNR		Case Basis		Bulk + IBNR		Other Unpaid		Salvage and Subrogation Anticipated	Total Net Losses and Expenses Unpaid	Number of Claims Outstanding Direct and Assumed
	13	14	15	16	17	18	19	20	21	22			
	Direct and Assumed	Ceded	Direct and Assumed	Ceded	Direct and Assumed	Ceded	Direct and Assumed	Ceded	Direct and Assumed	Ceded			
Prior 2010													
2011													
Totals													

	Total Losses and Loss Expenses Incurred			Loss and Loss Expense Percentage (Incurred/Premiums Earned)			Nontabular Discount		34	Net Balance Sheet Reserves After Discount	
	26	27	28	29	30	31	32	33	Inter-Company Pooling Participation Percentage	35	36
	Direct and Assumed	Ceded	Net	Direct and Assumed	Ceded	Net	Loss	Loss Expense		Losses Unpaid	Loss Expenses Unpaid
Prior 2010	X X X	X X X	X X X	X X X	X X X	X X X			X X X		
2011											
Totals	X X X	X X X	X X X	X X X	X X X	X X X			X X X		

SCHEDULE P – PART 1L – OTHER
(INCLUDING CREDIT, ACCIDENT AND HEALTH)
(\$000 omitted)

Years in Which Premiums Were Earned and Losses Were Incurred	Premiums Earned			Loss and Loss Expense Payments								12
	1	2	3	Loss Payments		Defense and Cost Containment Payments		Adjusting and Other Payments		10	11	12
				4	5	6	7	8	9			
				Direct and Assumed	Ceded	Net (Cols. 1–2)	Direct and Assumed	Ceded	Direct and Assumed			
1. Prior	XXX	XXX	XXX									XXX
2. 2010												XXX
3. 2011												XXX
4. Totals	XXX	XXX	XXX									XXX

	Losses Unpaid				Defense and Cost Containment Unpaid				Adjusting and Other Unpaid		23	24	25
	Case Basis		Bulk + IBNR		Case Basis		Bulk + IBNR		Other Unpaid		Salvage and Subrogation Anticipated	Total Net Losses and Expenses Unpaid	Number of Claims Outstanding Direct and Assumed
	13	14	15	16	17	18	19	20	21	22			
	Direct and Assumed	Ceded	Direct and Assumed	Ceded	Direct and Assumed	Ceded	Direct and Assumed	Ceded	Direct and Assumed	Ceded			
1. Prior													
2. 2010													
3. 2011													
4. Totals													

	Total Losses and Loss Expenses Incurred			Loss and Loss Expense Percentage (Incurred/Premiums Earned)			Nontabular Discount		34	Net Balance Sheet Reserves After Discount	
	26	27	28	29	30	31	32	33	Inter-Company Pooling Participation Percentage	35	36
	Direct and Assumed	Ceded	Net	Direct and Assumed	Ceded	Net	Loss	Loss Expense		Losses Unpaid	Loss Expenses Unpaid
1. Prior	X X X	X X X	X X X	X X X	X X X	X X X			X X X		
2. 2010											
3. 2011											
4. Totals	X X X	X X X	X X X	X X X	X X X	X X X			X X X		

[illegible]

SCHEDULE P – PART 10 – REINSURANCE
NONPROPORTIONAL ASSUMED LIABILITY
(\$000 omitted)

[illegible][illegible][illegible]

(\$000 omitted)

[illegible][illegible][illegible]

SCHEDULE P – PART 1R – SECTION 1
PRODUCTS LIABILITY – OCCURRENCE
(\$000 omitted)

[illegible][illegible][illegible]

SCHEDULE P – PART 1R – SECTION 2
PRODUCTS LIABILITY – CLAIMS-MADE
(\$000 omitted)

[illegible][illegible][illegible]

SCHEDULE P – PART 1S
FINANCIAL GUARANTY/MORTGAGE GUARANTY
(\$000 omitted)

Years in Which Premiums Were Earned and Losses Were Incurred	Premiums Earned			Loss and Loss Expense Payments								12 Number of Claims Reported Direct and Assumed
	1 Direct and Assumed	2 Ceded	3 Net (Cols. 1-2)	Loss Payments		Defense and Cost Containment Payments		Adjusting and Other Payments		10 Salvage and Subrogation Received	11 Total Net Paid (Cols. 4 - 5 + 6 - 7 + 8 - 9)	
				4 Direct and Assumed	5 Ceded	6 Direct and Assumed	7 Ceded	8 Direct and Assumed	9 Ceded			
1. Prior	XXX	XXX	XXX									XXX
2. 2010												XXX
3. 2011												XXX
4. Totals	XXX	XXX	XXX									XXX

	Losses Unpaid				Defense and Cost Containment Unpaid				Adjusting and Other Unpaid		23 Salvage and Subrogation Anticipated	24 Total Net Losses and Expenses Unpaid	25 Number of Claims Outstanding Direct and Assumed
	Case Basis		Bulk + IBNR		Case Basis		Bulk + IBNR						
	13	14	15	16	17	18	19	20	21	22			
	Direct and Assumed	Ceded	Direct and Assumed	Ceded	Direct and Assumed	Ceded	Direct and Assumed	Ceded	Direct and Assumed	Ceded			
1. Prior													
2. 2010													
3. 2011													
4. Totals													

	Total Losses and Loss Expenses Incurred			Loss and Loss Expense Percentage (Incurred/Premiums Earned)			Nontabular Discount		34 Inter- Company Pooling Participation Percentage	Net Balance Sheet Reserves After Discount	
	26 Direct and Assumed	27 Ceded	28 Net	29 Direct and Assumed	30 Ceded	31 Net	32 Loss	33 Loss Expense		35 Losses Unpaid	36 Loss Expenses Unpaid
1. Prior	X X X	X X X	X X X	X X X	X X X	X X X			X X X		
2. 2010											
3. 2011											
4. Totals	X X X	X X X	X X X	X X X	X X X	X X X			X X X		

SCHEDULE P – PART 1T - WARRANTY

(\$000 omitted)

Years in Which Premiums Were Earned and Losses Were Incurred	Premiums Earned			Loss and Loss Expense Payments								12 Number of Claims Reported Direct and Assumed
	1 Direct and Assumed	2 Ceded	3 Net (Cols. 1-2)	Loss Payments		Defense and Cost Containment Payments		Adjusting and Other Payments		10 Salvage and Subrogation Received	11 Total Net Paid (Cols. 4 - 5 + 6 - 7 + 8 - 9)	
				4 Direct and Assumed	5 Ceded	6 Direct and Assumed	7 Ceded	8 Direct and Assumed	9 Ceded			
1. Prior	X X X	X X X	X X X									X X X
2. 2010												
3. 2011												
4. Totals	X X X	X X X	X X X									X X X

	Losses Unpaid				Defense and Cost Containment Unpaid				Adjusting and Other Unpaid		23	24	25
	Case Basis		Bulk + IBNR		Case Basis		Bulk + IBNR		Other Unpaid		Salvage and Subrogation Anticipated	Total Net Losses and Expenses Unpaid	Number of Claims Outstanding Direct and Assumed
	13	14	15	16	17	18	19	20	21	22			
	Direct and Assumed	Ceded	Direct and Assumed	Ceded	Direct and Assumed	Ceded	Direct and Assumed	Ceded	Direct and Assumed	Ceded			
1. Prior													
2. 2010													
3. 2011													
4. Totals													

	Total Losses and Loss Expenses Incurred			Loss and Loss Expense Percentage (Incurred/Premiums Earned)			Nontabular Discount		34 Inter-Company Pooling Participation Percentage	Net Balance Sheet Reserves After Discount	
	26	27	28	29	30	31	32	33		35	36
	Direct and Assumed	Ceded	Net	Direct and Assumed	Ceded	Net	Loss	Loss Expense		Losses Unpaid	Loss Expenses Unpaid
1. Prior	X X X	X X X	X X X	X X X	X X X	X X X			X X X		
2. 2010											
3. 2011											
4. Totals	X X X	X X X	X X X	X X X	X X X	X X X			X X X		

SCHEDULE P – PART 2A – HOMEOWNERS/FARMOWNERS[illegible]

SCHEDULE P – PART 2B – PRIVATE PASSENGER AUTO LIABILITY/MEDICAL

Years in Which Losses Were Incurred	INCURRED NET LOSSES AND DEFENSE AND COST CONTAINMENT EXPENSES REPORTED AT YEAR END (\$000 OMITTED)										DEVELOPMENT	
	1	2	3	4	5	6	7	8	9	10	11	12
	2002	2003	2004	2005	2006	2007	2008	2009	2010	2011	One Year	Two Year
1. Prior												
2. 2002												
3. 2003	X X X											
4. 2004	X X X	X X X										
5. 2005	X X X	X X X	X X X									
6. 2006	X X X	X X X	X X X	X X X								
7. 2007	X X X	X X X	X X X	X X X	X X X							
8. 2008	X X X	X X X	X X X	X X X	X X X	X X X						
9. 2009	X X X	X X X	X X X	X X X	X X X	X X X	X X X					
10. 2010	X X X	X X X	X X X	X X X	X X X	X X X	X X X	X X X				X X X
11. 2011	X X X	X X X	X X X	X X X	X X X	X X X	X X X	X X X	X X X		X X X	X X X
								12. Totals				

SCHEDULE P – PART 2C – COMMERCIAL AUTO/TRUCK LIABILITY/MEDICAL

[illegible]

SCHEDULE P – PART 2D – WORKERS' COMPENSATION
(EXCLUDING EXCESS WORKERS' COMPENSATION)

[illegible]

SCHEDULE P – PART 2E – COMMERCIAL MULTIPLE PERIL

[illegible]

SCHEDULE P – PART 2F – SECTION 1
MEDICAL PROFESSIONAL LIABILITY – OCCURRENCE

[illegible]

SCHEDULE P – PART 2F – SECTION 2
MEDICAL PROFESSIONAL LIABILITY – CLAIMS-MADE

[illegible]

**SCHEDULE P – PART 2G – SPECIAL LIABILITY
(OCEAN MARINE, AIRCRAFT (ALL PERILS), BOILER AND MACHINERY)**

[illegible]

SCHEDULE P – PART 2H – SECTION 1 – OTHER LIABILITY – OCCURRENCE

[illegible]

SCHEDULE P – PART 2H – SECTION 2 – OTHER LIABILITY – CLAIMS-MADE

Years in Which Losses Were	INCURRED NET LOSSES AND DEFENSE AND COST CONTAINMENT EXPENSES REPORTED AT YEAR END (\$000 OMITTED)										DEVELOPMENT	
	1	2	3	4	5	6	7	8	9	10	11 One	12 Two

SCHEDULE P – PART 2N – REINSURANCE
NONPROPORTIONAL ASSUMED PROPERTY

[illegible]

SCHEDULE P – PART 20 – REINSURANCE
NONPROPORTIONAL ASSUMED LIABILITY

[illegible]

SCHEDULE P – PART 2P – REINSURANCE
NONPROPORTIONAL ASSUMED FINANCIAL LINES

Years in Which Losses Were Incurred	INCURRED NET LOSSES AND DEFENSE AND COST CONTAINMENT EXPENSES REPORTED AT YEAR END (\$000 OMITTED)										DEVELOPMENT	
	1	2	3	4	5	6	7	8	9	10	11	12
	2002	2003	2004	2005	2006	2007	2008	2009	2010	2011	One Year	Two Year
1. Prior												
2. 2002												
3. 2003	X X X											
4. 2004	X X X	X X X										
5. 2005	X X X	X X X	X X X									
6. 2006	X X X	X X X	X X X	X X X								
7. 2007	X X X	X X X	X X X	X X X	X X X							
8. 2008	X X X	X X X	X X X	X X X	X X X	X X X						
9. 2009	X X X	X X X	X X X	X X X	X X X	X X X	X X X					
10. 2010	X X X	X X X	X X X	X X X	X X X	X X X	X X X	X X X				X X X
11. 2011	X X X	X X X	X X X	X X X	X X X	X X X	X X X	X X X	X X X		X X X	X X X

SCHEDULE P – PART 2R – SECTION 1

PRODUCTS LIABILITY – OCCURRENCE

Years in Which Losses Were Incurred	INCURRED NET LOSSES AND DEFENSE AND COST CONTAINMENT EXPENSES REPORTED AT YEAR END (\$000 OMITTED)										DEVELOPMENT	
	1	2	3	4	5	6	7	8	9	10	11	12
	2002	2003	2004	2005	2006	2007	2008	2009	2010	2011	One Year	Two Year
1. Prior												
2. 2002												
3. 2003	XXX											
4. 2004	XXX	XXX										
5. 2005	XXX	XXX	XXX									
6. 2006	XXX	XXX	XXX	XXX								
7. 2007	XXX	XXX	XXX	XXX	XXX							
8. 2008	XXX	XXX	XXX	XXX	XXX	XXX						
9. 2009	XXX	XXX	XXX	XXX	XXX	XXX	XXX					
10. 2010	XXX	XXX	XXX	XXX	XXX	XXX	XXX	XXX				XXX
11. 2011	XXX	XXX	XXX	XXX	XXX	XXX	XXX	XXX	XXX		XXX	XXX
12. Totals												

SCHEDULE P – PART 2R – SECTION 2

PRODUCTS LIABILITY – CLAIMS-MADE

Years in Which Losses Were Incurred	INCURRED NET LOSSES AND DEFENSE AND COST CONTAINMENT EXPENSES REPORTED AT YEAR END (\$000 OMITTED)										DEVELOPMENT	
	1	2	3	4	5	6	7	8	9	10	11	12
	2002	2003	2004	2005	2006	2007	2008	2009	2010	2011	One Year	Two Year
1. Prior												
2. 2002												
3. 2003	XXX											
4. 2004	XXX	XXX										
5. 2005	XXX	XXX	XXX									
6. 2006	XXX	XXX	XXX	XXX								
7. 2007	XXX	XXX	XXX	XXX	XXX							
8. 2008	XXX	XXX	XXX	XXX	XXX	XXX						
9. 2009	XXX	XXX	XXX	XXX	XXX	XXX	XXX					
10. 2010	XXX	XXX	XXX	XXX	XXX	XXX	XXX	XXX				XXX
11. 2011	XXX	XXX	XXX	XXX	XXX	XXX	XXX	XXX	XXX		XXX	XXX
12. Totals												

SCHEDULE P – PART 2S – FINANCIAL GUARANTY/MORTGAGE GUARANTY

Years in Which Losses Were Incurred	INCURRED NET LOSSES AND DEFENSE AND COST CONTAINMENT EXPENSES REPORTED AT YEAR END (\$000 OMITTED)										DEVELOPMENT	
	1	2	3	4	5	6	7	8	9	10	11	12
	2002	2003	2004	2005	2006	2007	2008	2009	2010	2011	One Year	Two Year
1. Prior	XXX	XXX	XXX	XXX	XXX	XXX	XXX					
2. 2010	XXX	XXX	XXX	XXX	XXX	XXX	XXX	XXX				XXX
3. 2011	XXX	XXX	XXX	XXX	XXX	XXX	XXX	XXX	XXX		XXX	XXX
4. Totals												

SCHEDULE P – PART 2T – WARRANTY

Years in Which Losses Were Incurred	INCURRED NET LOSSES AND DEFENSE AND COST CONTAINMENT EXPENSES REPORTED AT YEAR END (\$000 OMITTED)										DEVELOPMENT	
	1	2	3	4	5	6	7	8	9	10	11	12
	2002	2003	2004	2005	2006	2007	2008	2009	2010	2011	One Year	Two Year
1. Prior	XXX	XXX	XXX	XXX	XXX	XXX	XXX					

SCHEDULE P – PART 3A – HOMEOWNERS/FARMOWNERS[illegible]

SCHEDULE P – PART 3B – PRIVATE PASSENGER AUTO LIABILITY/MEDICAL

[illegible]

SCHEDULE P – PART 3C – COMMERCIAL AUTO/TRUCK LIABILITY/MEDICAL

[illegible]

SCHEDULE P – PART 3D – WORKERS' COMPENSATION
(EXCLUDING EXCESS WORKERS' COMPENSATION)

[illegible]

SCHEDULE P – PART 3E – COMMERCIAL MULTIPLE PERIL

[illegible]

SCHEDULE P – PART 3F – SECTION 1[illegible]

SCHEDULE P – PART 3F – SECTION 2

[illegible]**SCHEDULE P – PART 3G – SPECIAL LIABILITY**

Years in Which Losses Were Incurred	CUMULATIVE PAID NET LOSSES AND DEFENSE AND COST CONTAINMENT EXPENSES REPORTED AT YEAR END (\$000 OMITTED)										11	12
	1	2	3	4	5	6	7	8	9	10	Number of Claims Closed With Loss Payment	Number of Claims Closed Without Loss Payment
	2002	2003	2004	2005	2006	2007	2008	2009	2010	2011		
1. Prior	000										XXX	XXX
2. 2002	9	9	9	9	9	9	9	9	9	9	XXX	XXX
3. 2003	XXX										XXX	XXX
4. 2004	XXX	XXX									XXX	XXX
5. 2005	XXX	XXX	XXX								XXX	XXX
6. 2006	XXX	XXX	XXX	XXX							XXX	XXX
7. 2007	XXX	XXX	XXX	XXX	XXX						XXX	XXX
8. 2008	XXX	XXX	XXX	XXX	XXX	XXX					XXX	XXX
9. 2009	XXX	XXX	XXX	XXX	XXX	XXX	XXX				XXX	XXX
10. 2010	XXX	XXX	XXX	XXX	XXX	XXX	XXX	XXX			XXX	XXX
11. 2011	XXX	XXX	XXX	XXX	XXX	XXX	XXX	XXX	XXX		XXX	XXX

SCHEDULE P – PART 3H – SECTION 1 – OTHER LIABILITY – OCCURRENCE

[illegible]

SCHEDULE P – PART 3H – SECTION 2 – OTHER LIABILITY – CLAIMS-MADE

Years in Which Losses Were Incurred	CUMULATIVE PAID NET LOSSES AND DEFENSE AND COST CONTAINMENT EXPENSES REPORTED AT YEAR END (\$000 OMITTED)										11 Number of Claims Closed With Loss Payment	12 Number of Claims Closed Without Loss Payment
	1	2	3	4	5	6	7	8	9	10		
	2002	2003	2004	2005	2006	2007	2008	2009	2010	2011		

INLAND MARINE, EARTHQUAKE, BURGLARY, AND THEFT)

Years in Which Losses Were Incurred	CUMULATIVE PAID NET LOSSES AND DEFENSE AND COST CONTAINMENT EXPENSES REPORTED AT YEAR END (\$000 OMITTED)										11	12
	1	2	3	4	5	6	7	8	9	10	Number of Claims Closed With Loss Payment	Number of Claims Closed Without Loss Payment
	2002	2003	2004	2005	2006	2007	2008	2009	2010	2011		
1. Prior	XXX	XXX	XXX	XXX	XXX	XXX	XXX	000			XXX	XXX
2. 2010	XXX	XXX	XXX	XXX	XXX	XXX	XXX	XXX			XXX	XXX
3. 2011	XXX	XXX	XXX	XXX	XXX	XXX	XXX	XXX	XXX		XXX	XXX

SCHEDULE P – PART 3J – AUTO PHYSICAL DAMAGE

[illegible]**SCHEDULE P – PART 3K – FIDELITY/SURETY**

Years in Which Losses Were Incurred	CUMULATIVE PAID NET LOSSES AND DEFENSE AND COST CONTAINMENT EXPENSES REPORTED AT YEAR END (\$000 OMITTED)										11	12
	1	2	3	4	5	6	7	8	9	10	Number of Claims Closed With Loss Payment	Number of Claims Closed Without Loss Payment
	2002	2003	2004	2005	2006	2007	2008	2009	2010	2011		
1. Prior	XXX	XXX	XXX	XXX	XXX	XXX	XXX	000			XXX	XXX
2. 2010	XXX	XXX	XXX	XXX	XXX	XXX	XXX	XXX			XXX	XXX
3. 2011	XXX	XXX	XXX	XXX	XXX	XXX	XXX	XXX	XXX		XXX	XXX

**SCHEDULE P – PART 3L – OTHER
(INCLUDING CREDIT, ACCIDENT AND HEALTH)**

[illegible]**SCHEDULE P – PART 3M – INTERNATIONAL**[illegible]

SCHEDULE P – PART 3N – REINSURANCE NONPROPORTIONAL ASSUMED PROPERTY

Years in Which Losses Were Incurred	CUMULATIVE PAID NET LOSSES AND DEFENSE AND COST CONTAINMENT EXPENSES REPORTED AT YEAR END (\$000 OMITTED)										11 Number of Claims Closed With Loss Payment	12 Number of Claims Closed Without Loss Payment
	1 2002	2 2003	3 2004	4 2005	5 2006	6 2007	7 2008	8 2009	9 2010	10 2011		
1. Prior	000										XXX	XXX
2. 2002											XXX	XXX
3. 2003	XXX										XXX	XXX
4. 2004	XXX	XXX									XXX	XXX
5. 2005	XXX	XXX	XXX								XXX	XXX
6. 2006	XXX	XXX	XXX	XXX							XXX	XXX
7. 2007	XXX	XXX	XXX	XXX	XXX						XXX	XXX
8. 2008	XXX	XXX	XXX	XXX	XXX	XXX					XXX	XXX
9. 2009	XXX	XXX	XXX	XXX	XXX	XXX	XXX				XXX	XXX
10. 2010	XXX	XXX	XXX	XXX	XXX	XXX	XXX	XXX			XXX	XXX
11. 2011	XXX	XXX	XXX	XXX	XXX	XXX	XXX	XXX	XXX		XXX	XXX

SCHEDULE P – PART 3O – REINSURANCE NONPROPORTIONAL ASSUMED LIABILITY

Years in Which Losses Were Incurred	CUMULATIVE PAID NET LOSSES AND DEFENSE AND COST CONTAINMENT EXPENSES REPORTED AT YEAR END (\$000 OMITTED)										11 Number of Claims Closed With Loss Payment	12 Number of Claims Closed Without Loss Payment
	1 2002	2 2003	3 2004	4 2005	5 2006	6 2007	7 2008	8 2009	9 2010	10 2011		
1. Prior	000										XXX	XXX
2. 2002											XXX	XXX
3. 2003	XXX										XXX	XXX
4. 2004	XXX	XXX									XXX	XXX
5. 2005	XXX	XXX	XXX								XXX	XXX
6. 2006	XXX	XXX	XXX	XXX							XXX	XXX
7. 2007	XXX	XXX	XXX	XXX	XXX						XXX	XXX
8. 2008	XXX	XXX	XXX	XXX	XXX	XXX					XXX	XXX
9. 2009	XXX	XXX	XXX	XXX	XXX	XXX	XXX				XXX	XXX
10. 2010	XXX	XXX	XXX	XXX	XXX	XXX	XXX	XXX			XXX	XXX
11. 2011	XXX	XXX	XXX	XXX	XXX	XXX	XXX	XXX	XXX		XXX	XXX

SCHEDULE P – PART 3P – REINSURANCE NONPROPORTIONAL ASSUMED FINANCIAL LINES

Years in Which Losses Were Incurred	CUMULATIVE PAID NET LOSSES AND DEFENSE AND COST CONTAINMENT EXPENSES REPORTED AT YEAR END (\$000 OMITTED)										11 Number of Claims Closed With Loss Payment	12 Number of Claims Closed Without Loss Payment
	1 2002	2 2003	3 2004	4 2005	5 2006	6 2007	7 2008	8 2009	9 2010	10 2011		
1. Prior	000										XXX	XXX
2. 2002											XXX	XXX
3. 2003	XXX										XXX	XXX
4. 2004	XXX	XXX									XXX	XXX
5. 2005	XXX	XXX	XXX								XXX	XXX
6. 2006	XXX	XXX	XXX	XXX							XXX	XXX
7. 2007	XXX	XXX	XXX	XXX	XXX						XXX	XXX
8. 2008	XXX	XXX	XXX	XXX	XXX	XXX					XXX	XXX

SCHEDULE P – PART 3R – SECTION 1 PRODUCTS LIABILITY – OCCURRENCE

Years in Which Losses Were Incurred	CUMULATIVE PAID NET LOSSES AND DEFENSE AND COST CONTAINMENT EXPENSES REPORTED AT YEAR END (\$000 OMITTED)										11 Number of Claims Closed With Loss Payment	12 Number of Claims Closed Without Loss Payment
	1	2	3	4	5	6	7	8	9	10		
	2002	2003	2004	2005	2006	2007	2008	2009	2010	2011		
1. Prior	000											
2. 2002												
3. 2003	XXX											
4. 2004	XXX	XXX										
5. 2005	XXX	XXX	XXX									
6. 2006	XXX	XXX	XXX	XXX								
7. 2007	XXX	XXX	XXX	XXX	XXX							
8. 2008	XXX	XXX	XXX	XXX	XXX	XXX						
9. 2009	XXX	XXX	XXX	XXX	XXX	XXX	XXX					
10. 2010	XXX	XXX	XXX	XXX	XXX	XXX	XXX	XXX				
11. 2011	XXX	XXX	XXX	XXX	XXX	XXX	XXX	XXX	XXX			

SCHEDULE P – PART 3R – SECTION 2 PRODUCTS LIABILITY – CLAIMS-MADE

Years in Which Losses Were Incurred	CUMULATIVE PAID NET LOSSES AND DEFENSE AND COST CONTAINMENT EXPENSES REPORTED AT YEAR END (\$000 OMITTED)										11 Number of Claims Closed With Loss Payment	12 Number of Claims Closed Without Loss Payment
	1	2	3	4	5	6	7	8	9	10		
	2002	2003	2004	2005	2006	2007	2008	2009	2010	2011		
1. Prior	000											
2. 2002												
3. 2003	XXX											
4. 2004	XXX	XXX										
5. 2005	XXX	XXX	XXX									
6. 2006	XXX	XXX	XXX	XXX								
7. 2007	XXX	XXX	XXX	XXX	XXX							
8. 2008	XXX	XXX	XXX	XXX	XXX	XXX						
9. 2009	XXX	XXX	XXX	XXX	XXX	XXX	XXX					
10. 2010	XXX	XXX	XXX	XXX	XXX	XXX	XXX	XXX				
11. 2011	XXX	XXX	XXX	XXX	XXX	XXX	XXX	XXX	XXX			

SCHEDULE P – PART 3S – FINANCIAL GUARANTY/MORTGAGE GUARANTY

Years in Which Losses Were Incurred	CUMULATIVE PAID NET LOSSES AND DEFENSE AND COST CONTAINMENT EXPENSES REPORTED AT YEAR END (\$000 OMITTED)										11 Number of Claims Closed With Loss Payment	12 Number of Claims Closed Without Loss Payment
	1	2	3	4	5	6	7	8	9	10		
	2002	2003	2004	2005	2006	2007	2008	2009	2010	2011		
1. Prior	XXX	XXX	XXX	XXX	XXX	XXX	XXX	000			XXX	XXX
2. 2010	XXX	XXX	XXX	XXX	XXX	XXX	XXX	XXX			XXX	XXX
3. 2011	XXX	XXX	XXX	XXX	XXX	XXX	XXX	XXX	XXX		XXX	XXX

SCHEDULE P – PART 3T - WARRANTY

Years in Which	CUMULATIVE PAID NET LOSSES AND DEFENSE AND COST CONTAINMENT EXPENSES REPORTED AT YEAR END (\$000 OMITTED)										11 Number of Claims Closed With	12 Number of Claims Closed
	1	2	3	4	5	6	7	8	9	10		

SCHEDULE P – PART 4A – HOMEOWNERS/FARMOWNERS[illegible]

SCHEDULE P – PART 4B – PRIVATE PASSENGER AUTO LIABILITY/MEDICAL

[illegible]

SCHEDULE P – PART 4C – COMMERCIAL AUTO/TRUCK LIABILITY/MEDICAL

[illegible]

SCHEDULE P – PART 4D – WORKERS' COMPENSATION
(EXCLUDING EXCESS WORKERS' COMPENSATION)

[illegible]**SCHEDULE P – PART 4E – COMMERCIAL MULTIPLE PERIL**

Years in Which Losses Were Incurred	BULK AND IBNR RESERVES ON NET LOSSES AND DEFENSE AND COST CONTAINMENT EXPENSES REPORTED AT YEAR END (\$000 OMITTED)									
	1	2	3	4	5	6	7	8	9	10
	2002	2003	2004	2005	2006	2007	2008	2009	2010	2011

SCHEDULE P – PART 4F – SECTION 1
MEDICAL PROFESSIONAL LIABILITY – OCCURRENCE

[illegible]

SCHEDULE P – PART 4F – SECTION 2
MEDICAL PROFESSIONAL LIABILITY – CLAIMS-MADE

[illegible]

**SCHEDULE P – PART 4G – SPECIAL LIABILITY
(OCEAN MARINE, AIRCRAFT (ALL PERILS), BOILER AND MACHINERY)**

[illegible]

SCHEDULE P – PART 4H – SECTION 1 – OTHER LIABILITY – OCCURRENCE

[illegible]

SCHEDULE P – PART 4H – SECTION 2 – OTHER LIABILITY – CLAIMS-MADE

[illegible]

SCHEDULE P – PART 4I – SPECIAL PROPERTY (FIRE, ALLIED LINES, INLAND MARINE, EARTHQUAKE, BURGLARY AND THEFT)

Years in Which Losses Were Incurred	BULK AND IBNR RESERVES ON NET LOSSES AND DEFENSE AND COST CONTAINMENT EXPENSES REPORTED AT YEAR END (\$000 OMITTED)									
	1	2	3	4	5	6	7	8	9	10
	2002	2003	2004	2005	2006	2007	2008	2009	2010	2011
1. Prior	XXX	XXX	XXX	XXX	XXX	XXX	XXX			
2. 2010	XXX	XXX	XXX	XXX	XXX	XXX	XXX	XXX		
3. 2011	XXX	XXX	XXX	XXX	XXX	XXX	XXX	XXX	XXX	

SCHEDULE P – PART 4J – AUTO PHYSICAL DAMAGE

Years in Which Losses Were Incurred	BULK AND IBNR RESERVES ON NET LOSSES AND DEFENSE AND COST CONTAINMENT EXPENSES REPORTED AT YEAR END (\$000 OMITTED)									
	1	2	3	4	5	6	7	8	9	10
	2002	2003	2004	2005	2006	2007	2008	2009	2010	2011
1. Prior	XXX	XXX	XXX	XXX	XXX	XXX	XXX			
2. 2010	XXX	XXX	XXX	XXX	XXX	XXX	XXX	XXX		
3. 2011	XXX	XXX	XXX	XXX	XXX	XXX	XXX	XXX	XXX	

SCHEDULE P – PART 4K – FIDELITY/SURETY

Years in Which Losses Were Incurred	BULK AND IBNR RESERVES ON NET LOSSES AND DEFENSE AND COST CONTAINMENT EXPENSES REPORTED AT YEAR END (\$000 OMITTED)									
	1	2	3	4	5	6	7	8	9	10
	2002	2003	2004	2005	2006	2007	2008	2009	2010	2011
1. Prior	XXX	XXX	XXX	XXX	XXX	XXX	XXX			
2. 2010	XXX	XXX	XXX	XXX	XXX	XXX	XXX	XXX		
3. 2011	XXX	XXX	XXX	XXX	XXX	XXX	XXX	XXX	XXX	

SCHEDULE P – PART 4L – OTHER (INCLUDING CREDIT, ACCIDENT AND HEALTH)

Years in Which Losses Were Incurred	BULK AND IBNR RESERVES ON NET LOSSES AND DEFENSE AND COST CONTAINMENT EXPENSES REPORTED AT YEAR END (\$000 OMITTED)									
	1	2	3	4	5	6	7	8	9	10
	2002	2003	2004	2005	2006	2007	2008	2009	2010	2011
1. Prior	XXX	XXX	XXX	XXX	XXX	XXX	XXX			
2. 2010	XXX	XXX	XXX	XXX	XXX	XXX	XXX	XXX		
3. 2011	XXX	XXX	XXX	XXX	XXX	XXX	XXX	XXX	XXX	

SCHEDULE P – PART 4M – INTERNATIONAL

Years in Which Losses Were Incurred	BULK AND IBNR RESERVES ON NET LOSSES AND DEFENSE AND COST CONTAINMENT EXPENSES REPORTED AT YEAR END (\$000 OMITTED)									
	1	2	3	4	5	6	7	8	9	10
	2002	2003	2004	2005	2006	2007	2008	2009	2010	2011
1. Prior										
2. 2002										
3. 2003	XXX									
4. 2004	XXX	XXX								
5. 2005	XXX	XXX	XXX							

SCHEDULE P – PART 4N – REINSURANCE NONPROPORTIONAL ASSUMED PROPERTY

Years in Which Losses Were Incurred	BULK AND IBNR RESERVES ON NET LOSSES AND DEFENSE AND COST CONTAINMENT EXPENSES REPORTED AT YEAR END (\$000 OMITTED)									
	1	2	3	4	5	6	7	8	9	10
	2002	2003	2004	2005	2006	2007	2008	2009	2010	2011
1. Prior										
2. 2002										
3. 2003	XXX									
4. 2004	XXX	XXX								
5. 2005	XXX	XXX	XXX							
6. 2006	XXX	XXX	XXX	XXX						
7. 2007	XXX	XXX	XXX	XXX	XXX					
8. 2008	XXX	XXX	XXX	XXX	XXX	XXX				
9. 2009	XXX	XXX	XXX	XXX	XXX	XXX	XXX			
10. 2010	XXX	XXX	XXX	XXX	XXX	XXX	XXX	XXX		
11. 2011	XXX	XXX	XXX	XXX	XXX	XXX	XXX	XXX	XXX	

SCHEDULE P – PART 4O – REINSURANCE NONPROPORTIONAL ASSUMED LIABILITY

Years in Which Losses Were Incurred	BULK AND IBNR RESERVES ON NET LOSSES AND DEFENSE AND COST CONTAINMENT EXPENSES REPORTED AT YEAR END (\$000 OMITTED)									
	1	2	3	4	5	6	7	8	9	10
	2002	2003	2004	2005	2006	2007	2008	2009	2010	2011
1. Prior										
2. 2002										
3. 2003	XXX									
4. 2004	XXX	XXX								
5. 2005	XXX	XXX	XXX							
6. 2006	XXX	XXX	XXX	XXX						
7. 2007	XXX	XXX	XXX	XXX	XXX					
8. 2008	XXX	XXX	XXX	XXX	XXX	XXX				
9. 2009	XXX	XXX	XXX	XXX	XXX	XXX	XXX			
10. 2010	XXX	XXX	XXX	XXX	XXX	XXX	XXX	XXX		
11. 2011	XXX	XXX	XXX	XXX	XXX	XXX	XXX	XXX	XXX	

SCHEDULE P – PART 4P – REINSURANCE NONPROPORTIONAL ASSUMED FINANCIAL LINES

Years in Which Losses Were Incurred	BULK AND IBNR RESERVES ON NET LOSSES AND DEFENSE AND COST CONTAINMENT EXPENSES REPORTED AT YEAR END (\$000 OMITTED)									
	1	2	3	4	5	6	7	8	9	10
	2002	2003	2004	2005	2006	2007	2008	2009	2010	2011
1. Prior										
2. 2002										
3. 2003	XXX									
4. 2004	XXX	XXX								
5. 2005	XXX	XXX	XXX							
6. 2006	XXX	XXX	XXX	XXX						
7. 2007	XXX	XXX	XXX	XXX	XXX					

SECTION 1

[illegible]

SECTION 2

[illegible]

SECTION 3

[illegible]

SECTION 1

[illegible]

SECTION 2

[illegible]

SECTION 3

[illegible]

SCHEDULE P – PART 5C – COMMERCIAL AUTO/TRUCK LIABILITY/MEDICAL
SECTION 1

[illegible]

SECTION 2

[illegible]

SECTION 3

[illegible]

SECTION 1

SCHEDULE P – PART 5E – COMMERCIAL MULTIPLE PERIL

SECTION 1

[illegible]

SECTION 2

[illegible]

SECTION 3

[illegible]

SECTION 1A

[illegible]

SECTION 2A

[illegible]

SECTION 3A

[illegible]

SECTION 1B

SECTION 2B

SECTION 3B

[illegible]

SCHEDULE P – PART 5H – OTHER LIABILITY – OCCURRENCE

SECTION 1A

[illegible]

SECTION 2A

[illegible]

SECTION 3A

[illegible]

SCHEDULE P – PART 5H – OTHER LIABILITY – CLAIMS-MADE

SECTION 1B

[illegible]

SECTION 2B

[illegible]

SECTION 3B

[illegible]

SECTION 1A

SECTION 2A

SECTION 3A

[illegible]

SCHEDULE P – PART 5R – PRODUCTS LIABILITY – CLAIMS-MADE
SECTION 1B

[illegible]

SECTION 2B

[illegible]

SECTION 3B

[illegible]

[illegible]

Years in Which Premiums Were Earned and Losses Were Incurred	CUMULATIVE PREMIUMS EARNED CEDED AT YEAR END (\$000 OMITTED)										11
	1	2	3	4	5	6	7	8	9	10	Current Year Premiums Earned
	2002	2003	2004	2005	2006	2007	2008	2009	2010	2011	
1. Prior											
2. 2002											
3. 2003	X X X										
4. 2004	X X X	X X X									
5. 2005	X X X	X X X	X X X								
6. 2006	X X X	X X X	X X X	X X X							
7. 2007	X X X	X X X	X X X	X X X	X X X						
8. 2008	X X X	X X X	X X X	X X X	X X X	X X X					
9. 2009	X X X	X X X	X X X	X X X	X X X	X X X	X X X				

SCHEDULE P – PART 6E – COMMERCIAL MULTIPLE PERIL**SECTION 1**

Years in Which Premiums Were Earned and Losses Were Incurred	CUMULATIVE PREMIUMS EARNED DIRECT AND ASSUMED AT YEAR END (\$000 OMITTED)										11 Current Year Premiums Earned
	1 2002	2 2003	3 2004	4 2005	5 2006	6 2007	7 2008	8 2009	9 2010	10 2011	
1. Prior											
2. 2002											
3. 2003	XXX										
4. 2004	XXX	XXX									
5. 2005	XXX	XXX	XXX								
6. 2006	XXX	XXX	XXX	XXX							
7. 2007	XXX	XXX	XXX	XXX	XXX						
8. 2008	XXX	XXX	XXX	XXX	XXX	XXX					
9. 2009	XXX	XXX	XXX	XXX	XXX	XXX	XXX				
10. 2010	XXX	XXX	XXX	XXX	XXX	XXX	XXX	XXX			
11. 2011	XXX	XXX	XXX	XXX	XXX	XXX	XXX	XXX	XXX		
12. Total	XXX	XXX	XXX	XXX	XXX	XXX	XXX	XXX	XXX	XXX	
13. Earned Premiums (Sc P-Pt 1)											XXX

SECTION 2

Years in Which Premiums Were Earned and Losses Were Incurred	CUMULATIVE PREMIUMS EARNED CEDED AT YEAR END (\$000 OMITTED)										11 Current Year Premiums Earned
	1 2002	2 2003	3 2004	4 2005	5 2006	6 2007	7 2008	8 2009	9 2010	10 2011	
1. Prior											
2. 2002											
3. 2003	XXX										
4. 2004	XXX	XXX									
5. 2005	XXX	XXX	XXX								
6. 2006	XXX	XXX	XXX	XXX							
7. 2007	XXX	XXX	XXX	XXX	XXX						
8. 2008	XXX	XXX	XXX	XXX	XXX	XXX					
9. 2009	XXX	XXX	XXX	XXX	XXX	XXX	XXX				
10. 2010	XXX	XXX	XXX	XXX	XXX	XXX	XXX	XXX			
11. 2011	XXX	XXX	XXX	XXX	XXX	XXX	XXX	XXX	XXX		
12. Total	XXX	XXX	XXX	XXX	XXX	XXX	XXX	XXX	XXX	XXX	
13. Earned Premiums (Sc P-Pt 1)											XXX

SCHEDULE P – PART 6H – OTHER LIABILITY – OCCURRENCE**SECTION 1A**

Years in Which Premiums Were Earned and Losses Were Incurred	CUMULATIVE PREMIUMS EARNED DIRECT AND ASSUMED AT YEAR END (\$000 OMITTED)										11 Current Year Premiums Earned
	1 2002	2 2003	3 2004	4 2005	5 2006	6 2007	7 2008	8 2009	9 2010	10 2011	
1. Prior											
2. 2002											
3. 2003	XXX										
4. 2004	XXX	XXX									
5. 2005	XXX	XXX	XXX								
6. 2006	XXX	XXX	XXX	XXX							
7. 2007	XXX	XXX	XXX	XXX	XXX						
8. 2008	XXX	XXX	XXX	XXX	XXX	XXX					
9. 2009	XXX	XXX	XXX	XXX	XXX	XXX	XXX				
10. 2010	XXX	XXX	XXX	XXX	XXX	XXX	XXX	XXX			
11. 2011	XXX	XXX	XXX	XXX	XXX	XXX	XXX	XXX	XXX		
12. Total	XXX	XXX	XXX	XXX	XXX	XXX	XXX	XXX	XXX	XXX	
13. Earned Premiums (Sc P-Pt 1)											XXX

SECTION 2A

Years in Which Premiums Were Earned and Losses Were Incurred	CUMULATIVE PREMIUMS EARNED CEDED AT YEAR END (\$000 OMITTED)										11 Current Year Premiums Earned
	1 2002	2 2003	3 2004	4 2005	5 2006	6 2007	7 2008	8 2009	9 2010	10 2011	
1. Prior											
2. 2002											
3. 2003	XXX										
4. 2004	XXX	XXX									
5. 2005	XXX	XXX	XXX								
6. 2006	XXX	XXX	XXX	XXX							
7. 2007	XXX	XXX	XXX	XXX	XXX						
8. 2008	XXX	XXX	XXX	XXX	XXX	XXX					

SCHEDULE P – PART 6H – OTHER LIABILITY – CLAIMS-MADE**SECTION 1B**

Years in Which Premiums Were Earned and Losses Were Incurred	CUMULATIVE PREMIUMS EARNED DIRECT AND ASSUMED AT YEAR END (\$000 OMITTED)										11 Current Year Premiums Earned
	1 2002	2 2003	3 2004	4 2005	5 2006	6 2007	7 2008	8 2009	9 2010	10 2011	
1. Prior											
2. 2002											
3. 2003	XXX										
4. 2004	XXX	XXX									
5. 2005	XXX	XXX	XXX								
6. 2006	XXX	XXX	XXX	XXX							
7. 2007	XXX	XXX	XXX	XXX	XXX						
8. 2008	XXX	XXX	XXX	XXX	XXX	XXX					
9. 2009	XXX	XXX	XXX	XXX	XXX	XXX	XXX				
10. 2010	XXX	XXX	XXX	XXX	XXX	XXX	XXX	XXX			
11. 2011	XXX	XXX	XXX	XXX	XXX	XXX	XXX	XXX	XXX		
12. Total	XXX	XXX	XXX	XXX	XXX	XXX	XXX	XXX	XXX	XXX	
13. Earned Premiums (Sc P-Pt 1)											XXX

SECTION 2B

Years in Which Premiums Were Earned and Losses Were Incurred	CUMULATIVE PREMIUMS EARNED CEDED AT YEAR END (\$000 OMITTED)										11 Current Year Premiums Earned
	1 2002	2 2003	3 2004	4 2005	5 2006	6 2007	7 2008	8 2009	9 2010	10 2011	
1. Prior											
2. 2002											
3. 2003	XXX										
4. 2004	XXX	XXX									
5. 2005	XXX	XXX	XXX								
6. 2006	XXX	XXX	XXX	XXX							
7. 2007	XXX	XXX	XXX	XXX	XXX						
8. 2008	XXX	XXX	XXX	XXX	XXX	XXX					
9. 2009	XXX	XXX	XXX	XXX	XXX	XXX	XXX				
10. 2010	XXX	XXX	XXX	XXX	XXX	XXX	XXX	XXX			
11. 2011	XXX	XXX	XXX	XXX	XXX	XXX	XXX	XXX	XXX		
12. Total	XXX	XXX	XXX	XXX	XXX	XXX	XXX	XXX	XXX	XXX	
13. Earned Premiums (Sc P-Pt 1)											XXX

SCHEDULE P – PART 6M – INTERNATIONAL**SECTION 1**

Years in Which Premiums Were Earned and Losses Were Incurred	CUMULATIVE PREMIUMS EARNED DIRECT AND ASSUMED AT YEAR END (\$000 OMITTED)										11 Current Year Premiums Earned
	1 2002	2 2003	3 2004	4 2005	5 2006	6 2007	7 2008	8 2009	9 2010	10 2011	
1. Prior											
2. 2002											
3. 2003	XXX										
4. 2004	XXX	XXX									
5. 2005	XXX	XXX	XXX								
6. 2006	XXX	XXX	XXX	XXX							
7. 2007	XXX	XXX	XXX	XXX	XXX						
8. 2008	XXX	XXX	XXX	XXX	XXX	XXX					
9. 2009	XXX	XXX	XXX	XXX	XXX	XXX	XXX				
10. 2010	XXX	XXX	XXX	XXX	XXX	XXX	XXX	XXX			
11. 2011	XXX	XXX	XXX	XXX	XXX	XXX	XXX	XXX	XXX		
12. Total	XXX	XXX	XXX	XXX	XXX	XXX	XXX	XXX	XXX	XXX	
13. Earned Premiums (Sc P-Pt 1)											XXX

SECTION 2

Years in Which Premiums Were Earned and Losses Were Incurred	CUMULATIVE PREMIUMS EARNED CEDED AT YEAR END (\$000 OMITTED)										11 Current Year Premiums Earned
	1 2002	2 2003	3 2004	4 2005	5 2006	6 2007	7 2008	8 2009	9 2010	10 2011	
1. Prior											
2. 2002											
3. 2003	XXX										
4. 2004	XXX	XXX									
5. 2005	XXX	XXX	XXX								
6. 2006	XXX	XXX	XXX	XXX							
7. 2007	XXX	XXX	XXX	XXX	XXX						
8. 2008	XXX	XXX	XXX	XXX	XXX	XXX					

SCHEDULE P – PART 6N – REINSURANCE NONPROPORTIONAL ASSUMED PROPERTY

SECTION 1

Years in Which Premiums Were Earned and Losses Were Incurred	CUMULATIVE PREMIUMS EARNED DIRECT AND ASSUMED AT YEAR END (\$000 OMITTED)										11 Current Year Premiums Earned
	1 2002	2 2003	3 2004	4 2005	5 2006	6 2007	7 2008	8 2009	9 2010	10 2011	
1. Prior											
2. 2002											
3. 2003	XXX										
4. 2004	XXX	XXX									
5. 2005	XXX	XXX	XXX								
6. 2006	XXX	XXX	XXX	XXX							
7. 2007	XXX	XXX	XXX	XXX	XXX						
8. 2008	XXX	XXX	XXX	XXX	XXX	XXX					
9. 2009	XXX	XXX	XXX	XXX	XXX	XXX	XXX				
10. 2010	XXX	XXX	XXX	XXX	XXX	XXX	XXX	XXX			
11. 2011	XXX	XXX	XXX	XXX	XXX	XXX	XXX	XXX	XXX		
12. Total	XXX	XXX	XXX	XXX	XXX	XXX	XXX	XXX	XXX	XXX	
13. Earned Premiums (Sc P-Pt 1)											XXX

SECTION 2

Years in Which Premiums Were Earned and Losses Were Incurred	CUMULATIVE PREMIUMS EARNED CEDED AT YEAR END (\$000 OMITTED)										11 Current Year Premiums Earned
	1 2002	2 2003	3 2004	4 2005	5 2006	6 2007	7 2008	8 2009	9 2010	10 2011	
1. Prior											
2. 2002											
3. 2003	XXX										
4. 2004	XXX	XXX									
5. 2005	XXX	XXX	XXX								
6. 2006	XXX	XXX	XXX	XXX							
7. 2007	XXX	XXX	XXX	XXX	XXX						
8. 2008	XXX	XXX	XXX	XXX	XXX	XXX					
9. 2009	XXX	XXX	XXX	XXX	XXX	XXX	XXX				
10. 2010	XXX	XXX	XXX	XXX	XXX	XXX	XXX	XXX			
11. 2011	XXX	XXX	XXX	XXX	XXX	XXX	XXX	XXX	XXX		
12. Total	XXX	XXX	XXX	XXX	XXX	XXX	XXX	XXX	XXX	XXX	
13. Earned Premiums (Sc P-Pt 1)											XXX

SCHEDULE P – PART 6O – REINSURANCE NONPROPORTIONAL ASSUMED LIABILITY

SECTION 1

Years in Which Premiums Were Earned and Losses Were Incurred	CUMULATIVE PREMIUMS EARNED DIRECT AND ASSUMED AT YEAR END (\$000 OMITTED)										11 Current Year Premiums Earned
	1 2002	2 2003	3 2004	4 2005	5 2006	6 2007	7 2008	8 2009	9 2010	10 2011	
1. Prior											
2. 2002											
3. 2003	XXX										
4. 2004	XXX	XXX									
5. 2005	XXX	XXX	XXX								
6. 2006	XXX	XXX	XXX	XXX							
7. 2007	XXX	XXX	XXX	XXX	XXX						
8. 2008	XXX	XXX	XXX	XXX	XXX	XXX					
9. 2009	XXX	XXX	XXX	XXX	XXX	XXX	XXX				
10. 2010	XXX	XXX	XXX	XXX	XXX	XXX	XXX	XXX			
11. 2011	XXX	XXX	XXX	XXX	XXX	XXX	XXX	XXX	XXX		
12. Total	XXX	XXX	XXX	XXX	XXX	XXX	XXX	XXX	XXX	XXX	
13. Earned Premiums (Sc P-Pt 1)											XXX

SECTION 2

Years in Which Premiums Were Earned and Losses Were Incurred	CUMULATIVE PREMIUMS EARNED CEDED AT YEAR END (\$000 OMITTED)										11 Current Year Premiums Earned
	1 2002	2 2003	3 2004	4 2005	5 2006	6 2007	7 2008	8 2009	9 2010	10 2011	
1. Prior											
2. 2002											
3. 2003	XXX										
4. 2004	XXX	XXX									
5. 2005	XXX	XXX	XXX								
6. 2006	XXX	XXX	XXX	XXX							

SCHEDULE P – PART 6R – PRODUCTS LIABILITY – OCCURRENCE

SECTION 1A

Years in Which Premiums Were Earned and Losses Were Incurred	CUMULATIVE PREMIUMS EARNED DIRECT AND ASSUMED AT YEAR END (\$000 OMITTED)										11 Current Year Premiums Earned
	1 2002	2 2003	3 2004	4 2005	5 2006	6 2007	7 2008	8 2009	9 2010	10 2011	
1. Prior											
2. 2002											
3. 2003	XXX										
4. 2004	XXX	XXX									
5. 2005	XXX	XXX	XXX								
6. 2006	XXX	XXX	XXX	XXX							
7. 2007	XXX	XXX	XXX	XXX	XXX						
8. 2008	XXX	XXX	XXX	XXX	XXX	XXX					
9. 2009	XXX	XXX	XXX	XXX	XXX	XXX	XXX				
10. 2010	XXX	XXX	XXX	XXX	XXX	XXX	XXX	XXX			
11. 2011	XXX	XXX	XXX	XXX	XXX	XXX	XXX	XXX	XXX		
12. Total	XXX	XXX	XXX	XXX	XXX	XXX	XXX	XXX	XXX	XXX	
13. Earned Premiums (Sc P-Pt 1)											XXX

SECTION 2A

Years in Which Premiums Were Earned and Losses Were Incurred	CUMULATIVE PREMIUMS EARNED CEDED AT YEAR END (\$000 OMITTED)										11 Current Year Premiums Earned
	1 2002	2 2003	3 2004	4 2005	5 2006	6 2007	7 2008	8 2009	9 2010	10 2011	
1. Prior											
2. 2002											
3. 2003	XXX										
4. 2004	XXX	XXX									
5. 2005	XXX	XXX	XXX								
6. 2006	XXX	XXX	XXX	XXX							
7. 2007	XXX	XXX	XXX	XXX	XXX						
8. 2008	XXX	XXX	XXX	XXX	XXX	XXX					
9. 2009	XXX	XXX	XXX	XXX	XXX	XXX	XXX				
10. 2010	XXX	XXX	XXX	XXX	XXX	XXX	XXX	XXX			
11. 2011	XXX	XXX	XXX	XXX	XXX	XXX	XXX	XXX	XXX		
12. Total	XXX	XXX	XXX	XXX	XXX	XXX	XXX	XXX	XXX	XXX	
13. Earned Premiums (Sc P-Pt 1)											XXX

SCHEDULE P – PART 6R – PRODUCTS LIABILITY – CLAIMS-MADE

SECTION 1B

Years in Which Premiums Were Earned and Losses Were Incurred	CUMULATIVE PREMIUMS EARNED DIRECT AND ASSUMED AT YEAR END (\$000 OMITTED)										11 Current Year Premiums Earned
	1 2002	2 2003	3 2004	4 2005	5 2006	6 2007	7 2008	8 2009	9 2010	10 2011	
1. Prior											
2. 2002											
3. 2003	XXX										
4. 2004	XXX	XXX									
5. 2005	XXX	XXX	XXX								
6. 2006	XXX	XXX	XXX	XXX							
7. 2007	XXX	XXX	XXX	XXX	XXX						
8. 2008	XXX	XXX	XXX	XXX	XXX	XXX					
9. 2009	XXX	XXX	XXX	XXX	XXX	XXX	XXX				
10. 2010	XXX	XXX	XXX	XXX	XXX	XXX	XXX	XXX			
11. 2011	XXX	XXX	XXX	XXX	XXX	XXX	XXX	XXX	XXX		
12. Total	XXX	XXX	XXX	XXX	XXX	XXX	XXX	XXX	XXX	XXX	
13. Earned Premiums (Sc P-Pt 1)											XXX

SECTION 2B

Years in Which Premiums Were Earned and Losses Were Incurred	CUMULATIVE PREMIUMS EARNED CEDED AT YEAR END (\$000 OMITTED)										11 Current Year Premiums Earned
	1 2002	2 2003	3 2004	4 2005	5 2006	6 2007	7 2008	8 2009	9 2010	10 2011	
1. Prior											
2. 2002											
3. 2003	XXX										
4. 2004	XXX	XXX									
5. 2005	XXX	XXX	XXX								
6. 2006	XXX	XXX	XXX	XXX							
7. 2007	XXX	XXX	XXX	XXX	XXX						
8. 2008	XXX	XXX	XXX	XXX	XXX	XXX					

SCHEDULE P – PART 7A – PRIMARY LOSS SENSITIVE CONTRACTS

(\$000 omitted)

SECTION 1

Schedule P - Part 1	1 Total Net Losses and Expenses Unpaid	2 Net Losses and Expenses Unpaid on Loss Sensitive Contracts	3 Loss Sensitive as Percentage of Total	4 Total Net Premiums Written	5 Net Premiums Written on Loss Sensitive Contracts	6 Loss Sensitive as Percentage of Total
1. Homeowners/Farmowners						
2. Private Passenger Auto Liability/Medical						
3. Commercial Auto/Truck Liability/Medical						
4. Workers' Compensation						
5. Commercial Multiple Peril						
6. Medical Professional Liability - Occurrence						
7. Medical Professional Liability - Claims-made						
8. Special Liability						
9. Other Liability - Occurrence						
10. Other Liabilities - Claims-made						
11. Special Property						
12. Auto Physical Damage						
13. Fidelity/ Surety						
14. Other						
15. International						
16. Reinsurance-Nonproportional Assumed Property	XXX	XXX	XXX	XXX	XXX	XXX
17. Reinsurance-Nonproportional Assumed Liability	XXX	XXX	XXX	XXX	XXX	XXX
18. Reinsurance-Nonproportional Assumed Financial Lines	XXX	XXX	XXX	XXX	XXX	XXX
19. Products Liability - Occurrence						
20. Products Liability - Claims-made						
21. Financial Guaranty/Mortgage Guaranty						
22. Warranty						
23. Totals						

SECTION 2

[illegible]

SECTION 3

[illegible]

PRIMARY LOSS SENSITIVE CONTRACTS (Continued)

SECTION 4

[illegible]

SECTION 5

[illegible]

(\$000 omitted)

SECTION 1

Schedule P - Part 1	1 Total Net Losses and Expenses Unpaid	2 Net Losses and Expenses Unpaid on Loss Sensitive Contracts	3 Loss Sensitive as Percentage of Total	4 Total Net Premiums Written	5 Net Premiums Written on Loss Sensitive Contracts	6 Loss Sensitive as Percentage of Total
1. Homeowners/Farmowners						
2. Private Passenger Auto Liability/Medical						
3. Commercial Auto/Truck Liability/Medical						
4. Workers' Compensation						
5. Commercial Multiple Peril						
6. Medical Professional Liability - Occurrence						
7. Medical Professional Liability - Claims-made						
8. Special Liability						
9. Other Liability - Occurrence						
10. Other Liabilities - Claims-made						
11. Special Property						
12. Auto Physical Damage						
13. Fidelity/ Surety						
14. Other						
15. International						
16. Reinsurance-Nonproportional Assumed Property						
17. Reinsurance-Nonproportional Assumed Liability						
18. Reinsurance-Nonproportional Assumed Financial Lines						
19. Products Liability - Occurrence						
20. Products Liability - Claims-made						
21. Financial Guaranty/Mortgage Guaranty						
22. Warranty						
23. Totals						

SECTION 2

[illegible]

SECTION 3

[illegible]

SECTION 4

SECTION 5

SECTION 6

SECTION 7

[illegible]

SCHEDULE P INTERROGATORIES

1. The following questions relate to yet-to-be-issued Extended Reporting Endorsements (EREs) arising from Death, Disability, or Retirement (DDR) provisions in Medical Professional Liability Claims Made insurance policies. EREs provided for reasons other than DDR are not to be included.

- 1.1 Does the company issue Medical Professional Liability Claims Made insurance policies that provide tail (also known as an extended reporting endorse "ERE") benefits in the event of Death, Disability, or Retirement (DDR) at a reduced charge or at no additional cost?

Yes [] No ☒

If the answer to question 1.1 is "no", leave the following questions blank. If the answer to question 1.1 is "yes", please answer the following questions:

- 1.2 What is the total amount of the reserve for that provision (DDR Reserve), as reported, explicitly or not, elsewhere in this statement (in dollars)?

\$ _____

- 1.3 Does the company report any DDR reserve as Unearned Premium Reserve per SSAP #65?

Yes [] No []

- 1.4 Does the company report any DDR reserve as loss or loss adjustment expense reserve?

Yes [] No []

- 1.5 If the company reports DDR reserve as Unearned Premium Reserve, does that amount match the figure on the Underwriting and Investment Exhibit, Part 1A - Recapitulation of all Premiums (Page 7) Column 2, Lines 11.1 plus 11.2?

Yes [] No [] N/A []

- 1.6 If the company reports DDR reserve as loss or loss adjustment expense reserve, please complete the following table corresponding to where these reserves are reported in Schedule P:

Years in Which Premiums Were Earned and Losses Were Incurred	DDR Reserve Included in Schedule P, Part 1F, Medical Professional Liability Column 24: Total Net Losses and Expenses Unpaid	
	1 Section 1: Occurrence	2 Section 2: Claims-Made
1.601 Prior		
1.602 2002		
1.603 2003		
1.604 2004		
1.605 2005		
1.606 2006		
1.607 2007		
1.608 2008		
1.609 2009		
1.610 2010		
1.611 2011		
1.612 Totals		

2. The definition of allocated loss adjustment expenses (ALAE) and, therefore, unallocated loss adjustment expenses (ULAE) was changed effective January 1, 1998. This change in definition applies to both paid and unpaid expenses. Are these expenses (now reported as "Defense and Cost Containment" and "Adjusting and Other") reported in compliance with these definitions in this statement?

Yes ☒ No []

3. The Adjusting and Other expense payments and reserves should be allocated to the years in which the losses were incurred based on the number of claims reported, closed and outstanding in those years. When allocating Adjusting and Other expense between companies in a group or a pool, the Adjusting and Other expense should be allocated in the same percentage used for the loss amounts and the claim counts. For reinsurers, Adjusting and Other expense assumed should be reported according to the reinsurance contract. For Adjusting and Other expense incurred by reinsurers, or in those situations where suitable claim count information is not available, Adjusting and Other expense should be allocated by a reasonable method determined by the company and described in Interrogatory 7, below. Are they so reported in this Statement?

Yes ☒ No []

4. Do any lines in Schedule P include reserves that are reported gross of any discount to present value of future payments, and that are reported net of such discounts on Page 10?

Yes [] No ☒

If yes, proper disclosure must be made in the Notes to Financial Statements, as specified in the Instructions. Also, the discounts must be reported in Schedule P - Part 1, Columns 32 and 33.

Schedule P must be completed gross of non-tabular discounting. Work papers relating to discount calculations must be available for examination upon request.

Discounting is allowed only if expressly permitted by the state insurance department to which this Annual Statement is being filed.

5. What were the net premiums in force at the end of the year for:
(in thousands of dollars)

5.1 Fidelity

5.2 Surety

\$ N/A
\$ N/A

6. Claim count information is reported per claim or per claimant. (indicate which).

Claim

If not the same in all years, explain in Interrogatory 7.

- 7.1 The information provided in Schedule P will be used by many persons to estimate the adequacy of the current loss and expense reserves, among other things. Are there any especially significant events, coverage, retention or accounting changes that have occurred that must be considered when making such analyses?

Yes ☒ No []

SCHEDULE T - EXHIBIT OF PREMIUMS WRITTEN

Allocated By States and Territories

States, Etc.	1	Gross Premiums, Including Policy and Membership Fees Less Return Premiums and Premiums on Policies Not Taken		4	5	6	7	8	9
		2	3						
	Active Status	Direct Premiums Written	Direct Premiums Earned	Dividends Paid or Credited to Policyholders on Direct Business	Direct Losses Paid (Deducting Salvage)	Direct Losses Incurred	Direct Losses Unpaid	Finance and Service Charges Not Included in Premiums	Direct Premium Written for Federal Purchasing Groups (included in Col. 2)
1. Alabama	AL	N							
2. Alaska	AK	N							
3. Arizona	AZ	N							
4. Arkansas	AR	N							
5. California	CA	N							
6. Colorado	CO	N							
7. Connecticut	CT	N							
8. Delaware	DE	N							
9. District of Columbia	DC	N							
10. Florida	FL	N							
11. Georgia	GA	N							
12. Hawaii	HI	N							
13. Idaho	ID	N							
14. Illinois	IL	N							
15. Indiana	IN	N							
16. Iowa	IA	N							
17. Kansas	KS	N							
18. Kentucky	KY	N							
19. Louisiana	LA	N							
20. Maine	ME	N							
21. Maryland	MD	N							
22. Massachusetts	MA	N							
23. Michigan	MI	N							
24. Minnesota	MN	N							
25. Mississippi	MS	N							
26. Missouri	MO	N							
27. Montana	MT	N							
28. Nebraska	NE	N							
29. Nevada	NV	N							
30. New Hampshire	NH	N							
31. New Jersey	NJ	N							
32. New Mexico	NM	N							
33. New York	NY	N							
34. North Carolina	NC	N							
35. North Dakota	ND	N							
36. Ohio	OH	N	259	2427	0	419593	419593	18000	
37. Oklahoma	OK	N							
38. Oregon	OR	N							
39. Pennsylvania	PA	N							
40. Rhode Island	RI	N							
41. South Carolina	SC	N							
42. South Dakota	SD	N							
43. Tennessee	TN	N							
44. Texas	TX	N							
45. Utah	UT	N							
46. Vermont	VT	N							
47. Virginia	VA	N							
48. Washington	WA	N							
49. West Virginia	WV	N							
50. Wisconsin	WI	N							
51. Wyoming	WY	N							
52. American Samoa	AS	N							
53. Guam	GU	N							
54. Puerto Rico	PR	N							
55. U.S. Virgin Islands	VI	N							
56. Northern Mariana Islands	MP	N							
57. Canada	CN	N							
* 58. Aggregate Overflows	OT	XXX	6700	62790	0	1123394	1526386	0	
59. Totals	(a)		6959	65217	0	1542981	3106703	18000	

DETAILS OF WRITE-INS									
5801.	XXX								
5802.	XXX								
5803.	XXX								
5898. Summary of remaining write-ins for Line 58 from overflow page	XXX								
5899. Totals (Lines 5801 through 5803 plus 5898) (Line 58 above)	XXX								

SCHEDULE T - PART 2
INTERSTATE COMPACT – EXHIBIT OF PREMIUMS WRITTEN
Allocated By States and Territories

		Direct Business Only					
		1 Life (Group and Individual)	2 Annuities (Group and Individual)	3 Disability Income (Group and Individual)	4 Long-Term Care (Group and Individual)	5 Deposit-Type Contracts	6 Totals
States, Etc.							
1. Alabama	AL						
2. Alaska	AK						
3. Arizona	AZ						
4. Arkansas	AR						
5. California	CA						
6. Colorado	CO						
7. Connecticut	CT						
8. Delaware	DE						
9. District of Columbia	DC						
10. Florida	FL						
11. Georgia	GA						
12. Hawaii	HI						
13. Idaho	ID						
14. Illinois	IL						
15. Indiana	IN						
16. Iowa	IA						
17. Kansas	KS						
18. Kentucky	KY						
19. Louisiana	LA						
20. Maine	ME						
21. Maryland	MD						
22. Massachusetts	MA						
23. Michigan	MI						
24. Minnesota	MN						
25. Mississippi	MS						
26. Missouri	MO						
27. Montana	MT						
28. Nebraska	NE						
29. Nevada	NV						
30. New Hampshire	NH						
31. New Jersey	NJ						
32. New Mexico	NM						
33. New York	NY						
34. North Carolina	NC						
35. North Dakota	ND						
36. Ohio	OH						
37. Oklahoma	OK						
38. Oregon	OR						
39. Pennsylvania	PA						
40. Rhode Island	RI						
41. South Carolina	SC						
42. South Dakota	SD						
43. Tennessee	TN						
44. Texas	TX						
45. Utah	UT						
46. Vermont	VT						
47. Virginia	VA						
48. Washington	WA						
49. West Virginia	WV						
50. Wisconsin	WI						
51. Wyoming	WY						
52. American Samoa	AS						

SCHEDULE Y - INFORMATION CONCERNING ACTIVITIES OF INSURER MEMBERS OF A HOLDING COMPANY GROUP

PART 1 - ORGANIZATIONAL CHART

SCHEDULE Y

PART 1A - DETAIL OF INSURANCE HOLDING COMPANY SYSTEM

3	4	5	6	7	8	9	10	11	12	13	14	15
	NATC Company Code	Federal ID Number	Federal RSSD	CIK	Name of Securities Exchange if Publicly Traded (U.S. or International)	Names of Parent, Subsidiaries Or Affiliates	Domiciliary Location	Relationship to Reporting Entity	Directly Controlled by (Name of Entity / Person)	Type of Control (Ownership, Board, Management, Attorney-in-Fact, Influence, Other)	If Control is Ownership Provide Percentage	Ultimate Controlling Entity(ies)/Person(s)
						NA	NA					

Explanation

1880

PART 2 – SUMMARY OF INSURER'S TRANSACTIONS WITH ANY AFFILIATES

[illegible]

SUPPLEMENTAL EXHIBITS AND SCHEDULES INTERROGATORIES

The following supplemental reports are required to be filed as part of your statement filing unless specifically waived by the domiciliary state. However, in the event that your domiciliary state waives the filing requirement, your response of WAIVED to the specific interrogatory will be accepted in lieu of filing a "NONE" report and a bar code will be printed below. If the supplement is required of your company but is not being filed for whatever reason enter SEE EXPLANATION and provide an explanation following the interrogatory questions.

MARCH FILING**Responses**

1. Will an actuarial opinion be filed by March 1? Waived
2. Will the Supplemental Compensation Exhibit be filed with the state of domicile by March 1? Yes
3. Will the confidential Risk-based Capital Report be filed with the NAIC by March 1? N/A
4. Will the confidential Risk-based Capital Report be filed with the state of domicile, if required, by March 1? N/A

APRIL FILING

5. Will the Insurance Expense Exhibit be filed with the state of domicile ~~and electronically~~ by April 1? Yes
6. Will Management's Discussion and Analysis be filed by April 1? Yes
7. Will the Supplemental Investment Risks Interrogatories be filed by April 1? N/A

MAY FILING

8. Will this company be included in a combined annual statement that is filed with the NAIC by May 1? No

JUNE FILING

9. Will an audited financial report be filed by June 1? Yes
10. Will Accountants Letter of Qualifications be filed with the state of domicile and electronically with the NAIC by June 1? N/A

AUGUST FILING

11. Will Communication of Internal Control Related Matters Noted in Audit be filed with the state of domicile by August 1? N/A

The following supplemental reports are required to be filed as part of your annual statement filing. However, in the event that your company does not transact the type of business for which the special report must be filed, your response of NO to the specific interrogatory will be accepted in lieu of filing a "NONE" report and a bar code will be printed below. If the supplement is required of your company but is not being filed for whatever reason enter SEE EXPLANATION and provide an explanation following the interrogatory questions.

MARCH FILING

12. Will Schedule SIS (Stockholder Information Supplement) be filed with the state of domicile by March 1? No
13. Will the Financial Guaranty Insurance Exhibit be filed by March 1? No
14. Will the Medicare Supplement Insurance Experience Exhibit be filed with the state of domicile and the NAIC by March 1? No
15. Will Supplemental A to Schedule T (Medical Professional Liability Supplement) be filed by March 1? No
16. Will the Trusteed Surplus Statement be filed with the state of domicile and the NAIC by March 1? No
17. Will the Premiums Attributed to Protected Cells be filed by March 1? No
18. Will the Reinsurance Summary Supplemental Filing for General Interrogatory 9 be filed with the state of domicile and the NAIC by March 1? No
19. Will the Medicare Part D Coverage Supplement be filed with the state of domicile and the NAIC by March 1? No
20. Will the confidential Actuarial Opinion Summary be filed with the state of domicile, if required, by March 15 (or the date otherwise specified)? No
21. Will the Reinsurance Attestation Supplement be filed with the state of domicile and the NAIC by March 1? No
22. Will the Exceptions to the Reinsurance Attestation Supplement be filed with the state of domicile by March 1? No
23. Will the Bail Bond Supplement be filed with the state of domicile and the NAIC by March 1? No
24. Will the Director and Officer Insurance Coverage Supplement be filed with the state of domicile and the NAIC by March 1? No
25. Will an approval from the reporting entity's state of domicile for relief related to the five-year rotation requirement for lead audit partner be filed electronically with the NAIC by March 1? No
26. Will an approval from the reporting entity's state of domicile for relief related to the one-year cooling off period for independent CPA be filed electronically with the NAIC by March 1? No
27. Will an approval from the reporting entity's state of domicile for relief related to the Requirements for Audit Committees be filed electronically with the NAIC by March 1? No

APRIL FILING

28. Will the Credit Insurance Experience Exhibit be filed with the state of domicile and the NAIC by April 1? No
29. Will the Long-Term Care Experience Reporting Forms be filed with the state of domicile and the NAIC by April 1? No
30. Will the Accident and Health Policy Experience Exhibit be filed by April 1? No
31. Will the Supplemental Health Care Exhibit (Parts 1, 2 and 3) be filed with the state of domicile and the NAIC by April 1? No

OVERFLOW PAGE FOR WRITE-INS

SUMMARY INVESTMENT SCHEDULE

Investment Categories	Gross Investment Holdings		Admitted Assets as Reported in the Annual Statement			
	1	2	3	4	5	6
	Amount	Percentage	Amount	Securities Lending Reinvested Collateral Amount	Total (Col. 3 + 4) Amount	Percentage
1. Bonds:						
1.1 U.S. treasury securities						
1.2 U.S. government agency obligations (excluding mortgage-backed securities):						
1.21 Issued by U.S. government agencies						
1.22 Issued by U.S. government sponsored agencies						
1.3 Non-U.S. government (including Canada, excluding mortgage-backed securities)						
1.4 Securities issued by states, territories, and possessions and political subdivisions in the U.S.:						
1.41 States, territories and possessions general obligations						
1.42 Political subdivisions of states, territories and possessions and political subdivisions general obligations						
1.43 Revenue and assessment obligations						
1.44 Industrial development and similar obligations						
1.5 Mortgage-backed securities (includes residential and commercial MBS):						
1.51 Pass-through securities:						
1.511 Issued or guaranteed by GNMA						
1.512 Issued or guaranteed by FNMA and FHLMC						
1.513 All other						
1.52 CMOs and REMICs:						
1.521 Issued or guaranteed by GNMA, FNMA, FHLMC or VA						
1.522 Issued by non-U.S. Government issuers and collateralized by mortgage-backed securities issued or guaranteed by agencies shown in Line 1.521						
1.523 All other						
2. Other debt and other fixed income securities (excluding short term):						
2.1 Unaffiliated domestic securities (includes credit tenant loans and hybrid securities)						
2.2 Unaffiliated non-U.S. securities (including Canada)						
2.3 Affiliated securities						
3. Equity interests:						
3.1 Investments in mutual funds						
3.2 Preferred stocks:						
3.21 Affiliated						
3.22 Unaffiliated						
3.3 Publicly traded equity securities (excluding preferred stocks):						
3.31 Affiliated						
3.32 Unaffiliated						
3.4 Other equity securities:						
3.41 Affiliated						
3.42 Unaffiliated						
3.5 Other equity interests including tangible personal property under lease:						
3.51 Affiliated						
3.52 Unaffiliated						
4. Mortgage loans:						
4.1 Construction and land development						
4.2 Agricultural						
4.3 Single family residential properties						
4.4 Multifamily residential properties						
4.5 Commercial loans						
4.6 Mezzanine real estate loans						
5. Real estate investments:						
5.1 Property occupied by company						
5.2 Property held for production of income (including \$ of property acquired in satisfaction of debt)						
5.3 Property held for sale (including \$ property acquired in						

SCHEDULE A - VERIFICATION BETWEEN YEARS**Real Estate**

1. Book/adjusted carrying value, December 31 of prior year	_____	_____
2. Cost of acquired:		
2.1 Actual cost at time of acquisition (Part 2, Column 6)	_____	_____
2.2 Additional investment made after acquisition (Part 2, Column 9)	_____	_____
3. Current year change in encumbrances:		
3.1 Totals, Part 1, Column 13	_____	_____
3.2 Totals, Part 3, Column 11	_____	_____
4. Total gain (loss) on disposals, Part 3, Column 18	_____	_____
5. Deduct amounts received on disposals, Part 3, Column 15	_____	_____
6. Total foreign exchange change in book/adjusted carrying value:		
6.1 Totals, Part 1, Column 15	_____	_____
6.2 Totals, Part 3, Column 13	_____	_____
7. Deduct current year's other than temporary impairment recognized:		
7.1 Totals, Part 1, Column 12	_____	_____
7.2 Totals, Part 3, Column 10	_____	_____
8. Deduct current year's depreciation:		
8.1 Totals, Part 1, Column 11	_____	_____
8.2 Totals, Part 3, Column 9	_____	_____
9. Book/adjusted carrying value at the end of current period (Lines 1 + 2 + 3 + 4 - 5 + 6 - 7 - 8)	_____	_____
10. Deduct total nonadmitted amounts	_____	_____
11. Statement value at end of current period (Line 9 minus Line 10)	_____	_____

SCHEDULE B - VERIFICATION BETWEEN YEARS**Mortgage Loans**

1. Book value/recorded investment excluding accrued interest, December 31 of prior year	_____	_____
2. Cost of acquired:		
2.1 Actual cost at time of acquisitions (Part 2, Column 7)	_____	_____
2.2 Additional investment made after acquisitions (Part 2, Column 8)	_____	_____
3. Capitalized deferred interest and other:		
3.1 Totals, Part 1, Column 12	_____	_____
3.2 Totals, Part 3, Column 11	_____	_____
4. Accrual of discount	_____	_____
5. Unrealized valuation increase (decrease):		
5.1 Totals, Part 1, Column 9	_____	_____
5.2 Totals, Part 3, Column 8	_____	_____
6. Total gain (loss) on disposals, Part 3, Column 18	_____	_____
7. Deduct amounts received on disposals, Part 3, Column 15	_____	_____
8. Deduct amortization of premium and mortgage interest points and commitment fees	_____	_____
9. Total foreign exchange change in book value/recorded investment excluding accrued interest:		
9.1 Totals, Part 1, Column 13	_____	_____
9.2 Totals, Part 3, Column 13	_____	_____
10. Deduct current year's other than temporary impairment recognized:		
10.1 Totals, Part 1, Column 11	_____	_____
10.2 Totals, Part 3, Column 10	_____	_____
11. Book value/recorded investment excluding accrued interest at end of current period (Lines 1 + 2 + 3 + 4 + 5 + 6 - 7 - 8 + 9 - 10)	_____	_____
12. Total valuation allowance	_____	_____
13. Subtotal (Line 11 plus Line 12)	_____	_____
14. Deduct total nonadmitted accounts	_____	_____
15. Statement value at end of current period (Line 13 minus Line 14)	_____	_____

SCHEDULE BA - VERIFICATION BETWEEN YEARS**Other Long-Term Invested Assets**

1. Book/adjusted carrying value, December 31 of prior year
2. Cost of acquired:
 - 2.1 Actual cost at time of acquisition (Part 2, Column 8)
 - 2.2 Additional investment made after acquisition (Part 2, Column 9)
3. Capitalized deferred interest and other:
 - 3.1 Totals, Part 1, Column 16
 - 3.2 Totals, Part 3, Column 12
4. Accrual of discount
5. Unrealized valuation increase (decrease):
 - 5.1 Totals, Part 1, Column 13
 - 5.2 Totals, Part 3, Column 9
6. Total gain (loss) on disposals, Part 3, Column 19
7. Deduct amounts received on disposals, Part 3, Column 16
8. Deduct amortization of premium and depreciation
9. Total foreign exchange change in book/adjusted carrying value:
 - 9.1 Totals, Part 1, Column 17
 - 9.2 Totals, Part 3, Column 14
10. Deduct current year's other than temporary impairment recognized:
 - 10.1 Totals, Part 1, Column 15
 - 10.2 Totals, Part 3, Column 11
11. Book/adjusted carrying value at the end of current period (Lines 1 + 2 + 3 + 4 + 5 + 6 - 7 - 8 + 9 - 10)
12. Deduct total nonadmitted amounts
13. Statement value at end of current period (Line 11 minus Line 12)

SCHEDULE D - VERIFICATION BETWEEN YEARS**Bonds and Stocks**

1. Book/adjusted carrying value, December 31 of prior year
2. Cost of bonds and stocks acquired, Part 3, Column 7
3. Accrual of discount
4. Unrealized valuation increase (decrease):
 - 4.1 Part 1, Column 12
 - 4.2 Part 2, Section 1, Column 15
 - 4.3 Part 2, Section 2, Column 13
 - 4.4 Part 4, Column 11
5. Total gain (loss) on disposals, Part 4, Column 19
6. Deduction consideration for bonds and stocks disposed of, Part 4, Column 7
7. Deduct amortization of premium
8. Total foreign exchange change in book/adjusted carrying value:
 - 8.1 Part 1, Column 15
 - 8.2 Part 2, Section 1, Column 19
 - 8.3 Part 2, Section 2, Column 16
 - 8.4 Part 4, Column 15
9. Deduct current year's other than temporary impairment recognized:
 - 9.1 Part 1, Column 14
 - 9.2 Part 2, Section 1, Column 17
 - 9.3 Part 2, Section 2, Column 14
 - 9.4 Part 4, Column 13
10. Book/adjusted carrying value at end of current period (Lines 1 + 2 + 3 + 4 + 5 - 6 - 7 + 8 - 9)
11. Deduct total nonadmitted accounts
12. Statement value at end of current period (Line 10 minus Line 11)

SCHEDULE D - SUMMARY BY COUNTRY**Long-Term Bonds and Stocks OWNED December 31 of Current Year**

Description		1 Book/Adjusted Carrying Value	2 Fair Value	3 Actual Cost	4 Par Value of Bonds
BONDS Governments (Including all obligations guaranteed by governments)	1. United States				
	2. Canada				
	3. Other Countries				
	4. Totals				
U.S. States, Territories and Possessions (Direct and guaranteed)	5. Totals				
U.S. Political Subdivisions of States, Territories and Possessions (Direct and guaranteed)	6. Totals				
U.S. Special revenue and special assessment obligations and all non-guaranteed obligations of agencies and authorities of governments and their political subdivisions	7. Totals				
Industrial and Miscellaneous and Hybrid Securities (unaffiliated)	8. United States				
	9. Canada				
	10. Other Countries				
	11. Totals				
Parent, Subsidiaries and Affiliates	12. Totals				
	13. Total Bonds				
PREFERRED STOCKS Industrial and Miscellaneous (unaffiliated)	14. United States				
	15. Canada				
	16. Other Countries				
	17. Totals				
Parent, Subsidiaries and Affiliates	18. Totals				
	19. Total Preferred Stocks				
COMMON STOCKS Industrial and Miscellaneous (unaffiliated)	20. United States				
	21. Canada				
	22. Other Countries				
	23. Totals				
Parent, Subsidiaries and Affiliates	24. Totals				
	25. Total Common Stocks				
	26. Total Stocks				
	27. Total Bonds and Stocks				

Quality and Maturity Distribution of All Bonds Owned December 31, at Book/Adjusted Carrying Values by Major Types of Issues and NAIC Designations

[illegible]

SCHEDULE D - PART 1A - SECTION 1 (Continued)

[illegible]

Quality and Maturity Distribution of All Bonds Owned December 31, at Book/Adjusted Carrying Values by Major Types of Issues and NAIC Designations

[illegible]

ably tradable under SEC Rule 144 or qualified for resale under SEC Rule 144A.

current year, \$ prior year of bonds with Z designations and \$ prior year of bonds with Z' designations. The letter 'Z' means the NAIC designation was not assigned by SVO) at the date of the statement. 'Z'' means the SVO could not evaluate the obligation because valuation procedures for the security class is under regulatory review.

ent year, \$ prior year of bonds with 5' designations and \$ current year. \$ prior year of bonds with 6' designations. 5" means the NAIC designation was assigned by the SVO in that the issuer is current in all principal and interest payments. 6" means the NAIC designation was assigned by the SVO due to inadequate certification of principal and interest payments.

non-rated short-term and cash equivalent bonds by NAIC designation: NAIC 1 \$: NAIC 2 \$: NAIC 3 \$: NAIC 4 \$: NAIC 5 \$: NAIC 6 \$

1890-1891

Maturity Distribution of All Bonds Owned December 31, at Book/Adjusted Carrying Values by Major Type and Subtype of Issues

Maturity Distribution of All Bonds Owned December 31, at Book/Adjusted Carrying Values by Major Type and Subtype of Issues

1871

SCHEDULE DA - VERIFICATION BETWEEN YEARS

Short-Term Investments

	1 Total	2 Bonds	3 Mortgage Loans	4 Other Short-Term Investment Assets (e)	5 Investments in Parent, Subsidiaries and Affiliates
December 31 of prior year required (crease)	1835.219 18495.337			1835.219 18495.337	
disposals	19492.645			19492.645	
book/adjusted carrying value					
temporary impairment recognized					
end of current period (Lines 1 + 2 + 3 + 4 + 5 - 6 - 7 + 8 - 9)	837.911			837.911	
5 period (Line 10 minus Line 11)	837.911			837.911	

els, for example, joint ventures, transportation equipment: Government Funds

SCHEDULE DB - PART A - VERIFICATION BETWEEN YEARS**Options, Caps, Floors, Collars, Swaps and Forwards**

1. Book/adjusted carrying value, December 31, prior year (Line 9, prior year) _____
2. Cost paid/(consideration received) on additions:
 - 2.1 Current year paid/(consideration received) at time of acquisition, still open, Section 1, Column 12 _____
 - 2.2 Current year paid/(consideration received) at time of acquisition, terminated, Section 2, Column 14 _____
3. Unrealized Valuation increase/(decrease):
 - 3.1 Section 1, Column 17 _____
 - 3.2 Section 2, Column 19 _____
4. Total gain (loss) on termination recognized, Section 2, Column 22 _____
5. Considerations received/(paid) on terminations, Section 2, Column 15 _____
6. Amortization:
 - 6.1 Section 1, Column 19 _____
 - 6.2 Section 2, Column 21 _____
7. Adjustment to the book/adjusted carrying value of hedged item:
 - 7.1 Section 1, Column 20 _____
 - 7.2 Section 2, Column 23 _____
8. Total foreign exchange change in book/adjusted carrying value:
 - 8.1 Section 1, Column 18 _____
 - 8.2 Section 2, Column 20 _____
9. Book/adjusted carrying value at end of current period (Lines 1 + 2 + 3 + 4 - 5 + 6 + 7 + 8) _____
10. Deduct nonadmitted assets _____
11. Statement value at end of current period (Line 9 minus Line 10) _____

SCHEDULE DB - PART B - VERIFICATION BETWEEN YEARS**Future Contracts**

1. Book/adjusted carrying value, December 31 of prior year _____
2. Net cash deposits (Section 1, Broker Name/Net Cash Deposits Footnote) _____
- 3.1 Change in variation margin on open contracts:
 - 3.11 Section 1, Column 15, current year minus _____
 - 3.12 Section 1, Column 15, prior year _____
- 3.2 Add:
 - Change in adjustment to basis of hedged item:
 - 3.21 Section 1, Column 17, current year to date minus _____
 - 3.22 Section 1, Column 17, prior year _____
 - Change in amount recognized
 - 3.23 Section 1, Column 16, current year to date minus _____
 - 3.24 Section 1, Column 16, prior year _____
- 3.3 Subtotal (Line 3.1 minus Line 3.2) _____
- 4.1 Variation margin on terminated contracts during the year (Section 2, Column 16) _____
- 4.2 Less:
 - 4.21 Amount used to adjust basis of hedged item (Section 2, Column 17) _____
 - 4.22 Amount recognized (Section 2, Column 16) _____
- 4.3 Subtotal (Line 4.1 minus Line 4.2) _____
5. Dispositions gains (losses) on contracts terminated in prior year:
 - 5.1 Recognized _____
 - 5.2 Used to adjust basis of hedged items _____
6. Book/adjusted carrying value at end of current period (Lines 1 + 2 + 3.3 - 4.3 - 5.1 - 5.2) _____
7. Deduct total nonadmitted amounts _____
8. Statement value at end of current period (Line 6 minus Line 7) _____

Replication (Synthetic Asset) Transactions Open as of December 31 of Current Year

[illegible]

SCHEDULE DB - PART C - SECTION 2

Replication (Synthetic Asset) Transactions Open

	First Quarter		Second Quarter		Third Quarter		Fourth Quarter		Year to Date	
	1	2	3	4	5	6	7	8	9	10
	Number of Positions	Total Replication (Synthetic Asset) Transactions Statement Value	Number of Positions	Total Replication (Synthetic Asset) Transactions Statement Value	Number of Positions	Total Replication (Synthetic Asset) Transactions Statement Value	Number of Positions	Total Replication (Synthetic Asset) Transactions Statement Value	Number of Positions	Total Replication (Synthetic Asset) Transactions Statement Value
ation ansactions										
of	XXX		XXX		XXX		XXX		XXX	
of										
ation ansactions	XXX		XXX		XXX		XXX		XXX	

SCHEDULE DB VERIFICATION

Verification of Book/Adjusted Carrying Value, Fair Value and Potential Exposure of all Open Derivative Contracts

Book/Adjusted Carrying Value Check

1. Part A, Section 1, Column 14
2. Part B, Section 1, Column 14
3. Total (Line 1 plus Line 2)
4. Part D, Column 5
5. Part D, Column 6
6. Total (Line 3 minus Line 4 minus Line 5)

Fair Value Check

7. Part A, Section 1, Column 16
8. Part B, Section 1, Column 13
9. Total (Line 7 plus Line 8)
10. Part D, Column 8
11. Part D, Column 9
12. Total (Line 9 minus Line 10 minus Line 11)

Potential Exposure Check

13. Part A, Section 1, Column 21
14. Part B, Section 1, Column 19
15. Part D, Column 11
16. Total (Line 13 plus Line 14 minus Line 15)

SCHEDULE E - VERIFICATION BETWEEN YEARS

(Cash Equivalents)

	1	2	3
	Total	Bonds	Other (a)
1. Book/adjusted carrying value, December 31 of prior year			
2. Cost of cash equivalents acquired			
3. Accrual of discount			
4. Unrealized valuation increase (decrease)			
5. Total gain (loss) on disposals			
6. Deduct consideration received on disposals			
7. Deduct amortization of premium			
8. Total foreign exchange change in book/adjusted carrying value			
9. Deduct current year's other than temporary impairment recognized			
10. Book/adjusted carrying value at end of current period (Lines 1 + 2 + 3 + 4 + 5 - 6 - 7 + 8 - 9)			
11. Deduct total nonadmitted amounts			
12. Statement value at end of current period (Line 10 minus Line 11)			

(a) Indicate the category of such investments, for example, joint ventures, transportation equipment:

Showing All Real Estate OWNED December 31 of Current Year

[illegible]

SCHEDULE A - PART 2

SCHEDULE A - PART 2

Showing All Real Estate ACQUIRED and Additions Made During the Year

[illegible]

Wetzel as Wes

Showing All Real Estate DISPOSED During the Year, Including Payments During the Final Year on "Sales Under Contract"

[illegible]

US\$1 million per year

24. Identified individuals

standing \$	unpaid taxes \$	interest due and unpaid.
gages \$	unpaid taxes \$	interest due and unpaid.
erdue interest over 90 days not in process of foreclosure \$	unpaid taxes \$	interest due and unpaid.
ess of foreclosure \$	unpaid taxes \$	interest due and unpaid.

24. Identified individuals

Showing All Mortgage Loans ACQUIRED AND ADDITIONS MADE During the Current Year

[illegible]

SCHEDULE B - PART 3

SCHEDULE B - PART 3

Showing All Mortgage Loans DISPOSED, Transferred or Repaid During the Current Year

[illegible][illegible]

Showing Other Long-Term Invested Assets OWNED December 31 of Current Year

[illegible]

SCHEDULE BA - PART 2

SCHEDULE BA - PART 2

Showing Other Long-Term Invested Assets ACQUIRED AND ADDITIONS MADE December 31 of Current Year

[illegible]

... .. back

Showing Other Long-Term Invested Assets DISPOSED, Transferred or Repaid During the Current Year

[illegible]

SCHEDULE D - PART 1

Showing All Long-Term BONDS Owned December 31 of Current Year

[illegible]

1877 - 1878 - 1879

Showing All PREFERRED STOCKS Owned December 31 of Current Year

[illegible]

SCHEDULE D - PART 2 - SECTION 2

Showing all COMMON STOCKS Owned December 31 of Current Year

[illegible]

the NAIC market indicator "U" provide: the number of such issues

١٠٠٠ - ١٠٠٠

Showing all Long-Term Bonds and Stocks ACQUIRED During Current Year

[illegible]

Showing all Long-Term Bonds and Stocks SOLD, REDEEMED or Otherwise DISPOSED OF During Current Year

[illegible]

and the other side

Showing all Long-Term Bonds and Stocks ACQUIRED During Year and Fully DISPOSED OF During Current Year

[illegible]

SCHEDULE D - PART 6 - SECTION 1

Valuation of Shares of Subsidiary, Controlled or Affiliated Companies

[illegible]

1. Amount of insurer's capital and surplus from the prior period's statutory statement reduced by any admitted EDP, goodwill and net deferred tax assets included therein: \$
2. Total amount of intangible assets nonadmitted \$

SCHEDULE D - PART 6 - SECTION 2

[illegible]

Showing all SHORT-TERM INVESTMENTS Owned December 31 of Current Year

[illegible]

Showing all Options, Caps, Floors, Collars, Swaps and Forwards Open as of December 31 of Current Year

[illegible]

Showing all Options, Caps, Floors, Collars, Swaps and Forwards Terminated During Current Year

[illegible]

Future Contracts Open December 31 of Current Year

[illegible][illegible][illegible]

SCHEDULE DB - PART B - SECTION 2

Future Contracts Terminated December 31 of Current Year

[illegible][illegible][illegible]

Counterparty Exposure for Derivative Instruments Open December 31 of Current Year

[illegible]

SECURITIES LENDING COLLATERAL ASSETS

Reinvested Collateral Assets Owned December 31 Current Year

[illegible]

SCHEDULE DL - PART 2

SECURITIES LENDING COLLATERAL ASSETS

Reinvested Collateral Assets Owned December 31 Current Year

[illegible]

SCHEDULE E - PART 1 - CASH[illegible]

Show Investments Owned December 31 of Current Year

[illegible]

SCHEDULE E – PART 3 – SPECIAL DEPOSITS

States, etc.	1 Type of Deposit	2 Purpose of Deposit	Deposits For the Benefit of All Policyholders		All Other Special Deposits	
			3 Book/Adjusted Carrying Value	4 Fair Value	5 Book/Adjusted Carrying Value	6 Fair Value
1. Alabama	AL					
2. Alaska	AK					
3. Arizona	AZ					
4. Arkansas	AR					
5. California	CA					
6. Colorado	CO					
7. Connecticut	CT					
8. Delaware	DE					
9. District of Columbia	DC					
10. Florida	FL					
11. Georgia	GA					
12. Hawaii	HI					
13. Idaho	ID					
14. Illinois	IL					
15. Indiana	IN					
16. Iowa	IA					
17. Kansas	KS					
18. Kentucky	KY					
19. Louisiana	LA					
20. Maine	ME					
21. Maryland	MD					
22. Massachusetts	MA					
23. Michigan	MI					
24. Minnesota	MN					
25. Mississippi	MS					
26. Missouri	MO					
27. Montana	MT					
28. Nebraska	NE					
29. Nevada	NV					
30. New Hampshire	NH					
31. New Jersey	NJ					
32. New Mexico	NM					
33. New York	NY					
34. North Carolina	NC					
35. North Dakota	ND					
36. Ohio	OH					
37. Oklahoma	OK					
38. Oregon	OR					
39. Pennsylvania	PA					
40. Rhode Island	RI					
41. South Carolina	SC					
42. South Dakota	SD					
43. Tennessee	TN					
44. Texas	TX					
45. Utah	UT					
46. Vermont	VT					
47. Virginia	VA					
48. Washington	WA					
49. West Virginia	WV					
50. Wisconsin	WI					
51. Wyoming	WY					
52. American Samoa	AS					
53. Guam	GU					
54. Puerto Rico	PR					
55. US Virgin Islands	VI					
56. Northern Mariana Islands	MP					
57. Canada	CN					
58. Aggregate Other Alien and Other	OT	XXX				
59. Total	XXX	XXX				

ALPHABETICAL INDEX TO PROPERTY ANNUAL STATEMENT

Assets	2	Schedule E – Part 2 – Cash Equivalents	E26
Cash Flow	5	Schedule E – Part 3 – Special Deposits	E27
Exhibit of Capital Gains (Losses)	12	Schedule E – Verification Between Years	SI15
Exhibit of Net Investment Income	12	Schedule F – Part 1	20
Exhibit of Nonadmitted Assets	13	Schedule F – Part 2	21
Exhibit of Premiums and Losses (State Page)	19	Schedule F – Part 3	22
Five-Year Historical Data	17	Schedule F – Part 4	23
General Interrogatories	15	Schedule F – Part 5	24
Jurat Page	1	Schedule F – Part 6	25
Liabilities, Surplus and Other Funds	3	Schedule F – Part 7	26
Notes To Financial Statements	14	Schedule F – Part 8	27
Overflow Page For Write-ins	98	Schedule H – Accident and Health Exhibit – Part 1	28
Schedule A – Part 1	E01	Schedule H – Part 2, Part 3 and Part 4	29
Schedule A – Part 2	E02	Schedule H – Part 5 – Health Claims	30
Schedule A – Part 3	E03	Schedule P – Part 1 – Summary	31
Schedule A – Verification Between Years	SI02	Schedule P – Part 1A – Homeowners/Farmowners	33
Schedule B – Part 1	E04	Schedule P – Part 1B – Private Passenger Auto Liability/Medical	34
Schedule B – Part 2	E05	Schedule P – Part 1C – Commercial Auto/Truck Liability/Medical	35
Schedule B – Part 3	E06	Schedule P – Part 1D – Workers' Comp (Excluding Excess Workers' Comp)	36
Schedule B – Verification Between Years	SI02	Schedule P – Part 1E – Commercial Multiple Peril	37
Schedule BA – Part 1	E07	Schedule P – Part 1F – Section 1 – Medical Professional Liability	
Schedule BA – Part 2	E08	– Occurrence	38
Schedule BA – Part 3	E09	Schedule P – Part 1F – Section 2 – Medical Professional Liability	
Schedule BA – Verification Between Years	SI03	– Claims-Made	39
Schedule D – Part 1	E10	Schedule P – Part 1G – Special Liability (Ocean, Marine, Aircraft (All	
Schedule D – Part 1A – Section 1	SI05	Perils), Boiler and Machinery)	40
Schedule D – Part 1A – Section 2	SI08	Schedule P – Part 1H – Section 1 – Other Liability – Occurrence	41
Schedule D – Part 2 – Section 1	E11	Schedule P – Part 1H – Section 2 – Other Liability – Claims-Made	42
Schedule D – Part 2 – Section 2	E12	Schedule P – Part 1I – Special Property (Fire, Allied Lines, Inland Marine,	
Schedule D – Part 3	E13	Earthquake, Burglary & Theft)	43
Schedule D – Part 4	E14	Schedule P – Part 1J – Auto Physical Damage	44
Schedule D – Part 5	E15	Schedule P – Part 1K – Fidelity/Surety	45
Schedule D – Part 6 – Section 1	E16	Schedule P – Part 1L – Other (Including Credit, Accident and Health)	46
Schedule D – Part 6 – Section 2	E16	Schedule P – Part 1M – International	47
Schedule D – Summary By Country	SI04	Schedule P – Part 1N – Reinsurance - Nonproportional Assumed Property	48
Schedule D – Verification Between Years	SI03	Schedule P – Part 1O – Reinsurance - Nonproportional Assumed Liability	49
Schedule DA – Part 1	E17	Schedule P – Part 1P – Reinsurance - Nonproportional Assumed Financial Lines	50
Schedule DA – Verification Between Years	SI10	Schedule P – Part 1R – Section 1 – Products Liability – Occurrence	51
Schedule DB – Part A – Section 1	E18	Schedule P – Part 1R – Section 2 – Products Liability – Claims – Made	52
Schedule DB – Part A – Section 2	E19	Schedule P – Part 1S – Financial Guaranty/Mortgage Guaranty	53
Schedule DB – Part A – Verification Between Years	SI11	Schedule P – Part 1T – Warranty	54
Schedule DB – Part B – Section 1	E20	Schedule P – Part 2, Part 3 and Part 4 - Summary	32
Schedule DB – Part B – Section 2	E21	Schedule P – Part 2A – Homeowners/Farmowners	55
Schedule DB – Part B – Verification Between Years	SI11	Schedule P – Part 2B – Private Passenger Auto Liability/Medical	55
Schedule DB – Part C – Section 1	SI12	Schedule P – Part 2C – Commercial Auto/Truck Liability/Medical	55
Schedule DB – Part C – Section 2	SI13	Schedule P – Part 2D – Workers' Comp (Excluding Excess Workers' Comp)	55
Schedule DB – Part D	E22	Schedule P – Part 2E – Commercial Multiple Peril	55
Schedule DB – Verification	SI14	Schedule P – Part 2F – Section 1 – Medical Professional Liability	
Schedule DL – Part 1	E23	– Occurrence	56
Schedule DL – Part 2	E24	Schedule P – Part 2F – Medical Professional Liability - Claims - Made	56
Schedule E – Part 1 – Cash	E25	Schedule P – Part 2G – Special Liability (Ocean Marine, Aircraft (All Perils), Boiler and Machinery)	56

ALPHABETICAL INDEX TO PROPERTY ANNUAL STATEMENT

Schedule P – Part 2H – Section 1 – Other Liability – Occurrence	56	Schedule P – Part 4H – Section 2 – Other Liability – Claims-Made	66
Schedule P – Part 2H – Section 2 – Other Liability – Claims – Made	56	Schedule P – Part 4I – Special Property (Fire, Allied Lines, Inland Marine, Earthquake, Burglary and Theft)	67
Schedule P – Part 2I – Special Property (Fire, Allied Lines, Inland Marine, Earthquake, Burglary, and Theft)	57	Schedule P – Part 4J – Auto Physical Damage	67
Schedule P – Part 2J – Auto Physical Damage	57	Schedule P – Part 4K – Fidelity/Surety	67
Schedule P – Part 2K – Fidelity, Surety	57	Schedule P – Part 4L – Other (Including Credit, Accident and Health)	67
Schedule P – Part 2L – Other (Including Credit, Accident and Health)	57	Schedule P – Part 4M – International	67
Schedule P – Part 2M – International	57	Schedule P – Part 4N – Reinsurance - Nonproportional Assumed Property	68
Schedule P – Part 2N – Reinsurance - Nonproportional Assumed Property	58	Schedule P – Part 4O – Reinsurance - Nonproportional Assumed Liability	68
Schedule P – Part 2O – Reinsurance - Nonproportional Assumed Liability	58	Schedule P – Part 4P – Reinsurance - Nonproportional Assumed Financial Lines	68
Schedule P – Part 2P – Reinsurance - Nonproportional Assumed Financial Lines	58	Schedule P – Part 4R – Section 1 – Products Liability – Occurrence	69
Schedule P – Part 2R – Section 1 – Products Liability – Occurrence	59	Schedule P – Part 4R – Section 2 – Products Liability – Claims-Made	69
Schedule P – Part 2R – Section 2 – Products Liability – Claims-Made	59	Schedule P – Part 4S – Financial Guaranty/Mortgage Guaranty	69
Schedule P – Part 2S – Financial Guaranty/Mortgage Guaranty	59	Schedule P – Part 4T – Warranty	69
Schedule P – Part 2T – Warranty	59	Schedule P – Part 5A – Homeowners/Farmowners	70
Schedule P – Part 3A – Homeowners/Farmowners	60	Schedule P – Part 5B – Private Passenger Auto Liability/Medical	71
Schedule P – Part 3B – Private Passenger Auto Liability/Medical	60	Schedule P – Part 5C – Commercial Auto/Truck Liability/Medical	72
Schedule P – Part 3C – Commercial Auto/Truck Liability/Medical	60	Schedule P – Part 5D – Workers' Comp (Excluding Excess Workers' Comp)	73
Schedule P – Part 3D – Workers' Comp (Excluding Excess Workers' Comp)	60	Schedule P – Part 5E – Commercial Multiple Peril	74
Schedule P – Part 3E – Commercial Multiple Peril	60	Schedule P – Part 5F – Medical Professional Liability – Claims-Made	76
Schedule P – Part 3F – Section 1 – Medical Professional Liability – Occurrence	61	Schedule P – Part 5F – Medical Professional Liability – Occurrence	75
Schedule P – Part 3F – Section 2 – Medical Professional Liability – Claims-Made	61	Schedule P – Part 5H – Other Liability – Claims-Made	78
Schedule P – Part 3G – Special Liability (Ocean Marine, Aircraft (All Perils), Boiler and Machinery)	61	Schedule P – Part 5H – Other Liability – Occurrence	77
Schedule P – Part 3H – Section 1 – Other Liability – Occurrence	61	Schedule P – Part 5R – Products Liability – Claims-Made	80
Schedule P – Part 3H – Section 2 – Other Liability – Claims-Made	61	Schedule P – Part 5R – Products Liability – Occurrence	79
Schedule P – Part 3I – Special Property (Fire, Allied Lines, Inland Marine, Earthquake, Burglary, and Theft)	61	Schedule P – Part 5T – Warranty	81
Schedule P – Part 3J – Auto Physical Damage	61	Schedule P – Part 6C – Commercial Auto/Truck Liability/Medical	82
Schedule P – Part 3K – Fidelity/Surety	61	Schedule P – Part 6D – Workers' Comp (Excluding Excess Workers' Comp)	82
Schedule P – Part 3L – Other (Including Credit, Accident and Health)	61	Schedule P – Part 6E – Commercial Multiple Peril	83
Schedule P – Part 3M – International	62	Schedule P – Part 6H – Other Liability – Claims-Made	84
Schedule P – Part 3N – Reinsurance - Nonproportional Assumed Property	62	Schedule P – Part 6H – Other Liability – Occurrence	83
Schedule P – Part 3O – Reinsurance - Nonproportional Assumed Liability	62	Schedule P – Part 6M – International	84
Schedule P – Part 3P – Reinsurance - Nonproportional Assumed Financial Lines	62	Schedule P – Part 6N – Reinsurance - Nonproportional Assumed Property	85
Schedule P – Part 3R – Section 1 – Products Liability – Occurrence	62	Schedule P – Part 6O – Reinsurance - Nonproportional Assumed Liability	85
Schedule P – Part 3R – Section 2 – Products Liability – Claims-Made	63	Schedule P – Part 6R – Products Liability – Claims-Made	86
Schedule P – Part 3S – Financial Guaranty/Mortgage Guaranty	63	Schedule P – Part 6R – Products Liability – Occurrence	86
Schedule P – Part 3T – Warranty	63	Schedule P – Part 7A – Primary Loss Sensitive Contracts	87
Schedule P – Part 4A – Homeowners/Farmowners	63	Schedule P – Part 7B – Reinsurance Loss Sensitive Contracts	89
Schedule P – Part 4B – Private Passenger Auto Liability/Medical	64	Schedule P Interrogatories	91
Schedule P – Part 4C – Commercial Auto/Truck Liability/Medical	64	Schedule T – Exhibit of Premiums Written	92
Schedule P – Part 4D – Workers' Comp (Excluding Excess Workers' Comp)	64	Schedule T – Part 2 – Interstate Compact	93
Schedule P – Part 4E – Commercial Multiple Peril	65	Schedule Y – Information Concerning Activities of Insurer Members of a Holding Company Group	94
Schedule P – Part 4F – Section 1 – Medical Professional Liability – Occurrence	65	Schedule Y – Part 1A – Detail of Insurance Holding Company System	95
Schedule P – Part 4F – Section 2 – Medical Professional Liability – Claims-Made	65	Schedule Y – Part 2 – Summary of Insurer's Transactions With Any Affiliates	96
Schedule P – Part 4G – Special Liability (Ocean Marine, Aircraft (All Perils), Boiler and Machinery)	65	Statement of Income	4
Schedule P – Part 4H – Section 1 – Other Liability – Occurrence	66	Summary Investment Schedule	SI01
	66	Supplemental Exhibits and Schedules Interrogatories	97
	66	Underwriting and Investment Exhibit Part 1	6
	66	Underwriting and Investment Exhibit Part 1A	7
	66	Underwriting and Investment Exhibit Part 1B	8
	66	Underwriting and Investment Exhibit Part 2	9
	66	Underwriting and Investment Exhibit Part 2A	10
	66	Underwriting and Investment Exhibit Part 3	11