



HEALTH ANNUAL STATEMENT
FOR THE YEAR ENDING DECEMBER 31, 2002
 OF THE CONDITION AND AFFAIRS OF THE
Nationwide Health Plans, Inc.

NAIC Group Code 0000 0000 NAIC Company Code 95194 Employer's ID Number 31-1125592
(Current Period) (Prior Period)

Organized under the Laws of Ohio, State of Domicile or Port of Entry Ohio
 Country of Domicile United States of America

Licensed as business type: Life, Accident & Health [] Property/Casualty [] Dental Service Corporation []
 Vision Service Corporation [] Other [] Health Maintenance Organization [X]
 Hospital, Medical & Dental Service or Indemnity [] Is HMO, Federally Qualified? Yes [] No [X]

Incorporated 01/11/1985 Commenced Business 01/11/1985

Statutory Home Office 5525 Parkcenter Circle, Dublin, OH 43017-3584
(Street and Number) (City or Town, State and Zip Code)

Main Administrative Office 5525 Parkcenter Circle
(Street and Number)
Dublin, OH 43017-3584 614-854-3001
(City or Town, State and Zip Code) (Area Code) (Telephone Number)

Mail Address 5525 Parkcenter Circle, Dublin, OH 43017-3584
(Street and Number or P.O. Box) (City or Town, State and Zip Code)

Primary Location of Books and Records 5525 Parkcenter Circle
(Street and Number)
Dublin, OH 43017-3584 614-854-3124
(City or Town, State and Zip Code) (Area Code) (Telephone Number)

Internet Website Address nationwidehealthplans.com

Statement Contact Mark Cunningham 614-854-3124
(Name) (Area Code) (Telephone Number) (Extension)
cunninm3@nationwide.com 614-854-3218
(E-mail Address) (FAX Number)

Policyowner Relations Contact _____
(Street and Number)

(City or Town, State and Zip Code) (Area Code) (Telephone Number) (Extension)

OFFICERS

President Joseph San Filippo Secretary Glenn Soden
 Chief Actuarial Officer Jeffrey McDaniel

VICE PRESIDENTS

DIRECTORS OR TRUSTEES

State of Ohio }
 County of Franklin } ss

The officers of this reporting entity, being duly sworn, each depose and say that they are the described officers of said reporting entity, and that on the reporting period stated above, all of the herein described assets were the absolute property of the said reporting entity, free and clear from any liens or claims thereon, except as herein stated, and that this statement, together with related exhibits, schedules and explanations therein contained, annexed or referred to is a full and true statement of all the assets and liabilities and of the condition and affairs of the said reporting entity as of the reporting period stated above, and of its income and deductions therefrom for the period ended, and have been completed in accordance with the NAIC Annual Statement Instructions and Accounting Practices and Procedures manual except to the extent that: (1) state law may differ; or, (2) that state rules or regulations require differences in reporting not related to accounting practices and procedures, according to the best of their information, knowledge and belief, respectively.

Joseph San Filippo
 President

Glenn Soden
 Secretary

Jeffrey McDaniel
 Chief Actuarial Officer

Subscribed and sworn to before me this _____ day of 2003

- a. Is this an original filing? Yes [X] No []
 b. If no
 1. State the amendment number
 2. Date filed
 3. Number of pages attached

ANNUAL STATEMENT FOR THE YEAR 2002 OF THE Nationwide Health Plans, Inc.

EXHIBIT 5 - CLAIMS PAYABLE (Reported and Unreported)

Aging Analysis of Unpaid Claims

1 Account	2 1 - 30 Days	3 31 - 60 Days	4 61 - 90 Days	5 91 - 120 Days	6 Over 120 Days	7 Total
Claims Payable (Reported)						0
0199999 Individually listed claims payable	0	0	0	0	0	0
0299999 Aggregate accounts not individually listed-uncovered	23,368	21,634	1,985	11,903	(155,274)	(96,384)
0399999 Aggregate accounts not individually listed-covered						0
0499999 Subtotals	23,368	21,634	1,985	11,903	(155,274)	(96,384)
0599999 Unreported claims and other claim reserves						
0699999 Total amounts withheld						
0799999 Total claims payable						(96,384)
0899999 Accrued medical incentive pool						

EXHIBIT 6 - AMOUNTS DUE FROM PARENT, SUBSIDIARIES AND AFFILIATES

1 Name of Affiliate	2 1 - 30 Days	3 31 - 60 Days	4 61 - 90 Days	5 Over 90 Days	6 Nonadmitted	7 Current	8 Non-Current
Individually Listed Receivables:							
Nationwide Mutual	741,888					741,888	
.....							
.....							
.....							
.....							
.....							
.....							
.....							
.....							
.....							
.....							
.....							
.....							
.....							
.....							
.....							
.....							
.....							
.....							
.....							
.....							
.....							
.....							
.....							
.....							
.....							
.....							
.....							
.....							
.....							
.....							
.....							
.....							
.....							
.....							
.....							
.....							
.....							
.....							
.....							
.....							
.....							
.....							
.....							
.....							
.....							
.....							
.....							
.....							
.....							
.....							
.....							
.....							
.....							
.....							
.....							
.....							
.....							

EXHIBIT 9 – FURNITURE, EQUIPMENT AND SUPPLIES OWNED

Description	1 Cost	2 Improvements	3 Accumulated Depreciation	4 Book Value Less Encumbrances	5 Assets Not Admitted	6 Net Admitted Assets
1. Administrative furniture and equipment						
2. Medical furniture, equipment and fixtures						
3. Pharmaceuticals and surgical supplies						
4. Durable medical equipment						
5. Other property and equipment						
6. Total	0	0	0	0	0	0



ANNUAL STATEMENT FOR THE YEAR 2002 OF THE Nationwide Health Plans, Inc.

EXHIBIT OF PREMIUMS, ENROLLMENT AND UTILIZATION

REPORT FOR: 1. CORPORATION

Nationwide Health Plans, Inc.

2. DIVISION

(LOCATION)

NAIC Group Code 0000

BUSINESS IN THE STATE OF Ohio

DURING THE YEAR 2002

NAIC Company Code 95194

	1 Total	Comprehensive (Hospital & Medical)		4 Medicare Supplement	5 Vision Only	6 Dental Only	7 Federal Employees Health Benefit Plan	8 Title XVIII Medicare	9 Title XIX Medicaid	10 Other
		2 Individual	3 Group							
Total Members at end of:										
1. Prior Year	15,589	15,589								
2. First Quarter	0									
3. Second Quarter	0									
4. Third Quarter	0									
5. Current Year	0									
6. Current Year Member Months	0									
Total Member Ambulatory Encounters for Year:										
7. Physician	0									
8. Non-Physician	0									
9. Total	0	0	0	0	0	0	0	0	0	0
10. Hospital Patient Days Incurred	0									
11. Number of Inpatient Admissions	0									
12. Premiums Collected	0									
13. Premiums Earned	0									
14. Amount Paid for Provision of Health Care Services	0									
15. Amount Incurred for Provision of Health Care Services	(524,044)	(524,044)								

34.OH



ANNUAL STATEMENT FOR THE YEAR 2002 OF THE Nationwide Health Plans, Inc.

EXHIBIT OF PREMIUMS, ENROLLMENT AND UTILIZATION

REPORT FOR: 1. CORPORATION

Nationwide Health Plans, Inc.

2. DIVISION

(LOCATION)

NAIC Group Code 0000

BUSINESS IN THE STATE OF Consolidated

DURING THE YEAR 2002

NAIC Company Code 95194

	1 Total	Comprehensive (Hospital & Medical)		4 Medicare Supplement	5 Vision Only	6 Dental Only	7 Federal Employees Health Benefit Plan	8 Title XVIII Medicare	9 Title XIX Medicaid	10 Other
		2 Individual	3 Group							
Total Members at end of:										
1. Prior Year	15,589	15,589	0	0	0	0	0	0	0	0
2. First Quarter	0	0	0	0	0	0	0	0	0	0
3. Second Quarter	0	0	0	0	0	0	0	0	0	0
4. Third Quarter	0	0	0	0	0	0	0	0	0	0
5. Current Year	0	0	0	0	0	0	0	0	0	0
6. Current Year Member Months	0	0	0	0	0	0	0	0	0	0
Total Member Ambulatory Encounters for Year:										
7. Physician	0	0	0	0	0	0	0	0	0	0
8. Non-Physician	0	0	0	0	0	0	0	0	0	0
9. Total	0	0	0	0	0	0	0	0	0	0
10. Hospital Patient Days Incurred	0	0	0	0	0	0	0	0	0	0
11. Number of Inpatient Admissions	0	0	0	0	0	0	0	0	0	0
12. Premiums Collected	0	0	0	0	0	0	0	0	0	0
13. Premiums Earned	0	0	0	0	0	0	0	0	0	0
14. Amount Paid for Provision of Health Care Services	0	0	0	0	0	0	0	0	0	0
15. Amount Incurred for Provision of Health Care Services	(524,044)	(524,044)	0	0	0	0	0	0	0	0

34.GT

SCHEDULE A VERIFICATION BETWEEN YEARS

1. Book/adjusted carrying value, December 31, prior year (prior year statement).....	0
2. Increase (decrease) by adjustment:	
2.1 Totals, Part 1, Column 10.....	0
2.2 Totals, Part 3, Column 7.....	0
3. Cost of acquired, (Totals, Part 2, Column 6, net of encumbrances (Column 7) and net of additions and permanent improvements (Column 9).....	0
4. Cost of additions and permanent improvements:	
4.1 Totals, Part 1, Column 13.....	0
4.2 Totals, Part 3, Column 9.....	0
5. Total profit (loss) on sales, Part 3, Column 14.....	0
6. Increase (decrease) by foreign exchange adjustment:	
6.1 Totals, Part 1, Column 11.....	0
6.2 Totals, Part 3, Column 8.....	0
7. Amounts received on sales, Part 3, Column 11 and Part 1, Column 12.....	0
8. Book/adjusted carrying value at end of current period.....	0
9. Total valuation allowance.....	
10. Subtotal (Lines 8 plus 9).....	0
11. Total nonadmitted amounts.....	
12. Statement value, current period (Page 2, real estate lines, current period).....	0

SCHEDULE B VERIFICATION BETWEEN YEARS

1. Book value/recorded investment excluding accrued interest of mortgages owned, December 31 of prior year.....	0
2. Amount loaned during year:	
2.1 Actual cost at time of acquisitions.....	
2.2 Additional investment made after acquisitions.....	0
3. Accrual of discount and mortgage interest points and commitment fees.....	
4. Increase (decrease) by adjustment.....	
5. Total profit (loss) on sale.....	
6. Amounts paid on account or in full during the year.....	
7. Amortization of premium.....	
8. Increase (decrease) by foreign exchange adjustment.....	
9. Book value/recorded investment excluding accrued interest on mortgages owned at end of current period.....	0
10. Total valuation allowance.....	
11. Subtotal (Lines 9 plus 10).....	0
12. Total nonadmitted amounts.....	
13. Statement value of mortgages owned at end of current period.....	0

SCHEDULE BA VERIFICATION BETWEEN YEARS

1. Book/adjusted carrying value of long-term invested assets owned, December 31 of prior year.....	0
2. Cost of acquisitions during year:	
2.1 Actual cost at time of acquisitions.....	
2.2 Additional investment made after acquisitions.....	0
3. Accrual of discount.....	
4. Increase (decrease) by adjustment.....	
5. Total profit (loss) on sale.....	
6. Amounts paid on account or in full during the year.....	
7. Amortization of premium.....	
8. Increase (decrease) by foreign exchange adjustment.....	
9. Book/adjusted carrying value of long-term invested assets at end of current period.....	0
10. Total valuation allowance.....	
11. Subtotal (Lines 9 plus 10).....	0
12. Total nonadmitted amounts.....	
13. Statement value of long-term invested assets at end of current period.....	0

ANNUAL STATEMENT FOR THE YEAR 2002 OF THE Nationwide Health Plans, Inc.

SCHEDULE D - PART 1A - SECTION 1

Quality and Maturity Distribution of All Bonds Owned December 31, at Book/Adjusted Carrying Values by Major Types of Issues and NAIC Designations

Quality Rating per the NAIC Designation	1 1 Year or Less	2 Over 1 Year Through 5 Years	3 Over 5 Years Through 10 Years	4 Over 10 Years Through 20 Years	5 Over 20 Years	6 Total Current Year	7 Col. 6 as a % of Line 10.7	8 Total from Col. 6 Prior Year	9 % From Col. 7 Prior Year	10 Total Publicly Traded	11 Total Privately Placed (a)
1. U.S. Governments, Schedules D & DA (Group 1)											
1.1 Class 10	0.0	.0	0.0		
1.2 Class 20	0.0	.0	0.0		
1.3 Class 30	0.0	.0	0.0		
1.4 Class 40	0.0	.0	0.0		
1.5 Class 50	0.0	.0	0.0		
1.6 Class 6						0	0.0	0	0.0		
1.7 Totals	0	0	0	0	0	0	0.0	0	0.0	0	0
2. All Other Governments, Schedules D & DA (Group 2)											
2.1 Class 10	0.0	.0	0.0		
2.2 Class 20	0.0	.0	0.0		
2.3 Class 30	0.0	.0	0.0		
2.4 Class 40	0.0	.0	0.0		
2.5 Class 50	0.0	.0	0.0		
2.6 Class 6						0	0.0	0	0.0		
2.7 Totals	0	0	0	0	0	0	0.0	0	0.0	0	0
3. States, Territories and Possessions etc., Guaranteed, Schedules D & DA (Group 3)											
3.1 Class 10	0.0	.0	0.0		
3.2 Class 20	0.0	.0	0.0		
3.3 Class 30	0.0	.0	0.0		
3.4 Class 40	0.0	.0	0.0		
3.5 Class 50	0.0	.0	0.0		
3.6 Class 6						0	0.0	0	0.0		
3.7 Totals	0	0	0	0	0	0	0.0	0	0.0	0	0
4. Political Subdivisions of States, Territories and Possessions, Guaranteed, Schedules D & DA (Group 4)											
4.1 Class 10	0.0	.0	0.0		
4.2 Class 20	0.0	.0	0.0		
4.3 Class 30	0.0	.0	0.0		
4.4 Class 40	0.0	.0	0.0		
4.5 Class 50	0.0	.0	0.0		
4.6 Class 6						0	0.0	0	0.0		
4.7 Totals	0	0	0	0	0	0	0.0	0	0.0	0	0
5. Special Revenue & Special Assessment Obligations etc., Non-Guaranteed, Schedules D & DA (Group 5)											
5.1 Class 10	0.0	.0	0.0		
5.2 Class 20	0.0	.0	0.0		
5.3 Class 30	0.0	.0	0.0		
5.4 Class 40	0.0	.0	0.0		
5.5 Class 50	0.0	.0	0.0		
5.6 Class 6						0	0.0	0	0.0		
5.7 Totals	0	0	0	0	0	0	0.0	0	0.0	0	0

ANNUAL STATEMENT FOR THE YEAR 2002 OF THE Nationwide Health Plans, Inc.

SCHEDULE D - PART 1A - SECTION 1 (continued)

Quality and Maturity Distribution of All Bonds Owned December 31, at Book/Adjusted Carrying Values by Major Types of Issues and NAIC Designations

Quality Rating per the NAIC Designation	1 1 Year or Less	2 Over 1 Year Through 5 Years	3 Over 5 Years Through 10 Years	4 Over 10 Years Through 20 Years	5 Over 20 Years	6 Total Current Year	7 Col. 6 as a % of Line 10.7	8 Total from Col. 6 Prior Year	9 % From Col. 7 Prior Year	10 Total Publicly Traded	11 Total Privately Placed (a)
6. Public Utilities (Unaffiliated), Schedules D & DA (Group 6)											
6.1 Class 10	.00	.0	.00		
6.2 Class 20	.00	.0	.00		
6.3 Class 30	.00	.0	.00		
6.4 Class 40	.00	.0	.00		
6.5 Class 50	.00	.0	.00		
6.6 Class 6						0	0.0	0	0.0		
6.7 Totals	0	0	0	0	0	0	0.0	0	0.0	0	0
7. Industrial & Miscellaneous (Unaffiliated), Schedules D & DA (Group 7)											
7.1 Class 10	.00	.0	.00		
7.2 Class 20	.00	.0	.00		
7.3 Class 30	.00	.0	.00		
7.4 Class 40	.00	.0	.00		
7.5 Class 50	.00	.0	.00		
7.6 Class 6						0	0.0	0	0.0		
7.7 Totals	0	0	0	0	0	0	0.0	0	0.0	0	0
8. Credit Tenant Loans, Schedules D & DA (Group 8)											
8.1 Class 10	.00	.0	.00		
8.2 Class 20	.00	.0	.00		
8.3 Class 30	.00	.0	.00		
8.4 Class 40	.00	.0	.00		
8.5 Class 50	.00	.0	.00		
8.6 Class 6						0	0.0	0	0.0		
8.7 Totals	0	0	0	0	0	0	0.0	0	0.0	0	0
9. Parent, Subsidiaries and Affiliates, Schedules D & DA (Group 9)											
9.1 Class 10	.00	.0	.00		
9.2 Class 20	.00	.0	.00		
9.3 Class 30	.00	.0	.00		
9.4 Class 40	.00	.0	.00		
9.5 Class 50	.00	.0	.00		
9.6 Class 6						0	0.0	0	0.0		
9.7 Totals	0	0	0	0	0	0	0.0	0	0.0	0	0

ANNUAL STATEMENT FOR THE YEAR 2002 OF THE Nationwide Health Plans, Inc.

SCHEDULE D - PART 1A - SECTION 1 (continued)

Quality and Maturity Distribution of All Bonds Owned December 31, at Book/Adjusted Carrying Values by Major Types of Issues and NAIC Designations

Quality Rating per the NAIC Designation	1 1 Year or Less	2 Over 1 Year Through 5 Years	3 Over 5 Years Through 10 Years	4 Over 10 Years Through 20 Years	5 Over 20 Years	6 Total Current Year	7 Col. 6 as a % of Line 10.7	8 Total from Col. 6 Prior Year	9 % From Col. 7 Prior Year	10 Total Publicly Traded	11 Total Privately Placed (a)
10. Total Bonds Current Year											
10.1 Class 1	.0	.0	.0	.0	.0	.0	0.0	XXX	XXX	.0	.0
10.2 Class 2	.0	.0	.0	.0	.0	.0	0.0	XXX	XXX	.0	.0
10.3 Class 3	.0	.0	.0	.0	.0	.0	0.0	XXX	XXX	.0	.0
10.4 Class 4	.0	.0	.0	.0	.0	.0	0.0	XXX	XXX	.0	.0
10.5 Class 5	.0	.0	.0	.0	.0	.0	0.0	XXX	XXX	.0	.0
10.6 Class 6	.0	.0	.0	.0	.0	.0	0.0	XXX	XXX	.0	.0
10.7 Totals	.0	.0	.0	.0	.0	.0	0.0	XXX	XXX	.0	.0
10.8 Line 10.7 as a % of Col. 6	0.0	0.0	0.0	0.0	0.0	0.0	XXX	XXX	XXX	0.0	0.0
11. Total Bonds Prior Year											
11.1 Class 1	.0	.0	.0	.0	.0	XXX	XXX	.0	0.0	.0	.0
11.2 Class 2	.0	.0	.0	.0	.0	XXX	XXX	.0	0.0	.0	.0
11.3 Class 3	.0	.0	.0	.0	.0	XXX	XXX	.0	0.0	.0	.0
11.4 Class 4	.0	.0	.0	.0	.0	XXX	XXX	.0	0.0	.0	.0
11.5 Class 5	.0	.0	.0	.0	.0	XXX	XXX	.0	0.0	.0	.0
11.6 Class 6	.0	.0	.0	.0	.0	XXX	XXX	.0	0.0	.0	.0
11.7 Totals	.0	.0	.0	.0	.0	XXX	XXX	.0	0.0	.0	.0
11.8 Line 11.7 as a % of Col. 8	0.0	0.0	0.0	0.0	0.0	XXX	XXX	0.0	XXX	0.0	0.0
12. Total Publicly Traded Bonds											
12.1 Class 1						.0	0.0	.0	0.0	.0	XXX
12.2 Class 2						.0	0.0	.0	0.0	.0	XXX
12.3 Class 3						.0	0.0	.0	0.0	.0	XXX
12.4 Class 4						.0	0.0	.0	0.0	.0	XXX
12.5 Class 5						.0	0.0	.0	0.0	.0	XXX
12.6 Class 6						.0	0.0	.0	0.0	.0	XXX
12.7 Totals	.0	.0	.0	.0	.0	.0	0.0	.0	0.0	.0	XXX
12.8 Line 12.7 as a % of Col. 6	0.0	0.0	0.0	0.0	0.0	0.0	XXX	XXX	XXX	0.0	XXX
12.9 Line 12.7 as a % of Line 10.7, Col. 6, Section 10	0.0	0.0	0.0	0.0	0.0	0.0	XXX	XXX	XXX	0.0	XXX
13. Total Privately Placed Bonds											
13.1 Class 1						.0	0.0	.0	0.0	XXX	.0
13.2 Class 2						.0	0.0	.0	0.0	XXX	.0
13.3 Class 3						.0	0.0	.0	0.0	XXX	.0
13.4 Class 4						.0	0.0	.0	0.0	XXX	.0
13.5 Class 5						.0	0.0	.0	0.0	XXX	.0
13.6 Class 6						.0	0.0	.0	0.0	XXX	.0
13.7 Totals	.0	.0	.0	.0	.0	.0	0.0	.0	0.0	XXX	.0
13.8 Line 13.7 as a % of Col. 6	0.0	0.0	0.0	0.0	0.0	0.0	XXX	XXX	XXX	XXX	0.0
13.9 Line 13.7 as a % of Line 10.7, Col. 6, Section 10	0.0	0.0	0.0	0.0	0.0	0.0	XXX	XXX	XXX	XXX	0.0

(a) Includes \$ freely tradable under SEC Rule 144 or qualified for resale under SEC Rule 144A.
 (b) Includes \$ current year, \$ prior year of bonds with Z designations and \$, current year, \$ prior year of bonds with Z* designations. The letter "Z" means the NAIC designation was not assigned by the Securities Valuation Office (SVO) at the date of the statement. "Z*" means the SVO could not evaluate the obligation because valuation procedures for the security class is under regulatory review.
 (c) Includes \$ current year, \$ prior year of bonds with 5* designations and \$, current year, \$ prior year of bonds with 6* designations. "5*" means the NAIC designation was assigned by the SVO in reliance on the insurer's certification that the issuer is current in all principal and interest payments. "6*" means the NAIC designation was assigned by the SVO due to inadequate certification of principal and interest payments.

39

ANNUAL STATEMENT FOR THE YEAR 2002 OF THE Nationwide Health Plans, Inc.

SCHEDULE D - PART 1A - SECTION 2

Maturity Distribution of All Bonds Owned December 31, at Book/Adjusted Carrying Values by Major Type and Subtype of Issues

Distribution by Type	1 1 Year or Less	2 Over 1 Year Through 5 Years	3 Over 5 Years Through 10 Years	4 Over 10 Years Through 20 Years	5 Over 20 Years	6 Total Current Year	7 Col. 6 as a % of Line 10.7	8 Total from Col 6 Prior Year	9 % From Col. 7 Prior Year	10 Total Publicly Traded	11 Total Privately Placed
1. U.S. Governments, Schedules D & DA (Group 1)											
1.1 Issuer Obligations0	.0.0	.0	.0.0		
1.2 Single Class Mortgage-Backed/Asset-Backed Securities						0	0.0	0	0.0		
1.7 Totals	0	0	0	0	0	0	0.0	0	0.0	0	0
2. All Other Governments, Schedules D & DA (Group 2)											
2.1 Issuer Obligations0	.0.0	.0	.0.0		
2.2 Single Class Mortgage-Backed/Asset-Backed Securities0	.0.0	.0	.0.0		
MULTI-CLASS RESIDENTIAL MORTGAGE-BACKED SECURITIES											
2.3 Defined0	.0.0	.0	.0.0		
2.4 Other0	.0.0	.0	.0.0		
MULTI-CLASS COMMERCIAL MORTGAGE-BACKED/ASSET- BACKED SECURITIES											
2.5 Defined0	.0.0	.0	.0.0		
2.6 Other						0	0.0	0	0.0		
2.7 Totals	0	0	0	0	0	0	0.0	0	0.0	0	0
3. States, Territories, and Possessions Guaranteed, Schedules D & DA (Group 3)											
3.1 Issuer Obligations0	.0.0	.0	.0.0		
3.2 Single Class Mortgage-Backed/Asset-Backed Securities0	.0.0	.0	.0.0		
MULTI-CLASS RESIDENTIAL MORTGAGE-BACKED SECURITIES											
3.3 Defined0	.0.0	.0	.0.0		
3.4 Other0	.0.0	.0	.0.0		
MULTI-CLASS COMMERCIAL MORTGAGE-BACKED/ASSET- BACKED SECURITIES											
3.5 Defined0	.0.0	.0	.0.0		
3.6 Other						0	0.0	0	0.0		
3.7 Totals	0	0	0	0	0	0	0.0	0	0.0	0	0
4. Political Subdivisions of States, Territories and Possessions, Guaranteed, Schedules D & DA (Group 4)											
4.1 Issuer Obligations0	.0.0	.0	.0.0		
4.2 Single Class Mortgage-Backed/Asset-Backed Securities0	.0.0	.0	.0.0		
MULTI-CLASS RESIDENTIAL MORTGAGE-BACKED SECURITIES											
4.3 Defined0	.0.0	.0	.0.0		
4.4 Other0	.0.0	.0	.0.0		
MULTI-CLASS COMMERCIAL MORTGAGE-BACKED/ASSET- BACKED SECURITIES											
4.5 Defined0	.0.0	.0	.0.0		
4.6 Other						0	0.0	0	0.0		
4.7 Totals	0	0	0	0	0	0	0.0	0	0.0	0	0
5. Special Revenue & Special Assessment Obligations etc., Non-Guaranteed, Schedules D & DA (Group 5)											
5.1 Issuer Obligations0	.0.0	.0	.0.0		
5.2 Single Class Mortgage-Backed/Asset-Backed Securities0	.0.0	.0	.0.0		
MULTI-CLASS RESIDENTIAL MORTGAGE-BACKED SECURITIES											
5.3 Defined0	.0.0	.0	.0.0		
5.4 Other0	.0.0	.0	.0.0		
MULTI-CLASS COMMERCIAL MORTGAGE-BACKED/ASSET- BACKED SECURITIES											
5.5 Defined0	.0.0	.0	.0.0		
5.6 Other						0	0.0	0	0.0		
5.7 Totals	0	0	0	0	0	0	0.0	0	0.0	0	0

ANNUAL STATEMENT FOR THE YEAR 2002 OF THE Nationwide Health Plans, Inc.

SCHEDULE D - PART 1A - SECTION 2 (continued)

Maturity Distribution of All Bonds Owned December 31, at Book/Adjusted Carrying Values by Major Type and Subtype of Issues

Distribution by Type	1 1 Year or Less	2 Over 1 Year Through 5 Years	3 Over 5 Years Through 10 Years	4 Over 10 Years Through 20 Years	5 Over 20 Years	6 Total Current Year	7 Col. 6 as a % of Line 10.7	8 Total from Col. 6 Prior Year	9 % From Col. 7 Prior Year	10 Total Publicly Traded	11 Total Privately Placed
6. Public Utilities (Unaffiliated), Schedules D & DA (Group 6)											
6.1 Issuer Obligations						0	0.0	0	0.0		
6.2 Single Class Mortgage-Backed/Asset-Based Securities						0	0.0	0	0.0		
MULTI-CLASS RESIDENTIAL MORTGAGE- BACKED SECURITIES											
6.3 Defined						0	0.0	0	0.0		
6.4 Other						0	0.0	0	0.0		
MULTI-CLASS COMMERCIAL MORTGAGE- BACKED/ASSET-BACKED SECURITIES											
6.5 Defined						0	0.0	0	0.0		
6.6 Other						0	0.0	0	0.0		
6.7 Totals	0	0	0	0	0	0	0.0	0	0.0	0	0
7. Industrial & Miscellaneous (Unaffiliated), Schedules D & DA (Group 7)											
7.1 Issuer Obligations						0	0.0	0	0.0		
7.2 Single Class Mortgage-Backed/Asset-Based Securities						0	0.0	0	0.0		
MULTI-CLASS RESIDENTIAL MORTGAGE- BACKED SECURITIES											
7.3 Defined						0	0.0	0	0.0		
7.4 Other						0	0.0	0	0.0		
MULTI-CLASS COMMERCIAL MORTGAGE- BACKED/ASSET-BACKED SECURITIES											
7.5 Defined						0	0.0	0	0.0		
7.6 Other						0	0.0	0	0.0		
7.7 Totals	0	0	0	0	0	0	0.0	0	0.0	0	0
8. Credit Tenant Loans, Schedules D & DA (Group 8)											
8.1 Issuer Obligations						0	0.0	0	0.0		
8.7 Totals	0	0	0	0	0	0	0.0	0	0.0	0	0
9. Parents, Subsidiaries and Affiliates, Schedules D & DA (Group 9)											
9.1 Issuer Obligations						0	0.0	0	0.0		
9.2 Single Class Mortgage-Backed/Asset-Based Securities						0	0.0	0	0.0		
MULTI-CLASS RESIDENTIAL MORTGAGE- BACKED SECURITIES											
9.3 Defined						0	0.0	0	0.0		
9.4 Other						0	0.0	0	0.0		
MULTI-CLASS COMMERCIAL MORTGAGE- BACKED/ASSET-BACKED SECURITIES											
9.5 Defined						0	0.0	0	0.0		
9.6 Other						0	0.0	0	0.0		
9.7 Totals	0	0	0	0	0	0	0.0	0	0.0	0	0

ANNUAL STATEMENT FOR THE YEAR 2002 OF THE Nationwide Health Plans, Inc.

SCHEDULE D - PART 1A - SECTION 2 (continued)

Maturity Distribution of All Bonds Owned December 31, at Book/Adjusted Carrying Values by Major Type and Subtype of Issues

Distribution by Type	1 1 Year or Less	2 Over 1 Year Through 5 Years	3 Over 5 Years Through 10 Years	4 Over 10 Years Through 20 Years	5 Over 20 Years	6 Total Current Year	7 Col. 6 as a % of Line 10.7	8 Total From Col. 6 Prior Year	9 % From Col. 7 Prior Year	10 Total Publicly Traded	11 Total Privately Placed
10. Total Bonds Current Year											
10.1 Issuer Obligations	0	0	0	0	0	0	0.0	XXX	XXX	0	0
10.2 Single Class Mortgage-Backed/Asset-Backed Bonds MULTI-CLASS RESIDENTIAL MORTGAGE-BACKED SECURITIES	0	0	0	0	0	0	0.0	XXX	XXX	0	0
10.3 Defined	0	0	0	0	0	0	0.0	XXX	XXX	0	0
10.4 Other MULTI-CLASS COMMERCIAL MORTGAGE-BACKED/ASSET-BACKED SECURITIES	0	0	0	0	0	0	0.0	XXX	XXX	0	0
10.5 Defined	0	0	0	0	0	0	0.0	XXX	XXX	0	0
10.6 Other	0	0	0	0	0	0	0.0	XXX	XXX	0	0
10.7 Totals	0	0	0	0	0	0	0.0	XXX	XXX	0	0
10.8 Line 10.7 as a % of Col. 6	0.0	0.0	0.0	0.0	0.0	0.0	XXX	XXX	XXX	0.0	0.0
11. Total Bonds Prior Year											
11.1 Issuer Obligations	0	0	0	0	0	XXX	XXX	0	0.0	0	0
11.2 Single Class Mortgage-Backed/Asset-Backed Bonds MULTI-CLASS RESIDENTIAL MORTGAGE-BACKED SECURITIES	0	0	0	0	0	XXX	XXX	0	0.0	0	0
11.3 Defined	0	0	0	0	0	XXX	XXX	0	0.0	0	0
11.4 Other MULTI-CLASS COMMERCIAL MORTGAGE-BACKED/ASSET-BACKED SECURITIES	0	0	0	0	0	XXX	XXX	0	0.0	0	0
11.5 Defined	0	0	0	0	0	XXX	XXX	0	0.0	0	0
11.6 Other	0	0	0	0	0	XXX	XXX	0	0.0	0	0
11.7 Totals	0	0	0	0	0	XXX	XXX	0	0.0	0	0
11.8 Line 11.7 as a % of Col. 8	0.0	0.0	0.0	0.0	0.0	XXX	XXX	0.0	XXX	0.0	0.0
12. Total Publicly Traded Bonds											
12.1 Issuer Obligations						0	0.0	0	0.0	0	XXX
12.2 Single Class Mortgage-Backed/Asset-Backed Bonds MULTI-CLASS RESIDENTIAL MORTGAGE-BACKED SECURITIES						0	0.0	0	0.0	0	XXX
12.3 Defined						0	0.0	0	0.0	0	XXX
12.4 Other MULTI-CLASS COMMERCIAL MORTGAGE-BACKED/ASSET-BACKED SECURITIES						0	0.0	0	0.0	0	XXX
12.5 Defined						0	0.0	0	0.0	0	XXX
12.6 Other						0	0.0	0	0.0	0	XXX
12.7 Totals	0	0	0	0	0	0	0.0	0	0.0	0	XXX
12.8 Line 12.7 as a % of Col. 6	0.0	0.0	0.0	0.0	0.0	0.0	XXX	XXX	XXX	0.0	XXX
12.9 Line 12.7 as a % of Line 10.7, Col. 6, Section 10	0.0	0.0	0.0	0.0	0.0	0.0	XXX	XXX	XXX	0.0	XXX
13. Total Privately Placed Bonds											
13.1 Issuer Obligations						0	0.0	0	0.0	XXX	0
13.2 Single Class Mortgage-Backed/Asset-Backed Bonds MULTI-CLASS RESIDENTIAL MORTGAGE-BACKED SECURITIES						0	0.0	0	0.0	XXX	0
13.3 Defined						0	0.0	0	0.0	XXX	0
13.4 Other MULTI-CLASS COMMERCIAL MORTGAGE-BACKED/ASSET-BACKED SECURITIES						0	0.0	0	0.0	XXX	0
13.5 Defined						0	0.0	0	0.0	XXX	0
13.6 Other						0	0.0	0	0.0	XXX	0
13.7 Totals	0	0	0	0	0	0	0.0	0	0.0	XXX	0
13.8 Line 13.7 as a % of Col. 6	0.0	0.0	0.0	0.0	0.0	0.0	XXX	XXX	XXX	XXX	0.0
13.9 Line 13.7 as a % of Line 10.7, Col. 6, Section 10	0.0	0.0	0.0	0.0	0.0	0.0	XXX	XXX	XXX	XXX	0.0

ANNUAL STATEMENT FOR THE YEAR 2002 OF THE Nationwide Health Plans, Inc.

SCHEDULE DA - PART 2

Verification of SHORT-TERM INVESTMENTS Between Years

	1	2	3	4	5
	Total	Bonds	Mortgage Loans	Other Short-term Investment Assets(a)	Investments in Parent, Subsidiaries and Affiliates
1. Book/adjusted carrying value, prior year	0	0	0	0	0
2. Cost of short-term investments acquired	0				
3. Increase (decrease) by adjustment	0				
4. Increase (decrease) by foreign exchange adjustment	0				
5. Total profit (loss) on disposal of short-term investments	0				
6. Consideration received on disposal of short-term investments	0				
7. Book/adjusted carrying value, current year	0	0	0	0	0
8. Total valuation allowance	0				
9. Subtotal (Lines 7 plus 8)	0	0	0	0	0
10. Total nonadmitted amounts	0				
11. Statement value (Lines 9 minus 10)	0	0	0	0	0
12. Income collected during year	0				
13. Income earned during year	0				

(a) Indicate the category of such assets, for example, joint ventures, transportation equipment:

43

SCHEDULE DB - PART A - VERIFICATION BETWEEN YEARS

Verification Between Years of Aggregate Write-in Book Value on Options, Caps, Floors and Insurance Futures Options Owned

1. Aggregate write-in book value, December 31, prior year (Line 8, prior year)	0
2. Cost/Option Premium (Section 2, Column 7)	0
3. Increase/(Decrease) by Adjustment (Section 1, Column 12)+(Section 3, Column 13)	0
4. Gain/(Loss) on Termination:	
4.1 Recognized (Section 3, Column 14)	0
4.2 Used to Adjust Basis of Hedged Item (Section 3, Column 15)	0
5. Consideration received on terminations (Section 3, Column 12)	0
6. Used to Adjust Basis on Open Contracts (Section 1, Column 13)	0
7. Disposition of deferred amount on contracts terminated in prior year:	
7.1 Recognized	
7.2 Used to Adjust Basis of Hedged Item	0
8. Aggregate write-in book value, December 31, Current Year (Lines 1 + 2 + 3 + 4 - 5 - 6 - 7)	0

SCHEDULE DB - PART B - VERIFICATION BETWEEN YEARS

Verification Between Years of Aggregate Write-in Book Value on Options, Caps, Floors and Insurance Futures Options Written

1. Aggregate write-in book value, December 31, prior year (Line 8, prior year)	0
2. Consideration received (Section 2, Column 7)	0
3. Increase/(Decrease) by Adjustment (Section 1, Column 12)+(Section 3, Column 13)	0
4. Gain/(Loss) on Termination:	
4.1 Recognized (Section 3, Column 14)	0
4.2 Used to Adjust Basis (Section 3, Column 15)	0
5. Consideration paid on terminations (Section 3, Column 12)	0
6. Used to Adjust Basis on Open Contracts (Section 1, Column 13)	0
7. Disposition of deferred amount on contracts terminated in prior year:	
7.1 Recognized	
7.2 Used to Adjust Basis	0
8. Aggregate write-in book value, December 31, Current Year (Lines 1 + 2 + 3 + 4 - 5 - 6 - 7)	0

SCHEDULE DB - PART C - VERIFICATION BETWEEN YEARS

Verification Between Years of Aggregate Write-in Book Value on Swaps and Forwards

1. Aggregate write-in book value, December 31, prior year (Section 4, Line 8, prior year)	0
2. Cost or (Consideration Received) (Section 2, Column 7)	0
3. Increase/(Decrease) by Adjustment (Section 1, Column 12) plus (Section 3, Column 13)	0
4. Gain/(Loss) on Termination:	
4.1 Recognized (Section 3, Column 14)	0
4.2 Used to Adjust Basis of Hedged Item (Section 3, Column 15)	0
5. Consideration received (or paid) on terminations (Section 3, Column 12)	0
6. Used to Adjust Basis of Hedged Item on Open Contracts (Section 1, Column 13)	0
7. Disposition of deferred amount on contracts terminated in prior year:	
7.1 Recognized	
7.2 Used to Adjust Basis of Hedged Item	0
8. Aggregate write-in book value, December 31, Current Year (Lines 1 + 2 + 3 + 4 - 5 - 6 - 7)	0

SCHEDULE DB - PART D - VERIFICATION BETWEEN YEARS

Verification Between Years of Aggregate Write-in Book Value on Futures Contracts and Insurance Futures Contracts

1. Aggregate write-in book value, December 31, prior year (Section 4, Line 8, prior year)	0
2. Change in total Variation Margin on Open Contracts (Difference between years - Section 1, Column 6)	0
3.1 Change in Variation Margin on Open Contracts used to Adjust Basis of Hedged Item (Section 1, Column 11)	0
3.2 Change in variation margin on open contracts recognized (Difference between years - Section 1, Column 10)	0
4.1 Variation Margin on Contracts Terminated During the Year (Section 3, Column 6)	0
4.2 Less:	
4.21 Gain/(Loss) Recognized in Current Year (Section 3, Column 11)	0
4.22 Gain/(Loss) Used to Adjust Basis of Hedge (Section 3, Column 12)	0
4.3 Subtotal (Line 4.1 minus Line 4.2)	0
5.1 Net additions to Cash Deposits (Section 2, Column 7)	0
5.2 Less: Net Reductions to Cash Deposits (Section 3, Column 9)	0
6. Subtotal (Lines 1 - 2 + 3.1 + 3.2 - 4.3 + 5.2)	0
7. Disposition of Gain/(Loss) on Contracts Terminated in Prior Year:	
7.1 Recognized	
7.2 Used to Adjust Basis of Hedged Item	0
8. Aggregate write-in book value, December 31, Current Year (Lines 6 + 7.1 + 7.2)	0

SCHEDULE DB - PART E - VERIFICATION BETWEEN YEARS

Verification of Statement Value and Fair Value of Open Contracts

	Statement Value
1. Part A, Section 1, Column 10	0
2. Part B, Section 1, Column 10	0
3. Part C, Section 1, Column 10	0
4. Part D, Section 1, Column 9 - 12	0
5. Lines (1) - (2) + (3) + (4)	0
6. Part E, Section 1, Column 4	0
7. Part E, Section 1, Column 5	0
8. Lines (5) - (6) - (7)	0
	Fair Value
9. Part A, Section 1, Column 11	0
10. Part B, Section 1, Column 11	0
11. Part C, Section 1, Column 11	0
12. Part D, Section 1, Column 9	0
13. Lines (9) - (10) + (11) + (12)	0
14. Part E, Section 1, Column 7	0
15. Part E, Section 1, Column 8	0
16. Lines (13) - (14) - (15)	0

ANNUAL STATEMENT FOR THE YEAR 2002 OF THE Nationwide Health Plans, Inc.

SCHEDULE DB - PART F - SECTION 2

Reconciliation of Replicated (Synthetic) Assets Open

	First Quarter		Second Quarter		Third Quarter		Fourth Quarter		Year-to-Date	
	1 Number of Positions	2 Total Replicated (Synthetic) Assets Statement Value	3 Number of Positions	4 Total Replicated (Synthetic) Assets Statement Value	5 Number of Positions	6 Total Replicated (Synthetic) Assets Statement Value	7 Number of Positions	8 Total Replicated (Synthetic) Assets Statement Value	9 Number of Positions	10 Total Replicated (Synthetic) Assets Statement Value
1. Beginning Inventory	0	0	0	0	0	0	0	0	0	0
2. Add: Opened or Acquired Transactions									0	0
3. Add: Increases in Replicated Asset Statement Value	XXX		XXX		XXX		XXX		XXX	0
4. Less: Closed or Disposed of Transactions									0	0
5. Less: Positions Disposed of For Failing Effectiveness Criteria									0	0
6. Less: Decreases in Replicated (Synthetic) Asset Statement Value	XXX		XXX		XXX		XXX		XXX	0
7. Ending Inventory	0	0	0	0	0	0	0	0	0	0

47

Schedule S-Part 5
Five-Year Exhibit of Reinsurance Ceded Business
(000 Omitted)

	1 2002	2 2001	3 2000	4 1999	5 1998
A. OPERATIONS ITEMS					
1. Premiums.....	0	0	1,474	1,405	1,272
2. Title XVIII-Medicare.....	0	0	0	0	0
3. Title XIX-Medicaid.....	0	0	0	0	0
4. Commissions and reinsurance expense allowance.....	0	0	0	0	0
5. Total medical and hospital expenses.....	0	0	0	0	0
B. BALANCE SHEET ITEMS					
6. Premiums receivable.....	0	0	0	0	0
7. Claims payable.....	0	0	0	0	0
8. Reinsurance recoverable on paid losses.....	0	1,067	878	1,570	1,246
9. Experience rating refunds due or unpaid.....	0	0	0	0	0
10. Commissions and reinsurance expense allowances unpaid.....	0	0	0	0	0
11. Unauthorized reinsurance offset.....	0	0	0	0	0
C. UNAUTHORIZED REINSURANCE (DEPOSITS BY AND FUNDS WITHHELD FROM)					
12. Funds deposited by and withheld from (F).....	0	0	0	0	0
13. Letters of credit (L).....	0	0	0	0	0
14. Trust agreements (T).....	0	0	0	0	0
15. Other (O).....	0	0	0	0	0

SCHEDULE S-PART 6

Restatement of Balance Sheet to Identify Net Credit For Ceded Reinsurance

	1	2	3
	As Reported (net of ceded)	Restatement Adjustments	Restated (gross of ceded)
ASSETS (Page 2, Col. 3)			
1. Cash and invested assets (Line 9)	1,752,270		1,752,270
2. Amounts recoverable from reinsurers (Line 12)	0		0
3. Accident and health premiums due and unpaid (Line 10).....	0		0
4. Net credit for ceded reinsurance.....	XXX	0	0
5. All other admitted assets (Balance).....	742,568		742,568
6. Total assets (Line 23)	2,494,838	0	2,494,838
LIABILITIES, CAPITAL AND SURPLUS (Page 3)			
7. Claims unpaid (Line 1).....	(96,384)	0	(96,384)
8. Accrued medical incentive pool and bonus payments (Line 2).....	0		0
9. Premiums received in advance (Line 6).....	0		0
10. Reinsurance in unauthorized companies (Line 14).....	0		0
11. All other liabilities (Balance).....	193,450		193,450
12. Total liabilities (Line 18).....	97,066	0	97,066
13. Total capital and surplus (Line 26).....	2,397,772	XXX	2,397,772
14. Total liabilities, capital and surplus (Line 27)	2,494,838	0	2,494,838
NET CREDIT FOR CEDED REINSURANCE			
15. Claims unpaid.....	0		
16. Accrued medical incentive pool.....	0		
17. Premiums received in advance	0		
18. Reinsurance recoverable on paid losses	0		
19. Other ceded reinsurance recoverables	0		
20. Total ceded reinsurance recoverables	0		
21. Premiums receivable	0		
22. Unauthorized reinsurance	0		
23. Other ceded reinsurance payables/offsets	0		
24. Total ceded reinsurance payable/offsets	0		
25. Total net credit for ceded reinsurance	0		

SCHEDULE Y (continued)
PART 2 - SUMMARY OF INSURER'S TRANSACTIONS WITH ANY AFFILIATES

1	2	3	4	5	6	7	8	9	10	11	12	13
NAIC Company Code	Federal ID Number	Names of Insurers and Parent, Subsidiaries or Affiliates	Shareholder Dividends	Capital Contributions	Purchases, Sales or Exchanges of Loans, Securities, Real Estate, Mortgage Loans or Other Investments	Income/ (Disbursements) Incurred in Connection with Guarantees or Undertakings for the Benefit of any Affiliate(s)	Management Agreements and Service Contracts	Income/ (Disbursements) Incurred Under Reinsurance Agreements	*	Any Other Material Activity Not in the Ordinary Course of the Insurer's Business	Totals	Reinsurance Recoverable/ (Payable) on Losses and/or Reserve Credit Taken/(Liability)
66869.....	31-4156830.....	Nationwide Life Insurance Company.....									.0	
95194.....	31-1125592.....	Nationwide HMO, Inc.....									.0	
9999999 Control Totals			0	0	0	0	0	0	XXX	0	0	0

56

SUPPLEMENTAL EXHIBITS AND SCHEDULES INTERROGATORIES

The following supplemental reports are required to be filed as part of your annual statement filing. However, in the event that your company does not transact the type of business for which the special report must be filed, your response of **NO** to the specific interrogatory will be accepted in lieu of filing a "NONE" report and a bar code will be printed below. If the supplement is required of your company but is not filed for whatever reason enter SEE EXPLANATION and provide an explanation following the interrogatory questions.

MARCH FILING

- 1. Will the Medicare Supplement Insurance Experience Exhibit be filed with the state of domicile and the NAIC by March 1?..... Yes [] No [X]
- 2. Will the Supplemental Compensation Exhibit be filed with the state of domicile by March 1?..... Yes [] No [X]
- 3. Will an actuarial certification be filed by March 1?..... Yes [X] No []
- 4. Will the Risk-based Capital Report be filed with the NAIC by March 1?..... Yes [X] No []
- 5. Will the Risk-based Capital Report be filed with the state of domicile, if required by March 1?..... Yes [X] No []
- 6. Will the SVO Compliance Certification be filed by March 1? Yes [] No [X]

APRIL FILING






- 7. Will Management's Discussion and Analysis be filed by April 1?..... Yes [X] No []
- 8. Will the Long-term Care Experience Reporting Forms be filed with the state of domicile by April 1?..... Yes [] No [X]
- 9. Will the Investment Risks Interrogatories be filed by April 1? Yes [] No [X]

JUNE FILING

- 10. Will an audited financial report be filed by June 1 with the state of domicile? Yes [X] No []

EXPLANATIONS:

BAR CODE:

- 1.  9 5 1 9 4 2 0 0 2 3 6 0 5 8 0 0 0
- 2.  9 5 1 9 4 2 0 0 2 4 6 0 0 0 0 0 0
- 6.  9 5 1 9 4 2 0 0 2 4 7 0 0 0 0 0 0
- 8.  9 5 1 9 4 2 0 0 2 3 3 0 5 8 0 0 0
- 9.  9 5 1 9 4 2 0 0 2 2 8 5 0 0 0 0 0

OVERFLOW PAGE FOR WRITE-INS

M014 Additional Aggregate Lines for Page 14 Line 25.

*EXEXP

2504. interest expense.....		942		942
2597. Summary of remaining write-ins for Line 25 from Page 14	0	942	0	942