



ANNUAL STATEMENT
FOR THE YEAR ENDED DECEMBER 31, 2002
OF THE CONDITION AND AFFAIRS OF THE

AMERICAN RETIREMENT LIFE INSURANCE COMPANY

NAIC Group Code 0084 0084 NAIC Company Code 88366 Employer's ID Number 59-2760189
Organized under the Laws of Ohio, State of Domicile or Port of Entry Ohio
Country of Domicile United States of America
Incorporated 05/12/1978 Commenced Business 11/27/1978
Statutory Home Office 250 East Fifth Street, Cincinnati, OH 45202
Main Administrative Office 440 Mount Rushmore Road, Rapid City, SD 57701
Mail Address Post Office Box 5420, Cincinnati, OH 45201-5420
Primary Location of Books and Records 250 East Fifth Street, Cincinnati, OH 45202
Internet Website Address www.gafri.com
Statement Contact Brian Patrick Sponaugle, bsponaugle@gafri.com, 513-412-2931
Policyowner Relations Contact Policyowner Service Department, 525 Vine Street, Cincinnati, OH 45202

OFFICERS

President Charles Richard Scheper Secretary Mark Francis Muething
Treasurer Richard Lee Magoteaux # Actuary Richard Lee Sutton

VICE PRESIDENTS

William Jack Maney II Mark Francis Muething #

DIRECTORS OR TRUSTEES

Stephen Craig Lindner William Jack Maney II Christopher Patrick Miliano
Mark Francis Muething David Butler Rich Charles Richard Scheper

State of Ohio }
County of Hamilton } ss

The officers of this reporting entity, being duly sworn, each depose and say that they are the described officers of said reporting entity, and that on the reporting period stated above, all of the herein described assets were the absolute property of the said reporting entity, free and clear from any liens or claims thereon, except as herein stated, and that this statement, together with related exhibits, schedules and explanations therein contained, annexed or referred to is a full and true statement of all the assets and liabilities and of the condition and affairs of the said reporting entity as of the reporting period stated above, and of its income and deductions therefrom for the period ended, and have been completed in accordance with the NAIC Annual Statement Instructions and Accounting Practices and Procedures Manual except to the extent that: (1) state law may differ; or, (2) that state rules or regulations require differences in reporting not related to accounting practices and procedures, according to the best of their information, knowledge and belief, respectively.

Charles Richard Scheper President Mark Francis Muething Secretary Richard Lee Magoteaux Treasurer

Subscribed and sworn to before me this
day of February, 2003

a. Is this an original filing? Yes [X] No []
b. If no,
1. State the amendment number
2. Date filed
3. Number of pages attached



ANNUAL STATEMENT FOR THE YEAR 2002 OF THE AMERICAN RETIREMENT LIFE INSURANCE COMPANY

DIRECT BUSINESS IN THE STATE OF Alabama

DURING THE YEAR 2002

NAIC Group Code 0084

LIFE INSURANCE

NAIC Company Code 88366

Table with 5 columns: 1 Ordinary, 2 Credit Life (Group and Individual), 3 Group, 4 Industrial, 5 Total. Rows include DIRECT PREMIUMS AND ANNUITY CONSIDERATIONS, DIRECT DIVIDENDS TO POLICYHOLDERS, DIRECT CLAIMS AND BENEFITS PAID, and DETAILS OF WRITE-INS.

Table with 11 columns: 1 No., 2 Amount, 3 No. of Ind. Pols. & Gr. Certifs., 4 Amount, 5 No. of Certifs., 6 Amount, 7 No., 8 Amount, 9 No., 10 Amount. Rows include DIRECT DEATH BENEFITS AND MATURED ENDOWMENTS INCURRED and POLICY EXHIBIT.

(a) Includes Individual Credit Life Insurance: prior year \$ current year \$ Includes Group Credit Life Insurance: Loans less than or equal to 60 months at issue, prior year \$ current year \$ Loans greater than 60 months at issue BUT NOT GREATER THAN 120 MONTHS, prior year \$ current year \$

ACCIDENT AND HEALTH INSURANCE

Table with 5 columns: 1 Direct Premiums, 2 Direct Premiums Earned, 3 Dividends Paid Or Credited On Direct Business, 4 Direct Losses Paid, 5 Direct Losses Incurred. Content is mostly blank with a large 'NONE' watermark.



ANNUAL STATEMENT FOR THE YEAR 2002 OF THE AMERICAN RETIREMENT LIFE INSURANCE COMPANY

DIRECT BUSINESS IN THE STATE OF Arizona

DURING THE YEAR 2002

NAIC Group Code 0084

LIFE INSURANCE

NAIC Company Code 88366

Table with columns: DIRECT PREMIUMS AND ANNUITY CONSIDERATIONS, 1 Ordinary, 2 Credit Life (Group and Individual), 3 Group, 4 Industrial, 5 Total. Rows include Life insurance, Annuity considerations, Direct Dividends to Policyholders, Direct Claims and Benefits Paid, and Details of Write-ins.

Table with columns: DIRECT DEATH BENEFITS AND MATURED ENDOWMENTS INCURRED, Ordinary (1, 2), Credit Life (3, 4), Group (5, 6), Industrial (7, 8), Total (9, 10). Rows include Unpaid December 31, Incurred during current year, and Policy Exhibit.

(a) Includes Individual Credit Life Insurance: prior year \$ current year \$ Includes Group Credit Life Insurance: Loans less than or equal to 60 months at issue, prior year \$ current year \$ Loans greater than 60 months at issue BUT NOT GREATER THAN 120 MONTHS, prior year \$ current year \$

ACCIDENT AND HEALTH INSURANCE

Table with columns: 1 Direct Premiums, 2 Direct Premiums Earned, 3 Dividends Paid Or Credited On Direct Business, 4 Direct Losses Paid, 5 Direct Losses Incurred. Content is mostly 'NONE'.



ANNUAL STATEMENT FOR THE YEAR 2002 OF THE AMERICAN RETIREMENT LIFE INSURANCE COMPANY

DIRECT BUSINESS IN THE STATE OF Arkansas

DURING THE YEAR 2002

NAIC Group Code 0084

LIFE INSURANCE

NAIC Company Code 88366

Table with 5 columns: 1 Ordinary, 2 Credit Life (Group and Individual), 3 Group, 4 Industrial, 5 Total. Rows include DIRECT PREMIUMS AND ANNUITY CONSIDERATIONS, DIRECT DIVIDENDS TO POLICYHOLDERS, DIRECT CLAIMS AND BENEFITS PAID, and DETAILS OF WRITE-INS.

Table with 10 columns: 1 No., 2 Amount, 3 No. of Ind. Pols. & Gr. Certifs., 4 Amount, 5 No. of Certifs., 6 Amount, 7 No., 8 Amount, 9 No., 10 Amount. Rows include DIRECT DEATH BENEFITS AND MATURED ENDOWMENTS INCURRED and POLICY EXHIBIT.

(a) Includes Individual Credit Life Insurance: prior year \$ current year \$ Includes Group Credit Life Insurance: Loans less than or equal to 60 months at issue, prior year \$ current year \$ Loans greater than 60 months at issue BUT NOT GREATER THAN 120 MONTHS, prior year \$ current year \$

ACCIDENT AND HEALTH INSURANCE

Table with 5 columns: 1 Direct Premiums, 2 Direct Premiums Earned, 3 Dividends Paid Or Credited On Direct Business, 4 Direct Losses Paid, 5 Direct Losses Incurred. Content is dominated by the word 'NONE'.



ANNUAL STATEMENT FOR THE YEAR 2002 OF THE AMERICAN RETIREMENT LIFE INSURANCE COMPANY

DIRECT BUSINESS IN THE STATE OF California

DURING THE YEAR 2002

NAIC Group Code 0084

LIFE INSURANCE

NAIC Company Code 88366

Table with 6 columns: DIRECT PREMIUMS AND ANNUITY CONSIDERATIONS, 1 Ordinary, 2 Credit Life (Group and Individual), 3 Group, 4 Industrial, 5 Total. Rows include Life insurance, Annuity considerations, and Grand Totals.

Table with 11 columns: DIRECT DEATH BENEFITS AND MATURED ENDOWMENTS INCURRED, Ordinary (1, 2), Credit Life (3, 4), Group (5, 6), Industrial (7, 8), Total (9, 10). Rows include Unpaid December 31, Incurred during current year, and Policy Exhibit.

(a) Includes Individual Credit Life Insurance: prior year \$ current year \$ Includes Group Credit Life Insurance: Loans less than or equal to 60 months at issue, prior year \$ current year \$ Loans greater than 60 months at issue BUT NOT GREATER THAN 120 MONTHS, prior year \$ current year \$

ACCIDENT AND HEALTH INSURANCE

Table with 5 columns: 1 Direct Premiums, 2 Direct Premiums Earned, 3 Dividends Paid Or Credited On Direct Business, 4 Direct Losses Paid, 5 Direct Losses Incurred. Content is mostly 'NONE'.



ANNUAL STATEMENT FOR THE YEAR 2002 OF THE AMERICAN RETIREMENT LIFE INSURANCE COMPANY

DIRECT BUSINESS IN THE STATE OF Colorado

DURING THE YEAR 2002

NAIC Group Code 0084

LIFE INSURANCE

NAIC Company Code 88366

Table with 5 columns: 1 Ordinary, 2 Credit Life (Group and Individual), 3 Group, 4 Industrial, 5 Total. Rows include DIRECT PREMIUMS AND ANNUITY CONSIDERATIONS, DIRECT DIVIDENDS TO POLICYHOLDERS, DIRECT CLAIMS AND BENEFITS PAID, and DETAILS OF WRITE-INS.

Table with 10 columns: 1-2 Ordinary (No., Amount), 3-4 Credit Life (No. of Ind. Pols. & Gr. Certifs., Amount), 5-6 Group (No. of Certifs., Amount), 7-8 Industrial (No., Amount), 9-10 Total (No., Amount). Rows include DIRECT DEATH BENEFITS AND MATURED ENDOWMENTS INCURRED and POLICY EXHIBIT.

(a) Includes Individual Credit Life Insurance: prior year \$... current year \$... Includes Group Credit Life Insurance: Loans less than or equal to 60 months at issue, prior year \$... current year \$... Loans greater than 60 months at issue BUT NOT GREATER THAN 120 MONTHS, prior year \$... current year \$...

ACCIDENT AND HEALTH INSURANCE

Table with 5 columns: 1 Direct Premiums, 2 Direct Premiums Earned, 3 Dividends Paid Or Credited On Direct Business, 4 Direct Losses Paid, 5 Direct Losses Incurred. Row 24.2 contains the word 'NONE' in large bold letters.



ANNUAL STATEMENT FOR THE YEAR 2002 OF THE AMERICAN RETIREMENT LIFE INSURANCE COMPANY

DIRECT BUSINESS IN THE STATE OF Delaware

DURING THE YEAR 2002

NAIC Group Code 0084

LIFE INSURANCE

NAIC Company Code 88366

DIRECT PREMIUMS AND ANNUITY CONSIDERATIONS	1	2	3	4	5
	Ordinary	Credit Life (Group and Individual)	Group	Industrial	Total
1. Life insurance					0
2. Annuity considerations					0
3. Deposit-type contract funds		XXX		XXX	0
4. Other considerations					0
5. Totals (Sum of Lines 1 to 4)	0	0	0	0	0
DIRECT DIVIDENDS TO POLICYHOLDERS					
Life insurance:					
6.1 Paid in cash or left on deposit					0
6.2 Applied to pay renewal premiums					0
6.3 Applied to provide paid-up additions or shorten the endowment or premium-paying period					0
6.4 Other					0
6.5 Totals (Sum of 6.1 to 6.4)	0	0	0	0	0
Annuities:					
7.1 Paid in cash or left on deposit					0
7.2 Applied to provide paid-up annuities					0
7.3 Other					0
7.4 Totals (Sum of Lines 7.1 to 7.3)	0	0	0	0	0
8. Grand Totals (Lines 6.5 plus 7.4)	0	0	0	0	0
DIRECT CLAIMS AND BENEFITS PAID					
9. Death benefits					0
10. Matured endowments					0
11. Annuity benefits					0
12. Surrender values and withdrawals for life contracts					0
13. Aggregate write-ins for miscellaneous direct claims and benefits paid	0	0	0	0	0
14. All other benefits, except accident and health					0
15. Totals	0	0	0	0	0
DETAILS OF WRITE-INS					
1301.					
1302.					
1303.					
1398. Summary of Line 13 from overflow page	0	0	0	0	0
1399. Totals (Lines 1301 thru 1303 plus 1398) (Line 13 above)	0	0	0	0	0

DIRECT DEATH BENEFITS AND MATURED ENDOWMENTS INCURRED	Ordinary		Credit Life (Group and Individual)		Group		Industrial		Total	
	1	2	3	4	5	6	7	8	9	10
	No.	Amount	No. of Ind. Pols. & Gr. Certifs.	Amount	No. of Certifs.	Amount	No.	Amount	No.	Amount
16. Unpaid December 31, prior year	0	0	0	0	0	0	0	0	0	0
17. Incurred during current year										
Settled during current year:										
18.1 By payment in full										0
18.2 By payment on compromised claims										0
18.3 Totals paid	0	0	0	0	0	0	0	0	0	0
18.4 Reduction by compromise										0
18.5 Amount rejected										0
18.6 Total settlements	0	0	0	0	0	0	0	0	0	0
19. Unpaid Dec. 31, current year (16+17-18.6)	0	0	0	0	0	0	0	0	0	0
POLICY EXHIBIT						No. of Policies				
20. In force December 31, prior year	0	0	0	(a) 0	0		0	0	0	0
21. Issued during year										0
22. Other changes to in force (Net)										0
23. In force December 31 of current year	0	0	0	(a) 0	0	0	0	0	0	0

(a) Includes Individual Credit Life Insurance: prior year \$ _____ current year \$ _____
Includes Group Credit Life Insurance: Loans less than or equal to 60 months at issue, prior year \$ _____ current year \$ _____
Loans greater than 60 months at issue BUT NOT GREATER THAN 120 MONTHS, prior year \$ _____ current year \$ _____

ACCIDENT AND HEALTH INSURANCE

	1	2	3	4	5
	Direct Premiums	Direct Premiums Earned	Dividends Paid Or Credited On Direct Business	Direct Losses Paid	Direct Losses Incurred
24. Group Policies	NONE				
24.1 Federal Employees Health Benefits Program premium					
24.2 Credit (Group and Individual)					
24.3 Collectively Renewable Policies					
Other Individual Policies:					
25.1 Non-cancellable					
25.2 Guaranteed renewable					
25.3 Non-renewable for stated reasons only					
25.4 Other accident only					
25.5 All other					
25.6 Totals (Sum of Lines 25.1 to 25.5)					
26. Totals (Lines 24 + 24.1 + 24.2 + 24.3 + 25.6)					



ANNUAL STATEMENT FOR THE YEAR 2002 OF THE AMERICAN RETIREMENT LIFE INSURANCE COMPANY

DIRECT BUSINESS IN THE STATE OF Florida

DURING THE YEAR 2002

NAIC Group Code 0084

LIFE INSURANCE

NAIC Company Code 88366

Table with 5 columns: 1 Ordinary, 2 Credit Life (Group and Individual), 3 Group, 4 Industrial, 5 Total. Rows include: DIRECT PREMIUMS AND ANNUITY CONSIDERATIONS, DIRECT DIVIDENDS TO POLICYHOLDERS, DIRECT CLAIMS AND BENEFITS PAID, and DETAILS OF WRITE-INS.

Table with 10 columns: 1-2 Ordinary (No., Amount), 3-4 Credit Life (No. of Ind. Pols. & Gr. Certifs., Amount), 5-6 Group (No. of Certifs., Amount), 7-8 Industrial (No., Amount), 9-10 Total (No., Amount). Rows include: DIRECT DEATH BENEFITS AND MATURED ENDOWMENTS INCURRED and POLICY EXHIBIT.

(a) Includes Individual Credit Life Insurance: prior year \$... current year \$... Includes Group Credit Life Insurance: Loans less than or equal to 60 months at issue, prior year \$... current year \$... Loans greater than 60 months at issue BUT NOT GREATER THAN 120 MONTHS, prior year \$... current year \$...

ACCIDENT AND HEALTH INSURANCE

Table with 5 columns: 1 Direct Premiums, 2 Direct Premiums Earned, 3 Dividends Paid Or Credited On Direct Business, 4 Direct Losses Paid, 5 Direct Losses Incurred. Row 24: Group Policies. Row 24.1: Federal Employees Health Benefits Program premium. Row 24.2: Credit (Group and Individual). Row 24.3: Collectively Renewable Policies. Row 24.4: Other Individual Policies. Row 25.1: Non-cancellable. Row 25.2: Guaranteed renewable. Row 25.3: Non-renewable for stated reasons only. Row 25.4: Other accident only. Row 25.5: All other. Row 25.6: Totals (Sum of Lines 25.1 to 25.5). Row 26: Totals (Lines 24 + 24.1 + 24.2 + 24.3 + 25.6). Large 'NONE' watermark across the table.



ANNUAL STATEMENT FOR THE YEAR 2002 OF THE AMERICAN RETIREMENT LIFE INSURANCE COMPANY

DIRECT BUSINESS IN THE STATE OF Georgia

DURING THE YEAR 2002

NAIC Group Code 0084

LIFE INSURANCE

NAIC Company Code 88366

DIRECT PREMIUMS AND ANNUITY CONSIDERATIONS	1		2		3		4		5	
	Ordinary		Credit Life (Group and Individual)		Group		Industrial		Total	
1. Life insurance										0
2. Annuity considerations										0
3. Deposit-type contract funds				XXX				XXX		0
4. Other considerations										0
5. Totals (Sum of Lines 1 to 4)		0		0		0		0		0
DIRECT DIVIDENDS TO POLICYHOLDERS										
Life insurance:										
6.1 Paid in cash or left on deposit										0
6.2 Applied to pay renewal premiums										0
6.3 Applied to provide paid-up additions or shorten the endowment or premium-paying period										0
6.4 Other										0
6.5 Totals (Sum of 6.1 to 6.4)		0		0		0		0		0
Annuities:										
7.1 Paid in cash or left on deposit										0
7.2 Applied to provide paid-up annuities										0
7.3 Other										0
7.4 Totals (Sum of Lines 7.1 to 7.3)		0		0		0		0		0
8. Grand Totals (Lines 6.5 plus 7.4)		0		0		0		0		0
DIRECT CLAIMS AND BENEFITS PAID										
9. Death benefits		9,638								9,638
10. Matured endowments										0
11. Annuity benefits		24,176								24,176
12. Surrender values and withdrawals for life contracts										0
13. Aggregate write-ins for miscellaneous direct claims and benefits paid		0		0		0		0		0
14. All other benefits, except accident and health										0
15. Totals		33,814		0		0		0		33,814
DETAILS OF WRITE-INS										
1301.										0
1302.										0
1303.										0
1398. Summary of Line 13 from overflow page		0		0		0		0		0
1399. Totals (Lines 1301 thru 1303 plus 1398) (Line 13 above)		0		0		0		0		0

DIRECT DEATH BENEFITS AND MATURED ENDOWMENTS INCURRED	Ordinary		Credit Life (Group and Individual)		Group		Industrial		Total	
	1	2	3	4	5	6	7	8	9	10
	No.	Amount	No. of Ind. Pols. & Gr. Certifs.	Amount	No. of Certifs.	Amount	No.	Amount	No.	Amount
16. Unpaid December 31, prior year	0	0	0	0	0	0	0	0	0	0
17. Incurred during current year	2	9,638							2	9,638
Settled during current year:										
18.1 By payment in full	2	9,638							2	9,638
18.2 By payment on compromised claims									0	0
18.3 Totals paid	2	9,638		0		0		0	2	9,638
18.4 Reduction by compromise									0	0
18.5 Amount rejected									0	0
18.6 Total settlements	2	9,638		0		0		0	2	9,638
19. Unpaid Dec. 31, current year (16+17-18.6)	0	0		0		0		0	0	0
POLICY EXHIBIT										
20. In force December 31, prior year	7	41,649		(a)	0	0		0	7	41,649
21. Issued during year									0	0
22. Other changes to in force (Net)	(2)	(8,556)							(2)	(8,556)
23. In force December 31 of current year	5	33,093		(a)	0	0		0	5	33,093

(a) Includes Individual Credit Life Insurance: prior year \$ current year \$
 Includes Group Credit Life Insurance: Loans less than or equal to 60 months at issue, prior year \$ current year \$
 Loans greater than 60 months at issue BUT NOT GREATER THAN 120 MONTHS, prior year \$ current year \$

ACCIDENT AND HEALTH INSURANCE

	1	2	3	4	5
	Direct Premiums	Direct Premiums Earned	Dividends Paid Or Credited On Direct Business	Direct Losses Paid	Direct Losses Incurred
24. Group Policies	NONE				
24.1 Federal Employees Health Benefits Program premium					
24.2 Credit (Group and Individual)					
24.3 Collectively Renewable Policies					
Other Individual Policies:					
25.1 Non-cancellable					
25.2 Guaranteed renewable					
25.3 Non-renewable for stated reasons only					
25.4 Other accident only					
25.5 All other					
25.6 Totals (Sum of Lines 25.1 to 25.5)					
26. Totals (Lines 24 + 24.1 + 24.2 + 24.3 + 25.6)					



ANNUAL STATEMENT FOR THE YEAR 2002 OF THE AMERICAN RETIREMENT LIFE INSURANCE COMPANY

DIRECT BUSINESS IN THE STATE OF Illinois

DURING THE YEAR 2002

NAIC Group Code 0084

LIFE INSURANCE

NAIC Company Code 88366

Table with 5 columns: Ordinary, Credit Life (Group and Individual), Group, Industrial, Total. Rows include Direct Premiums, Dividends, Claims, and Write-ins.

Table with 10 columns: Ordinary (No., Amount), Credit Life (No. of Pol., Amount), Group (No. of Certifs., Amount), Industrial (No., Amount), Total (No., Amount). Rows include Unpaid, Incurred, and Policy Exhibit.

(a) Includes Individual Credit Life Insurance: prior year \$ current year \$ Includes Group Credit Life Insurance: Loans less than or equal to 60 months at issue, prior year \$ current year \$ Loans greater than 60 months at issue BUT NOT GREATER THAN 120 MONTHS, prior year \$ current year \$

ACCIDENT AND HEALTH INSURANCE

Table with 5 columns: Direct Premiums, Direct Premiums Earned, Dividends Paid Or Credited On Direct Business, Direct Losses Paid, Direct Losses Incurred. Large 'NONE' text is overlaid on the table.



8 8 3 6 6 2 0 0 2 4 3 0 1 5 0 0 0
ANNUAL STATEMENT FOR THE YEAR 2002 OF THE AMERICAN RETIREMENT LIFE INSURANCE COMPANY

DIRECT BUSINESS IN THE STATE OF Indiana

DURING THE YEAR 2002

NAIC Group Code 0084

LIFE INSURANCE

NAIC Company Code 88366

DIRECT PREMIUMS AND ANNUITY CONSIDERATIONS	1	2	3	4	5
	Ordinary	Credit Life (Group and Individual)	Group	Industrial	Total
1. Life insurance					0
2. Annuity considerations					0
3. Deposit-type contract funds		XXX		XXX	0
4. Other considerations					0
5. Totals (Sum of Lines 1 to 4)	0	0	0	0	0
DIRECT DIVIDENDS TO POLICYHOLDERS					
Life insurance:					
6.1 Paid in cash or left on deposit					0
6.2 Applied to pay renewal premiums					0
6.3 Applied to provide paid-up additions or shorten the endowment or premium-paying period					0
6.4 Other					0
6.5 Totals (Sum of 6.1 to 6.4)	0	0	0	0	0
Annuities:					
7.1 Paid in cash or left on deposit					0
7.2 Applied to provide paid-up annuities					0
7.3 Other					0
7.4 Totals (Sum of Lines 7.1 to 7.3)	0	0	0	0	0
8. Grand Totals (Lines 6.5 plus 7.4)	0	0	0	0	0
DIRECT CLAIMS AND BENEFITS PAID					
9. Death benefits					0
10. Matured endowments					0
11. Annuity benefits					0
12. Surrender values and withdrawals for life contracts					0
13. Aggregate write-ins for miscellaneous direct claims and benefits paid	0	0	0	0	0
14. All other benefits, except accident and health					0
15. Totals	0	0	0	0	0
DETAILS OF WRITE-INS					
1301.					
1302.					
1303.					
1398. Summary of Line 13 from overflow page	0	0	0	0	0
1399. Totals (Lines 1301 thru 1303 plus 1398) (Line 13 above)	0	0	0	0	0

DIRECT DEATH BENEFITS AND MATURED ENDOWMENTS INCURRED	Ordinary		Credit Life (Group and Individual)		Group		Industrial		Total	
	1	2	3	4	5	6	7	8	9	10
	No.	Amount	No. of Ind. Pols. & Gr. Certifs.	Amount	No. of Certifs.	Amount	No.	Amount	No.	Amount
16. Unpaid December 31, prior year	0	0	0	0	0	0	0	0	0	0
17. Incurred during current year										
Settled during current year:										
18.1 By payment in full										
18.2 By payment on compromised claims										
18.3 Totals paid	0	0	0	0	0	0	0	0	0	0
18.4 Reduction by compromise										
18.5 Amount rejected										
18.6 Total settlements	0	0	0	0	0	0	0	0	0	0
19. Unpaid Dec. 31, current year (16+17-18.6)	0	0	0	0	0	0	0	0	0	0
POLICY EXHIBIT						No. of Policies				
20. In force December 31, prior year	0	0	(a)	0	0	0	0	0	0	0
21. Issued during year										
22. Other changes to in force (Net)										
23. In force December 31 of current year	0	0	(a)	0	0	0	0	0	0	0

(a) Includes Individual Credit Life Insurance: prior year \$ current year \$
 Includes Group Credit Life Insurance: Loans less than or equal to 60 months at issue, prior year \$ current year \$
 Loans greater than 60 months at issue BUT NOT GREATER THAN 120 MONTHS, prior year \$ current year \$

ACCIDENT AND HEALTH INSURANCE

	1	2	3	4	5
	Direct Premiums	Direct Premiums Earned	Dividends Paid Or Credited On Direct Business	Direct Losses Paid	Direct Losses Incurred
24. Group Policies	NONE				
24.1 Federal Employees Health Benefits Program premium					
24.2 Credit (Group and Individual)					
24.3 Collectively Renewable Policies					
Other Individual Policies:					
25.1 Non-cancellable					
25.2 Guaranteed renewable					
25.3 Non-renewable for stated reasons only					
25.4 Other accident only					
25.5 All other					
25.6 Totals (Sum of Lines 25.1 to 25.5)					
26. Totals (Lines 24 + 24.1 + 24.2 + 24.3 + 25.6)					



ANNUAL STATEMENT FOR THE YEAR 2002 OF THE AMERICAN RETIREMENT LIFE INSURANCE COMPANY

DIRECT BUSINESS IN THE STATE OF Iowa

DURING THE YEAR 2002

NAIC Group Code 0084

LIFE INSURANCE

NAIC Company Code 88366

Table with 5 columns: 1 Ordinary, 2 Credit Life (Group and Individual), 3 Group, 4 Industrial, 5 Total. Rows include DIRECT PREMIUMS AND ANNUITY CONSIDERATIONS, DIRECT DIVIDENDS TO POLICYHOLDERS, DIRECT CLAIMS AND BENEFITS PAID, and DETAILS OF WRITE-INS.

Table with 10 columns: 1-2 Ordinary (No., Amount), 3-4 Credit Life (No. of Ind. Pols. & Gr. Certifs., Amount), 5-6 Group (No. of Certifs., Amount), 7-8 Industrial (No., Amount), 9-10 Total (No., Amount). Rows include DIRECT DEATH BENEFITS AND MATURED ENDOWMENTS INCURRED and POLICY EXHIBIT.

(a) Includes Individual Credit Life Insurance: prior year \$ current year \$ Includes Group Credit Life Insurance: Loans less than or equal to 60 months at issue, prior year \$ current year \$ Loans greater than 60 months at issue BUT NOT GREATER THAN 120 MONTHS, prior year \$ current year \$

ACCIDENT AND HEALTH INSURANCE

Table with 5 columns: 1 Direct Premiums, 2 Direct Premiums Earned, 3 Dividends Paid Or Credited On Direct Business, 4 Direct Losses Paid, 5 Direct Losses Incurred. Row 24.3 contains 'NONE'.



ANNUAL STATEMENT FOR THE YEAR 2002 OF THE AMERICAN RETIREMENT LIFE INSURANCE COMPANY

DIRECT BUSINESS IN THE STATE OF Louisiana

DURING THE YEAR 2002

NAIC Group Code 0084

LIFE INSURANCE

NAIC Company Code 88366

Table with 5 columns: 1 Ordinary, 2 Credit Life (Group and Individual), 3 Group, 4 Industrial, 5 Total. Rows include DIRECT PREMIUMS AND ANNUITY CONSIDERATIONS, DIRECT DIVIDENDS TO POLICYHOLDERS, DIRECT CLAIMS AND BENEFITS PAID, and DETAILS OF WRITE-INS.

Table with 10 columns: 1-2 Ordinary (No., Amount), 3-4 Credit Life (No. of Ind. Pols. & Gr. Certifs., Amount), 5-6 Group (No. of Certifs., Amount), 7-8 Industrial (No., Amount), 9-10 Total (No., Amount). Rows include DIRECT DEATH BENEFITS AND MATURED ENDOWMENTS INCURRED and POLICY EXHIBIT.

(a) Includes Individual Credit Life Insurance: prior year \$ current year \$ Includes Group Credit Life Insurance: Loans less than or equal to 60 months at issue, prior year \$ current year \$ Loans greater than 60 months at issue BUT NOT GREATER THAN 120 MONTHS, prior year \$ current year \$

ACCIDENT AND HEALTH INSURANCE

Table with 5 columns: 1 Direct Premiums, 2 Direct Premiums Earned, 3 Dividends Paid Or Credited On Direct Business, 4 Direct Losses Paid, 5 Direct Losses Incurred. Row 24.2 contains the word NONE.



ANNUAL STATEMENT FOR THE YEAR 2002 OF THE AMERICAN RETIREMENT LIFE INSURANCE COMPANY

DIRECT BUSINESS IN THE STATE OF Maryland

DURING THE YEAR 2002

NAIC Group Code 0084

LIFE INSURANCE

NAIC Company Code 88366

Table with 5 columns: 1 Ordinary, 2 Credit Life (Group and Individual), 3 Group, 4 Industrial, 5 Total. Rows include: DIRECT PREMIUMS AND ANNUITY CONSIDERATIONS, DIRECT DIVIDENDS TO POLICYHOLDERS, DIRECT CLAIMS AND BENEFITS PAID, and DETAILS OF WRITE-INS.

Table with 11 columns: 1 No., 2 Amount, 3 No. of Ind. Pols. & Gr. Certifs., 4 Amount, 5 No. of Certifs., 6 Amount, 7 No., 8 Amount, 9 No., 10 Amount. Rows include: DIRECT DEATH BENEFITS AND MATURED ENDOWMENTS INCURRED and POLICY EXHIBIT.

(a) Includes Individual Credit Life Insurance: prior year \$ current year \$ Includes Group Credit Life Insurance: Loans less than or equal to 60 months at issue, prior year \$ current year \$ Loans greater than 60 months at issue BUT NOT GREATER THAN 120 MONTHS, prior year \$ current year \$

ACCIDENT AND HEALTH INSURANCE

Table with 5 columns: 1 Direct Premiums, 2 Direct Premiums Earned, 3 Dividends Paid Or Credited On Direct Business, 4 Direct Losses Paid, 5 Direct Losses Incurred. Row 24.2 contains the word 'NONE' in large bold letters.



ANNUAL STATEMENT FOR THE YEAR 2002 OF THE AMERICAN RETIREMENT LIFE INSURANCE COMPANY

DIRECT BUSINESS IN THE STATE OF Massachusetts

DURING THE YEAR 2002

NAIC Group Code 0084

LIFE INSURANCE

NAIC Company Code 88366

Table with 5 columns: 1 Ordinary, 2 Credit Life (Group and Individual), 3 Group, 4 Industrial, 5 Total. Rows include DIRECT PREMIUMS AND ANNUITY CONSIDERATIONS, DIRECT DIVIDENDS TO POLICYHOLDERS, DIRECT CLAIMS AND BENEFITS PAID, and DETAILS OF WRITE-INS.

Table with 11 columns: 1 No., 2 Amount, 3 No. of Ind. Pols. & Gr. Certifs., 4 Amount, 5 No. of Certifs., 6 Amount, 7 No., 8 Amount, 9 No., 10 Amount. Rows include DIRECT DEATH BENEFITS AND MATURED ENDOWMENTS INCURRED and POLICY EXHIBIT.

(a) Includes Individual Credit Life Insurance: prior year \$... current year \$... Includes Group Credit Life Insurance: Loans less than or equal to 60 months at issue, prior year \$... current year \$... Loans greater than 60 months at issue BUT NOT GREATER THAN 120 MONTHS, prior year \$... current year \$...

ACCIDENT AND HEALTH INSURANCE

Table with 5 columns: 1 Direct Premiums, 2 Direct Premiums Earned, 3 Dividends Paid Or Credited On Direct Business, 4 Direct Losses Paid, 5 Direct Losses Incurred. Row 24.2 contains the word NONE.



ANNUAL STATEMENT FOR THE YEAR 2002 OF THE AMERICAN RETIREMENT LIFE INSURANCE COMPANY

DIRECT BUSINESS IN THE STATE OF Minnesota

DURING THE YEAR 2002

NAIC Group Code 0084

LIFE INSURANCE

NAIC Company Code 88366

DIRECT PREMIUMS AND ANNUITY CONSIDERATIONS	1	2	3	4	5
	Ordinary	Credit Life (Group and Individual)	Group	Industrial	Total
1. Life insurance					0
2. Annuity considerations					0
3. Deposit-type contract funds		XXX		XXX	0
4. Other considerations					0
5. Totals (Sum of Lines 1 to 4)	0	0	0	0	0
DIRECT DIVIDENDS TO POLICYHOLDERS					
Life insurance:					
6.1 Paid in cash or left on deposit					0
6.2 Applied to pay renewal premiums					0
6.3 Applied to provide paid-up additions or shorten the endowment or premium-paying period					0
6.4 Other					0
6.5 Totals (Sum of 6.1 to 6.4)	0	0	0	0	0
Annuities:					
7.1 Paid in cash or left on deposit					0
7.2 Applied to provide paid-up annuities					0
7.3 Other					0
7.4 Totals (Sum of Lines 7.1 to 7.3)	0	0	0	0	0
8. Grand Totals (Lines 6.5 plus 7.4)	0	0	0	0	0
DIRECT CLAIMS AND BENEFITS PAID					
9. Death benefits					0
10. Matured endowments					0
11. Annuity benefits	3,039				3,039
12. Surrender values and withdrawals for life contracts					0
13. Aggregate write-ins for miscellaneous direct claims and benefits paid	0	0	0	0	0
14. All other benefits, except accident and health					0
15. Totals	3,039	0	0	0	3,039
DETAILS OF WRITE-INS					
1301.					0
1302.					0
1303.					0
1398. Summary of Line 13 from overflow page	0	0	0	0	0
1399. Totals (Lines 1301 thru 1303 plus 1398) (Line 13 above)	0	0	0	0	0

DIRECT DEATH BENEFITS AND MATURED ENDOWMENTS INCURRED	Ordinary		Credit Life (Group and Individual)		Group		Industrial		Total	
	1	2	3	4	5	6	7	8	9	10
	No.	Amount	No. of Ind. Pols. & Gr. Certifs.	Amount	No. of Certifs.	Amount	No.	Amount	No.	Amount
16. Unpaid December 31, prior year	0	0	0	0	0	0	0	0	0	0
17. Incurred during current year										
Settled during current year:										
18.1 By payment in full									0	0
18.2 By payment on compromised claims									0	0
18.3 Totals paid	0	0	0	0	0	0	0	0	0	0
18.4 Reduction by compromise									0	0
18.5 Amount rejected									0	0
18.6 Total settlements	0	0	0	0	0	0	0	0	0	0
19. Unpaid Dec. 31, current year (16+17-18.6)	0	0	0	0	0	0	0	0	0	0
POLICY EXHIBIT						No. of Policies				
20. In force December 31, prior year	0	0	0	(a) 0	0	0	0	0	0	0
21. Issued during year									0	0
22. Other changes to in force (Net)									0	0
23. In force December 31 of current year	0	0	0	(a) 0	0	0	0	0	0	0

(a) Includes Individual Credit Life Insurance: prior year \$ current year \$
 Includes Group Credit Life Insurance: Loans less than or equal to 60 months at issue, prior year \$ current year \$
 Loans greater than 60 months at issue BUT NOT GREATER THAN 120 MONTHS, prior year \$ current year \$

ACCIDENT AND HEALTH INSURANCE

	1	2	3	4	5
	Direct Premiums	Direct Premiums Earned	Dividends Paid Or Credited On Direct Business	Direct Losses Paid	Direct Losses Incurred
24. Group Policies	NONE				
24.1 Federal Employees Health Benefits Program premium					
24.2 Credit (Group and Individual)					
24.3 Collectively Renewable Policies					
Other Individual Policies:					
25.1 Non-cancellable					
25.2 Guaranteed renewable					
25.3 Non-renewable for stated reasons only					
25.4 Other accident only					
25.5 All other					
25.6 Totals (Sum of Lines 25.1 to 25.5)					
26. Totals (Lines 24 + 24.1 + 24.2 + 24.3 + 25.6)					



8 8 3 6 6 2 0 0 2 4 3 0 2 5 1 0 0

ANNUAL STATEMENT FOR THE YEAR 2002 OF THE AMERICAN RETIREMENT LIFE INSURANCE COMPANY

DIRECT BUSINESS IN THE STATE OF Mississippi

DURING THE YEAR 2002

NAIC Group Code 0084

LIFE INSURANCE

NAIC Company Code 88366

Table with 5 columns: 1 Ordinary, 2 Credit Life (Group and Individual), 3 Group, 4 Industrial, 5 Total. Rows include: DIRECT PREMIUMS AND ANNUITY CONSIDERATIONS, DIRECT DIVIDENDS TO POLICYHOLDERS, DIRECT CLAIMS AND BENEFITS PAID, and DETAILS OF WRITE-INS.

Table with 10 columns: Ordinary (1, 2), Credit Life (3, 4), Group (5, 6), Industrial (7, 8), Total (9, 10). Rows include: DIRECT DEATH BENEFITS AND MATURED ENDOWMENTS INCURRED, and POLICY EXHIBIT.

(a) Includes Individual Credit Life Insurance: prior year \$... current year \$... Includes Group Credit Life Insurance: Loans less than or equal to 60 months at issue, prior year \$... current year \$... Loans greater than 60 months at issue BUT NOT GREATER THAN 120 MONTHS, prior year \$... current year \$...

ACCIDENT AND HEALTH INSURANCE

Table with 5 columns: 1 Direct Premiums, 2 Direct Premiums Earned, 3 Dividends Paid Or Credited On Direct Business, 4 Direct Losses Paid, 5 Direct Losses Incurred. Row 24.1 Federal Employees Health Benefits Program premium contains the word NONE.



ANNUAL STATEMENT FOR THE YEAR 2002 OF THE AMERICAN RETIREMENT LIFE INSURANCE COMPANY

DIRECT BUSINESS IN THE STATE OF Missouri

DURING THE YEAR 2002

NAIC Group Code 0084

LIFE INSURANCE

NAIC Company Code 88366

DIRECT PREMIUMS AND ANNUITY CONSIDERATIONS	1	2	3	4	5
	Ordinary	Credit Life (Group and Individual)	Group	Industrial	Total
1. Life insurance					0
2. Annuity considerations	761				761
3. Deposit-type contract funds		XXX		XXX	0
4. Other considerations					0
5. Totals (Sum of Lines 1 to 4)	761	0	0	0	761
DIRECT DIVIDENDS TO POLICYHOLDERS					
Life insurance:					
6.1 Paid in cash or left on deposit					0
6.2 Applied to pay renewal premiums					0
6.3 Applied to provide paid-up additions or shorten the endowment or premium-paying period					0
6.4 Other					0
6.5 Totals (Sum of 6.1 to 6.4)	0	0	0	0	0
Annuities:					
7.1 Paid in cash or left on deposit					0
7.2 Applied to provide paid-up annuities					0
7.3 Other					0
7.4 Totals (Sum of Lines 7.1 to 7.3)	0	0	0	0	0
8. Grand Totals (Lines 6.5 plus 7.4)	0	0	0	0	0
DIRECT CLAIMS AND BENEFITS PAID					
9. Death benefits					0
10. Matured endowments					0
11. Annuity benefits	356,108				356,108
12. Surrender values and withdrawals for life contracts	14,481				14,481
13. Aggregate write-ins for miscellaneous direct claims and benefits paid	0	0	0	0	0
14. All other benefits, except accident and health					0
15. Totals	370,589	0	0	0	370,589
DETAILS OF WRITE-INS					
1301.					
1302.					
1303.					
1398. Summary of Line 13 from overflow page	0	0	0	0	0
1399. Totals (Lines 1301 thru 1303 plus 1398) (Line 13 above)	0	0	0	0	0

DIRECT DEATH BENEFITS AND MATURED ENDOWMENTS INCURRED	Ordinary		Credit Life (Group and Individual)		Group		Industrial		Total	
	1	2	3	4	5	6	7	8	9	10
	No.	Amount	No. of Ind. Pols. & Gr. Certifs.	Amount	No. of Certifs.	Amount	No.	Amount	No.	Amount
16. Unpaid December 31, prior year	0	0	0	0	0	0	0	0	0	0
17. Incurred during current year										
Settled during current year:										
18.1 By payment in full									0	0
18.2 By payment on compromised claims									0	0
18.3 Totals paid	0	0	0	0	0	0	0	0	0	0
18.4 Reduction by compromise									0	0
18.5 Amount rejected									0	0
18.6 Total settlements	0	0	0	0	0	0	0	0	0	0
19. Unpaid Dec. 31, current year (16+17-18.6)	0	0	0	0	0	0	0	0	0	0
POLICY EXHIBIT						No. of Policies				
20. In force December 31, prior year	1	1,632	(a)	0	0	0	0	0	1	1,632
21. Issued during year									0	0
22. Other changes to in force (Net)		45							0	45
23. In force December 31 of current year	1	1,677	(a)	0	0	0	0	0	1	1,677

(a) Includes Individual Credit Life Insurance: prior year \$ current year \$
Includes Group Credit Life Insurance: Loans less than or equal to 60 months at issue, prior year \$ current year \$
Loans greater than 60 months at issue BUT NOT GREATER THAN 120 MONTHS, prior year \$ current year \$

ACCIDENT AND HEALTH INSURANCE

	1	2	3	4	5
	Direct Premiums	Direct Premiums Earned	Dividends Paid Or Credited On Direct Business	Direct Losses Paid	Direct Losses Incurred
24. Group Policies					
24.1 Federal Employees Health Benefits Program premium					
24.2 Credit (Group and Individual)					
24.3 Collectively Renewable Policies					
Other Individual Policies:					
25.1 Non-cancellable					
25.2 Guaranteed renewable					
25.3 Non-renewable for stated reasons only					
25.4 Other accident only					
25.5 All other					
25.6 Totals (Sum of Lines 25.1 to 25.5)					
26. Totals (Lines 24 + 24.1 + 24.2 + 24.3 + 25.6)					

NONE



ANNUAL STATEMENT FOR THE YEAR 2002 OF THE AMERICAN RETIREMENT LIFE INSURANCE COMPANY

DIRECT BUSINESS IN THE STATE OF Nebraska

DURING THE YEAR 2002

NAIC Group Code 0084

LIFE INSURANCE

NAIC Company Code 88366

Table with 5 columns: 1 Ordinary, 2 Credit Life (Group and Individual), 3 Group, 4 Industrial, 5 Total. Rows include DIRECT PREMIUMS AND ANNUITY CONSIDERATIONS, DIRECT DIVIDENDS TO POLICYHOLDERS, DIRECT CLAIMS AND BENEFITS PAID, and DETAILS OF WRITE-INS.

Table with 10 columns: 1-2 Ordinary (No., Amount), 3-4 Credit Life (No. of Ind. Pols. & Gr. Certifs., Amount), 5-6 Group (No. of Certifs., Amount), 7-8 Industrial (No., Amount), 9-10 Total (No., Amount). Rows include DIRECT DEATH BENEFITS AND MATURED ENDOWMENTS INCURRED and POLICY EXHIBIT.

(a) Includes Individual Credit Life Insurance: prior year \$ current year \$ Includes Group Credit Life Insurance: Loans less than or equal to 60 months at issue, prior year \$ current year \$ Loans greater than 60 months at issue BUT NOT GREATER THAN 120 MONTHS, prior year \$ current year \$

ACCIDENT AND HEALTH INSURANCE

Table with 5 columns: 1 Direct Premiums, 2 Direct Premiums Earned, 3 Dividends Paid Or Credited On Direct Business, 4 Direct Losses Paid, 5 Direct Losses Incurred. Row 24.2 contains the word NONE.



ANNUAL STATEMENT FOR THE YEAR 2002 OF THE AMERICAN RETIREMENT LIFE INSURANCE COMPANY

DIRECT BUSINESS IN THE STATE OF Nevada

DURING THE YEAR 2002

NAIC Group Code 0084

LIFE INSURANCE

NAIC Company Code 88366

Table with 5 columns: 1 Ordinary, 2 Credit Life (Group and Individual), 3 Group, 4 Industrial, 5 Total. Rows include: DIRECT PREMIUMS AND ANNUITY CONSIDERATIONS, DIRECT DIVIDENDS TO POLICYHOLDERS, DIRECT CLAIMS AND BENEFITS PAID, and DETAILS OF WRITE-INS.

Table with 11 columns: 1 No., 2 Amount, 3 No. of Ind. Pols. & Gr. Certifs., 4 Amount, 5 No. of Certifs., 6 Amount, 7 No., 8 Amount, 9 No., 10 Amount. Rows include: DIRECT DEATH BENEFITS AND MATURED ENDOWMENTS INCURRED and POLICY EXHIBIT.

(a) Includes Individual Credit Life Insurance: prior year \$... current year \$... Includes Group Credit Life Insurance: Loans less than or equal to 60 months at issue, prior year \$... current year \$... Loans greater than 60 months at issue BUT NOT GREATER THAN 120 MONTHS, prior year \$... current year \$...

ACCIDENT AND HEALTH INSURANCE

Table with 5 columns: 1 Direct Premiums, 2 Direct Premiums Earned, 3 Dividends Paid Or Credited On Direct Business, 4 Direct Losses Paid, 5 Direct Losses Incurred. Row 24.2 contains the word 'NONE' in large bold letters.



ANNUAL STATEMENT FOR THE YEAR 2002 OF THE AMERICAN RETIREMENT LIFE INSURANCE COMPANY

DIRECT BUSINESS IN THE STATE OF New Mexico

DURING THE YEAR 2002

NAIC Group Code 0084

LIFE INSURANCE

NAIC Company Code 88366

Table with 5 columns: 1 Ordinary, 2 Credit Life (Group and Individual), 3 Group, 4 Industrial, 5 Total. Rows include Direct Premiums and Annuity Considerations, Direct Dividends to Policyholders, Direct Claims and Benefits Paid, and Details of Write-ins.

Table with 11 columns: 1 No., 2 Amount, 3 No. of Ind. Pols. & Gr. Certifs., 4 Amount, 5 No. of Certifs., 6 Amount, 7 No., 8 Amount, 9 No., 10 Amount. Rows include Direct Death Benefits and Matured Endowments Incurred and Policy Exhibit.

(a) Includes Individual Credit Life Insurance: prior year \$... current year \$... Includes Group Credit Life Insurance: Loans less than or equal to 60 months at issue, prior year \$... current year \$... Loans greater than 60 months at issue BUT NOT GREATER THAN 120 MONTHS, prior year \$... current year \$...

ACCIDENT AND HEALTH INSURANCE

Table with 5 columns: 1 Direct Premiums, 2 Direct Premiums Earned, 3 Dividends Paid Or Credited On Direct Business, 4 Direct Losses Paid, 5 Direct Losses Incurred. Row 24.2 contains the word 'NONE' in large bold letters.



ANNUAL STATEMENT FOR THE YEAR 2002 OF THE AMERICAN RETIREMENT LIFE INSURANCE COMPANY

DIRECT BUSINESS IN THE STATE OF North Carolina

DURING THE YEAR 2002

NAIC Group Code 0084

LIFE INSURANCE

NAIC Company Code 88366

DIRECT PREMIUMS AND ANNUITY CONSIDERATIONS	1 Ordinary	2 Credit Life (Group and Individual)	3 Group	4 Industrial	5 Total
1. Life insurance	905				905
2. Annuity considerations	2,363				2,363
3. Deposit-type contract funds		XXX		XXX	0
4. Other considerations					0
5. Totals (Sum of Lines 1 to 4)	3,268	0	0	0	3,268
DIRECT DIVIDENDS TO POLICYHOLDERS					
Life insurance:					
6.1 Paid in cash or left on deposit					0
6.2 Applied to pay renewal premiums					0
6.3 Applied to provide paid-up additions or shorten the endowment or premium-paying period					0
6.4 Other					0
6.5 Totals (Sum of 6.1 to 6.4)	0	0	0	0	0
Annuities:					
7.1 Paid in cash or left on deposit					0
7.2 Applied to provide paid-up annuities					0
7.3 Other					0
7.4 Totals (Sum of Lines 7.1 to 7.3)	0	0	0	0	0
8. Grand Totals (Lines 6.5 plus 7.4)	0	0	0	0	0
DIRECT CLAIMS AND BENEFITS PAID					
9. Death benefits					0
10. Matured endowments					0
11. Annuity benefits	208,892				208,892
12. Surrender values and withdrawals for life contracts	28,969				28,969
13. Aggregate write-ins for miscellaneous direct claims and benefits paid	0	0	0	0	0
14. All other benefits, except accident and health					0
15. Totals	237,861	0	0	0	237,861
DETAILS OF WRITE-INS					
1301.					
1302.					
1303.					
1398. Summary of Line 13 from overflow page	0	0	0	0	0
1399. Totals (Lines 1301 thru 1303 plus 1398) (Line 13 above)	0	0	0	0	0

DIRECT DEATH BENEFITS AND MATURED ENDOWMENTS INCURRED	Ordinary		Credit Life (Group and Individual)		Group		Industrial		Total	
	1	2	3	4	5	6	7	8	9	10
	No.	Amount	No. of Ind. Pols. & Gr. Certifs.	Amount	No. of Certifs.	Amount	No.	Amount	No.	Amount
16. Unpaid December 31, prior year	0	0	0	0	0	0	0	0	0	0
17. Incurred during current year										
Settled during current year:										
18.1 By payment in full									0	0
18.2 By payment on compromised claims									0	0
18.3 Totals paid	0	0	0	0	0	0	0	0	0	0
18.4 Reduction by compromise									0	0
18.5 Amount rejected									0	0
18.6 Total settlements	0	0	0	0	0	0	0	0	0	0
19. Unpaid Dec. 31, current year (16+17-18.6)	0	0	0	0	0	0	0	0	0	0
POLICY EXHIBIT										
20. In force December 31, prior year	12	40,237	0	0	0	0	0	0	12	40,237
21. Issued during year									0	0
22. Other changes to in force (Net)		1,360							0	1,360
23. In force December 31 of current year	12	41,597	0	0	0	0	0	0	12	41,597

(a) Includes Individual Credit Life Insurance: prior year \$ current year \$
 Includes Group Credit Life Insurance: Loans less than or equal to 60 months at issue, prior year \$ current year \$
 Loans greater than 60 months at issue BUT NOT GREATER THAN 120 MONTHS, prior year \$ current year \$

ACCIDENT AND HEALTH INSURANCE

	1 Direct Premiums	2 Direct Premiums Earned	3 Dividends Paid Or Credited On Direct Business	4 Direct Losses Paid	5 Direct Losses Incurred
24. Group Policies					
24.1 Federal Employees Health Benefits Program premium					
24.2 Credit (Group and Individual)	NONE				
24.3 Collectively Renewable Policies					
Other Individual Policies:					
25.1 Non-cancellable					
25.2 Guaranteed renewable					
25.3 Non-renewable for stated reasons only					
25.4 Other accident only					
25.5 All other					
25.6 Totals (Sum of Lines 25.1 to 25.5)					
26. Totals (Lines 24 + 24.1 + 24.2 + 24.3 + 25.6)					



ANNUAL STATEMENT FOR THE YEAR 2002 OF THE AMERICAN RETIREMENT LIFE INSURANCE COMPANY

DIRECT BUSINESS IN THE STATE OF Ohio

DURING THE YEAR 2002

NAIC Group Code 0084

LIFE INSURANCE

NAIC Company Code 88366

DIRECT PREMIUMS AND ANNUITY CONSIDERATIONS	1	2	3	4	5
	Ordinary	Credit Life (Group and Individual)	Group	Industrial	Total
1. Life insurance					0
2. Annuity considerations					0
3. Deposit-type contract funds		XXX		XXX	0
4. Other considerations					0
5. Totals (Sum of Lines 1 to 4)	0	0	0	0	0
DIRECT DIVIDENDS TO POLICYHOLDERS					
Life insurance:					
6.1 Paid in cash or left on deposit					0
6.2 Applied to pay renewal premiums					0
6.3 Applied to provide paid-up additions or shorten the endowment or premium-paying period					0
6.4 Other					0
6.5 Totals (Sum of 6.1 to 6.4)	0	0	0	0	0
Annuities:					
7.1 Paid in cash or left on deposit					0
7.2 Applied to provide paid-up annuities					0
7.3 Other					0
7.4 Totals (Sum of Lines 7.1 to 7.3)	0	0	0	0	0
8. Grand Totals (Lines 6.5 plus 7.4)	0	0	0	0	0
DIRECT CLAIMS AND BENEFITS PAID					
9. Death benefits					0
10. Matured endowments					0
11. Annuity benefits	29,410				29,410
12. Surrender values and withdrawals for life contracts					0
13. Aggregate write-ins for miscellaneous direct claims and benefits paid	0	0	0	0	0
14. All other benefits, except accident and health					0
15. Totals	29,410	0	0	0	29,410
DETAILS OF WRITE-INS					
1301.					
1302.					
1303.					
1398. Summary of Line 13 from overflow page	0	0	0	0	0
1399. Totals (Lines 1301 thru 1303 plus 1398) (Line 13 above)	0	0	0	0	0

DIRECT DEATH BENEFITS AND MATURED ENDOWMENTS INCURRED	Ordinary		Credit Life (Group and Individual)		Group		Industrial		Total		
	1	2	3	4	5	6	7	8	9	10	
	No.	Amount	No. of Ind. Pols. & Gr. Certifs.	Amount	No. of Certifs.	Amount	No.	Amount	No.	Amount	
16. Unpaid December 31, prior year	0	0	0	0	0	0	0	0	0	0	
17. Incurred during current year											
Settled during current year:											
18.1 By payment in full									0	0	
18.2 By payment on compromised claims									0	0	
18.3 Totals paid	0	0	0	0	0	0	0	0	0	0	
18.4 Reduction by compromise									0	0	
18.5 Amount rejected									0	0	
18.6 Total settlements	0	0	0	0	0	0	0	0	0	0	
19. Unpaid Dec. 31, current year (16+17-18.6)	0	0	0	0	0	0	0	0	0	0	
POLICY EXHIBIT						No. of Policies					
20. In force December 31, prior year	0	0	0	(a) 0	0		0	0	0	0	0
21. Issued during year										0	0
22. Other changes to in force (Net)										0	0
23. In force December 31 of current year	0	0	0	(a) 0	0	0	0	0	0	0	

(a) Includes Individual Credit Life Insurance: prior year \$ current year \$
 Includes Group Credit Life Insurance: Loans less than or equal to 60 months at issue, prior year \$ current year \$
 Loans greater than 60 months at issue BUT NOT GREATER THAN 120 MONTHS, prior year \$ current year \$

ACCIDENT AND HEALTH INSURANCE

	1	2	3	4	5
	Direct Premiums	Direct Premiums Earned	Dividends Paid Or Credited On Direct Business	Direct Losses Paid	Direct Losses Incurred
24. Group Policies					
24.1 Federal Employees Health Benefits Program premium					
24.2 Credit (Group and Individual)					
24.3 Collectively Renewable Policies					
NONE					
Other Individual Policies:					
25.1 Non-cancellable					
25.2 Guaranteed renewable					
25.3 Non-renewable for stated reasons only					
25.4 Other accident only					
25.5 All other					
25.6 Totals (Sum of Lines 25.1 to 25.5)					
26. Totals (Lines 24 + 24.1 + 24.2 + 24.3 + 25.6)					



ANNUAL STATEMENT FOR THE YEAR 2002 OF THE AMERICAN RETIREMENT LIFE INSURANCE COMPANY

DIRECT BUSINESS IN THE STATE OF Oklahoma

DURING THE YEAR 2002

NAIC Group Code 0084

LIFE INSURANCE

NAIC Company Code 88366

Table with 5 columns: 1 Ordinary, 2 Credit Life (Group and Individual), 3 Group, 4 Industrial, 5 Total. Rows include DIRECT PREMIUMS AND ANNUITY CONSIDERATIONS, DIRECT DIVIDENDS TO POLICYHOLDERS, DIRECT CLAIMS AND BENEFITS PAID, and DETAILS OF WRITE-INS.

Table with 10 columns: 1-2 Ordinary (No., Amount), 3-4 Credit Life (No. of Ind. Pols. & Gr. Certifs., Amount), 5-6 Group (No. of Certifs., Amount), 7-8 Industrial (No., Amount), 9-10 Total (No., Amount). Rows include DIRECT DEATH BENEFITS AND MATURED ENDOWMENTS INCURRED and POLICY EXHIBIT.

(a) Includes Individual Credit Life Insurance: prior year \$ current year \$ Includes Group Credit Life Insurance: Loans less than or equal to 60 months at issue, prior year \$ current year \$ Loans greater than 60 months at issue BUT NOT GREATER THAN 120 MONTHS, prior year \$ current year \$

ACCIDENT AND HEALTH INSURANCE

Table with 5 columns: 1 Direct Premiums, 2 Direct Premiums Earned, 3 Dividends Paid Or Credited On Direct Business, 4 Direct Losses Paid, 5 Direct Losses Incurred. Content is mostly blank with a large 'NONE' watermark.



ANNUAL STATEMENT FOR THE YEAR 2002 OF THE AMERICAN RETIREMENT LIFE INSURANCE COMPANY

DIRECT BUSINESS IN THE STATE OF Oregon

DURING THE YEAR 2002

NAIC Group Code 0084

LIFE INSURANCE

NAIC Company Code 88366

Table with 5 columns: 1 Ordinary, 2 Credit Life (Group and Individual), 3 Group, 4 Industrial, 5 Total. Rows include DIRECT PREMIUMS AND ANNUITY CONSIDERATIONS, DIRECT DIVIDENDS TO POLICYHOLDERS, DIRECT CLAIMS AND BENEFITS PAID, and DETAILS OF WRITE-INS.

Table with 11 columns: 1 No., 2 Amount, 3 No. of Ind. Pols. & Gr. Certifs., 4 Amount, 5 No. of Certifs., 6 Amount, 7 No., 8 Amount, 9 No., 10 Amount. Rows include DIRECT DEATH BENEFITS AND MATURED ENDOWMENTS INCURRED and POLICY EXHIBIT.

(a) Includes Individual Credit Life Insurance: prior year \$ current year \$ Includes Group Credit Life Insurance: Loans less than or equal to 60 months at issue, prior year \$ current year \$ Loans greater than 60 months at issue BUT NOT GREATER THAN 120 MONTHS, prior year \$ current year \$

ACCIDENT AND HEALTH INSURANCE

Table with 5 columns: 1 Direct Premiums, 2 Direct Premiums Earned, 3 Dividends Paid Or Credited On Direct Business, 4 Direct Losses Paid, 5 Direct Losses Incurred. Row 24.2 contains the word NONE.



ANNUAL STATEMENT FOR THE YEAR 2002 OF THE AMERICAN RETIREMENT LIFE INSURANCE COMPANY

DIRECT BUSINESS IN THE STATE OF South Carolina

DURING THE YEAR 2002

NAIC Group Code 0084

LIFE INSURANCE

NAIC Company Code 88366

Table with 5 columns: 1 Ordinary, 2 Credit Life (Group and Individual), 3 Group, 4 Industrial, 5 Total. Rows include Direct Premiums and Annuity Considerations, Direct Dividends to Policyholders, Direct Claims and Benefits Paid, and Details of Write-ins.

Table with 11 columns: 1 No., 2 Amount, 3 No. of Ind. Pols. & Gr. Certifs., 4 Amount, 5 No. of Certifs., 6 Amount, 7 No., 8 Amount, 9 No., 10 Amount. Rows include Direct Death Benefits and Matured Endowments Incurred and Policy Exhibit.

(a) Includes Individual Credit Life Insurance: prior year \$ current year \$
Includes Group Credit Life Insurance: Loans less than or equal to 60 months at issue, prior year \$ current year \$
Loans greater than 60 months at issue BUT NOT GREATER THAN 120 MONTHS, prior year \$ current year \$

ACCIDENT AND HEALTH INSURANCE

Table with 5 columns: 1 Direct Premiums, 2 Direct Premiums Earned, 3 Dividends Paid Or Credited On Direct Business, 4 Direct Losses Paid, 5 Direct Losses Incurred. Row 24.2 contains the word 'NONE' in large bold letters.



ANNUAL STATEMENT FOR THE YEAR 2002 OF THE AMERICAN RETIREMENT LIFE INSURANCE COMPANY

DIRECT BUSINESS IN THE STATE OF South Dakota

DURING THE YEAR 2002

NAIC Group Code 0084

LIFE INSURANCE

NAIC Company Code 88366

Table with 5 columns: 1 Ordinary, 2 Credit Life (Group and Individual), 3 Group, 4 Industrial, 5 Total. Rows include: DIRECT PREMIUMS AND ANNUITY CONSIDERATIONS, DIRECT DIVIDENDS TO POLICYHOLDERS, DIRECT CLAIMS AND BENEFITS PAID, and DETAILS OF WRITE-INS.

Table with 11 columns: 1 No., 2 Amount, 3 No. of Ind. Pols. & Gr. Certifs., 4 Amount, 5 No. of Certifs., 6 Amount, 7 No., 8 Amount, 9 No., 10 Amount. Rows include: DIRECT DEATH BENEFITS AND MATURED ENDOWMENTS INCURRED and POLICY EXHIBIT.

(a) Includes Individual Credit Life Insurance: prior year \$... current year \$... Includes Group Credit Life Insurance: Loans less than or equal to 60 months at issue, prior year \$... current year \$... Loans greater than 60 months at issue BUT NOT GREATER THAN 120 MONTHS, prior year \$... current year \$...

ACCIDENT AND HEALTH INSURANCE

Table with 5 columns: 1 Direct Premiums, 2 Direct Premiums Earned, 3 Dividends Paid Or Credited On Direct Business, 4 Direct Losses Paid, 5 Direct Losses Incurred. Row 24.2 contains the word 'NONE' in large bold letters.



ANNUAL STATEMENT FOR THE YEAR 2002 OF THE AMERICAN RETIREMENT LIFE INSURANCE COMPANY

DIRECT BUSINESS IN THE STATE OF Tennessee

DURING THE YEAR 2002

NAIC Group Code 0084

LIFE INSURANCE

NAIC Company Code 88366

DIRECT PREMIUMS AND ANNUITY CONSIDERATIONS	1	2	3	4	5
	Ordinary	Credit Life (Group and Individual)	Group	Industrial	Total
1. Life insurance	10,464				10,464
2. Annuity considerations	1,255				1,255
3. Deposit-type contract funds		XXX		XXX	0
4. Other considerations					0
5. Totals (Sum of Lines 1 to 4)	11,719	0	0	0	11,719
DIRECT DIVIDENDS TO POLICYHOLDERS					
Life insurance:					
6.1 Paid in cash or left on deposit					0
6.2 Applied to pay renewal premiums					0
6.3 Applied to provide paid-up additions or shorten the endowment or premium-paying period					0
6.4 Other					0
6.5 Totals (Sum of 6.1 to 6.4)	0	0	0	0	0
Annuities:					
7.1 Paid in cash or left on deposit					0
7.2 Applied to provide paid-up annuities					0
7.3 Other					0
7.4 Totals (Sum of Lines 7.1 to 7.3)	0	0	0	0	0
8. Grand Totals (Lines 6.5 plus 7.4)	0	0	0	0	0
DIRECT CLAIMS AND BENEFITS PAID					
9. Death benefits					0
10. Matured endowments					0
11. Annuity benefits	843,806				843,806
12. Surrender values and withdrawals for life contracts	3,747				3,747
13. Aggregate write-ins for miscellaneous direct claims and benefits paid	0	0	0	0	0
14. All other benefits, except accident and health					0
15. Totals	847,554	0	0	0	847,554
DETAILS OF WRITE-INS					
1301.					
1302.					
1303.					
1398. Summary of Line 13 from overflow page	0	0	0	0	0
1399. Totals (Lines 1301 thru 1303 plus 1398) (Line 13 above)	0	0	0	0	0

DIRECT DEATH BENEFITS AND MATURED ENDOWMENTS INCURRED	Ordinary		Credit Life (Group and Individual)		Group		Industrial		Total	
	1 No.	2 Amount	3 No. of Ind. Pols. & Gr. Certifs.	4 Amount	5 No. of Certifs.	6 Amount	7 No.	8 Amount	9 No.	10 Amount
16. Unpaid December 31, prior year	0	0	0	0	0	0	0	0	0	0
17. Incurred during current year										
Settled during current year:										
18.1 By payment in full									0	0
18.2 By payment on compromised claims									0	0
18.3 Totals paid	0	0	0	0	0	0	0	0	0	0
18.4 Reduction by compromise									0	0
18.5 Amount rejected									0	0
18.6 Total settlements	0	0	0	0	0	0	0	0	0	0
19. Unpaid Dec. 31, current year (16+17-18.6)	0	0	0	0	0	0	0	0	0	0
POLICY EXHIBIT										
20. In force December 31, prior year	70	337,603	0 (a)	0	0	0	0	0	70	337,603
21. Issued during year									0	0
22. Other changes to in force (Net)	(1)	4,790							(1)	4,790
23. In force December 31 of current year	69	342,393	0 (a)	0	0	0	0	0	69	342,393

(a) Includes Individual Credit Life Insurance: prior year \$ current year \$
 Includes Group Credit Life Insurance: Loans less than or equal to 60 months at issue, prior year \$ current year \$
 Loans greater than 60 months at issue BUT NOT GREATER THAN 120 MONTHS, prior year \$ current year \$

ACCIDENT AND HEALTH INSURANCE

	1	2	3	4	5
	Direct Premiums	Direct Premiums Earned	Dividends Paid Or Credited On Direct Business	Direct Losses Paid	Direct Losses Incurred
24. Group Policies	NONE				
24.1 Federal Employees Health Benefits Program premium					
24.2 Credit (Group and Individual)					
24.3 Collectively Renewable Policies					
Other Individual Policies:					
25.1 Non-cancellable					
25.2 Guaranteed renewable					
25.3 Non-renewable for stated reasons only					
25.4 Other accident only					
25.5 All other					
25.6 Totals (Sum of Lines 25.1 to 25.5)					
26. Totals (Lines 24 + 24.1 + 24.2 + 24.3 + 25.6)					



ANNUAL STATEMENT FOR THE YEAR 2002 OF THE AMERICAN RETIREMENT LIFE INSURANCE COMPANY

DIRECT BUSINESS IN THE STATE OF Texas

DURING THE YEAR 2002

NAIC Group Code 0084

LIFE INSURANCE

NAIC Company Code 88366

DIRECT PREMIUMS AND ANNUITY CONSIDERATIONS	1	2	3	4	5
	Ordinary	Credit Life (Group and Individual)	Group	Industrial	Total
1. Life insurance	2,719				2,719
2. Annuity considerations	12,634				12,634
3. Deposit-type contract funds		XXX		XXX	0
4. Other considerations					0
5. Totals (Sum of Lines 1 to 4)	15,353	0	0	0	15,353
DIRECT DIVIDENDS TO POLICYHOLDERS					
Life insurance:					
6.1 Paid in cash or left on deposit					0
6.2 Applied to pay renewal premiums					0
6.3 Applied to provide paid-up additions or shorten the endowment or premium-paying period					0
6.4 Other					0
6.5 Totals (Sum of 6.1 to 6.4)	0	0	0	0	0
Annuities:					
7.1 Paid in cash or left on deposit					0
7.2 Applied to provide paid-up annuities					0
7.3 Other					0
7.4 Totals (Sum of Lines 7.1 to 7.3)	0	0	0	0	0
8. Grand Totals (Lines 6.5 plus 7.4)	0	0	0	0	0
DIRECT CLAIMS AND BENEFITS PAID					
9. Death benefits					0
10. Matured endowments					0
11. Annuity benefits	269,167				269,167
12. Surrender values and withdrawals for life contracts	7,846				7,846
13. Aggregate write-ins for miscellaneous direct claims and benefits paid	0	0	0	0	0
14. All other benefits, except accident and health					0
15. Totals	277,013	0	0	0	277,013
DETAILS OF WRITE-INS					
1301.					
1302.					
1303.					
1398. Summary of Line 13 from overflow page	0	0	0	0	0
1399. Totals (Lines 1301 thru 1303 plus 1398) (Line 13 above)	0	0	0	0	0

DIRECT DEATH BENEFITS AND MATURED ENDOWMENTS INCURRED	Ordinary		Credit Life (Group and Individual)		Group		Industrial		Total	
	1	2	3	4	5	6	7	8	9	10
	No.	Amount	No. of Ind. Pols. & Gr. Certifs.	Amount	No. of Certifs.	Amount	No.	Amount	No.	Amount
16. Unpaid December 31, prior year	0	0	0	0	0	0	0	0	0	0
17. Incurred during current year										
Settled during current year:										
18.1 By payment in full										
18.2 By payment on compromised claims										
18.3 Totals paid	0	0	0	0	0	0	0	0	0	0
18.4 Reduction by compromise										
18.5 Amount rejected										
18.6 Total settlements	0	0	0	0	0	0	0	0	0	0
19. Unpaid Dec. 31, current year (16+17-18.6)	0	0	0	0	0	0	0	0	0	0
POLICY EXHIBIT										
20. In force December 31, prior year	30	112,727	0	0	0	0	0	0	30	112,727
21. Issued during year										
22. Other changes to in force (Net)	1	8,709							1	8,709
23. In force December 31 of current year	31	121,436	0	0	0	0	0	0	31	121,436

(a) Includes Individual Credit Life Insurance: prior year \$ current year \$
 Includes Group Credit Life Insurance: Loans less than or equal to 60 months at issue, prior year \$ current year \$
 Loans greater than 60 months at issue BUT NOT GREATER THAN 120 MONTHS, prior year \$ current year \$

ACCIDENT AND HEALTH INSURANCE

	1	2	3	4	5
	Direct Premiums	Direct Premiums Earned	Dividends Paid Or Credited On Direct Business	Direct Losses Paid	Direct Losses Incurred
24. Group Policies	NONE				
24.1 Federal Employees Health Benefits Program premium					
24.2 Credit (Group and Individual)					
24.3 Collectively Renewable Policies					
Other Individual Policies:					
25.1 Non-cancellable					
25.2 Guaranteed renewable					
25.3 Non-renewable for stated reasons only					
25.4 Other accident only					
25.5 All other					
25.6 Totals (Sum of Lines 25.1 to 25.5)					
26. Totals (Lines 24 + 24.1 + 24.2 + 24.3 + 25.6)					



8 8 3 6 6 2 0 0 2 4 3 0 4 7 1 0 0

ANNUAL STATEMENT FOR THE YEAR 2002 OF THE AMERICAN RETIREMENT LIFE INSURANCE COMPANY

DIRECT BUSINESS IN THE STATE OF Virginia

DURING THE YEAR 2002

NAIC Group Code 0084

LIFE INSURANCE

NAIC Company Code 88366

DIRECT PREMIUMS AND ANNUITY CONSIDERATIONS	1 Ordinary	2 Credit Life (Group and Individual)	3 Group	4 Industrial	5 Total
1. Life insurance					0
2. Annuity considerations					0
3. Deposit-type contract funds		XXX		XXX	0
4. Other considerations					0
5. Totals (Sum of Lines 1 to 4)	0	0	0	0	0
DIRECT DIVIDENDS TO POLICYHOLDERS					
Life insurance:					
6.1 Paid in cash or left on deposit					0
6.2 Applied to pay renewal premiums					0
6.3 Applied to provide paid-up additions or shorten the endowment or premium-paying period					0
6.4 Other					0
6.5 Totals (Sum of 6.1 to 6.4)	0	0	0	0	0
Annuities:					
7.1 Paid in cash or left on deposit					0
7.2 Applied to provide paid-up annuities					0
7.3 Other					0
7.4 Totals (Sum of Lines 7.1 to 7.3)	0	0	0	0	0
8. Grand Totals (Lines 6.5 plus 7.4)	0	0	0	0	0
DIRECT CLAIMS AND BENEFITS PAID					
9. Death benefits					0
10. Matured endowments					0
11. Annuity benefits	14,977				14,977
12. Surrender values and withdrawals for life contracts					0
13. Aggregate write-ins for miscellaneous direct claims and benefits paid	0	0	0	0	0
14. All other benefits, except accident and health					0
15. Totals	14,977	0	0	0	14,977
DETAILS OF WRITE-INS					
1301.					0
1302.					0
1303.					0
1398. Summary of Line 13 from overflow page	0	0	0	0	0
1399. Totals (Lines 1301 thru 1303 plus 1398) (Line 13 above)	0	0	0	0	0

DIRECT DEATH BENEFITS AND MATURED ENDOWMENTS INCURRED	Ordinary		Credit Life (Group and Individual)		Group		Industrial		Total	
	1	2	3	4	5	6	7	8	9	10
	No.	Amount	No. of Ind. Pols. & Gr. Certifs.	Amount	No. of Certifs.	Amount	No.	Amount	No.	Amount
16. Unpaid December 31, prior year	0	0	0	0	0	0	0	0	0	0
17. Incurred during current year										
Settled during current year:										
18.1 By payment in full										0
18.2 By payment on compromised claims										0
18.3 Totals paid	0	0	0	0	0	0	0	0	0	0
18.4 Reduction by compromise										0
18.5 Amount rejected										0
18.6 Total settlements	0	0	0	0	0	0	0	0	0	0
19. Unpaid Dec. 31, current year (16+17-18.6)	0	0	0	0	0	0	0	0	0	0
POLICY EXHIBIT						No. of Policies				
20. In force December 31, prior year	0	0	(a)	0	0		0	0	0	0
21. Issued during year										0
22. Other changes to in force (Net)										0
23. In force December 31 of current year	0	0	(a)	0	0	0	0	0	0	0

(a) Includes Individual Credit Life Insurance: prior year \$ current year \$
 Includes Group Credit Life Insurance: Loans less than or equal to 60 months at issue, prior year \$ current year \$
 Loans greater than 60 months at issue BUT NOT GREATER THAN 120 MONTHS, prior year \$ current year \$

ACCIDENT AND HEALTH INSURANCE

	1 Direct Premiums	2 Direct Premiums Earned	3 Dividends Paid Or Credited On Direct Business	4 Direct Losses Paid	5 Direct Losses Incurred
24. Group Policies					
24.1 Federal Employees Health Benefits Program premium					
24.2 Credit (Group and Individual)					
24.3 Collectively Renewable Policies					
Other Individual Policies:					
25.1 Non-cancellable					
25.2 Guaranteed renewable					
25.3 Non-renewable for stated reasons only					
25.4 Other accident only					
25.5 All other					
25.6 Totals (Sum of Lines 25.1 to 25.5)					
26. Totals (Lines 24 + 24.1 + 24.2 + 24.3 + 25.6)					

NONE



ANNUAL STATEMENT FOR THE YEAR 2002 OF THE AMERICAN RETIREMENT LIFE INSURANCE COMPANY

DIRECT BUSINESS IN THE STATE OF Consolidated

DURING THE YEAR 2002

NAIC Group Code 0084

LIFE INSURANCE

NAIC Company Code 88366

Table with 5 columns: 1 Ordinary, 2 Credit Life (Group and Individual), 3 Group, 4 Industrial, 5 Total. Rows include Direct Premiums and Annuity Considerations, Direct Dividends to Policyholders, Direct Claims and Benefits Paid, and Details of Write-ins.

Table with 10 columns: 1-2 Ordinary (No., Amount), 3-4 Credit Life (No. of Ind. Pols. & Gr. Certifs., Amount), 5-6 Group (No. of Certifs., Amount), 7-8 Industrial (No., Amount), 9-10 Total (No., Amount). Rows include Direct Death Benefits and Matured Endowments Incurred and Policy Exhibit.

(a) Includes Individual Credit Life Insurance: prior year \$ 0 current year \$ 0
Includes Group Credit Life Insurance: Loans less than or equal to 60 months at issue, prior year \$ 0 current year \$ 0
Loans greater than 60 months at issue BUT NOT GREATER THAN 120 MONTHS, prior year \$ 0 current year \$ 0

ACCIDENT AND HEALTH INSURANCE

Table with 5 columns: 1 Direct Premiums, 2 Direct Premiums Earned, 3 Dividends Paid Or Credited On Direct Business, 4 Direct Losses Paid, 5 Direct Losses Incurred. Rows include Group Policies, Federal Employees Health Benefits Program premium, Credit (Group and Individual), Collectively Renewable Policies, and Other Individual Policies. A large 'NONE' watermark is present across the table.

FORM FOR CALCULATING THE INTEREST MAINTENANCE RESERVE

Interest Maintenance Reserve

	1 Amount
1. Reserve as of December 31, Prior Year	53,984
2. Current Year's Realized Pre-Tax Capital Gains/(Losses) of \$(72,185) Transferred into the Reserve Net of Taxes of \$ 25,265	(46,920)
3. Adjustment for Current Year's Liability Gains/(Losses) Released From the reserve	0
4. Balance before Reduction for Amount Transferred to Summary of Operations (Line 1 + Line 2 + Line 3)	7,064
5. Current Year's Amortization Released to Summary of Operations (Amortization, Line 1, Column 4)	(3,912)
6. Reserve as of December 31, Current Year (Line 4 minus Line 5)	10,976

AMORTIZATION

Year of Amortization	1 Reserve as of December 31, Prior Year	2 Current Year's Realized Capital Gains/(Losses) Transferred into the Reserve Net of Taxes	3 Adjustment for Current Year's Liability Gains/(Losses) Released From the Reserve	4 Balance Before Reduction for Current Year's Amortization (Cols. 1+2+3)
1. 2002	(1,660)	(2,252)	0	(3,912)
2. 2003	(826)	(4,786)	0	(5,612)
3. 2004	229	(5,114)	0	(4,885)
4. 2005	500	(5,443)	0	(4,943)
5. 2006	918	(5,865)	0	(4,947)
6. 2007	984	(6,287)	0	(5,303)
7. 2008	1,116	(5,959)	0	(4,843)
8. 2009	1,247	(4,739)	0	(3,492)
9. 2010	1,321	(3,519)	0	(2,198)
10. 2011	1,345	(2,205)	0	(860)
11. 2012	1,476	(751)	0	725
12. 2013	1,674	0	0	1,674
13. 2014	1,805	0	0	1,805
14. 2015	2,003	0	0	2,003
15. 2016	2,134	0	0	2,134
16. 2017	2,397	0	0	2,397
17. 2018	2,595	0	0	2,595
18. 2019	2,792	0	0	2,792
19. 2020	3,121	0	0	3,121
20. 2021	3,318	0	0	3,318
21. 2022	3,785	0	0	3,785
22. 2023	4,276	0	0	4,276
23. 2024	4,605	0	0	4,605
24. 2025	4,408	0	0	4,408
25. 2026	3,553	0	0	3,553
26. 2027	2,631	0	0	2,631
27. 2028	1,645	0	0	1,645
28. 2029	592	0	0	592
29. 2030	0	0	0	0
30. 2031	0	0	0	0
31. 2032 and Later	0	0	0	0
32. Total (Lines 1 to 31)	53,984	(46,920)	0	7,064

ANNUAL STATEMENT FOR THE YEAR 2002 OF THE AMERICAN RETIREMENT LIFE INSURANCE COMPANY

ASSET VALUATION RESERVE

	Default Component			Equity Component			7 Total Amount (Cols. 3+6)
	1 Other Than Mortgage Loans	2 Mortgage Loans	3 Total (Cols. 1+2)	4 Common Stock	5 Real Estate and Other Invested Assets	6 Total (Cols. 4+5)	
1. Reserve as of December 31, Prior Year	9,320	0	9,320	0	0	0	9,320
2. Realized Capital Gains/(Losses) Net of Taxes - General Account			0			0	0
3. Realized Capital Gains/(Losses) Net of Taxes - Separate Accounts			0			0	0
4. Unrealized Capital Gains/(Losses) - General Account			0			0	0
5. Unrealized Capital Gains/(Losses) - Separate Accounts			0			0	0
6. Capital gains credited/(losses charged) to contract benefits, payments or reserves			0			0	0
7. Basic Contribution	1,061	0	1,061	0	0	0	1,061
8. Accumulated Balances (Lines 1 through 5, minus 6 plus 7)	10,381	0	10,381	0	0	0	10,381
9. Maximum Reserve	5,315	0	5,315	0	0	0	5,315
10. Reserve Objective	3,184	0	3,184	0	0	0	3,184
11. 20% of (Line 10 - Line 8)	(1,440)	0	(1,440)	0	0	0	(1,440)
12. Balance Before Transfers (Lines 8 + 11)	8,942	0	8,942	0	0	0	8,942
13. Transfers			0			0	XXX
14. Voluntary Contribution			0			0	0
15. Adjustment down to Maximum/up to Zero	(3,627)		(3,627)			0	(3,627)
16. Reserve as of December 31, Current Year (Lines 12 + 13 + 14 + 15)	5,315	0	5,315	0	0	0	5,315

ANNUAL STATEMENT FOR THE YEAR 2002 OF THE AMERICAN RETIREMENT LIFE INSURANCE COMPANY

**ASSET VALUATION RESERVE
BASIC CONTRIBUTION, RESERVE OBJECTIVE AND MAXIMUM RESERVE CALCULATIONS
DEFAULT COMPONENT**

Line Number	NAIC Designation	Description	1 Book/Adjusted Carrying Value	2 Reclassify Related Party Encumbrances	3 Add Third Party Encumbrances	4 Balance for AVR Reserve Calculations (Cols. 1+2+3)	Basic Contribution		Reserve Objective		Maximum Reserve	
							5 Factor	6 Amount (Cols. 4x5)	7 Factor	8 Amount (Cols. 4x7)	9 Factor	10 Amount (Cols. 4x9)
LONG - TERM BONDS												
1		Exempt Obligations	2,693,947	.XXX	.XXX	2,693,947	.0.0000	.0	.0.0000	.0	.0.0000	.0
2	1	Highest Quality	18,195	.XXX	.XXX	18,195	.0.0005	.9	.0.0015	.27	.0.0030	.55
3	2	High Quality	526,047	.XXX	.XXX	526,047	.0.0020	1,052	.0.0060	3,156	.0.0100	5,260
4	3	Medium QualityXXX	.XXX	.0	.0.0105	.0	.0.0280	.0	.0.0400	.0
5	4	Low QualityXXX	.XXX	.0	.0.0270	.0	.0.0630	.0	.0.0900	.0
6	5	Lower QualityXXX	.XXX	.0	.0.0670	.0	.0.1200	.0	.0.2000	.0
7	6	In or Near DefaultXXX	.XXX	.0	.0.0000	.0	.0.3000	.0	.0.3000	.0
8		Total Unrated Multi-Class Securities Acquired by ConversionXXX	.XXX	0	.XXX	0	.XXX	0	.XXX	0
9		Total Bonds (Sum of Lines 1 through 8) (Page 2, Line 1, Net Admitted Asset)	3,238,189	.XXX	.XXX	3,238,189	.XXX	1,061	.XXX	3,184	.XXX	5,315
PREFERRED STOCK												
10	1	Highest QualityXXX	.XXX	.0	.0.0020	.0	.0.0060	.0	.0.0090	.0
11	2	High QualityXXX	.XXX	.0	.0.0065	.0	.0.0170	.0	.0.0250	.0
12	3	Medium QualityXXX	.XXX	.0	.0.0185	.0	.0.0400	.0	.0.0600	.0
13	4	Low QualityXXX	.XXX	.0	.0.0400	.0	.0.0880	.0	.0.1350	.0
14	5	Lower QualityXXX	.XXX	.0	.0.0850	.0	.0.1600	.0	.0.2500	.0
15	6	In or Near DefaultXXX	.XXX	.0	.0.0000	.0	.0.3000	.0	.0.3000	.0
16		Affiliated Life with AVRXXX	.XXX	0	.0.0000	0	.0.0000	0	.0.0000	0
17		Total Preferred Stocks (Sum of Lines 10 thru 16) (Page 2, Line 2.1, Net Admitted Asset)	0	.XXX	.XXX	0	.XXX	0	.XXX	0	.XXX	0
SHORT - TERM BONDS												
18		Exempt Obligations	3,470,095	.XXX	.XXX	3,470,095	.0.0000	.0	.0.0000	.0	.0.0000	.0
19	1	Highest QualityXXX	.XXX	.0	.0.0005	.0	.0.0015	.0	.0.0030	.0
20	2	High QualityXXX	.XXX	.0	.0.0020	.0	.0.0060	.0	.0.0100	.0
21	3	Medium QualityXXX	.XXX	.0	.0.0105	.0	.0.0280	.0	.0.0400	.0
22	4	Low QualityXXX	.XXX	.0	.0.0270	.0	.0.0630	.0	.0.0900	.0
23	5	Lower QualityXXX	.XXX	.0	.0.0670	.0	.0.1200	.0	.0.2000	.0
24	6	In or Near DefaultXXX	.XXX	.0	.0.0000	.0	.0.3000	.0	.0.3000	.0
25		Total Short - Term Bonds (Sum of lines 18 thru 24)	3,470,095	.XXX	.XXX	3,470,095	.XXX	0	.XXX	0	.XXX	0

ANNUAL STATEMENT FOR THE YEAR 2002 OF THE AMERICAN RETIREMENT LIFE INSURANCE COMPANY

ASSET VALUATION RESERVE (continued)
BASIC CONTRIBUTION, RESERVE OBJECTIVE AND MAXIMUM RESERVE CALCULATIONS
DEFAULT COMPONENT

Line Number	NAIC Designation	Description	1 Book/Adjusted Carrying Value	2 Reclassify Related Party Encumbrances	3 Add Third Party Encumbrances	4 Balance for AVR Reserve Calculations (Cols. 1+2+3)	Basic Contribution		Reserve Objective		Maximum Reserve	
							5 Factor	6 Amount (Cols. 4x5)	7 Factor	8 Amount (Cols. 4x7)	9 Factor	10 Amount (Cols. 4x9)
DERIVATIVE INSTRUMENTS												
26		Exchange Traded		XXX	XXX	0	0.0005	0	0.0015	0	0.0030	0
27	1	Highest Quality		XXX	XXX	0	0.0005	0	0.0015	0	0.0030	0
28	2	High Quality		XXX	XXX	0	0.0020	0	0.0060	0	0.0100	0
29	3	Medium Quality		XXX	XXX	0	0.0105	0	0.0280	0	0.0400	0
30	4	Low Quality		XXX	XXX	0	0.0270	0	0.0630	0	0.0900	0
31	5	Lower Quality		XXX	XXX	0	0.0670	0	0.1200	0	0.2000	0
32	6	In or Near Default		XXX	XXX	0	0.0000	0	0.3000	0	0.3000	0
33		Total Derivative Instruments	0	XXX	XXX	0	XXX	0	XXX	0	XXX	0
34		TOTAL (Line 9 + 17 + 25 +33)	6,708,284	XXX	XXX	6,708,284	XXX	1,061	XXX	3,184	XXX	5,315
MORTGAGE LOANS												
In Good Standing:												
35		Farm Mortgages			XXX	0	0.0063 (a)	0	0.0140 (a)	0	0.0225 (a)	0
36		Residential Mortgages - Insured or Guaranteed			XXX	0	0.0003	0	0.0006	0	0.0010	0
37		Residential Mortgages - All Other			XXX	0	0.0013	0	0.0030	0	0.0050	0
38		Commercial Mortgages - Insured or Guaranteed			XXX	0	0.0003	0	0.0006	0	0.0010	0
39		Commercial Mortgages - All Other			XXX	0	0.0063 (a)	0	0.0140 (a)	0	0.0225 (a)	0
40		In Good Standing With Restructured Terms			XXX	0	0.2800 (b)	0	0.6200 (b)	0	1.0000 (b)	0
Overdue, Not in Process:												
41		Farm Mortgages			XXX	0	0.0420	0	0.0915	0	0.1500	0
42		Residential Mortgages - Insured or Guaranteed			XXX	0	0.0005	0	0.0012	0	0.0020	0
43		Residential Mortgages - All Other			XXX	0	0.0025	0	0.0060	0	0.0100	0
44		Commercial Mortgages - Insured or Guaranteed			XXX	0	0.0005	0	0.0012	0	0.0020	0
45		Commercial Mortgages - All Other			XXX	0	0.0420	0	0.0915	0	0.1500	0
In Process of Foreclosure:												
46		Farm Mortgages			XXX	0	0.0000	0	0.2000	0	0.2000	0
47		Residential Mortgages - Insured or Guaranteed			XXX	0	0.0000	0	0.0040	0	0.0040	0
48		Residential Mortgages - All Other			XXX	0	0.0000	0	0.0200	0	0.0200	0
49		Commercial Mortgages - Insured or Guaranteed			XXX	0	0.0000	0	0.0040	0	0.0040	0
50		Commercial Mortgages - All Other			XXX	0	0.0000	0	0.2000	0	0.2000	0
51		Total Schedule B Mortgages (Sum of Lines 35 thru 50) (Page 2, Line 3, Net Admitted Asset)	0	0	XXX	0	XXX	0	XXX	0	XXX	0
52		Total Schedule DA Mortgages			XXX	0	(c)	0	(c)	0	(c)	0
53		Total Mortgage Loans on Real Estate (Line 51 + 52)	0	0	XXX	0	XXX	0	XXX	0	XXX	0

(a) Times the Company's Experience Adjustment Factor (EAF).

(b) Column 9 is the greater of 7.5% without any EAF adjustments or a Company's EAF adjusted In Good Standing (IGS) factor plus 150 basis points. Columns 5 and 7 are 28% and 62% respectively of Column 9.

(c) Determined using the same factors and breakdowns used for directly owned mortgage loans.

36

AVR - Equity Component

NONE

Asset Valuation Reserve RSA

NONE

Schedule A - Verification

NONE

Schedule B - Verification

NONE

Schedule BA - Verification

NONE

ANNUAL STATEMENT FOR THE YEAR 2002 OF THE AMERICAN RETIREMENT LIFE INSURANCE COMPANY

SCHEDULE D - PART 1A - SECTION 1

Quality and Maturity Distribution of All Bonds Owned December 31, at Book/Adjusted Carrying Values by Major Types of Issues and NAIC Designations

Quality Rating per the NAIC Designation	1 1 Year or Less	2 Over 1 Year Through 5 Years	3 Over 5 Years Through 10 Years	4 Over 10 Years Through 20 Years	5 Over 20 Years	6 Total Current Year	7 Col. 6 as a % of Line 10.7	8 Total from Col. 6 Prior Year	9 % From Col. 7 Prior Year	10 Total Publicly Traded	11 Total Privately Placed (a)
1. U.S. Governments, Schedules D & DA (Group 1)											
1.1 Class 1	5,654,288	224,010	285,744			6,164,042	91.9	3,761,835	57.1	6,164,042	
1.2 Class 2						0	0.0	0	0.0		
1.3 Class 3						0	0.0	0	0.0		
1.4 Class 4						0	0.0	0	0.0		
1.5 Class 5						0	0.0	0	0.0		
1.6 Class 6						0	0.0	0	0.0		
1.7 Totals	5,654,288	224,010	285,744	0	0	6,164,042	91.9	3,761,835	57.1	6,164,042	0
2. All Other Governments, Schedules D & DA (Group 2)											
2.1 Class 1						0	0.0	0	0.0		
2.2 Class 2						0	0.0	0	0.0		
2.3 Class 3						0	0.0	0	0.0		
2.4 Class 4						0	0.0	0	0.0		
2.5 Class 5						0	0.0	0	0.0		
2.6 Class 6						0	0.0	0	0.0		
2.7 Totals	0	0	0	0	0	0	0.0	0	0.0	0	0
3. States, Territories and Possessions etc., Guaranteed, Schedules D & DA (Group 3)											
3.1 Class 1						0	0.0	0	0.0		
3.2 Class 2						0	0.0	0	0.0		
3.3 Class 3						0	0.0	0	0.0		
3.4 Class 4						0	0.0	0	0.0		
3.5 Class 5						0	0.0	0	0.0		
3.6 Class 6						0	0.0	0	0.0		
3.7 Totals	0	0	0	0	0	0	0.0	0	0.0	0	0
4. Political Subdivisions of States, Territories and Possessions, Guaranteed, Schedules D & DA (Group 4)											
4.1 Class 1						0	0.0	0	0.0		
4.2 Class 2						0	0.0	0	0.0		
4.3 Class 3						0	0.0	0	0.0		
4.4 Class 4						0	0.0	0	0.0		
4.5 Class 5						0	0.0	0	0.0		
4.6 Class 6						0	0.0	0	0.0		
4.7 Totals	0	0	0	0	0	0	0.0	0	0.0	0	0
5. Special Revenue & Special Assessment Obligations etc., Non-Guaranteed, Schedules D & DA (Group 5)											
5.1 Class 1						0	0.0	1,212	0.0		
5.2 Class 2						0	0.0	0	0.0		
5.3 Class 3						0	0.0	0	0.0		
5.4 Class 4						0	0.0	0	0.0		
5.5 Class 5						0	0.0	0	0.0		
5.6 Class 6						0	0.0	0	0.0		
5.7 Totals	0	0	0	0	0	0	0.0	1,212	0.0	0	0

43

ANNUAL STATEMENT FOR THE YEAR 2002 OF THE AMERICAN RETIREMENT LIFE INSURANCE COMPANY

SCHEDULE D - PART 1A - SECTION 1 (continued)

Quality and Maturity Distribution of All Bonds Owned December 31, at Book/Adjusted Carrying Values by Major Types of Issues and NAIC Designations

Quality Rating per the NAIC Designation	1 1 Year or Less	2 Over 1 Year Through 5 Years	3 Over 5 Years Through 10 Years	4 Over 10 Years Through 20 Years	5 Over 20 Years	6 Total Current Year	7 Col. 6 as a % of Line 10.7	8 Total from Col. 6 Prior Year	9 % From Col. 7 Prior Year	10 Total Publicly Traded	11 Total Privately Placed (a)
6. Public Utilities (Unaffiliated), Schedules D & DA (Group 6)											
6.1 Class 10	0.0	.0	0.0		
6.2 Class 20	0.0	.0	0.0		
6.3 Class 30	0.0	.0	0.0		
6.4 Class 40	0.0	.0	0.0		
6.5 Class 50	0.0	.0	0.0		
6.6 Class 6						0	0.0	0	0.0		
6.7 Totals	0	0	0	0	0	0	0.0	0	0.0	0	0
7. Industrial & Miscellaneous (Unaffiliated), Schedules D & DA (Group 7)											
7.1 Class 1	18,195					18,195	0.3	1,801,149	27.3	18,195	
7.2 Class 2			526,047			526,047	7.8	1,027,661	15.6	526,047	
7.3 Class 30	0.0	.0	0.0		
7.4 Class 40	0.0	.0	0.0		
7.5 Class 50	0.0	.0	0.0		
7.6 Class 6						0	0.0	0	0.0		
7.7 Totals	18,195	0	526,047	0	0	544,242	8.1	2,828,810	42.9	544,242	0
8. Credit Tenant Loans, Schedules D & DA (Group 8)											
8.1 Class 10	0.0	.0	0.0		
8.2 Class 20	0.0	.0	0.0		
8.3 Class 30	0.0	.0	0.0		
8.4 Class 40	0.0	.0	0.0		
8.5 Class 50	0.0	.0	0.0		
8.6 Class 6						0	0.0	0	0.0		
8.7 Totals	0	0	0	0	0	0	0.0	0	0.0	0	0
9. Parent, Subsidiaries and Affiliates, Schedules D & DA (Group 9)											
9.1 Class 10	0.0	.0	0.0		
9.2 Class 20	0.0	.0	0.0		
9.3 Class 30	0.0	.0	0.0		
9.4 Class 40	0.0	.0	0.0		
9.5 Class 50	0.0	.0	0.0		
9.6 Class 6						0	0.0	0	0.0		
9.7 Totals	0	0	0	0	0	0	0.0	0	0.0	0	0

ANNUAL STATEMENT FOR THE YEAR 2002 OF THE AMERICAN RETIREMENT LIFE INSURANCE COMPANY

SCHEDULE D - PART 1A - SECTION 1 (continued)

Quality and Maturity Distribution of All Bonds Owned December 31, at Book/Adjusted Carrying Values by Major Types of Issues and NAIC Designations

Quality Rating per the NAIC Designation	1 1 Year or Less	2 Over 1 Year Through 5 Years	3 Over 5 Years Through 10 Years	4 Over 10 Years Through 20 Years	5 Over 20 Years	6 Total Current Year	7 Col. 6 as a % of Line 10.7	8 Total from Col. 6 Prior Year	9 % From Col. 7 Prior Year	10 Total Publicly Traded	11 Total Privately Placed (a)
10. Total Bonds Current Year											
10.1 Class 1	5,672,483	224,010	285,744	.0	.0	6,182,237	92.2	XXX	XXX	6,182,237	.0
10.2 Class 20	.0	526,047	.0	.0	526,047	7.8	XXX	XXX	526,047	.0
10.3 Class 30	.0	.0	.0	.0	.0	0.0	XXX	XXX	.0	.0
10.4 Class 40	.0	.0	.0	.0	.0	0.0	XXX	XXX	.0	.0
10.5 Class 50	.0	.0	.0	.0	.0	0.0	XXX	XXX	.0	.0
10.6 Class 60	.0	.0	.0	.0	.0	0.0	XXX	XXX	.0	.0
10.7 Totals	5,672,483	224,010	811,791	.0	.0	6,708,284	100.0	XXX	XXX	6,708,284	.0
10.8 Line 10.7 as a % of Col. 6	84.6	3.3	12.1	0.0	0.0	100.0	XXX	XXX	XXX	100.0	0.0
11. Total Bonds Prior Year											
11.1 Class 1	2,311,785	2,842,186	410,225	.0	.0	XXX	XXX	5,564,196	84.4	5,564,196	.0
11.2 Class 20	.0	1,027,661	.0	.0	XXX	XXX	1,027,661	15.6	1,027,661	.0
11.3 Class 30	.0	.0	.0	.0	XXX	XXX	.0	0.0	.0	.0
11.4 Class 40	.0	.0	.0	.0	XXX	XXX	.0	0.0	.0	.0
11.5 Class 50	.0	.0	.0	.0	XXX	XXX	.0	0.0	.0	.0
11.6 Class 60	.0	.0	.0	.0	XXX	XXX	.0	0.0	.0	.0
11.7 Totals	2,311,785	2,842,186	1,437,886	.0	.0	XXX	XXX	6,591,857	100.0	6,591,857	.0
11.8 Line 11.7 as a % of Col. 8	35.1	43.1	21.8	0.0	0.0	XXX	XXX	100.0	XXX	100.0	0.0
12. Total Publicly Traded Bonds											
12.1 Class 1	5,672,483	224,010	285,744	.0	.0	6,182,237	92.2	5,564,196	84.4	6,182,237	XXX
12.2 Class 20	.0	526,047	.0	.0	526,047	7.8	1,027,661	15.6	526,047	XXX
12.3 Class 30	.0	.0	.0	.0	.0	0.0	.0	0.0	.0	XXX
12.4 Class 40	.0	.0	.0	.0	.0	0.0	.0	0.0	.0	XXX
12.5 Class 50	.0	.0	.0	.0	.0	0.0	.0	0.0	.0	XXX
12.6 Class 60	.0	.0	.0	.0	.0	0.0	.0	0.0	.0	XXX
12.7 Totals	5,672,483	224,010	811,791	.0	.0	6,708,284	100.0	6,591,857	100.0	6,708,284	XXX
12.8 Line 12.7 as a % of Col. 6	84.6	3.3	12.1	0.0	0.0	100.0	XXX	XXX	XXX	100.0	XXX
12.9 Line 12.7 as a % of Line 10.7, Col. 6, Section 10	84.6	3.3	12.1	0.0	0.0	100.0	XXX	XXX	XXX	100.0	XXX
13. Total Privately Placed Bonds											
13.1 Class 10	.0	.0	.0	.0	.0	0.0	.0	0.0	XXX	.0
13.2 Class 20	.0	.0	.0	.0	.0	0.0	.0	0.0	XXX	.0
13.3 Class 30	.0	.0	.0	.0	.0	0.0	.0	0.0	XXX	.0
13.4 Class 40	.0	.0	.0	.0	.0	0.0	.0	0.0	XXX	.0
13.5 Class 50	.0	.0	.0	.0	.0	0.0	.0	0.0	XXX	.0
13.6 Class 60	.0	.0	.0	.0	.0	0.0	.0	0.0	XXX	.0
13.7 Totals0	.0	.0	.0	.0	.0	0.0	.0	0.0	XXX	.0
13.8 Line 13.7 as a % of Col. 6	0.0	0.0	0.0	0.0	0.0	0.0	XXX	XXX	XXX	XXX	0.0
13.9 Line 13.7 as a % of Line 10.7, Col. 6, Section 10	0.0	0.0	0.0	0.0	0.0	0.0	XXX	XXX	XXX	XXX	0.0

(a) Includes \$ freely tradable under SEC Rule 144 or qualified for resale under SEC Rule 144A.
 (b) Includes \$ current year, \$ prior year of bonds with Z designations and \$, current year, \$ prior year of bonds with Z* designations. The letter "Z" means the NAIC designation was not assigned by the Securities Valuation Office (SVO) at the date of the statement. "Z*" means the SVO could not evaluate the obligation because valuation procedures for the security class is under regulatory review.
 (c) Includes \$ current year, \$ prior year of bonds with 5* designations and \$, current year, \$ prior year of bonds with 6* designations. "5*" means the NAIC designation was assigned by the SVO in reliance on the insurer's certification that the issuer is current in all principal and interest payments. "6*" means the NAIC designation was assigned by the SVO due to inadequate certification of principal and interest payments.

ANNUAL STATEMENT FOR THE YEAR 2002 OF THE AMERICAN RETIREMENT LIFE INSURANCE COMPANY

SCHEDULE D - PART 1A - SECTION 2

Maturity Distribution of All Bonds Owned December 31, at Book/Adjusted Carrying Values by Major Type and Subtype of Issues

Distribution by Type	1	2	3	4	5	6	7	8	9	10	11
	1 Year or Less	Over 1 Year Through 5 Years	Over 5 Years Through 10 Years	Over 10 Years Through 20 Years	Over 20 Years	Total Current Year	Col. 6 as a % of Line 10.7	Total from Col 6 Prior Year	% From Col. 7 Prior Year	Total Publicly Traded	Total Privately Placed
1. U.S. Governments, Schedules D & DA (Group 1)											
1.1 Issuer Obligations	5,654,288		101,065			5,755,353	85.8	3,207,564	48.7	5,755,353	
1.2 Single Class Mortgage-Backed/Asset-Backed Securities		224,010	184,679			408,689	6.1	554,271	8.4	408,689	
1.7 Totals	5,654,288	224,010	285,744	0	0	6,164,042	91.9	3,761,835	57.1	6,164,042	0
2. All Other Governments, Schedules D & DA (Group 2)											
2.1 Issuer Obligations						0	0.0	0	0.0		
2.2 Single Class Mortgage-Backed/Asset-Backed Securities						0	0.0	0	0.0		
MULTI-CLASS RESIDENTIAL MORTGAGE-BACKED SECURITIES											
2.3 Defined						0	0.0	0	0.0		
2.4 Other						0	0.0	0	0.0		
MULTI-CLASS COMMERCIAL MORTGAGE-BACKED/ASSET- BACKED SECURITIES											
2.5 Defined						0	0.0	0	0.0		
2.6 Other						0	0.0	0	0.0		
2.7 Totals	0	0	0	0	0	0	0.0	0	0.0	0	0
3. States, Territories, and Possessions Guaranteed, Schedules D & DA (Group 3)											
3.1 Issuer Obligations						0	0.0	0	0.0		
3.2 Single Class Mortgage-Backed/Asset-Backed Securities						0	0.0	0	0.0		
MULTI-CLASS RESIDENTIAL MORTGAGE-BACKED SECURITIES											
3.3 Defined						0	0.0	0	0.0		
3.4 Other						0	0.0	0	0.0		
MULTI-CLASS COMMERCIAL MORTGAGE-BACKED/ASSET- BACKED SECURITIES											
3.5 Defined						0	0.0	0	0.0		
3.6 Other						0	0.0	0	0.0		
3.7 Totals	0	0	0	0	0	0	0.0	0	0.0	0	0
4. Political Subdivisions of States, Territories and Possessions, Guaranteed, Schedules D & DA (Group 4)											
4.1 Issuer Obligations						0	0.0	0	0.0		
4.2 Single Class Mortgage-Backed/Asset-Backed Securities						0	0.0	0	0.0		
MULTI-CLASS RESIDENTIAL MORTGAGE-BACKED SECURITIES											
4.3 Defined						0	0.0	0	0.0		
4.4 Other						0	0.0	0	0.0		
MULTI-CLASS COMMERCIAL MORTGAGE-BACKED/ASSET- BACKED SECURITIES											
4.5 Defined						0	0.0	0	0.0		
4.6 Other						0	0.0	0	0.0		
4.7 Totals	0	0	0	0	0	0	0.0	0	0.0	0	0
5. Special Revenue & Special Assessment Obligations etc., Non-Guaranteed, Schedules D & DA (Group 5)											
5.1 Issuer Obligations						0	0.0	0	0.0		
5.2 Single Class Mortgage-Backed/Asset-Backed Securities						0	0.0	1,212	0.0		
MULTI-CLASS RESIDENTIAL MORTGAGE-BACKED SECURITIES											
5.3 Defined						0	0.0	0	0.0		
5.4 Other						0	0.0	0	0.0		
MULTI-CLASS COMMERCIAL MORTGAGE-BACKED/ASSET- BACKED SECURITIES											
5.5 Defined						0	0.0	0	0.0		
5.6 Other						0	0.0	0	0.0		
5.7 Totals	0	0	0	0	0	0	0.0	1,212	0.0	0	0

ANNUAL STATEMENT FOR THE YEAR 2002 OF THE AMERICAN RETIREMENT LIFE INSURANCE COMPANY

SCHEDULE D - PART 1A - SECTION 2 (continued)

Maturity Distribution of All Bonds Owned December 31, at Book/Adjusted Carrying Values by Major Type and Subtype of Issues

Distribution by Type	1 1 Year or Less	2 Over 1 Year Through 5 Years	3 Over 5 Years Through 10 Years	4 Over 10 Years Through 20 Years	5 Over 20 Years	6 Total Current Year	7 Col. 6 as a % of Line 10.7	8 Total from Col. 6 Prior Year	9 % From Col. 7 Prior Year	10 Total Publicly Traded	11 Total Privately Placed
6. Public Utilities (Unaffiliated), Schedules D & DA (Group 6)											
6.1 Issuer Obligations						0	0.0	0	0.0		
6.2 Single Class Mortgage-Backed/Asset-Based Securities						0	0.0	0	0.0		
MULTI-CLASS RESIDENTIAL MORTGAGE- BACKED SECURITIES											
6.3 Defined						0	0.0	0	0.0		
6.4 Other						0	0.0	0	0.0		
MULTI-CLASS COMMERCIAL MORTGAGE- BACKED/ASSET-BACKED SECURITIES											
6.5 Defined						0	0.0	0	0.0		
6.6 Other						0	0.0	0	0.0		
6.7 Totals	0	0	0	0	0	0	0.0	0	0.0	0	0
7. Industrial & Miscellaneous (Unaffiliated), Schedules D & DA (Group 7)											
7.1 Issuer Obligations			526,047			526,047	7.8	2,335,334	35.4	526,047	
7.2 Single Class Mortgage-Backed/Asset-Based Securities	4					4	0.0	0	0.0	4	
MULTI-CLASS RESIDENTIAL MORTGAGE- BACKED SECURITIES											
7.3 Defined						0	0.0	0	0.0		
7.4 Other	18,191					18,191	0.3	493,476	7.5	18,191	
MULTI-CLASS COMMERCIAL MORTGAGE- BACKED/ASSET-BACKED SECURITIES											
7.5 Defined						0	0.0	0	0.0		
7.6 Other						0	0.0	0	0.0		
7.7 Totals	18,195	0	526,047	0	0	544,242	8.1	2,828,810	42.9	544,242	0
8. Credit Tenant Loans, Schedules D & DA (Group 8)											
8.1 Issuer Obligations						0	0.0	0	0.0		
8.7 Totals	0	0	0	0	0	0	0.0	0	0.0	0	0
9. Parents, Subsidiaries and Affiliates, Schedules D & DA (Group 9)											
9.1 Issuer Obligations						0	0.0	0	0.0		
9.2 Single Class Mortgage-Backed/Asset-Based Securities						0	0.0	0	0.0		
MULTI-CLASS RESIDENTIAL MORTGAGE- BACKED SECURITIES											
9.3 Defined						0	0.0	0	0.0		
9.4 Other						0	0.0	0	0.0		
MULTI-CLASS COMMERCIAL MORTGAGE- BACKED/ASSET-BACKED SECURITIES											
9.5 Defined						0	0.0	0	0.0		
9.6 Other						0	0.0	0	0.0		
9.7 Totals	0	0	0	0	0	0	0.0	0	0.0	0	0

ANNUAL STATEMENT FOR THE YEAR 2002 OF THE AMERICAN RETIREMENT LIFE INSURANCE COMPANY

SCHEDULE D - PART 1A - SECTION 2 (continued)

Maturity Distribution of All Bonds Owned December 31, at Book/Adjusted Carrying Values by Major Type and Subtype of Issues

Distribution by Type	1 1 Year or Less	2 Over 1 Year Through 5 Years	3 Over 5 Years Through 10 Years	4 Over 10 Years Through 20 Years	5 Over 20 Years	6 Total Current Year	7 Col. 6 as a % of Line 10.7	8 Total From Col. 6 Prior Year	9 % From Col. 7 Prior Year	10 Total Publicly Traded	11 Total Privately Placed
10. Total Bonds Current Year											
10.1 Issuer Obligations	5,654,288	.0	627,112	.0	.0	6,281,400	93.6	XXX	XXX	6,281,400	.0
10.2 Single Class Mortgage-Backed/Asset-Backed Bonds MULTI-CLASS RESIDENTIAL MORTGAGE-BACKED SECURITIES	4	224,010	184,679	.0	.0	408,693	6.1	XXX	XXX	408,693	.0
10.3 Defined	.0	.0	.0	.0	.0	.0	0.0	XXX	XXX	.0	.0
10.4 Other MULTI-CLASS COMMERCIAL MORTGAGE-BACKED/ASSET-BACKED SECURITIES	18,191	.0	.0	.0	.0	18,191	0.3	XXX	XXX	18,191	.0
10.5 Defined	.0	.0	.0	.0	.0	.0	0.0	XXX	XXX	.0	.0
10.6 Other	.0	.0	.0	.0	.0	.0	0.0	XXX	XXX	.0	.0
10.7 Totals	5,672,483	224,010	811,791	.0	.0	6,708,284	100.0	XXX	XXX	6,708,284	.0
10.8 Line 10.7 as a % of Col. 6	84.6	3.3	12.1	0.0	0.0	100.0	XXX	XXX	XXX	100.0	0.0
11. Total Bonds Prior Year											
11.1 Issuer Obligations	2,310,573	2,204,664	1,027,661	.0	.0	XXX	XXX	5,542,898	84.1	5,542,898	.0
11.2 Single Class Mortgage-Backed/Asset-Backed Bonds MULTI-CLASS RESIDENTIAL MORTGAGE-BACKED SECURITIES	1,212	144,046	410,225	.0	.0	XXX	XXX	555,483	8.4	555,483	.0
11.3 Defined	.0	.0	.0	.0	.0	XXX	XXX	.0	0.0	.0	.0
11.4 Other MULTI-CLASS COMMERCIAL MORTGAGE-BACKED/ASSET-BACKED SECURITIES	.0	493,476	.0	.0	.0	XXX	XXX	493,476	7.5	493,476	.0
11.5 Defined	.0	.0	.0	.0	.0	XXX	XXX	.0	0.0	.0	.0
11.6 Other	.0	.0	.0	.0	.0	XXX	XXX	.0	0.0	.0	.0
11.7 Totals	2,311,785	2,842,186	1,437,886	.0	.0	XXX	XXX	6,591,857	100.0	6,591,857	.0
11.8 Line 11.7 as a % of Col. 8	35.1	43.1	21.8	0.0	0.0	XXX	XXX	100.0	XXX	100.0	0.0
12. Total Publicly Traded Bonds											
12.1 Issuer Obligations	5,654,288	.0	627,112	.0	.0	6,281,400	93.6	5,542,898	84.1	6,281,400	XXX
12.2 Single Class Mortgage-Backed/Asset-Backed Bonds MULTI-CLASS RESIDENTIAL MORTGAGE-BACKED SECURITIES	4	224,010	184,679	.0	.0	408,693	6.1	555,483	8.4	408,693	XXX
12.3 Defined	.0	.0	.0	.0	.0	.0	0.0	.0	0.0	.0	XXX
12.4 Other MULTI-CLASS COMMERCIAL MORTGAGE-BACKED/ASSET-BACKED SECURITIES	18,191	.0	.0	.0	.0	18,191	0.3	493,476	7.5	18,191	XXX
12.5 Defined	.0	.0	.0	.0	.0	.0	0.0	.0	0.0	.0	XXX
12.6 Other	.0	.0	.0	.0	.0	.0	0.0	.0	0.0	.0	XXX
12.7 Totals	5,672,483	224,010	811,791	.0	.0	6,708,284	100.0	6,591,857	100.0	6,708,284	XXX
12.8 Line 12.7 as a % of Col. 6	84.6	3.3	12.1	0.0	0.0	100.0	XXX	XXX	XXX	100.0	XXX
12.9 Line 12.7 as a % of Line 10.7, Col. 6, Section 10	84.6	3.3	12.1	0.0	0.0	100.0	XXX	XXX	XXX	100.0	XXX
13. Total Privately Placed Bonds											
13.1 Issuer Obligations	.0	.0	.0	.0	.0	.0	0.0	.0	0.0	XXX	.0
13.2 Single Class Mortgage-Backed/Asset-Backed Bonds MULTI-CLASS RESIDENTIAL MORTGAGE-BACKED SECURITIES	.0	.0	.0	.0	.0	.0	0.0	.0	0.0	XXX	.0
13.3 Defined	.0	.0	.0	.0	.0	.0	0.0	.0	0.0	XXX	.0
13.4 Other MULTI-CLASS COMMERCIAL MORTGAGE-BACKED/ASSET-BACKED SECURITIES	.0	.0	.0	.0	.0	.0	0.0	.0	0.0	XXX	.0
13.5 Defined	.0	.0	.0	.0	.0	.0	0.0	.0	0.0	XXX	.0
13.6 Other	.0	.0	.0	.0	.0	.0	0.0	.0	0.0	XXX	.0
13.7 Totals	.0	.0	.0	.0	.0	.0	0.0	.0	0.0	XXX	.0
13.8 Line 13.7 as a % of Col. 6	0.0	0.0	0.0	0.0	0.0	0.0	XXX	XXX	XXX	XXX	0.0
13.9 Line 13.7 as a % of Line 10.7, Col. 6, Section 10	0.0	0.0	0.0	0.0	0.0	0.0	XXX	XXX	XXX	XXX	0.0

ANNUAL STATEMENT FOR THE YEAR 2002 OF THE AMERICAN RETIREMENT LIFE INSURANCE COMPANY

SCHEDULE DA - PART 2

Verification of SHORT-TERM INVESTMENTS Between Years

	1	2	3	4	5
	Total	Bonds	Mortgage Loans	Other Short-term Investment Assets(a)	Investments in Parent, Subsidiaries and Affiliates
1. Book/adjusted carrying value, prior year	2,009,800	2,009,800	0	0	0
2. Cost of short-term investments acquired	13,632,652	13,632,652			
3. Increase (decrease) by adjustment	0				
4. Increase (decrease) by foreign exchange adjustment	0				
5. Total profit (loss) on disposal of short-term investments	0				
6. Consideration received on disposal of short-term investments	12,172,357	12,172,357			
7. Book/adjusted carrying value, current year	3,470,095	3,470,095	0	0	0
8. Total valuation allowance	0				
9. Subtotal (Lines 7 plus 8)	3,470,095	3,470,095	0	0	0
10. Total nonadmitted amounts	0				
11. Statement value (Lines 9 minus 10)	3,470,095	3,470,095	0	0	0
12. Income collected during year	43,203	43,203			
13. Income earned during year	43,567	43,567			

(a) Indicate the category of such assets, for example, joint ventures, transportation equipment:

Schedule DB - Part A - VBY

NONE

Schedule DB - Part B - VBY

NONE

Schedule DB - Part C - VBY

NONE

Schedule DB - Part D - VBY

NONE

Schedule DB - Part E - VBY

NONE

Schedule DB - Part F - Section 1

NONE

Schedule DB - Part F - Section 2

NONE

Schedule F - Claims

NONE

Schedule H - Part 1

NONE

Schedule H - Part 2

NONE

Schedule H - Part 3

NONE

Schedule H - Part 4

NONE

Schedule H - Part 5

NONE

Schedule O - Pt. 1 Sn. A

NONE

Schedule O - Pt. 1 Sn. B

NONE

Schedule O - Pt. 1 Sn. C

NONE

Schedule O - Pt. 1 Sn. D

NONE

Schedule O - Pt. 1 Sn. E

NONE

Schedule O - Pt. 1 Sn. F

NONE

Schedule O - Pt. 1 Sn. G

NONE

Schedule O - Pt. 1 Sn. H

NONE

Schedule O - Pt. 1 Sn. I

NONE

Schedule O - Pt. 1 Sn. J

NONE

Schedule O - Pt. 1 Sn. K

NONE

SCHEDULE O - PART 2

Development of Incurred Losses
Section A - Group Accident and Health

Year in Which Losses Were Incurred	Sum of Cumulative Net Amount Paid Policyholders and Claim Liability and Reserve Outstanding at End of Year				
	1 1998	2 1999	3 2000	4 2001	5 2002
1. 1998	NONE				
2. 1999					
3. 2000					
4. 2001					
5. 2002					

Section B - Other Accident and Health

Year in Which Losses Were Incurred	1 1998	2 1999	3 2000	4 2001	5 2002
1. 1998	NONE				
2. 1999					
3. 2000					
4. 2001					
5. 2002					

Section C - Credit Accident and Health

Year in Which Losses Were Incurred	1 1998	2 1999	3 2000	4 2001	5 2002
1. 1998	NONE				
2. 1999					
3. 2000					
4. 2001					
5. 2002					

SCHEDULE O - PART 3

Reserve and Liability Methodology - Exhibits 6 and 8

Line of Business	1 Methodology	2 Amount
1. Industrial Life		
2. Ordinary Life		
3. Individual Annuity	Other	3,000
4. Supplementary Contracts		
5. Credit Life		
6. Group Life		
7. Group Accident and Health		
8. Credit Accident and Health		
9. Other Accident and Health		
10. Total		3,000

Schedule S - Part 1 - Section 1

NONE

Schedule S - Part 1 - Section 2

NONE

ANNUAL STATEMENT FOR THE YEAR 2002 OF THE AMERICAN RETIREMENT LIFE INSURANCE COMPANY

SCHEDULE S - PART 3 - SECTION 1

Reinsurance Ceded Life Insurance, Annuities, Deposit Funds and Other Liabilities without Life or Disability Contingencies, and Related Benefits Listed by Reinsuring Company as of December 31, Current Year

1 NAIC Company Code	2 Federal ID Number	3 Effective Date	4 Name of Company	5 Location	6 Type of Re- insurance Ceded	7 Amount in Force at End of Year	Reserve Credit Taken		10 Premiums	Outstanding Surplus Relief		13 Modified Coinsurance Reserve	14 Funds Withheld Under Coinsurance	
							8 Current Year	9 Previous Year		11 Current Year	12 Prior Year			
97039	06-1067046	10/01/1990	Lincoln National Reassurance Company	Fort Wayne, IN	ACO/I		1,135,078	1,217,510	6,895					
97039	06-1067046	01/01/1990	Lincoln National Reassurance Company	Fort Wayne, IN	ACO/I		25,697,186	27,388,850	14,583					
0299999 - General Account, Non-Affiliates								26,832,264	28,604,360	21,478				
0399999 - Total General Account								26,832,264	28,604,360	21,478				
0799999 Totals								26,832,264	28,604,360	21,478				

Schedule S - Part 3 - Section 2

NONE

Schedule S - Part 4

NONE

SCHEDULE S - PART 5

Five Year Exhibit of Reinsurance Ceded Business (000 Omitted)

	1 2002	2 2001	3 2000	4 1999	5 1998
A. OPERATIONS ITEMS					
1. Premiums and annuity considerations for life and accident and health contracts	21	53	88	273	1,305
2. Commissions and reinsurance expense allowances	84	92	105	119	171
3. Contract claims	2,624	2,495	2,718	2,752	3,087
4. Surrender benefits and withdrawals for life contracts	57	111	160	205	171
5. Dividends to policyholders	0	0	0	0	0
6. Reserve adjustments on reinsurance ceded	0	0	0	0	0
7. Increase in aggregate reserve for life and accident and health contracts	(1,772)	(1,550)	(1,743)	(1,570)	(1,010)
B. BALANCE SHEET ITEMS					
8. Premiums and annuity considerations for life and accident and health contracts deferred and uncollected	0	6	5	12	68
9. Aggregate reserves for life and accident and health contracts	26,832	28,604	30,154	31,897	33,468
10. Liability for deposit-type contracts	0	0	0	0	0
11. Contract claims unpaid	0	0	0	0	0
12. Amounts recoverable on reinsurance	167	366	175	196	351
13. Experience rating refunds due or unpaid	6	37	1	1	24
14. Policyholders' dividends (not included in Line 10)	0	0	0	0	0
15. Commissions and reinsurance expense allowances unpaid	7	15	11	9	12
16. Unauthorized reinsurance offset	0	0	0	0	0
C. UNAUTHORIZED REINSURANCE (DEPOSITS BY AND FUNDS WITHHELD FROM)					
17. Funds deposited by and withheld from (F)	0	0	0	0	0
18. Letters of credit (L)	0	0	0	0	0
19. Trust agreements (T)	0	0	0	0	0
20. Other (O)	0	0	0	0	0

SCHEDULE S - PART 6

Restatement of Balance Sheet to Identify Net Credit For Ceded Reinsurance

	1 As Reported (net of ceded)	2 Restatement Adjustments	3 Restated (gross of ceded)
ASSETS (Page 2, Col. 3)			
1. Cash and invested assets (Line 11)	7,535,972		7,535,972
2. Reinsurance ceded (Line 12)	179,731	(179,731)	0
3. Life & annuity premiums deferred & uncollected (Line 16)	5,182	297	5,479
4. Accident and health premiums due and unpaid (Line 17)	0	0	0
5. Net credit for ceded reinsurance	XXX	27,011,699	27,011,699
6. All other admitted assets (balance)	98,637		98,637
7. Total assets excluding Separate Accounts (Line 25)	7,819,521	26,832,265	34,651,786
8. Separate Account assets (Line 26)	0		0
9. Total assets (Line 27)	7,819,521	26,832,265	34,651,786
LIABILITIES, CAPITAL AND SURPLUS (PAGE 3)			
10. Contract reserves (Lines 1 and 2)	580,854	26,832,265	27,413,119
11. Liability for deposit-type contracts (Line 3)	0		0
12. Claim reserves (Line 4)	3,000	0	3,000
13. Policyholder dividends/reserves (Lines 5 through 7)	0		0
14. Premium & annuity considerations received in advance (Line 8)	374	0	374
15. Other contract liabilities (Line 9)	10,976		10,976
16. Reinsurance in unauthorized companies (Line 24.2)	0	0	0
17. Funds held under reinsurance with unauthorized reinsurers (Line 24.3)	0	XXX	0
18. All other liabilities (balance)	434,477		434,477
19. Total liabilities excluding Separate Accounts (Line 26)	1,029,681	26,832,265	27,861,946
20. Separate Account liabilities (Line 27)	0		0
21. Total liabilities (Line 28)	1,029,681	26,832,265	27,861,946
22. Capital & surplus (Line 38)	6,789,840	XXX	6,789,840
23. Total liabilities, capital & surplus (Line 39)	7,819,521	26,832,265	34,651,786
NET CREDIT FOR CEDED REINSURANCE			
24. Contract reserves	26,832,265		
25. Claim reserves	0		
26. Policyholder dividends/reserves	0		
27. Premium and annuity considerations received in advance	0		
28. Liability for premium & other deposit funds	0		
29. Other contract liabilities	0		
30. Reinsurance ceded assets	179,731		
31. Other ceded reinsurance recoverables	0		
32. Total ceded reinsurance recoverables	27,011,996		
33. Life & annuity premiums deferred & uncollected	297		
34. Accident and health premiums due and unpaid	0		
35. Reinsurance in unauthorized companies	0		
36. Other ceded reinsurance payables/offsets	0		
37. Total ceded reinsurance payable/offsets	297		
38. Total net credit for ceded reinsurance	27,011,699		

SCHEDULE Y (continued)
PART 2 - SUMMARY OF INSURER'S TRANSACTIONS WITH ANY AFFILIATES

1 NAIC Company Code	2 Federal ID Number	3 Names of Insurers and Parent, Subsidiaries or Affiliates	4 Shareholder Dividends	5 Capital Contributions	6 Purchases, Sales or Exchanges of Loans, Securities, Real Estate, Mortgage Loans or Other Investments	7 Income/ (Disbursements) Incurred in Connection with Guarantees or Undertakings for the Benefit of any Affiliate(s)	8 Management Agreements and Service Contracts	9 Income/ (Disbursements) Incurred Under Reinsurance Agreements	10 *	11 Any Other Material Activity Not in the Ordinary Course of the Insurer's Business	12 Totals	13 Reinsurance Recoverable/ (Payable) on Losses and/or Reserve Credit Taken/(Liability)
	31-0024874	American Financial Corporation.	0	(171,707,544)	0	0	0	0	0	0	(171,707,544)	0
	23-6000765	American Premier Underwriters, Inc.	6,000,000	102,475,664	0	0	0	0	0	0	108,475,664	0
		GAI Insurance Company, Ltd.	(6,000,000)	0	0	0	0	0	0	0	(6,000,000)	(7,259,000)
	51-6001624	Pennsylvania Company.	17,000,000	87,000,000	0	0	0	0	0	0	104,000,000	0
21792	58-1132392	Atlanta Casualty Company.	0	(64,000,000)	0	0	(53,769,903)	0	*	0	(117,769,903)	(1,261,821)
	58-1293110	Atlanta Casualty Group, Inc.	0	0	0	0	53,769,903	0	*	0	53,769,903	0
10968	31-1627506	Atlanta Reserve Insurance Company.	0	2,000,000	0	0	0	0	*	0	2,000,000	0
		Insurance (GB) Limited.	0	0	0	0	0	0	0	0	0	6,345,414
22268	31-0943662	Infinity Insurance Company	0	(70,000,000)	0	0	(61,908,061)	0	*	0	(131,908,061)	(17,468,040)
	31-1357130	The Infinity Group, Inc.	0	0	0	0	61,908,061	0	*	0	61,908,061	0
11738	34-0927698	Leader Insurance Company	0	(20,000,000)	0	0	0	0	*	0	(20,000,000)	(8,524,000)
39497	75-1227771	TICO Insurance Company.	0	0	0	0	0	0	*	0	0	2,979,000
22179	95-2801326	Republic Indemnity Company of America.	0	0	0	0	0	0	*	0	(17,000,000)	(1,674,542)
43753	31-1054123	Republic Indemnity Company of California	(17,000,000)	0	0	0	0	0	*	0	0	17,070,652
12599	58-1806189	Windsor Insurance Company.	0	(37,475,664)	0	0	(48,736,167)	0	*	0	(86,211,831)	(24,126,698)
	58-1080659	Moore Group Inc.	0	0	0	0	48,736,167	0	*	0	48,736,167	0
16691	31-0501234	Great American Insurance Company.	9,207,369	162,094,459	0	0	0	0	*	0	171,301,828	7,783,000
	31-1487015	AFC Coal Properties, Inc.	0	(4,000,000)	0	0	0	0	*	0	(4,000,000)	0
35351	31-0912199	American Empire Surplus Lines Insurance Company.	4,400,000	(20,000,000)	0	0	0	0	*	0	(15,600,000)	13,567,950
37990	31-0973761	American Empire Insurance Company	(2,000,000)	0	0	0	0	0	*	0	(2,000,000)	1,849,225
12203	22-2824607	Fidelity Excess and Surplus Insurance Company.	(2,400,000)	0	0	0	0	0	*	0	(2,400,000)	100,188
	59-2840291	Brothers Property Corporation.	(1,600,000)	0	0	0	0	0	*	0	(1,600,000)	0
	13-3628555	FCIA Management Company, Inc.	(201,450)	0	0	0	0	0	*	0	(201,450)	0
	31-1753938	GAI Warranty Company.	0	2,400,000	0	0	0	0	*	0	2,400,000	0
26832	95-1642353	Great American Alliance Insurance Company.	0	5,600,000	0	0	0	0	*	0	5,600,000	0
37532	31-0954439	Great American E & S Insurance Company	(1,000,000)	0	0	0	0	0	*	0	(1,000,000)	0
41858	31-1036473	Great American Fidelity Insurance Company	(1,000,000)	0	0	0	0	0	*	0	(1,000,000)	0
22136	13-5539046	Great American Insurance Company of New York.	0	12,500,000	0	0	0	0	*	0	12,500,000	0
38024	31-0974853	Great American Lloyd's Insurance Company	0	0	0	0	0	0	*	0	0	8,944,000
	31-0856644	Great American Management Services, Inc.	(1,651,534)	(2,748,466)	0	0	0	0	*	0	(4,400,000)	0
13820	43-6030348	Great Texas County Mutual Insurance Company.	0	20,000,000	0	0	0	0	*	0	20,000,000	31,036,000
23418	73-05566513	Mid-Continent Casualty Company.	0	0	0	0	0	0	*	0	0	(18,683,000)
		Hudson Indemnity, Ltd.	0	0	0	0	0	0	*	0	0	4,078,622
32620	34-1607395	National Interstate Insurance Company.	0	(4,000,000)	0	0	0	0	*	0	(4,000,000)	502,248
	34-1607394	National Interstate Insurance Company of Hawaii, Inc.	0	0	0	0	0	0	*	0	0	0
	36-4123081	PCC 38 Corp.	0	(138,449)	0	0	0	0	*	0	(138,449)	0
	41-1752820	Pointe Apartments, Inc.	(248,385)	0	0	0	0	0	*	0	(248,385)	0
33014	75-0784127	Transport Insurance Company.	0	2,499,972	0	0	0	0	*	0	2,499,972	8,064,696
	06-1356481	Great American Financial Resources, Inc.	(3,506,000)	(34,000,000)	0	0	0	0	*	0	(1,006,028)	0
	31-1475936	AAG Holding Company, Inc.	23,000,000	4,000,000	0	0	0	0	*	0	(11,000,000)	0
63312	13-1935920	Great American Life Insurance Company.	(23,000,000)	0	0	0	0	0	*	0	(19,000,000)	0
93661	31-1021738	Annuity Investors Life Insurance Company.	0	30,000,000	0	0	0	0	*	0	30,000,000	0
62200	95-2496321	Great American Life Assurance Company.	0	(2,499,972)	0	0	0	0	*	0	(2,499,972)	0
9999999	Control Totals		0	0	0	0	0	0	XXX	0	0	8,195,840

ANNUAL STATEMENT FOR THE YEAR 2002 OF THE AMERICAN RETIREMENT LIFE INSURANCE COMPANY

SUPPLEMENTAL EXHIBITS AND SCHEDULES INTERROGATORIES

The following supplemental reports are required to be filed as part of your annual statement filing. However, in the event that your company does not transact the type of business for which the special report must be filed, your response of **NO** to the specific interrogatory will be accepted in lieu of filing a "NONE" report and a bar code will be printed below. If the supplement is required of your company but is not being filed for whatever reason enter **SEE EXPLANATION** and provide an explanation following the interrogatory questions.

MARCH FILING

- 1. Will Schedule SIS (Stockholders Information Supplement) be filed by March 1?No.....
- 2. Will the Medicare Supplement Insurance Experience Exhibit be filed with the state of domicile and the NAIC by March 1?No.....
- 3. Will the SVO Compliance Certification be filed by March 1?Yes.....
- 4. Will the Trusteed Surplus Statement be filed with the state of domicile and the NAIC by March 1?No.....
- 5. Will the Supplemental Compensation Exhibit be filed with the state of domicile by March 1?Yes.....
- 6. Will the Risk-based Capital Report be filed with the NAIC by March 1?Yes.....
- 7. Will the Risk-based Capital Report be filed with the state of domicile, if required by March 1?Yes.....
- 8. Will the statement on non-guaranteed elements as required by interrogatory #3 to Exhibit 5 be filed by March 1?No.....
- 9. Will an actuarial opinion be filed with this statement by March 1?Yes.....
- 10. Will the Workers' Compensation Carve-Out Supplement be filed by March 1?No.....
- 11. Will the Long-Term Care Insurance Exhibit be filed with the state of domicile and the NAIC by March 1?No.....

APRIL FILING


- 12. Will the Long-Term Care Experience Reporting Forms be filed with the state of domicile and the NAIC by April 1?No.....
- 13. Will Management's Discussion and Analysis be filed by April 1?Yes.....
- 14. Will the Interest Sensitive Life Insurance Products Report Forms be filed with the state of domicile and the state by April 1?No.....
- 15. Will the Credit Insurance Experience Exhibit be filed with the state of domicile and the NAIC by April 1?No.....
- 16. Will the Life, Health and Annuity Guaranty Association Model Act Assessment Base Reconciliation Exhibit be filed with the state of domicile and the NAIC by April 1?Yes.....
- 17. Will the Adjustment Form (if required) be filed with the state of domicile and the NAIC by April 1?Yes.....
- 18. Will the Accident and Health Policy Experience Exhibit be filed by April 1?No.....
- 19. Will the Investment Risk Interrogatories be filed by April 1?Yes.....


JUNE FILING


- 20. Will an audited financial report be filed by June 1?Yes.....


EXPLANATIONS:


BAR CODE:

1. 
8 8 3 6 6 2 0 0 2 4 2 0 0 0 0 0 0

2. 
8 8 3 6 6 2 0 0 2 3 6 0 5 8 0 0 0

4. 
8 8 3 6 6 2 0 0 2 4 9 0 0 0 0 0 0

8. 
8 8 3 6 6 2 0 0 2 3 7 0 0 0 0 0 0

10. 
8 8 3 6 6 2 0 0 2 4 9 5 0 0 0 0 0

SUPPLEMENTAL EXHIBITS AND SCHEDULES INTERROGATORIES

11. 
8 8 3 6 6 2 0 0 2 3 4 0 0 0 0 0 0

12. 
8 8 3 6 6 2 0 0 2 3 3 0 5 8 0 0 0

14. 
8 8 3 6 6 2 0 0 2 2 8 0 0 0 0 0 0

15. 
8 8 3 6 6 2 0 0 2 2 3 0 5 8 0 0 0

18. 
8 8 3 6 6 2 0 0 2 2 1 0 0 0 0 0 0

OVERFLOW PAGE FOR WRITE-INS
