



ANNUAL STATEMENT

FOR THE YEAR ENDED DECEMBER 31, 2002
OF THE CONDITION AND AFFAIRS OF THE
COLONY SPECIALTY INSURANCE COMPANY

NAIC Group Code 0457 0457 NAIC Company Code 36927 Employer's ID Number 34-1266871
(Current Period) (Prior Period)

Organized under the Laws of Ohio, State of Domicile or Port of Entry Ohio

Country of Domicile US

Incorporated December 20, 1978 Commenced Business April 16, 1979

Statutory Home Office 52 East Gay Street, Columbus, Ohio 43215
(Street and Number, City or Town, State and Zip Code)

Main Administrative Office 9201 Forest Hill Avenue, Suite 200, Richmond, Virginia 23235-6865 804-327-1700
(Street and Number, City or Town, State and Zip Code) (Area Code) (Telephone Number)

Mail Address P.O. Box 85122, Richmond, Virginia 23285-5122
(Street and Number, City or Town, State and Zip Code)

Primary Location of Books and Records 9201 Forest Hill Avenue, Suite 200, Richmond, Virginia 23235-6865
(Street and Number, City or Town, State and Zip Code)
804-327-1700
(Area Code) (Telephone Number)

Internet Website Address www.colonyins.com

Statement Contact Scott Wilson 804-327-4478
(Name) (Area Code) (Telephone Number) (Extension)
swilson@colonyins.com 804-327-1799
(E-Mail Address) (Fax Number)

Policyowner Relations Contact 9201 Forest Hill Avenue, Suite 200, Richmond, Virginia 23235-6865 804-327-1700
(Street and Number, City or Town, State and Zip Code) (Area Code) (Telephone Number) (Extension)

OFFICERS

President #DALE HENRY PILKINGTON
 Secretary #SCOTT ALLEN WILSON
 Treasurer MARK WILLIAM HAUSHILL
 Assistant Secretary BYRON LOUIS LEFLORE, JR.
 Assistant Secretary #MARK TED TOROK
 Assistant Secretary JOHN PAUL YEDINY

VICE PRESIDENTS

STEVEN PAUL EARHART
 #GAIL THERESA KIMPFLER
 #SCOTT ALLEN WILSON

DIRECTORS OR TRUSTEES

MARK WILLIAM HAUSHILL
 BYRON LOUIS LEFLORE, JR.
 #DALE HENRY PILKINGTON
 #JOHN WILLIAM POLAK
 MARK EDMUND WATSON, III
 JOHN PAUL YEDINY

State of Virginia }
 County of City of Richmond } SS

The officers of this reporting entity being duly sworn, each depose and say that they are the described officers of said reporting entity, and that on the reporting period stated above, all of the herein described assets were the absolute property of the said reporting entity, free and clear from any liens or claims thereon, except as herein stated, and that this statement, together with related exhibits, schedules and explanations therein contained, annexed or referred to, is a full and true statement of all the assets and liabilities and of the condition and affairs of the said reporting entity as of the reporting period stated above, and of its income and deductions therefrom for the period ended, and have been completed in accordance with the NAIC Annual Statement Instructions and Accounting Practices and Procedures manual except to the extent that: (1) state law may differ; or, (2) that state rules or regulations require differences in reporting not related to accounting practices and procedures, according to the best of their information, knowledge and belief, respectively.

 #DALE HENRY PILKINGTON President

 #SCOTT ALLEN WILSON Secretary

 STEVEN PAUL EARHART Vice President

- a. Is this an original filing? Yes (X) No ()
- b. If no: 1. State the amendment number _____
 2. Date filed _____
 3. Number of pages attached _____

Subscribed and sworn to before me this
 15th day of February, 2003



EXHIBIT OF PREMIUMS AND LOSSES (Statutory Page 14)
BUSINESS IN THE STATE OF ALABAMA DURING THE YEAR 2002

| Line of Business | Gross Premiums, Including Policy and Membership Fees, Less Return Premiums and Premiums on Policies not Taken | | 3 | 4 | 5 | 6 | 7 | 8 | 9 | 10 | 11 | 12 |
|---|---|-----------------------------|--|----------------------------------|--|------------------------|----------------------|--|--|--|------------------------------------|--------------------------|
| | 1 Direct Premiums Written | 2 Direct Premiums Earned | Dividends Paid or Credited to Policyholders on Direct Business | Direct Unearned Premium Reserves | Direct Losses Paid (deducting salvage) | Direct Losses Incurred | Direct Losses Unpaid | Direct Defense and Cost Containment Expense Paid | Direct Defense and Cost Containment Expense Incurred | Direct Defense and Cost Containment Expense Unpaid | Commissions and Brokerage Expenses | Taxes, Licenses and Fees |
| 1. Fire | | | | | | | | | | | | |
| 2.1 Allied lines | | | | | | | | | | | | |
| 2.2 Multiple peril crop | | | | | | | | | | | | |
| 2.3 Federal flood | | | | | | | | | | | | |
| 3. Farmowners multiple peril | | | | | | | | | | | | |
| 4. Homeowners multiple peril | | | | | | | | | | | | |
| 5.1 Commercial multiple peril (non-liability portion) | | | | | | | | | | | | |
| 5.2 Commercial multiple peril (liability portion) | | | | | | | | | | | | |
| 6. Mortgage guaranty | | | | | | | | | | | | |
| 8. Ocean marine | | | | | | | | | | | | |
| 9. Inland marine | | | | | | | | | | | | |
| 10. Financial guaranty | | | | | | | | | | | | |
| 11. Medical malpractice | | | | | | | | | | | | |
| 12. Earthquake | | | | | | | | | | | | |
| 13. Group accident and health | | | | | | | | | | | | |
| 14. Credit A and H (group and individual) | | | | | | | | | | | | |
| 15.1 Collectively renewable A and H | | | | | | | | | | | | |
| 15.2 Non-cancelable A and H | | | | | | | | | | | | |
| 15.3 Guaranteed renewable A and H | | | | | | | | | | | | |
| 15.4 Non-renewable for stated reasons only | | | | | | | | | | | | |
| 15.5 Other accident only | | | | | | | | | | | | |
| 15.6 All other A and H | | | | | | | | | | | | |
| 15.7 Federal employees health benefits program premium | | | | | | | | | | | | |
| 16. Workers' compensation | | | | | | | | | | | | |
| 17. Other liability | | | | | | | | | | | | |
| 18. Products liability | | | | | | | | | | | | |
| 19.1 Private passenger auto no-fault (personal injury protection) | | | | | | | | | | | | |
| 19.2 Other private passenger auto liability | | | | | | | | | | | | |
| 19.3 Commercial auto no-fault (personal injury protection) | | | | | | | | | | | | |
| 19.4 Other commercial auto liability | | | | | | | | | | | | |
| 21.1 Private passenger auto physical damage | | | | | | | | | | | | |
| 21.2 Commercial auto physical damage | | | | | | | | | | | | |
| 22. Aircraft (all perils) | | | | | | | | | | | | |
| 23. Fidelity | | | | | | | | | | | | |
| 24. Surety | | | | | | | | | | | | |
| 26. Burglary and theft | | | | | | | | | | | | |
| 27. Boiler and machinery | | | | | | | | | | | | |
| 28. Credit | | | | | | | | | | | | |
| 33. Aggregate write-ins for other lines of business | | | | | | | | | | | | |
| 34. TOTALS (a) | | | | | | | | | | | | |
| NONE | | | | | | | | | | | | |
| DETAILS OF WRITE-INS | | | | | | | | | | | | |
| 3301 | | | | | | | | | | | | |
| 3302 | | | | | | | | | | | | |
| 3303 | | | | | | | | | | | | |
| 3398. Summary of remaining write-ins for Line 33 from overflow page | | | | | | | | | | | | |
| 3399. Totals (Line 3301 through Line 3303 plus Line 3398) (Line 33 above) | | | | | | | | | | | | |

(a) Finance and service charges not included in Line 1 to Line 34 \$

24AL

P/C



EXHIBIT OF PREMIUMS AND LOSSES (Statutory Page 14)
BUSINESS IN THE STATE OF ALASKA DURING THE YEAR 2002

| Line of Business | Gross Premiums, Including Policy and Membership Fees, Less Return Premiums and Premiums on Policies not Taken | | 3 | 4 | 5 | 6 | 7 | 8 | 9 | 10 | 11 | 12 |
|---|---|-----------------------------|--|----------------------------------|--|------------------------|----------------------|--|--|--|------------------------------------|--------------------------|
| | 1 Direct Premiums Written | 2 Direct Premiums Earned | Dividends Paid or Credited to Policyholders on Direct Business | Direct Unearned Premium Reserves | Direct Losses Paid (deducting salvage) | Direct Losses Incurred | Direct Losses Unpaid | Direct Defense and Cost Containment Expense Paid | Direct Defense and Cost Containment Expense Incurred | Direct Defense and Cost Containment Expense Unpaid | Commissions and Brokerage Expenses | Taxes, Licenses and Fees |
| 1. Fire | | | | | | | | | | | | |
| 2.1 Allied lines | | | | | | | | | | | | |
| 2.2 Multiple peril crop | | | | | | | | | | | | |
| 2.3 Federal flood | | | | | | | | | | | | |
| 3. Farmowners multiple peril | | | | | | | | | | | | |
| 4. Homeowners multiple peril | | | | | | | | | | | | |
| 5.1 Commercial multiple peril (non-liability portion) | | | | | | | | | | | | |
| 5.2 Commercial multiple peril (liability portion) | | | | | | | | | | | | |
| 6. Mortgage guaranty | | | | | | | | | | | | |
| 8. Ocean marine | | | | | | | | | | | | |
| 9. Inland marine | | | | | | | | | | | | |
| 10. Financial guaranty | | | | | | | | | | | | |
| 11. Medical malpractice | | | | | | | | | | | | |
| 12. Earthquake | | | | | | | | | | | | |
| 13. Group accident and health | | | | | | | | | | | | |
| 14. Credit A and H (group and individual) | | | | | | | | | | | | |
| 15.1 Collectively renewable A and H | | | | | | | | | | | | |
| 15.2 Non-cancelable A and H | | | | | | | | | | | | |
| 15.3 Guaranteed renewable A and H | | | | | | | | | | | | |
| 15.4 Non-renewable for stated reasons only | | | | | | | | | | | | |
| 15.5 Other accident only | | | | | | | | | | | | |
| 15.6 All other A and H | | | | | | | | | | | | |
| 15.7 Federal employees health benefits program premium | | | | | | | | | | | | |
| 16. Workers' compensation | | | | | | | | | | | | |
| 17. Other liability | | | | | | | | | | | | |
| 18. Products liability | | | | | | | | | | | | |
| 19.1 Private passenger auto no-fault (personal injury protection) | | | | | | | | | | | | |
| 19.2 Other private passenger auto liability | | | | | | | | | | | | |
| 19.3 Commercial auto no-fault (personal injury protection) | | | | | | | | | | | | |
| 19.4 Other commercial auto liability | | | | | | | | | | | | |
| 21.1 Private passenger auto physical damage | | | | | | | | | | | | |
| 21.2 Commercial auto physical damage | | | | | | | | | | | | |
| 22. Aircraft (all perils) | | | | | | | | | | | | |
| 23. Fidelity | | | | | | | | | | | | |
| 24. Surety | | | | | | | | | | | | |
| 26. Burglary and theft | | | | | | | | | | | | |
| 27. Boiler and machinery | | | | | | | | | | | | |
| 28. Credit | | | | | | | | | | | | |
| 33. Aggregate write-ins for other lines of business | | | | | | | | | | | | |
| 34. TOTALS (a) | | | | | | | | | | | | |
| <p style="text-align: center; font-size: 48pt; font-weight: bold;">NONE</p> | | | | | | | | | | | | |
| DETAILS OF WRITE-INS | | | | | | | | | | | | |
| 3301 | | | | | | | | | | | | |
| 3302 | | | | | | | | | | | | |
| 3303 | | | | | | | | | | | | |
| 3398 | Summary of remaining write-ins for Line 33 from overflow page | | | | | | | | | | | |
| 3399 | Totals (Line 3301 through Line 3303 plus Line 3398) (Line 33 above) | | | | | | | | | | | |

(a) Finance and service charges not included in Line 1 to Line 34 \$

24AK

P/C



EXHIBIT OF PREMIUMS AND LOSSES (Statutory Page 14)
BUSINESS IN THE STATE OF ARIZONA DURING THE YEAR 2002

| Line of Business | Gross Premiums, Including Policy and Membership Fees, Less Return Premiums and Premiums on Policies not Taken | | 3 | 4 | 5 | 6 | 7 | 8 | 9 | 10 | 11 | 12 |
|---|---|-----------------------------|--|----------------------------------|--|------------------------|----------------------|--|--|--|------------------------------------|--------------------------|
| | 1 Direct Premiums Written | 2 Direct Premiums Earned | Dividends Paid or Credited to Policyholders on Direct Business | Direct Unearned Premium Reserves | Direct Losses Paid (deducting salvage) | Direct Losses Incurred | Direct Losses Unpaid | Direct Defense and Cost Containment Expense Paid | Direct Defense and Cost Containment Expense Incurred | Direct Defense and Cost Containment Expense Unpaid | Commissions and Brokerage Expenses | Taxes, Licenses and Fees |
| 1. Fire | | | | | | | | | | | | |
| 2.1 Allied lines | | | | | | | | | | | | |
| 2.2 Multiple peril crop | | | | | | | | | | | | |
| 2.3 Federal flood | | | | | | | | | | | | |
| 3. Farmowners multiple peril | | | | | | | | | | | | |
| 4. Homeowners multiple peril | | | | | | | | | | | | |
| 5.1 Commercial multiple peril (non-liability portion) | | | | | | | | | | | | |
| 5.2 Commercial multiple peril (liability portion) | | | | | | | | | | | | |
| 6. Mortgage guaranty | | | | | | | | | | | | |
| 8. Ocean marine | | | | | | | | | | | | |
| 9. Inland marine | | | | | | | | | | | | |
| 10. Financial guaranty | | | | | | | | | | | | |
| 11. Medical malpractice | | | | | | | | | | | | |
| 12. Earthquake | | | | | | | | | | | | |
| 13. Group accident and health | | | | | | | | | | | | |
| 14. Credit A and H (group and individual) | | | | | | | | | | | | |
| 15.1 Collectively renewable A and H | | | | | | | | | | | | |
| 15.2 Non-cancelable A and H | | | | | | | | | | | | |
| 15.3 Guaranteed renewable A and H | | | | | | | | | | | | |
| 15.4 Non-renewable for stated reasons only | | | | | | | | | | | | |
| 15.5 Other accident only | | | | | | | | | | | | |
| 15.6 All other A and H | | | | | | | | | | | | |
| 15.7 Federal employees health benefits program premium | | | | | | | | | | | | |
| 16. Workers' compensation | | | | | | | | | | | | |
| 17. Other liability | | | | | | | | | | | | |
| 18. Products liability | | | | | | | | | | | | |
| 19.1 Private passenger auto no-fault (personal injury protection) | | | | | | | | | | | | |
| 19.2 Other private passenger auto liability | | | | | | | | | | | | |
| 19.3 Commercial auto no-fault (personal injury protection) | | | | | | | | | | | | |
| 19.4 Other commercial auto liability | | | | | | | | | | | | |
| 21.1 Private passenger auto physical damage | | | | | | | | | | | | |
| 21.2 Commercial auto physical damage | | | | | | | | | | | | |
| 22. Aircraft (all perils) | | | | | | | | | | | | |
| 23. Fidelity | | | | | | | | | | | | |
| 24. Surety | | | | | | | | | | | | |
| 26. Burglary and theft | | | | | | | | | | | | |
| 27. Boiler and machinery | | | | | | | | | | | | |
| 28. Credit | | | | | | | | | | | | |
| 33. Aggregate write-ins for other lines of business | | | | | | | | | | | | |
| 34. TOTALS (a) | | | | | | | | | | | | |
| NONE | | | | | | | | | | | | |
| DETAILS OF WRITE-INS | | | | | | | | | | | | |
| 3301 | | | | | | | | | | | | |
| 3302 | | | | | | | | | | | | |
| 3303 | | | | | | | | | | | | |
| 3398. Summary of remaining write-ins for Line 33 from overflow page | | | | | | | | | | | | |
| 3399. Totals (Line 3301 through Line 3303 plus Line 3398) (Line 33 above) | | | | | | | | | | | | |

(a) Finance and service charges not included in Line 1 to Line 34 \$

24AZ



EXHIBIT OF PREMIUMS AND LOSSES (Statutory Page 14)
BUSINESS IN THE STATE OF ARKANSAS DURING THE YEAR 2002

| Line of Business | Gross Premiums, Including Policy and Membership Fees, Less Return Premiums and Premiums on Policies not Taken | | 3 | 4 | 5 | 6 | 7 | 8 | 9 | 10 | 11 | 12 |
|---|---|-----------------------------|--|----------------------------------|--|------------------------|----------------------|--|--|--|------------------------------------|--------------------------|
| | 1 Direct Premiums Written | 2 Direct Premiums Earned | Dividends Paid or Credited to Policyholders on Direct Business | Direct Unearned Premium Reserves | Direct Losses Paid (deducting salvage) | Direct Losses Incurred | Direct Losses Unpaid | Direct Defense and Cost Containment Expense Paid | Direct Defense and Cost Containment Expense Incurred | Direct Defense and Cost Containment Expense Unpaid | Commissions and Brokerage Expenses | Taxes, Licenses and Fees |
| 1. Fire | | | | | | | | | | | | |
| 2.1 Allied lines | | | | | | | | | | | | |
| 2.2 Multiple peril crop | | | | | | | | | | | | |
| 2.3 Federal flood | | | | | | | | | | | | |
| 3. Farmowners multiple peril | | | | | | | | | | | | |
| 4. Homeowners multiple peril | | | | | | | | | | | | |
| 5.1 Commercial multiple peril (non-liability portion) | | | | | | | | | | | | |
| 5.2 Commercial multiple peril (liability portion) | | | | | | | | | | | | |
| 6. Mortgage guaranty | | | | | | | | | | | | |
| 8. Ocean marine | | | | | | | | | | | | |
| 9. Inland marine | | | | | | | | | | | | |
| 10. Financial guaranty | | | | | | | | | | | | |
| 11. Medical malpractice | | | | | | | | | | | | |
| 12. Earthquake | | | | | | | | | | | | |
| 13. Group accident and health | | | | | | | | | | | | |
| 14. Credit A and H (group and individual) | | | | | | | | | | | | |
| 15.1 Collectively renewable A and H | | | | | | | | | | | | |
| 15.2 Non-cancelable A and H | | | | | | | | | | | | |
| 15.3 Guaranteed renewable A and H | | | | | | | | | | | | |
| 15.4 Non-renewable for stated reasons only | | | | | | | | | | | | |
| 15.5 Other accident only | | | | | | | | | | | | |
| 15.6 All other A and H | | | | | | | | | | | | |
| 15.7 Federal employees health benefits program premium | | | | | | | | | | | | |
| 16. Workers' compensation | | | | | | | | | | | | |
| 17. Other liability | | | | | | | | | | | | |
| 18. Products liability | | | | | | | | | | | | |
| 19.1 Private passenger auto no-fault (personal injury protection) | | | | | | | | | | | | |
| 19.2 Other private passenger auto liability | | | | | | | | | | | | |
| 19.3 Commercial auto no-fault (personal injury protection) | | | | | | | | | | | | |
| 19.4 Other commercial auto liability | | | | | | | | | | | | |
| 21.1 Private passenger auto physical damage | | | | | | | | | | | | |
| 21.2 Commercial auto physical damage | | | | | | | | | | | | |
| 22. Aircraft (all perils) | | | | | | | | | | | | |
| 23. Fidelity | | | | | | | | | | | | |
| 24. Surety | | | | | | | | | | | | |
| 26. Burglary and theft | | | | | | | | | | | | |
| 27. Boiler and machinery | | | | | | | | | | | | |
| 28. Credit | | | | | | | | | | | | |
| 33. Aggregate write-ins for other lines of business | | | | | | | | | | | | |
| 34. TOTALS (a) | | | | | | | | | | | | |
| NONE | | | | | | | | | | | | |
| DETAILS OF WRITE-INS | | | | | | | | | | | | |
| 3301 | | | | | | | | | | | | |
| 3302 | | | | | | | | | | | | |
| 3303 | | | | | | | | | | | | |
| 3398. Summary of remaining write-ins for Line 33 from overflow page | | | | | | | | | | | | |
| 3399. Totals (Line 3301 through Line 3303 plus Line 3398) (Line 33 above) | | | | | | | | | | | | |

(a) Finance and service charges not included in Line 1 to Line 34 \$

24AR

P/C



EXHIBIT OF PREMIUMS AND LOSSES (Statutory Page 14)
BUSINESS IN THE STATE OF CALIFORNIA DURING THE YEAR 2002

| Line of Business | Gross Premiums, Including Policy and Membership Fees, Less Return Premiums and Premiums on Policies not Taken | | 3 | 4 | 5 | 6 | 7 | 8 | 9 | 10 | 11 | 12 |
|---|---|-----------------------------|--|----------------------------------|--|------------------------|----------------------|--|--|--|------------------------------------|--------------------------|
| | 1 Direct Premiums Written | 2 Direct Premiums Earned | Dividends Paid or Credited to Policyholders on Direct Business | Direct Unearned Premium Reserves | Direct Losses Paid (deducting salvage) | Direct Losses Incurred | Direct Losses Unpaid | Direct Defense and Cost Containment Expense Paid | Direct Defense and Cost Containment Expense Incurred | Direct Defense and Cost Containment Expense Unpaid | Commissions and Brokerage Expenses | Taxes, Licenses and Fees |
| 1. Fire | | | | | | | | | | | | |
| 2.1 Allied lines | | | | | | | | | | | | |
| 2.2 Multiple peril crop | | | | | | | | | | | | |
| 2.3 Federal flood | | | | | | | | | | | | |
| 3. Farmowners multiple peril | | | | | | | | | | | | |
| 4. Homeowners multiple peril | | | | | | | | | | | | |
| 5.1 Commercial multiple peril (non-liability portion) | | | | | | | | | | | | |
| 5.2 Commercial multiple peril (liability portion) | | | | | | | | | | | | |
| 6. Mortgage guaranty | | | | | | | | | | | | |
| 8. Ocean marine | | | | | | | | | | | | |
| 9. Inland marine | | | | | | | | | | | | |
| 10. Financial guaranty | | | | | | | | | | | | |
| 11. Medical malpractice | | | | | | | | | | | | |
| 12. Earthquake | | | | | | | | | | | | |
| 13. Group accident and health | | | | | | | | | | | | |
| 14. Credit A and H (group and individual) | | | | | | | | | | | | |
| 15.1 Collectively renewable A and H | | | | | | | | | | | | |
| 15.2 Non-cancelable A and H | | | | | | | | | | | | |
| 15.3 Guaranteed renewable A and H | | | | | | | | | | | | |
| 15.4 Non-renewable for stated reasons only | | | | | | | | | | | | |
| 15.5 Other accident only | | | | | | | | | | | | |
| 15.6 All other A and H | | | | | | | | | | | | |
| 15.7 Federal employees health benefits program premium | | | | | | | | | | | | |
| 16. Workers' compensation | | | | | | | | | | | | |
| 17. Other liability | | | | | | | | | | | | |
| 18. Products liability | | | | | | | | | | | | |
| 19.1 Private passenger auto no-fault (personal injury protection) | | | | | | | | | | | | |
| 19.2 Other private passenger auto liability | | | | | | | | | | | | |
| 19.3 Commercial auto no-fault (personal injury protection) | | | | | | | | | | | | |
| 19.4 Other commercial auto liability | | | | | | | | | | | | |
| 21.1 Private passenger auto physical damage | | | | | | | | | | | | |
| 21.2 Commercial auto physical damage | | | | | | | | | | | | |
| 22. Aircraft (all perils) | | | | | | | | | | | | |
| 23. Fidelity | | | | | | | | | | | | |
| 24. Surety | | | | | | | | | | | | |
| 26. Burglary and theft | | | | | | | | | | | | |
| 27. Boiler and machinery | | | | | | | | | | | | |
| 28. Credit | | | | | | | | | | | | |
| 33. Aggregate write-ins for other lines of business | | | | | | | | | | | | |
| 34. TOTALS (a) | | | | | | | | | | | | |
| NONE | | | | | | | | | | | | |
| DETAILS OF WRITE-INS | | | | | | | | | | | | |
| 3301 | | | | | | | | | | | | |
| 3302 | | | | | | | | | | | | |
| 3303 | | | | | | | | | | | | |
| 3398. Summary of remaining write-ins for Line 33 from overflow page | | | | | | | | | | | | |
| 3399. Totals (Line 3301 through Line 3303 plus Line 3398) (Line 33 above) | | | | | | | | | | | | |

(a) Finance and service charges not included in Line 1 to Line 34 \$

24CA

P/C



EXHIBIT OF PREMIUMS AND LOSSES (Statutory Page 14)
BUSINESS IN THE STATE OF COLORADO DURING THE YEAR 2002

| Line of Business | Gross Premiums, Including Policy and Membership Fees, Less Return Premiums and Premiums on Policies not Taken | | 3 | 4 | 5 | 6 | 7 | 8 | 9 | 10 | 11 | 12 |
|---|---|-----------------------------|--|----------------------------------|--|------------------------|----------------------|--|--|--|------------------------------------|--------------------------|
| | 1 Direct Premiums Written | 2 Direct Premiums Earned | Dividends Paid or Credited to Policyholders on Direct Business | Direct Unearned Premium Reserves | Direct Losses Paid (deducting salvage) | Direct Losses Incurred | Direct Losses Unpaid | Direct Defense and Cost Containment Expense Paid | Direct Defense and Cost Containment Expense Incurred | Direct Defense and Cost Containment Expense Unpaid | Commissions and Brokerage Expenses | Taxes, Licenses and Fees |
| 1. Fire | | | | | | | | | | | | |
| 2.1 Allied lines | | | | | | | | | | | | |
| 2.2 Multiple peril crop | | | | | | | | | | | | |
| 2.3 Federal flood | | | | | | | | | | | | |
| 3. Farmowners multiple peril | | | | | | | | | | | | |
| 4. Homeowners multiple peril | | | | | | | | | | | | |
| 5.1 Commercial multiple peril (non-liability portion) | | | | | | | | | | | | |
| 5.2 Commercial multiple peril (liability portion) | | | | | | | | | | | | |
| 6. Mortgage guaranty | | | | | | | | | | | | |
| 8. Ocean marine | | | | | | | | | | | | |
| 9. Inland marine | | | | | | | | | | | | |
| 10. Financial guaranty | | | | | | | | | | | | |
| 11. Medical malpractice | | | | | | | | | | | | |
| 12. Earthquake | | | | | | | | | | | | |
| 13. Group accident and health | | | | | | | | | | | | |
| 14. Credit A and H (group and individual) | | | | | | | | | | | | |
| 15.1 Collectively renewable A and H | | | | | | | | | | | | |
| 15.2 Non-cancelable A and H | | | | | | | | | | | | |
| 15.3 Guaranteed renewable A and H | | | | | | | | | | | | |
| 15.4 Non-renewable for stated reasons only | | | | | | | | | | | | |
| 15.5 Other accident only | | | | | | | | | | | | |
| 15.6 All other A and H | | | | | | | | | | | | |
| 15.7 Federal employees health benefits program premium | | | | | | | | | | | | |
| 16. Workers' compensation | | | | | | | | | | | | |
| 17. Other liability | | | | | | | | | | | | |
| 18. Products liability | | | | | | | | | | | | |
| 19.1 Private passenger auto no-fault (personal injury protection) | | | | | | | | | | | | |
| 19.2 Other private passenger auto liability | | | | | | | | | | | | |
| 19.3 Commercial auto no-fault (personal injury protection) | | | | | | | | | | | | |
| 19.4 Other commercial auto liability | | | | | | | | | | | | |
| 21.1 Private passenger auto physical damage | | | | | | | | | | | | |
| 21.2 Commercial auto physical damage | | | | | | | | | | | | |
| 22. Aircraft (all perils) | | | | | | | | | | | | |
| 23. Fidelity | | | | | | | | | | | | |
| 24. Surety | | | | | | | | | | | | |
| 26. Burglary and theft | | | | | | | | | | | | |
| 27. Boiler and machinery | | | | | | | | | | | | |
| 28. Credit | | | | | | | | | | | | |
| 33. Aggregate write-ins for other lines of business | | | | | | | | | | | | |
| 34. TOTALS (a) | | | | | | | | | | | | |
| NONE | | | | | | | | | | | | |
| DETAILS OF WRITE-INS | | | | | | | | | | | | |
| 3301 | | | | | | | | | | | | |
| 3302 | | | | | | | | | | | | |
| 3303 | | | | | | | | | | | | |
| 3398. Summary of remaining write-ins for Line 33 from overflow page | | | | | | | | | | | | |
| 3399. Totals (Line 3301 through Line 3303 plus Line 3398) (Line 33 above) | | | | | | | | | | | | |

(a) Finance and service charges not included in Line 1 to Line 34 \$

24CO

P/C



EXHIBIT OF PREMIUMS AND LOSSES (Statutory Page 14)
BUSINESS IN THE STATE OF CONNECTICUT DURING THE YEAR 2002

| Line of Business | Gross Premiums, Including Policy and Membership Fees, Less Return Premiums and Premiums on Policies not Taken | | 3 | 4 | 5 | 6 | 7 | 8 | 9 | 10 | 11 | 12 |
|---|---|-----------------------------|--|----------------------------------|--|------------------------|----------------------|--|--|--|------------------------------------|--------------------------|
| | 1 Direct Premiums Written | 2 Direct Premiums Earned | Dividends Paid or Credited to Policyholders on Direct Business | Direct Unearned Premium Reserves | Direct Losses Paid (deducting salvage) | Direct Losses Incurred | Direct Losses Unpaid | Direct Defense and Cost Containment Expense Paid | Direct Defense and Cost Containment Expense Incurred | Direct Defense and Cost Containment Expense Unpaid | Commissions and Brokerage Expenses | Taxes, Licenses and Fees |
| 1. Fire | | | | | | | | | | | | |
| 2.1 Allied lines | | | | | | | | | | | | |
| 2.2 Multiple peril crop | | | | | | | | | | | | |
| 2.3 Federal flood | | | | | | | | | | | | |
| 3. Farmowners multiple peril | | | | | | | | | | | | |
| 4. Homeowners multiple peril | | | | | | | | | | | | |
| 5.1 Commercial multiple peril (non-liability portion) | | | | | | | | | | | | |
| 5.2 Commercial multiple peril (liability portion) | | | | | | | | | | | | |
| 6. Mortgage guaranty | | | | | | | | | | | | |
| 8. Ocean marine | | | | | | | | | | | | |
| 9. Inland marine | | | | | | | | | | | | |
| 10. Financial guaranty | | | | | | | | | | | | |
| 11. Medical malpractice | | | | | | | | | | | | |
| 12. Earthquake | | | | | | | | | | | | |
| 13. Group accident and health | | | | | | | | | | | | |
| 14. Credit A and H (group and individual) | | | | | | | | | | | | |
| 15.1 Collectively renewable A and H | | | | | | | | | | | | |
| 15.2 Non-cancelable A and H | | | | | | | | | | | | |
| 15.3 Guaranteed renewable A and H | | | | | | | | | | | | |
| 15.4 Non-renewable for stated reasons only | | | | | | | | | | | | |
| 15.5 Other accident only | | | | | | | | | | | | |
| 15.6 All other A and H | | | | | | | | | | | | |
| 15.7 Federal employees health benefits program premium | | | | | | | | | | | | |
| 16. Workers' compensation | | | | | | | | | | | | |
| 17. Other liability | | | | | | | | | | | | |
| 18. Products liability | | | | | | | | | | | | |
| 19.1 Private passenger auto no-fault (personal injury protection) | | | | | | | | | | | | |
| 19.2 Other private passenger auto liability | | | | | | | | | | | | |
| 19.3 Commercial auto no-fault (personal injury protection) | | | | | | | | | | | | |
| 19.4 Other commercial auto liability | | | | | | | | | | | | |
| 21.1 Private passenger auto physical damage | | | | | | | | | | | | |
| 21.2 Commercial auto physical damage | | | | | | | | | | | | |
| 22. Aircraft (all perils) | | | | | | | | | | | | |
| 23. Fidelity | | | | | | | | | | | | |
| 24. Surety | | | | | | | | | | | | |
| 26. Burglary and theft | | | | | | | | | | | | |
| 27. Boiler and machinery | | | | | | | | | | | | |
| 28. Credit | | | | | | | | | | | | |
| 33. Aggregate write-ins for other lines of business | | | | | | | | | | | | |
| 34. TOTALS (a) | | | | | | | | | | | | |
| NONE | | | | | | | | | | | | |
| DETAILS OF WRITE-INS | | | | | | | | | | | | |
| 3301 | | | | | | | | | | | | |
| 3302 | | | | | | | | | | | | |
| 3303 | | | | | | | | | | | | |
| 3398. Summary of remaining write-ins for Line 33 from overflow page | | | | | | | | | | | | |
| 3399. Totals (Line 3301 through Line 3303 plus Line 3398) (Line 33 above) | | | | | | | | | | | | |

(a) Finance and service charges not included in Line 1 to Line 34 \$

24CT

P/C



EXHIBIT OF PREMIUMS AND LOSSES (Statutory Page 14)
BUSINESS IN THE STATE OF DELAWARE DURING THE YEAR 2002

| Line of Business | Gross Premiums, Including Policy and Membership Fees, Less Return Premiums and Premiums on Policies not Taken | | 3 | 4 | 5 | 6 | 7 | 8 | 9 | 10 | 11 | 12 |
|---|---|-----------------------------|--|----------------------------------|--|------------------------|----------------------|--|--|--|------------------------------------|--------------------------|
| | 1 Direct Premiums Written | 2 Direct Premiums Earned | Dividends Paid or Credited to Policyholders on Direct Business | Direct Unearned Premium Reserves | Direct Losses Paid (deducting salvage) | Direct Losses Incurred | Direct Losses Unpaid | Direct Defense and Cost Containment Expense Paid | Direct Defense and Cost Containment Expense Incurred | Direct Defense and Cost Containment Expense Unpaid | Commissions and Brokerage Expenses | Taxes, Licenses and Fees |
| 1. Fire | | | | | | | | | | | | |
| 2.1 Allied lines | | | | | | | | | | | | |
| 2.2 Multiple peril crop | | | | | | | | | | | | |
| 2.3 Federal flood | | | | | | | | | | | | |
| 3. Farmowners multiple peril | | | | | | | | | | | | |
| 4. Homeowners multiple peril | | | | | | | | | | | | |
| 5.1 Commercial multiple peril (non-liability portion) | | | | | | | | | | | | |
| 5.2 Commercial multiple peril (liability portion) | | | | | | | | | | | | |
| 6. Mortgage guaranty | | | | | | | | | | | | |
| 8. Ocean marine | | | | | | | | | | | | |
| 9. Inland marine | | | | | | | | | | | | |
| 10. Financial guaranty | | | | | | | | | | | | |
| 11. Medical malpractice | | | | | | | | | | | | |
| 12. Earthquake | | | | | | | | | | | | |
| 13. Group accident and health | | | | | | | | | | | | |
| 14. Credit A and H (group and individual) | | | | | | | | | | | | |
| 15.1 Collectively renewable A and H | | | | | | | | | | | | |
| 15.2 Non-cancelable A and H | | | | | | | | | | | | |
| 15.3 Guaranteed renewable A and H | | | | | | | | | | | | |
| 15.4 Non-renewable for stated reasons only | | | | | | | | | | | | |
| 15.5 Other accident only | | | | | | | | | | | | |
| 15.6 All other A and H | | | | | | | | | | | | |
| 15.7 Federal employees health benefits program premium | | | | | | | | | | | | |
| 16. Workers' compensation | | | | | | | | | | | | |
| 17. Other liability | | | | | | | | | | | | |
| 18. Products liability | | | | | | | | | | | | |
| 19.1 Private passenger auto no-fault (personal injury protection) | | | | | | | | | | | | |
| 19.2 Other private passenger auto liability | | | | | | | | | | | | |
| 19.3 Commercial auto no-fault (personal injury protection) | | | | | | | | | | | | |
| 19.4 Other commercial auto liability | | | | | | | | | | | | |
| 21.1 Private passenger auto physical damage | | | | | | | | | | | | |
| 21.2 Commercial auto physical damage | | | | | | | | | | | | |
| 22. Aircraft (all perils) | | | | | | | | | | | | |
| 23. Fidelity | | | | | | | | | | | | |
| 24. Surety | | | | | | | | | | | | |
| 26. Burglary and theft | | | | | | | | | | | | |
| 27. Boiler and machinery | | | | | | | | | | | | |
| 28. Credit | | | | | | | | | | | | |
| 33. Aggregate write-ins for other lines of business | | | | | | | | | | | | |
| 34. TOTALS (a) | | | | | | | | | | | | |
| NONE | | | | | | | | | | | | |
| DETAILS OF WRITE-INS | | | | | | | | | | | | |
| 3301 | | | | | | | | | | | | |
| 3302 | | | | | | | | | | | | |
| 3303 | | | | | | | | | | | | |
| 3398. Summary of remaining write-ins for Line 33 from overflow page | | | | | | | | | | | | |
| 3399. Totals (Line 3301 through Line 3303 plus Line 3398) (Line 33 above) | | | | | | | | | | | | |

(a) Finance and service charges not included in Line 1 to Line 34 \$



EXHIBIT OF PREMIUMS AND LOSSES (Statutory Page 14)
BUSINESS IN THE STATE OF DISTRICT OF COLUMBIA DURING THE YEAR 2002

| Line of Business | Gross Premiums, Including Policy and Membership Fees, Less Return Premiums and Premiums on Policies not Taken | | 3 Dividends Paid or Credited to Policyholders on Direct Business | 4 Direct Unearned Premium Reserves | 5 Direct Losses Paid (deducting salvage) | 6 Direct Losses Incurred | 7 Direct Losses Unpaid | 8 Direct Defense and Cost Containment Expense Paid | 9 Direct Defense and Cost Containment Expense Incurred | 10 Direct Defense and Cost Containment Expense Unpaid | 11 Commissions and Brokerage Expenses | 12 Taxes, Licenses and Fees |
|---|---|-----------------------------|---|---------------------------------------|---|-----------------------------|---------------------------|---|---|--|--|--------------------------------|
| | 1 Direct Premiums Written | 2 Direct Premiums Earned | | | | | | | | | | |
| 1. Fire | | | | | | | | | | | | |
| 2.1 Allied lines | | | | | | | | | | | | |
| 2.2 Multiple peril crop | | | | | | | | | | | | |
| 2.3 Federal flood | | | | | | | | | | | | |
| 3. Farmowners multiple peril | | | | | | | | | | | | |
| 4. Homeowners multiple peril | | | | | | | | | | | | |
| 5.1 Commercial multiple peril (non-liability portion) | | | | | | | | | | | | |
| 5.2 Commercial multiple peril (liability portion) | | | | | | | | | | | | |
| 6. Mortgage guaranty | | | | | | | | | | | | |
| 8. Ocean marine | | | | | | | | | | | | |
| 9. Inland marine | (1,219) | (179) | | | | | | | | | (241) | (10) |
| 10. Financial guaranty | | | | | | | | | | | | |
| 11. Medical malpractice | | | | | | | | | | | | |
| 12. Earthquake | | | | | | | | | | | | |
| 13. Group accident and health | | | | | | | | | | | | |
| 14. Credit A and H (group and individual) | | | | | | | | | | | | |
| 15.1 Collectively renewable A and H | | | | | | | | | | | | |
| 15.2 Non-cancelable A and H | | | | | | | | | | | | |
| 15.3 Guaranteed renewable A and H | | | | | | | | | | | | |
| 15.4 Non-renewable for stated reasons only | | | | | | | | | | | | |
| 15.5 Other accident only | | | | | | | | | | | | |
| 15.6 All other A and H | | | | | | | | | | | | |
| 15.7 Federal employees health benefits program premium | | | | | | | | | | | | |
| 16. Workers' compensation | 65,106 | 66,151 | | 29,940 | | 1,030 | 23,238 | | (847) | 2,752 | 5,387 | 5,866 |
| 17. Other liability | | | | | | | | | | | | |
| 18. Products liability | | | | | | | | | | | | |
| 19.1 Private passenger auto no-fault (personal injury protection) | | | | | | | | | | | | |
| 19.2 Other private passenger auto liability | | | | | | | | | | | | |
| 19.3 Commercial auto no-fault (personal injury protection) | | | | | | | | | | | | |
| 19.4 Other commercial auto liability | | | | | | | | | | | | |
| 21.1 Private passenger auto physical damage | | | | | | | | | | | | |
| 21.2 Commercial auto physical damage | | | | | | | | | | | | |
| 22. Aircraft (all perils) | | | | | | | | | | | | |
| 23. Fidelity | | | | | | | | | | | | |
| 24. Surety | | | | | | | | | | | | |
| 26. Burglary and theft | | | | | | | | | | | | |
| 27. Boiler and machinery | | | | | | | | | | | | |
| 28. Credit | | | | | | | | | | | | |
| 33. Aggregate write-ins for other lines of business | | | | | | | | | | | | |
| 34. TOTALS (a) | 63,887 | 65,972 | | 29,940 | | 1,030 | 23,238 | | (847) | 2,752 | 5,146 | 5,856 |
| DETAILS OF WRITE-INS | | | | | | | | | | | | |
| 3301 | | | | | | | | | | | | |
| 3302 | | | | | | | | | | | | |
| 3303 | | | | | | | | | | | | |
| 3398. Summary of remaining write-ins for Line 33 from overflow page | | | | | | | | | | | | |
| 3399. Totals (Line 3301 through Line 3303 plus Line 3398) (Line 33 above) | | | | | | | | | | | | |

(a) Finance and service charges not included in Line 1 to Line 34 \$

24DC

P/C



EXHIBIT OF PREMIUMS AND LOSSES (Statutory Page 14)
BUSINESS IN THE STATE OF FLORIDA DURING THE YEAR 2002

| Line of Business | Gross Premiums, Including Policy and Membership Fees, Less Return Premiums and Premiums on Policies not Taken | | 3 Dividends Paid or Credited to Policyholders on Direct Business | 4 Direct Unearned Premium Reserves | 5 Direct Losses Paid (deducting salvage) | 6 Direct Losses Incurred | 7 Direct Losses Unpaid | 8 Direct Defense and Cost Containment Expense Paid | 9 Direct Defense and Cost Containment Expense Incurred | 10 Direct Defense and Cost Containment Expense Unpaid | 11 Commissions and Brokerage Expenses | 12 Taxes, Licenses and Fees |
|---|---|-----------------------------|---|---------------------------------------|---|-----------------------------|---------------------------|---|---|--|--|--------------------------------|
| | 1 Direct Premiums Written | 2 Direct Premiums Earned | | | | | | | | | | |
| 1. Fire | | | | | | | | | | | | |
| 2.1 Allied lines | | | | | | | | | | | | |
| 2.2 Multiple peril crop | | | | | | | | | | | | |
| 2.3 Federal flood | | | | | | | | | | | | |
| 3. Farmowners multiple peril | | | | | | | | | | | | |
| 4. Homeowners multiple peril | | | | | | | | | | | | |
| 5.1 Commercial multiple peril (non-liability portion) | | | | | | | | | | | | |
| 5.2 Commercial multiple peril (liability portion) | | | | | | | | | | | | |
| 6. Mortgage guaranty | | | | | | | | | | | | |
| 8. Ocean marine | | | | | | | | | | | | |
| 9. Inland marine | | | | | | | | | | | | |
| 10. Financial guaranty | | | | | | | | | | | | |
| 11. Medical malpractice | | | | | | | | | | | | |
| 12. Earthquake | | | | | | | | | | | | |
| 13. Group accident and health | | | | | | | | | | | | |
| 14. Credit A and H (group and individual) | | | | | | | | | | | | |
| 15.1 Collectively renewable A and H | | | | | | | | | | | | |
| 15.2 Non-cancelable A and H | | | | | | | | | | | | |
| 15.3 Guaranteed renewable A and H | | | | | | | | | | | | |
| 15.4 Non-renewable for stated reasons only | | | | | | | | | | | | |
| 15.5 Other accident only | | | | | | | | | | | | |
| 15.6 All other A and H | | | | | | | | | | | | |
| 15.7 Federal employees health benefits program premium | | | | | | | | | | | | |
| 16. Workers' compensation | 925,003 | 1,039,061 | | 281,556 | 455,168 | 124,218 | 538,951 | 80,715 | (29,827) | 55,443 | 186,904 | 83,348 |
| 17. Other liability | | | | | | | | | | | | |
| 18. Products liability | | | | | | | | | | | | |
| 19.1 Private passenger auto no-fault (personal injury protection) | | | | | | | | | | | | |
| 19.2 Other private passenger auto liability | | | | | | | | | | | | |
| 19.3 Commercial auto no-fault (personal injury protection) | | | | | | | | | | | | |
| 19.4 Other commercial auto liability | 45,093 | 245,161 | | | 56,847 | 96,654 | 124,701 | 6,750 | 9,353 | 4,991 | 10,052 | 384 |
| 21.1 Private passenger auto physical damage | | | | | | | | | | | | |
| 21.2 Commercial auto physical damage | 42,599 | 120,671 | | | 107,987 | 68,974 | 8,826 | 5,860 | 4,313 | 97 | 9,496 | 363 |
| 22. Aircraft (all perils) | | | | | | | | | | | | |
| 23. Fidelity | | | | | | | | | | | | |
| 24. Surety | | | | | | | | | | | | |
| 26. Burglary and theft | | | | | | | | | | | | |
| 27. Boiler and machinery | | | | | | | | | | | | |
| 28. Credit | | | | | | | | | | | | |
| 33. Aggregate write-ins for other lines of business | | | | | | | | | | | | |
| 34. TOTALS (a) | 1,012,695 | 1,404,893 | | 281,556 | 620,002 | 289,846 | 672,478 | 93,325 | (16,161) | 60,531 | 206,452 | 84,095 |
| DETAILS OF WRITE-INS | | | | | | | | | | | | |
| 3301 | | | | | | | | | | | | |
| 3302 | | | | | | | | | | | | |
| 3303 | | | | | | | | | | | | |
| 3398. Summary of remaining write-ins for Line 33 from overflow page | | | | | | | | | | | | |
| 3399. Totals (Line 3301 through Line 3303 plus Line 3398) (Line 33 above) | | | | | | | | | | | | |

(a) Finance and service charges not included in Line 1 to Line 34 \$

24FL

P/C



EXHIBIT OF PREMIUMS AND LOSSES (Statutory Page 14)
BUSINESS IN THE STATE OF GEORGIA DURING THE YEAR 2002

| Line of Business | Gross Premiums, Including Policy and Membership Fees, Less Return Premiums and Premiums on Policies not Taken | | 3 | 4 | 5 | 6 | 7 | 8 | 9 | 10 | 11 | 12 |
|---|---|-----------------------------|--|----------------------------------|--|------------------------|----------------------|--|--|--|------------------------------------|--------------------------|
| | 1 Direct Premiums Written | 2 Direct Premiums Earned | Dividends Paid or Credited to Policyholders on Direct Business | Direct Unearned Premium Reserves | Direct Losses Paid (deducting salvage) | Direct Losses Incurred | Direct Losses Unpaid | Direct Defense and Cost Containment Expense Paid | Direct Defense and Cost Containment Expense Incurred | Direct Defense and Cost Containment Expense Unpaid | Commissions and Brokerage Expenses | Taxes, Licenses and Fees |
| 1. Fire | | | | | | | | | | | | |
| 2.1 Allied lines | | | | | | | | | | | | |
| 2.2 Multiple peril crop | | | | | | | | | | | | |
| 2.3 Federal flood | | | | | | | | | | | | |
| 3. Farmowners multiple peril | | | | | | | | | | | | |
| 4. Homeowners multiple peril | | | | | | | | | | | | |
| 5.1 Commercial multiple peril (non-liability portion) | | | | | | | | | | | | |
| 5.2 Commercial multiple peril (liability portion) | | | | | | | | | | | | |
| 6. Mortgage guaranty | | | | | | | | | | | | |
| 8. Ocean marine | | | | | | | | | | | | |
| 9. Inland marine | | | | | | | | | | | | |
| 10. Financial guaranty | | | | | | | | | | | | |
| 11. Medical malpractice | | | | | | | | | | | | |
| 12. Earthquake | | | | | | | | | | | | |
| 13. Group accident and health | | | | | | | | | | | | |
| 14. Credit A and H (group and individual) | | | | | | | | | | | | |
| 15.1 Collectively renewable A and H | | | | | | | | | | | | |
| 15.2 Non-cancelable A and H | | | | | | | | | | | | |
| 15.3 Guaranteed renewable A and H | | | | | | | | | | | | |
| 15.4 Non-renewable for stated reasons only | | | | | | | | | | | | |
| 15.5 Other accident only | | | | | | | | | | | | |
| 15.6 All other A and H | | | | | | | | | | | | |
| 15.7 Federal employees health benefits program premium | | | | | | | | | | | | |
| 16. Workers' compensation | | | | | | | | | | | | |
| 17. Other liability | | | | | | | | | | | | |
| 18. Products liability | | | | | | | | | | | | |
| 19.1 Private passenger auto no-fault (personal injury protection) | | | | | | | | | | | | |
| 19.2 Other private passenger auto liability | | | | | | | | | | | | |
| 19.3 Commercial auto no-fault (personal injury protection) | | | | | | | | | | | | |
| 19.4 Other commercial auto liability | | | | | | | | | | | | |
| 21.1 Private passenger auto physical damage | | | | | | | | | | | | |
| 21.2 Commercial auto physical damage | | | | | | | | | | | | |
| 22. Aircraft (all perils) | | | | | | | | | | | | |
| 23. Fidelity | | | | | | | | | | | | |
| 24. Surety | | | | | | | | | | | | |
| 26. Burglary and theft | | | | | | | | | | | | |
| 27. Boiler and machinery | | | | | | | | | | | | |
| 28. Credit | | | | | | | | | | | | |
| 33. Aggregate write-ins for other lines of business | | | | | | | | | | | | |
| 34. TOTALS (a) | | | | | | | | | | | | |
| NONE | | | | | | | | | | | | |
| DETAILS OF WRITE-INS | | | | | | | | | | | | |
| 3301 | | | | | | | | | | | | |
| 3302 | | | | | | | | | | | | |
| 3303 | | | | | | | | | | | | |
| 3398. Summary of remaining write-ins for Line 33 from overflow page | | | | | | | | | | | | |
| 3399. Totals (Line 3301 through Line 3303 plus Line 3398) (Line 33 above) | | | | | | | | | | | | |

(a) Finance and service charges not included in Line 1 to Line 34 \$



EXHIBIT OF PREMIUMS AND LOSSES (Statutory Page 14)
BUSINESS IN THE STATE OF HAWAII DURING THE YEAR 2002

| Line of Business | Gross Premiums, Including Policy and Membership Fees, Less Return Premiums and Premiums on Policies not Taken | | 3 | 4 | 5 | 6 | 7 | 8 | 9 | 10 | 11 | 12 |
|--|---|-----------------------------|--|----------------------------------|--|------------------------|----------------------|--|--|--|------------------------------------|--------------------------|
| | 1 Direct Premiums Written | 2 Direct Premiums Earned | Dividends Paid or Credited to Policyholders on Direct Business | Direct Unearned Premium Reserves | Direct Losses Paid (deducting salvage) | Direct Losses Incurred | Direct Losses Unpaid | Direct Defense and Cost Containment Expense Paid | Direct Defense and Cost Containment Expense Incurred | Direct Defense and Cost Containment Expense Unpaid | Commissions and Brokerage Expenses | Taxes, Licenses and Fees |
| 1. Fire | | | | | | | | | | | | |
| 2.1 Allied lines | | | | | | | | | | | | |
| 2.2 Multiple peril crop | | | | | | | | | | | | |
| 2.3 Federal flood | | | | | | | | | | | | |
| 3. Farmowners multiple peril | | | | | | | | | | | | |
| 4. Homeowners multiple peril | | | | | | | | | | | | |
| 5.1 Commercial multiple peril (non-liability portion) | | | | | | | | | | | | |
| 5.2 Commercial multiple peril (liability portion) | | | | | | | | | | | | |
| 6. Mortgage guaranty | | | | | | | | | | | | |
| 8. Ocean marine | | | | | | | | | | | | |
| 9. Inland marine | | | | | | | | | | | | |
| 10. Financial guaranty | | | | | | | | | | | | |
| 11. Medical malpractice | | | | | | | | | | | | |
| 12. Earthquake | | | | | | | | | | | | |
| 13. Group accident and health | | | | | | | | | | | | |
| 14. Credit A and H (group and individual) | | | | | | | | | | | | |
| 15.1 Collectively renewable A and H | | | | | | | | | | | | |
| 15.2 Non-cancelable A and H | | | | | | | | | | | | |
| 15.3 Guaranteed renewable A and H | | | | | | | | | | | | |
| 15.4 Non-renewable for stated reasons only | | | | | | | | | | | | |
| 15.5 Other accident only | | | | | | | | | | | | |
| 15.6 All other A and H | | | | | | | | | | | | |
| 15.7 Federal employees health benefits program premium | | | | | | | | | | | | |
| 16. Workers' compensation | | | | | | | | | | | | |
| 17. Other liability | | | | | | | | | | | | |
| 18. Products liability | | | | | | | | | | | | |
| 19.1 Private passenger auto no-fault (personal injury protection) | | | | | | | | | | | | |
| 19.2 Other private passenger auto liability | | | | | | | | | | | | |
| 19.3 Commercial auto no-fault (personal injury protection) | | | | | | | | | | | | |
| 19.4 Other commercial auto liability | | | | | | | | | | | | |
| 21.1 Private passenger auto physical damage | | | | | | | | | | | | |
| 21.2 Commercial auto physical damage | | | | | | | | | | | | |
| 22. Aircraft (all perils) | | | | | | | | | | | | |
| 23. Fidelity | | | | | | | | | | | | |
| 24. Surety | | | | | | | | | | | | |
| 26. Burglary and theft | | | | | | | | | | | | |
| 27. Boiler and machinery | | | | | | | | | | | | |
| 28. Credit | | | | | | | | | | | | |
| 33. Aggregate write-ins for other lines of business | | | | | | | | | | | | |
| 34. TOTALS (a) | | | | | | | | | | | | |
| <p style="text-align: center; font-size: 2em; font-weight: bold;">NONE</p> | | | | | | | | | | | | |
| DETAILS OF WRITE-INS | | | | | | | | | | | | |
| 3301 | | | | | | | | | | | | |
| 3302 | | | | | | | | | | | | |
| 3303 | | | | | | | | | | | | |
| 3398 | Summary of remaining write-ins for Line 33 from overflow page | | | | | | | | | | | |
| 3399 | Totals (Line 3301 through Line 3303 plus Line 3398) (Line 33 above) | | | | | | | | | | | |

(a) Finance and service charges not included in Line 1 to Line 34 \$



EXHIBIT OF PREMIUMS AND LOSSES (Statutory Page 14)
BUSINESS IN THE STATE OF IDAHO DURING THE YEAR 2002

| Line of Business | Gross Premiums, Including Policy and Membership Fees, Less Return Premiums and Premiums on Policies not Taken | | 3 | 4 | 5 | 6 | 7 | 8 | 9 | 10 | 11 | 12 |
|---|---|-----------------------------|--|----------------------------------|--|------------------------|----------------------|--|--|--|------------------------------------|--------------------------|
| | 1 Direct Premiums Written | 2 Direct Premiums Earned | Dividends Paid or Credited to Policyholders on Direct Business | Direct Unearned Premium Reserves | Direct Losses Paid (deducting salvage) | Direct Losses Incurred | Direct Losses Unpaid | Direct Defense and Cost Containment Expense Paid | Direct Defense and Cost Containment Expense Incurred | Direct Defense and Cost Containment Expense Unpaid | Commissions and Brokerage Expenses | Taxes, Licenses and Fees |
| 1. Fire | | | | | | | | | | | | |
| 2.1 Allied lines | | | | | | | | | | | | |
| 2.2 Multiple peril crop | | | | | | | | | | | | |
| 2.3 Federal flood | | | | | | | | | | | | |
| 3. Farmowners multiple peril | | | | | | | | | | | | |
| 4. Homeowners multiple peril | | | | | | | | | | | | |
| 5.1 Commercial multiple peril (non-liability portion) | | | | | | | | | | | | |
| 5.2 Commercial multiple peril (liability portion) | | | | | | | | | | | | |
| 6. Mortgage guaranty | | | | | | | | | | | | |
| 8. Ocean marine | | | | | | | | | | | | |
| 9. Inland marine | | | | | | | | | | | | |
| 10. Financial guaranty | | | | | | | | | | | | |
| 11. Medical malpractice | | | | | | | | | | | | |
| 12. Earthquake | | | | | | | | | | | | |
| 13. Group accident and health | | | | | | | | | | | | |
| 14. Credit A and H (group and individual) | | | | | | | | | | | | |
| 15.1 Collectively renewable A and H | | | | | | | | | | | | |
| 15.2 Non-cancelable A and H | | | | | | | | | | | | |
| 15.3 Guaranteed renewable A and H | | | | | | | | | | | | |
| 15.4 Non-renewable for stated reasons only | | | | | | | | | | | | |
| 15.5 Other accident only | | | | | | | | | | | | |
| 15.6 All other A and H | | | | | | | | | | | | |
| 15.7 Federal employees health benefits program premium | | | | | | | | | | | | |
| 16. Workers' compensation | | | | | | | | | | | | |
| 17. Other liability | | | | | | | | | | | | |
| 18. Products liability | | | | | | | | | | | | |
| 19.1 Private passenger auto no-fault (personal injury protection) | | | | | | | | | | | | |
| 19.2 Other private passenger auto liability | | | | | | | | | | | | |
| 19.3 Commercial auto no-fault (personal injury protection) | | | | | | | | | | | | |
| 19.4 Other commercial auto liability | | | | | | | | | | | | |
| 21.1 Private passenger auto physical damage | | | | | | | | | | | | |
| 21.2 Commercial auto physical damage | | | | | | | | | | | | |
| 22. Aircraft (all perils) | | | | | | | | | | | | |
| 23. Fidelity | | | | | | | | | | | | |
| 24. Surety | | | | | | | | | | | | |
| 26. Burglary and theft | | | | | | | | | | | | |
| 27. Boiler and machinery | | | | | | | | | | | | |
| 28. Credit | | | | | | | | | | | | |
| 33. Aggregate write-ins for other lines of business | | | | | | | | | | | | |
| 34. TOTALS (a) | | | | | | | | | | | | |
| NONE | | | | | | | | | | | | |
| DETAILS OF WRITE-INS | | | | | | | | | | | | |
| 3301 | | | | | | | | | | | | |
| 3302 | | | | | | | | | | | | |
| 3303 | | | | | | | | | | | | |
| 3398. Summary of remaining write-ins for Line 33 from overflow page | | | | | | | | | | | | |
| 3399. Totals (Line 3301 through Line 3303 plus Line 3398) (Line 33 above) | | | | | | | | | | | | |

(a) Finance and service charges not included in Line 1 to Line 34 \$

241D

P/C



EXHIBIT OF PREMIUMS AND LOSSES (Statutory Page 14)
BUSINESS IN THE STATE OF ILLINOIS DURING THE YEAR 2002

| Line of Business | Gross Premiums, Including Policy and Membership Fees, Less Return Premiums and Premiums on Policies not Taken | | 3 Dividends Paid or Credited to Policyholders on Direct Business | 4 Direct Unearned Premium Reserves | 5 Direct Losses Paid (deducting salvage) | 6 Direct Losses Incurred | 7 Direct Losses Unpaid | 8 Direct Defense and Cost Containment Expense Paid | 9 Direct Defense and Cost Containment Expense Incurred | 10 Direct Defense and Cost Containment Expense Unpaid | 11 Commissions and Brokerage Expenses | 12 Taxes, Licenses and Fees |
|---|---|-----------------------------|---|---------------------------------------|---|-----------------------------|---------------------------|---|---|--|--|--------------------------------|
| | 1 Direct Premiums Written | 2 Direct Premiums Earned | | | | | | | | | | |
| 1. Fire | | | | | | | | | | | | |
| 2.1 Allied lines | | | | | | | | | | | | |
| 2.2 Multiple peril crop | | | | | | | | | | | | |
| 2.3 Federal flood | | | | | | | | | | | | |
| 3. Farmowners multiple peril | | | | | | | | | | | | |
| 4. Homeowners multiple peril | | | | | | | | | | | | |
| 5.1 Commercial multiple peril (non-liability portion) | | | | | | | | | | | | |
| 5.2 Commercial multiple peril (liability portion) | | | | | | | | 528 | 528 | | | |
| 6. Mortgage guaranty | | | | | | | | | | | | |
| 8. Ocean marine | | | | | | | | | | | | |
| 9. Inland marine | | | | | | | | | | | | |
| 10. Financial guaranty | | | | | | | | | | | | |
| 11. Medical malpractice | | | | | | | | | | | | |
| 12. Earthquake | | | | | | | | | | | | |
| 13. Group accident and health | | | | | | | | | | | | |
| 14. Credit A and H (group and individual) | | | | | | | | | | | | |
| 15.1 Collectively renewable A and H | | | | | | | | | | | | |
| 15.2 Non-cancelable A and H | | | | | | | | | | | | |
| 15.3 Guaranteed renewable A and H | | | | | | | | | | | | |
| 15.4 Non-renewable for stated reasons only | | | | | | | | | | | | |
| 15.5 Other accident only | | | | | | | | | | | | |
| 15.6 All other A and H | | | | | | | | | | | | |
| 15.7 Federal employees health benefits program premium | | | | | | | | | | | | |
| 16. Workers' compensation | | | | | | | | | | | | |
| 17. Other liability | | | | | | | | | | | | |
| 18. Products liability | | | | | | | | | | | | |
| 19.1 Private passenger auto no-fault (personal injury protection) | | | | | | | | | | | | |
| 19.2 Other private passenger auto liability | | | | | | | | | | | | |
| 19.3 Commercial auto no-fault (personal injury protection) | | | | | | | | | | | | |
| 19.4 Other commercial auto liability | | | | | | | | | | | | |
| 21.1 Private passenger auto physical damage | | | | | | | | | | | | |
| 21.2 Commercial auto physical damage | | | | | | | | | | | | |
| 22. Aircraft (all perils) | | | | | | | | | | | | |
| 23. Fidelity | | | | | | | | | | | | |
| 24. Surety | | | | | | | | | | | | |
| 26. Burglary and theft | | | | | | | | | | | | |
| 27. Boiler and machinery | | | | | | | | | | | | |
| 28. Credit | | | | | | | | | | | | |
| 33. Aggregate write-ins for other lines of business | | | | | | | | | | | | |
| 34. TOTALS (a) | | | | | | | | 528 | 528 | | | |
| DETAILS OF WRITE-INS | | | | | | | | | | | | |
| 3301 | | | | | | | | | | | | |
| 3302 | | | | | | | | | | | | |
| 3303 | | | | | | | | | | | | |
| 3398. Summary of remaining write-ins for Line 33 from overflow page | | | | | | | | | | | | |
| 3399. Totals (Line 3301 through Line 3303 plus Line 3398) (Line 33 above) | | | | | | | | | | | | |

(a) Finance and service charges not included in Line 1 to Line 34 \$



EXHIBIT OF PREMIUMS AND LOSSES (Statutory Page 14)
BUSINESS IN THE STATE OF INDIANA DURING THE YEAR 2002

| Line of Business | Gross Premiums, Including Policy and Membership Fees, Less Return Premiums and Premiums on Policies not Taken | | 3 | 4 | 5 | 6 | 7 | 8 | 9 | 10 | 11 | 12 |
|---|---|-----------------------------|--|----------------------------------|--|------------------------|----------------------|--|--|--|------------------------------------|--------------------------|
| | 1 Direct Premiums Written | 2 Direct Premiums Earned | Dividends Paid or Credited to Policyholders on Direct Business | Direct Unearned Premium Reserves | Direct Losses Paid (deducting salvage) | Direct Losses Incurred | Direct Losses Unpaid | Direct Defense and Cost Containment Expense Paid | Direct Defense and Cost Containment Expense Incurred | Direct Defense and Cost Containment Expense Unpaid | Commissions and Brokerage Expenses | Taxes, Licenses and Fees |
| 1. Fire | | | | | | | | | | | | |
| 2.1 Allied lines | | | | | | | | | | | | |
| 2.2 Multiple peril crop | | | | | | | | | | | | |
| 2.3 Federal flood | | | | | | | | | | | | |
| 3. Farmowners multiple peril | | | | | | | | | | | | |
| 4. Homeowners multiple peril | | | | | | | | | | | | |
| 5.1 Commercial multiple peril (non-liability portion) | | | | | | | | | | | | |
| 5.2 Commercial multiple peril (liability portion) | | | | | | | | | | | | |
| 6. Mortgage guaranty | | | | | | | | | | | | |
| 8. Ocean marine | | | | | | | | | | | | |
| 9. Inland marine | | | | | | | | | | | | |
| 10. Financial guaranty | | | | | | | | | | | | |
| 11. Medical malpractice | | | | | | | | | | | | |
| 12. Earthquake | | | | | | | | | | | | |
| 13. Group accident and health | | | | | | | | | | | | |
| 14. Credit A and H (group and individual) | | | | | | | | | | | | |
| 15.1 Collectively renewable A and H | | | | | | | | | | | | |
| 15.2 Non-cancelable A and H | | | | | | | | | | | | |
| 15.3 Guaranteed renewable A and H | | | | | | | | | | | | |
| 15.4 Non-renewable for stated reasons only | | | | | | | | | | | | |
| 15.5 Other accident only | | | | | | | | | | | | |
| 15.6 All other A and H | | | | | | | | | | | | |
| 15.7 Federal employees health benefits program premium | | | | | | | | | | | | |
| 16. Workers' compensation | | | | | | | | | | | | |
| 17. Other liability | | | | | | | | | | | | |
| 18. Products liability | | | | | | | | | | | | |
| 19.1 Private passenger auto no-fault (personal injury protection) | | | | | | | | | | | | |
| 19.2 Other private passenger auto liability | | | | | | | | | | | | |
| 19.3 Commercial auto no-fault (personal injury protection) | | | | | | | | | | | | |
| 19.4 Other commercial auto liability | | | | | | | | | | | | |
| 21.1 Private passenger auto physical damage | | | | | | | | | | | | |
| 21.2 Commercial auto physical damage | | | | | | | | | | | | |
| 22. Aircraft (all perils) | | | | | | | | | | | | |
| 23. Fidelity | | | | | | | | | | | | |
| 24. Surety | | | | | | | | | | | | |
| 26. Burglary and theft | | | | | | | | | | | | |
| 27. Boiler and machinery | | | | | | | | | | | | |
| 28. Credit | | | | | | | | | | | | |
| 33. Aggregate write-ins for other lines of business | | | | | | | | | | | | |
| 34. TOTALS (a) | | | | | | | | | | | | |
| NONE | | | | | | | | | | | | |
| DETAILS OF WRITE-INS | | | | | | | | | | | | |
| 3301 | | | | | | | | | | | | |
| 3302 | | | | | | | | | | | | |
| 3303 | | | | | | | | | | | | |
| 3398. Summary of remaining write-ins for Line 33 from overflow page | | | | | | | | | | | | |
| 3399. Totals (Line 3301 through Line 3303 plus Line 3398) (Line 33 above) | | | | | | | | | | | | |

(a) Finance and service charges not included in Line 1 to Line 34 \$

24IN

P/C



EXHIBIT OF PREMIUMS AND LOSSES (Statutory Page 14)
BUSINESS IN THE STATE OF IOWA DURING THE YEAR 2002

| Line of Business | Gross Premiums, Including Policy and Membership Fees, Less Return Premiums and Premiums on Policies not Taken | | 3 | 4 | 5 | 6 | 7 | 8 | 9 | 10 | 11 | 12 |
|---|---|-----------------------------|--|----------------------------------|--|------------------------|----------------------|--|--|--|------------------------------------|--------------------------|
| | 1 Direct Premiums Written | 2 Direct Premiums Earned | Dividends Paid or Credited to Policyholders on Direct Business | Direct Unearned Premium Reserves | Direct Losses Paid (deducting salvage) | Direct Losses Incurred | Direct Losses Unpaid | Direct Defense and Cost Containment Expense Paid | Direct Defense and Cost Containment Expense Incurred | Direct Defense and Cost Containment Expense Unpaid | Commissions and Brokerage Expenses | Taxes, Licenses and Fees |
| 1. Fire | | | | | | | | | | | | |
| 2.1 Allied lines | | | | | | | | | | | | |
| 2.2 Multiple peril crop | | | | | | | | | | | | |
| 2.3 Federal flood | | | | | | | | | | | | |
| 3. Farmowners multiple peril | | | | | | | | | | | | |
| 4. Homeowners multiple peril | | | | | | | | | | | | |
| 5.1 Commercial multiple peril (non-liability portion) | | | | | | | | | | | | |
| 5.2 Commercial multiple peril (liability portion) | | | | | | | | | | | | |
| 6. Mortgage guaranty | | | | | | | | | | | | |
| 8. Ocean marine | | | | | | | | | | | | |
| 9. Inland marine | | | | | | | | | | | | |
| 10. Financial guaranty | | | | | | | | | | | | |
| 11. Medical malpractice | | | | | | | | | | | | |
| 12. Earthquake | | | | | | | | | | | | |
| 13. Group accident and health | | | | | | | | | | | | |
| 14. Credit A and H (group and individual) | | | | | | | | | | | | |
| 15.1 Collectively renewable A and H | | | | | | | | | | | | |
| 15.2 Non-cancelable A and H | | | | | | | | | | | | |
| 15.3 Guaranteed renewable A and H | | | | | | | | | | | | |
| 15.4 Non-renewable for stated reasons only | | | | | | | | | | | | |
| 15.5 Other accident only | | | | | | | | | | | | |
| 15.6 All other A and H | | | | | | | | | | | | |
| 15.7 Federal employees health benefits program premium | | | | | | | | | | | | |
| 16. Workers' compensation | | | | | | | | | | | | |
| 17. Other liability | | | | | | | | | | | | |
| 18. Products liability | | | | | | | | | | | | |
| 19.1 Private passenger auto no-fault (personal injury protection) | | | | | | | | | | | | |
| 19.2 Other private passenger auto liability | | | | | | | | | | | | |
| 19.3 Commercial auto no-fault (personal injury protection) | | | | | | | | | | | | |
| 19.4 Other commercial auto liability | | | | | | | | | | | | |
| 21.1 Private passenger auto physical damage | | | | | | | | | | | | |
| 21.2 Commercial auto physical damage | | | | | | | | | | | | |
| 22. Aircraft (all perils) | | | | | | | | | | | | |
| 23. Fidelity | | | | | | | | | | | | |
| 24. Surety | | | | | | | | | | | | |
| 26. Burglary and theft | | | | | | | | | | | | |
| 27. Boiler and machinery | | | | | | | | | | | | |
| 28. Credit | | | | | | | | | | | | |
| 33. Aggregate write-ins for other lines of business | | | | | | | | | | | | |
| 34. TOTALS (a) | | | | | | | | | | | | |
| NONE | | | | | | | | | | | | |
| DETAILS OF WRITE-INS | | | | | | | | | | | | |
| 3301 | | | | | | | | | | | | |
| 3302 | | | | | | | | | | | | |
| 3303 | | | | | | | | | | | | |
| 3398. Summary of remaining write-ins for Line 33 from overflow page | | | | | | | | | | | | |
| 3399. Totals (Line 3301 through Line 3303 plus Line 3398) (Line 33 above) | | | | | | | | | | | | |

(a) Finance and service charges not included in Line 1 to Line 34 \$



EXHIBIT OF PREMIUMS AND LOSSES (Statutory Page 14)
BUSINESS IN THE STATE OF KANSAS DURING THE YEAR 2002

| Line of Business | Gross Premiums, Including Policy and Membership Fees, Less Return Premiums and Premiums on Policies not Taken | | 3 | 4 | 5 | 6 | 7 | 8 | 9 | 10 | 11 | 12 |
|---|---|-----------------------------|--|----------------------------------|--|------------------------|----------------------|--|--|--|------------------------------------|--------------------------|
| | 1 Direct Premiums Written | 2 Direct Premiums Earned | Dividends Paid or Credited to Policyholders on Direct Business | Direct Unearned Premium Reserves | Direct Losses Paid (deducting salvage) | Direct Losses Incurred | Direct Losses Unpaid | Direct Defense and Cost Containment Expense Paid | Direct Defense and Cost Containment Expense Incurred | Direct Defense and Cost Containment Expense Unpaid | Commissions and Brokerage Expenses | Taxes, Licenses and Fees |
| 1. Fire | | | | | | | | | | | | |
| 2.1 Allied lines | | | | | | | | | | | | |
| 2.2 Multiple peril crop | | | | | | | | | | | | |
| 2.3 Federal flood | | | | | | | | | | | | |
| 3. Farmowners multiple peril | | | | | | | | | | | | |
| 4. Homeowners multiple peril | | | | | | | | | | | | |
| 5.1 Commercial multiple peril (non-liability portion) | | | | | | | | | | | | |
| 5.2 Commercial multiple peril (liability portion) | | | | | | | | | | | | |
| 6. Mortgage guaranty | | | | | | | | | | | | |
| 8. Ocean marine | | | | | | | | | | | | |
| 9. Inland marine | | | | | | | | | | | | |
| 10. Financial guaranty | | | | | | | | | | | | |
| 11. Medical malpractice | | | | | | | | | | | | |
| 12. Earthquake | | | | | | | | | | | | |
| 13. Group accident and health | | | | | | | | | | | | |
| 14. Credit A and H (group and individual) | | | | | | | | | | | | |
| 15.1 Collectively renewable A and H | | | | | | | | | | | | |
| 15.2 Non-cancelable A and H | | | | | | | | | | | | |
| 15.3 Guaranteed renewable A and H | | | | | | | | | | | | |
| 15.4 Non-renewable for stated reasons only | | | | | | | | | | | | |
| 15.5 Other accident only | | | | | | | | | | | | |
| 15.6 All other A and H | | | | | | | | | | | | |
| 15.7 Federal employees health benefits program premium | | | | | | | | | | | | |
| 16. Workers' compensation | | | | | | | | | | | | |
| 17. Other liability | | | | | | | | | | | | |
| 18. Products liability | | | | | | | | | | | | |
| 19.1 Private passenger auto no-fault (personal injury protection) | | | | | | | | | | | | |
| 19.2 Other private passenger auto liability | | | | | | | | | | | | |
| 19.3 Commercial auto no-fault (personal injury protection) | | | | | | | | | | | | |
| 19.4 Other commercial auto liability | | | | | | | | | | | | |
| 21.1 Private passenger auto physical damage | | | | | | | | | | | | |
| 21.2 Commercial auto physical damage | | | | | | | | | | | | |
| 22. Aircraft (all perils) | | | | | | | | | | | | |
| 23. Fidelity | | | | | | | | | | | | |
| 24. Surety | | | | | | | | | | | | |
| 26. Burglary and theft | | | | | | | | | | | | |
| 27. Boiler and machinery | | | | | | | | | | | | |
| 28. Credit | | | | | | | | | | | | |
| 33. Aggregate write-ins for other lines of business | | | | | | | | | | | | |
| 34. TOTALS (a) | | | | | | | | | | | | |
| NONE | | | | | | | | | | | | |
| DETAILS OF WRITE-INS | | | | | | | | | | | | |
| 3301 | | | | | | | | | | | | |
| 3302 | | | | | | | | | | | | |
| 3303 | | | | | | | | | | | | |
| 3398. Summary of remaining write-ins for Line 33 from overflow page | | | | | | | | | | | | |
| 3399. Totals (Line 3301 through Line 3303 plus Line 3398) (Line 33 above) | | | | | | | | | | | | |

(a) Finance and service charges not included in Line 1 to Line 34 \$

24KS

P/C



EXHIBIT OF PREMIUMS AND LOSSES (Statutory Page 14)
BUSINESS IN THE STATE OF KENTUCKY DURING THE YEAR 2002

| Line of Business | Gross Premiums, Including Policy and Membership Fees, Less Return Premiums and Premiums on Policies not Taken | | 3 | 4 | 5 | 6 | 7 | 8 | 9 | 10 | 11 | 12 |
|---|---|-----------------------------|--|----------------------------------|--|------------------------|----------------------|--|--|--|------------------------------------|--------------------------|
| | 1 Direct Premiums Written | 2 Direct Premiums Earned | Dividends Paid or Credited to Policyholders on Direct Business | Direct Unearned Premium Reserves | Direct Losses Paid (deducting salvage) | Direct Losses Incurred | Direct Losses Unpaid | Direct Defense and Cost Containment Expense Paid | Direct Defense and Cost Containment Expense Incurred | Direct Defense and Cost Containment Expense Unpaid | Commissions and Brokerage Expenses | Taxes, Licenses and Fees |
| 1. Fire | | | | | | | | | | | | |
| 2.1 Allied lines | | | | | | | | | | | | |
| 2.2 Multiple peril crop | | | | | | | | | | | | |
| 2.3 Federal flood | | | | | | | | | | | | |
| 3. Farmowners multiple peril | | | | | | | | | | | | |
| 4. Homeowners multiple peril | | | | | | | | | | | | |
| 5.1 Commercial multiple peril (non-liability portion) | | | | | | | | | | | | |
| 5.2 Commercial multiple peril (liability portion) | | | | | | | | | | | | |
| 6. Mortgage guaranty | | | | | | | | | | | | |
| 8. Ocean marine | | | | | | | | | | | | |
| 9. Inland marine | | | | | | | | | | | | |
| 10. Financial guaranty | | | | | | | | | | | | |
| 11. Medical malpractice | | | | | | | | | | | | |
| 12. Earthquake | | | | | | | | | | | | |
| 13. Group accident and health | | | | | | | | | | | | |
| 14. Credit A and H (group and individual) | | | | | | | | | | | | |
| 15.1 Collectively renewable A and H | | | | | | | | | | | | |
| 15.2 Non-cancelable A and H | | | | | | | | | | | | |
| 15.3 Guaranteed renewable A and H | | | | | | | | | | | | |
| 15.4 Non-renewable for stated reasons only | | | | | | | | | | | | |
| 15.5 Other accident only | | | | | | | | | | | | |
| 15.6 All other A and H | | | | | | | | | | | | |
| 15.7 Federal employees health benefits program premium | | | | | | | | | | | | |
| 16. Workers' compensation | | | | | | | | | | | | |
| 17. Other liability | | | | | | | | | | | | |
| 18. Products liability | | | | | | | | | | | | |
| 19.1 Private passenger auto no-fault (personal injury protection) | | | | | | | | | | | | |
| 19.2 Other private passenger auto liability | | | | | | | | | | | | |
| 19.3 Commercial auto no-fault (personal injury protection) | | | | | | | | | | | | |
| 19.4 Other commercial auto liability | | | | | | | | | | | | |
| 21.1 Private passenger auto physical damage | | | | | | | | | | | | |
| 21.2 Commercial auto physical damage | | | | | | | | | | | | |
| 22. Aircraft (all perils) | | | | | | | | | | | | |
| 23. Fidelity | | | | | | | | | | | | |
| 24. Surety | | | | | | | | | | | | |
| 26. Burglary and theft | | | | | | | | | | | | |
| 27. Boiler and machinery | | | | | | | | | | | | |
| 28. Credit | | | | | | | | | | | | |
| 33. Aggregate write-ins for other lines of business | | | | | | | | | | | | |
| 34. TOTALS (a) | | | | | | | | | | | | |
| <p style="text-align: center; font-size: 48pt; font-weight: bold;">NONE</p> | | | | | | | | | | | | |
| DETAILS OF WRITE-INS | | | | | | | | | | | | |
| 3301 | | | | | | | | | | | | |
| 3302 | | | | | | | | | | | | |
| 3303 | | | | | | | | | | | | |
| 3398 | Summary of remaining write-ins for Line 33 from overflow page | | | | | | | | | | | |
| 3399 | Totals (Line 3301 through Line 3303 plus Line 3398) (Line 33 above) | | | | | | | | | | | |

(a) Finance and service charges not included in Line 1 to Line 34 \$

24KY

P/C



EXHIBIT OF PREMIUMS AND LOSSES (Statutory Page 14)
BUSINESS IN THE STATE OF LOUISIANA DURING THE YEAR 2002

| Line of Business | Gross Premiums, Including Policy and Membership Fees, Less Return Premiums and Premiums on Policies not Taken | | 3 | 4 | 5 | 6 | 7 | 8 | 9 | 10 | 11 | 12 |
|---|---|-----------------------------|--|----------------------------------|--|------------------------|----------------------|--|--|--|------------------------------------|--------------------------|
| | 1 Direct Premiums Written | 2 Direct Premiums Earned | Dividends Paid or Credited to Policyholders on Direct Business | Direct Unearned Premium Reserves | Direct Losses Paid (deducting salvage) | Direct Losses Incurred | Direct Losses Unpaid | Direct Defense and Cost Containment Expense Paid | Direct Defense and Cost Containment Expense Incurred | Direct Defense and Cost Containment Expense Unpaid | Commissions and Brokerage Expenses | Taxes, Licenses and Fees |
| 1. Fire | | | | | | | | | | | | |
| 2.1 Allied lines | | | | | | | | | | | | |
| 2.2 Multiple peril crop | | | | | | | | | | | | |
| 2.3 Federal flood | | | | | | | | | | | | |
| 3. Farmowners multiple peril | | | | | | | | | | | | |
| 4. Homeowners multiple peril | | | | | | | | | | | | |
| 5.1 Commercial multiple peril (non-liability portion) | | | | | | | | | | | | |
| 5.2 Commercial multiple peril (liability portion) | | | | | | | | | | | | |
| 6. Mortgage guaranty | | | | | | | | | | | | |
| 8. Ocean marine | | | | | | | | | | | | |
| 9. Inland marine | | | | | | | | | | | | |
| 10. Financial guaranty | | | | | | | | | | | | |
| 11. Medical malpractice | | | | | | | | | | | | |
| 12. Earthquake | | | | | | | | | | | | |
| 13. Group accident and health | | | | | | | | | | | | |
| 14. Credit A and H (group and individual) | | | | | | | | | | | | |
| 15.1 Collectively renewable A and H | | | | | | | | | | | | |
| 15.2 Non-cancelable A and H | | | | | | | | | | | | |
| 15.3 Guaranteed renewable A and H | | | | | | | | | | | | |
| 15.4 Non-renewable for stated reasons only | | | | | | | | | | | | |
| 15.5 Other accident only | | | | | | | | | | | | |
| 15.6 All other A and H | | | | | | | | | | | | |
| 15.7 Federal employees health benefits program premium | | | | | | | | | | | | |
| 16. Workers' compensation | | | | | | | | | | | | |
| 17. Other liability | | | | | | | | | | | | |
| 18. Products liability | | | | | | | | | | | | |
| 19.1 Private passenger auto no-fault (personal injury protection) | | | | | | | | | | | | |
| 19.2 Other private passenger auto liability | | | | | | | | | | | | |
| 19.3 Commercial auto no-fault (personal injury protection) | | | | | | | | | | | | |
| 19.4 Other commercial auto liability | | | | | | | | | | | | |
| 21.1 Private passenger auto physical damage | | | | | | | | | | | | |
| 21.2 Commercial auto physical damage | | | | | | | | | | | | |
| 22. Aircraft (all perils) | | | | | | | | | | | | |
| 23. Fidelity | | | | | | | | | | | | |
| 24. Surety | | | | | | | | | | | | |
| 26. Burglary and theft | | | | | | | | | | | | |
| 27. Boiler and machinery | | | | | | | | | | | | |
| 28. Credit | | | | | | | | | | | | |
| 33. Aggregate write-ins for other lines of business | | | | | | | | | | | | |
| 34. TOTALS (a) | | | | | | | | | | | | |
| NONE | | | | | | | | | | | | |
| DETAILS OF WRITE-INS | | | | | | | | | | | | |
| 3301 | | | | | | | | | | | | |
| 3302 | | | | | | | | | | | | |
| 3303 | | | | | | | | | | | | |
| 3398. Summary of remaining write-ins for Line 33 from overflow page | | | | | | | | | | | | |
| 3399. Totals (Line 3301 through Line 3303 plus Line 3398) (Line 33 above) | | | | | | | | | | | | |

(a) Finance and service charges not included in Line 1 to Line 34 \$

24/LA

P/C



EXHIBIT OF PREMIUMS AND LOSSES (Statutory Page 14)
BUSINESS IN THE STATE OF MAINE DURING THE YEAR 2002

| Line of Business | Gross Premiums, Including Policy and Membership Fees, Less Return Premiums and Premiums on Policies not Taken | | 3 | 4 | 5 | 6 | 7 | 8 | 9 | 10 | 11 | 12 |
|---|---|-----------------------------|--|----------------------------------|--|------------------------|----------------------|--|--|--|------------------------------------|--------------------------|
| | 1 Direct Premiums Written | 2 Direct Premiums Earned | Dividends Paid or Credited to Policyholders on Direct Business | Direct Unearned Premium Reserves | Direct Losses Paid (deducting salvage) | Direct Losses Incurred | Direct Losses Unpaid | Direct Defense and Cost Containment Expense Paid | Direct Defense and Cost Containment Expense Incurred | Direct Defense and Cost Containment Expense Unpaid | Commissions and Brokerage Expenses | Taxes, Licenses and Fees |
| 1. Fire | | | | | | | | | | | | |
| 2.1 Allied lines | | | | | | | | | | | | |
| 2.2 Multiple peril crop | | | | | | | | | | | | |
| 2.3 Federal flood | | | | | | | | | | | | |
| 3. Farmowners multiple peril | | | | | | | | | | | | |
| 4. Homeowners multiple peril | | | | | | | | | | | | |
| 5.1 Commercial multiple peril (non-liability portion) | | | | | | | | | | | | |
| 5.2 Commercial multiple peril (liability portion) | | | | | | | | | | | | |
| 6. Mortgage guaranty | | | | | | | | | | | | |
| 8. Ocean marine | | | | | | | | | | | | |
| 9. Inland marine | | | | | | | | | | | | |
| 10. Financial guaranty | | | | | | | | | | | | |
| 11. Medical malpractice | | | | | | | | | | | | |
| 12. Earthquake | | | | | | | | | | | | |
| 13. Group accident and health | | | | | | | | | | | | |
| 14. Credit A and H (group and individual) | | | | | | | | | | | | |
| 15.1 Collectively renewable A and H | | | | | | | | | | | | |
| 15.2 Non-cancelable A and H | | | | | | | | | | | | |
| 15.3 Guaranteed renewable A and H | | | | | | | | | | | | |
| 15.4 Non-renewable for stated reasons only | | | | | | | | | | | | |
| 15.5 Other accident only | | | | | | | | | | | | |
| 15.6 All other A and H | | | | | | | | | | | | |
| 15.7 Federal employees health benefits program premium | | | | | | | | | | | | |
| 16. Workers' compensation | | | | | | | | | | | | |
| 17. Other liability | | | | | | | | | | | | |
| 18. Products liability | | | | | | | | | | | | |
| 19.1 Private passenger auto no-fault (personal injury protection) | | | | | | | | | | | | |
| 19.2 Other private passenger auto liability | | | | | | | | | | | | |
| 19.3 Commercial auto no-fault (personal injury protection) | | | | | | | | | | | | |
| 19.4 Other commercial auto liability | | | | | | | | | | | | |
| 21.1 Private passenger auto physical damage | | | | | | | | | | | | |
| 21.2 Commercial auto physical damage | | | | | | | | | | | | |
| 22. Aircraft (all perils) | | | | | | | | | | | | |
| 23. Fidelity | | | | | | | | | | | | |
| 24. Surety | | | | | | | | | | | | |
| 26. Burglary and theft | | | | | | | | | | | | |
| 27. Boiler and machinery | | | | | | | | | | | | |
| 28. Credit | | | | | | | | | | | | |
| 33. Aggregate write-ins for other lines of business | | | | | | | | | | | | |
| 34. TOTALS (a) | | | | | | | | | | | | |
| NONE | | | | | | | | | | | | |
| DETAILS OF WRITE-INS | | | | | | | | | | | | |
| 3301 | | | | | | | | | | | | |
| 3302 | | | | | | | | | | | | |
| 3303 | | | | | | | | | | | | |
| 3398. Summary of remaining write-ins for Line 33 from overflow page | | | | | | | | | | | | |
| 3399. Totals (Line 3301 through Line 3303 plus Line 3398) (Line 33 above) | | | | | | | | | | | | |

(a) Finance and service charges not included in Line 1 to Line 34 \$

24ME

P/C



EXHIBIT OF PREMIUMS AND LOSSES (Statutory Page 14)
BUSINESS IN THE STATE OF MARYLAND DURING THE YEAR 2002

| Line of Business | Gross Premiums, Including Policy and Membership Fees, Less Return Premiums and Premiums on Policies not Taken | | 3 Dividends Paid or Credited to Policyholders on Direct Business | 4 Direct Unearned Premium Reserves | 5 Direct Losses Paid (deducting salvage) | 6 Direct Losses Incurred | 7 Direct Losses Unpaid | 8 Direct Defense and Cost Containment Expense Paid | 9 Direct Defense and Cost Containment Expense Incurred | 10 Direct Defense and Cost Containment Expense Unpaid | 11 Commissions and Brokerage Expenses | 12 Taxes, Licenses and Fees |
|---|---|-----------------------------|---|---------------------------------------|---|-----------------------------|---------------------------|---|---|--|--|--------------------------------|
| | 1 Direct Premiums Written | 2 Direct Premiums Earned | | | | | | | | | | |
| 1. Fire | | | | | | | | | | | | |
| 2.1 Allied lines | | | | | | | | | | | | |
| 2.2 Multiple peril crop | | | | | | | | | | | | |
| 2.3 Federal flood | | | | | | | | | | | | |
| 3. Farmowners multiple peril | | | | | | | | | | | | |
| 4. Homeowners multiple peril | | | | | | | | | | | | |
| 5.1 Commercial multiple peril (non-liability portion) | | | | | | | | | | | | |
| 5.2 Commercial multiple peril (liability portion) | | | | | | | | | | | | |
| 6. Mortgage guaranty | | | | | | | | | | | | |
| 8. Ocean marine | | | | | | | | | | | | |
| 9. Inland marine | (3,213) | (1,697) | | (181) | | | | | | | (636) | (27) |
| 10. Financial guaranty | | | | | | | | | | | | |
| 11. Medical malpractice | | | | | | | | | | | | |
| 12. Earthquake | | | | | | | | | | | | |
| 13. Group accident and health | | | | | | | | | | | | |
| 14. Credit A and H (group and individual) | | | | | | | | | | | | |
| 15.1 Collectively renewable A and H | | | | | | | | | | | | |
| 15.2 Non-cancelable A and H | | | | | | | | | | | | |
| 15.3 Guaranteed renewable A and H | | | | | | | | | | | | |
| 15.4 Non-renewable for stated reasons only | | | | | | | | | | | | |
| 15.5 Other accident only | | | | | | | | | | | | |
| 15.6 All other A and H | | | | | | | | | | | | |
| 15.7 Federal employees health benefits program premium | | | | | | | | | | | | |
| 16. Workers' compensation | 1,075,097 | 1,139,597 | | 530,521 | 1,153,405 | 1,577,424 | 1,623,784 | 46,706 | (49,801) | 119,938 | 111,298 | 96,872 |
| 17. Other liability | 1,204 | 819 | | 385 | | | | | | | 243 | 10 |
| 18. Products liability | 986 | 986 | | | | | | | | | 176 | 8 |
| 19.1 Private passenger auto no-fault (personal injury protection) | | | | | | | | | | | | |
| 19.2 Other private passenger auto liability | | | | | | | | | | | | |
| 19.3 Commercial auto no-fault (personal injury protection) | | | | | | | | | | | | |
| 19.4 Other commercial auto liability | 20,777 | 205,100 | | 3,149 | 331,452 | 51,702 | 215,036 | 17,697 | 51,562 | 74,373 | 4,631 | 177 |
| 21.1 Private passenger auto physical damage | | | | | | | | | | | | |
| 21.2 Commercial auto physical damage | 8,940 | 72,361 | | 604 | 79,838 | 21,235 | | 3,952 | 1,864 | | 1,993 | 76 |
| 22. Aircraft (all perils) | | | | | | | | | | | | |
| 23. Fidelity | | | | | | | | | | | | |
| 24. Surety | | | | | | | | | | | | |
| 26. Burglary and theft | | | | | | | | | | | | |
| 27. Boiler and machinery | | | | | | | | | | | | |
| 28. Credit | | | | | | | | | | | | |
| 33. Aggregate write-ins for other lines of business | | | | | | | | | | | | |
| 34. TOTALS (a) | 1,103,791 | 1,417,166 | | 534,478 | 1,564,695 | 1,650,361 | 1,838,820 | 68,355 | 3,625 | 194,311 | 117,705 | 97,116 |
| DETAILS OF WRITE-INS | | | | | | | | | | | | |
| 3301 | | | | | | | | | | | | |
| 3302 | | | | | | | | | | | | |
| 3303 | | | | | | | | | | | | |
| 3398. Summary of remaining write-ins for Line 33 from overflow page | | | | | | | | | | | | |
| 3399. Totals (Line 3301 through Line 3303 plus Line 3398) (Line 33 above) | | | | | | | | | | | | |

(a) Finance and service charges not included in Line 1 to Line 34 \$

24MD

P/C



EXHIBIT OF PREMIUMS AND LOSSES (Statutory Page 14)
BUSINESS IN THE STATE OF MASSACHUSETTS DURING THE YEAR 2002

| Line of Business | Gross Premiums, Including Policy and Membership Fees, Less Return Premiums and Premiums on Policies not Taken | | 3 | 4 | 5 | 6 | 7 | 8 | 9 | 10 | 11 | 12 |
|---|---|-----------------------------|--|----------------------------------|--|------------------------|----------------------|--|--|--|------------------------------------|--------------------------|
| | 1 Direct Premiums Written | 2 Direct Premiums Earned | Dividends Paid or Credited to Policyholders on Direct Business | Direct Unearned Premium Reserves | Direct Losses Paid (deducting salvage) | Direct Losses Incurred | Direct Losses Unpaid | Direct Defense and Cost Containment Expense Paid | Direct Defense and Cost Containment Expense Incurred | Direct Defense and Cost Containment Expense Unpaid | Commissions and Brokerage Expenses | Taxes, Licenses and Fees |
| 1. Fire | | | | | | | | | | | | |
| 2.1 Allied lines | | | | | | | | | | | | |
| 2.2 Multiple peril crop | | | | | | | | | | | | |
| 2.3 Federal flood | | | | | | | | | | | | |
| 3. Farmowners multiple peril | | | | | | | | | | | | |
| 4. Homeowners multiple peril | | | | | | | | | | | | |
| 5.1 Commercial multiple peril (non-liability portion) | | | | | | | | | | | | |
| 5.2 Commercial multiple peril (liability portion) | | | | | | | | | | | | |
| 6. Mortgage guaranty | | | | | | | | | | | | |
| 8. Ocean marine | | | | | | | | | | | | |
| 9. Inland marine | | | | | | | | | | | | |
| 10. Financial guaranty | | | | | | | | | | | | |
| 11. Medical malpractice | | | | | | | | | | | | |
| 12. Earthquake | | | | | | | | | | | | |
| 13. Group accident and health | | | | | | | | | | | | |
| 14. Credit A and H (group and individual) | | | | | | | | | | | | |
| 15.1 Collectively renewable A and H | | | | | | | | | | | | |
| 15.2 Non-cancelable A and H | | | | | | | | | | | | |
| 15.3 Guaranteed renewable A and H | | | | | | | | | | | | |
| 15.4 Non-renewable for stated reasons only | | | | | | | | | | | | |
| 15.5 Other accident only | | | | | | | | | | | | |
| 15.6 All other A and H | | | | | | | | | | | | |
| 15.7 Federal employees health benefits program premium | | | | | | | | | | | | |
| 16. Workers' compensation | | | | | | | | | | | | |
| 17. Other liability | | | | | | | | | | | | |
| 18. Products liability | | | | | | | | | | | | |
| 19.1 Private passenger auto no-fault (personal injury protection) | | | | | | | | | | | | |
| 19.2 Other private passenger auto liability | | | | | | | | | | | | |
| 19.3 Commercial auto no-fault (personal injury protection) | | | | | | | | | | | | |
| 19.4 Other commercial auto liability | | | | | | | | | | | | |
| 21.1 Private passenger auto physical damage | | | | | | | | | | | | |
| 21.2 Commercial auto physical damage | | | | | | | | | | | | |
| 22. Aircraft (all perils) | | | | | | | | | | | | |
| 23. Fidelity | | | | | | | | | | | | |
| 24. Surety | | | | | | | | | | | | |
| 26. Burglary and theft | | | | | | | | | | | | |
| 27. Boiler and machinery | | | | | | | | | | | | |
| 28. Credit | | | | | | | | | | | | |
| 33. Aggregate write-ins for other lines of business | | | | | | | | | | | | |
| 34. TOTALS (a) | | | | | | | | | | | | |
| NONE | | | | | | | | | | | | |
| DETAILS OF WRITE-INS | | | | | | | | | | | | |
| 3301 | | | | | | | | | | | | |
| 3302 | | | | | | | | | | | | |
| 3303 | | | | | | | | | | | | |
| 3398. Summary of remaining write-ins for Line 33 from overflow page | | | | | | | | | | | | |
| 3399. Totals (Line 3301 through Line 3303 plus Line 3398) (Line 33 above) | | | | | | | | | | | | |

(a) Finance and service charges not included in Line 1 to Line 34 \$



EXHIBIT OF PREMIUMS AND LOSSES (Statutory Page 14)
BUSINESS IN THE STATE OF MICHIGAN DURING THE YEAR 2002

| Line of Business | Gross Premiums, Including Policy and Membership Fees, Less Return Premiums and Premiums on Policies not Taken | | 3 | 4 | 5 | 6 | 7 | 8 | 9 | 10 | 11 | 12 |
|---|---|-----------------------------|--|----------------------------------|--|------------------------|----------------------|--|--|--|------------------------------------|--------------------------|
| | 1 Direct Premiums Written | 2 Direct Premiums Earned | Dividends Paid or Credited to Policyholders on Direct Business | Direct Unearned Premium Reserves | Direct Losses Paid (deducting salvage) | Direct Losses Incurred | Direct Losses Unpaid | Direct Defense and Cost Containment Expense Paid | Direct Defense and Cost Containment Expense Incurred | Direct Defense and Cost Containment Expense Unpaid | Commissions and Brokerage Expenses | Taxes, Licenses and Fees |
| 1. Fire | | | | | | | | | | | | |
| 2.1 Allied lines | | | | | | | | | | | | |
| 2.2 Multiple peril crop | | | | | | | | | | | | |
| 2.3 Federal flood | | | | | | | | | | | | |
| 3. Farmowners multiple peril | | | | | | | | | | | | |
| 4. Homeowners multiple peril | | | | | | | | | | | | |
| 5.1 Commercial multiple peril (non-liability portion) | | | | | | | | | | | | |
| 5.2 Commercial multiple peril (liability portion) | | | | | | | | | | | | |
| 6. Mortgage guaranty | | | | | | | | | | | | |
| 8. Ocean marine | | | | | | | | | | | | |
| 9. Inland marine | | | | | | | | | | | | |
| 10. Financial guaranty | | | | | | | | | | | | |
| 11. Medical malpractice | | | | | | | | | | | | |
| 12. Earthquake | | | | | | | | | | | | |
| 13. Group accident and health | | | | | | | | | | | | |
| 14. Credit A and H (group and individual) | | | | | | | | | | | | |
| 15.1 Collectively renewable A and H | | | | | | | | | | | | |
| 15.2 Non-cancelable A and H | | | | | | | | | | | | |
| 15.3 Guaranteed renewable A and H | | | | | | | | | | | | |
| 15.4 Non-renewable for stated reasons only | | | | | | | | | | | | |
| 15.5 Other accident only | | | | | | | | | | | | |
| 15.6 All other A and H | | | | | | | | | | | | |
| 15.7 Federal employees health benefits program premium | | | | | | | | | | | | |
| 16. Workers' compensation | | | | | | | | | | | | |
| 17. Other liability | | | | | | | | | | | | |
| 18. Products liability | | | | | | | | | | | | |
| 19.1 Private passenger auto no-fault (personal injury protection) | | | | | | | | | | | | |
| 19.2 Other private passenger auto liability | | | | | | | | | | | | |
| 19.3 Commercial auto no-fault (personal injury protection) | | | | | | | | | | | | |
| 19.4 Other commercial auto liability | | | | | | | | | | | | |
| 21.1 Private passenger auto physical damage | | | | | | | | | | | | |
| 21.2 Commercial auto physical damage | | | | | | | | | | | | |
| 22. Aircraft (all perils) | | | | | | | | | | | | |
| 23. Fidelity | | | | | | | | | | | | |
| 24. Surety | | | | | | | | | | | | |
| 26. Burglary and theft | | | | | | | | | | | | |
| 27. Boiler and machinery | | | | | | | | | | | | |
| 28. Credit | | | | | | | | | | | | |
| 33. Aggregate write-ins for other lines of business | | | | | | | | | | | | |
| 34. TOTALS (a) | | | | | | | | | | | | |
| NONE | | | | | | | | | | | | |
| DETAILS OF WRITE-INS | | | | | | | | | | | | |
| 3301 | | | | | | | | | | | | |
| 3302 | | | | | | | | | | | | |
| 3303 | | | | | | | | | | | | |
| 3398. Summary of remaining write-ins for Line 33 from overflow page | | | | | | | | | | | | |
| 3399. Totals (Line 3301 through Line 3303 plus Line 3398) (Line 33 above) | | | | | | | | | | | | |

(a) Finance and service charges not included in Line 1 to Line 34 \$

24MI

P/C



EXHIBIT OF PREMIUMS AND LOSSES (Statutory Page 14)
BUSINESS IN THE STATE OF MINNESOTA DURING THE YEAR 2002

| Line of Business | Gross Premiums, Including Policy and Membership Fees, Less Return Premiums and Premiums on Policies not Taken | | 3 | 4 | 5 | 6 | 7 | 8 | 9 | 10 | 11 | 12 |
|--|---|-----------------------------|--|----------------------------------|--|------------------------|----------------------|--|--|--|------------------------------------|--------------------------|
| | 1 Direct Premiums Written | 2 Direct Premiums Earned | Dividends Paid or Credited to Policyholders on Direct Business | Direct Unearned Premium Reserves | Direct Losses Paid (deducting salvage) | Direct Losses Incurred | Direct Losses Unpaid | Direct Defense and Cost Containment Expense Paid | Direct Defense and Cost Containment Expense Incurred | Direct Defense and Cost Containment Expense Unpaid | Commissions and Brokerage Expenses | Taxes, Licenses and Fees |
| 1. Fire | | | | | | | | | | | | |
| 2.1 Allied lines | | | | | | | | | | | | |
| 2.2 Multiple peril crop | | | | | | | | | | | | |
| 2.3 Federal flood | | | | | | | | | | | | |
| 3. Farmowners multiple peril | | | | | | | | | | | | |
| 4. Homeowners multiple peril | | | | | | | | | | | | |
| 5.1 Commercial multiple peril (non-liability portion) | | | | | | | | | | | | |
| 5.2 Commercial multiple peril (liability portion) | | | | | | | | | | | | |
| 6. Mortgage guaranty | | | | | | | | | | | | |
| 8. Ocean marine | | | | | | | | | | | | |
| 9. Inland marine | | | | | | | | | | | | |
| 10. Financial guaranty | | | | | | | | | | | | |
| 11. Medical malpractice | | | | | | | | | | | | |
| 12. Earthquake | | | | | | | | | | | | |
| 13. Group accident and health | | | | | | | | | | | | |
| 14. Credit A and H (group and individual) | | | | | | | | | | | | |
| 15.1 Collectively renewable A and H | | | | | | | | | | | | |
| 15.2 Non-cancelable A and H | | | | | | | | | | | | |
| 15.3 Guaranteed renewable A and H | | | | | | | | | | | | |
| 15.4 Non-renewable for stated reasons only | | | | | | | | | | | | |
| 15.5 Other accident only | | | | | | | | | | | | |
| 15.6 All other A and H | | | | | | | | | | | | |
| 15.7 Federal employees health benefits program premium | | | | | | | | | | | | |
| 16. Workers' compensation | | | | | | | | | | | | |
| 17. Other liability | | | | | | | | | | | | |
| 18. Products liability | | | | | | | | | | | | |
| 19.1 Private passenger auto no-fault (personal injury protection) | | | | | | | | | | | | |
| 19.2 Other private passenger auto liability | | | | | | | | | | | | |
| 19.3 Commercial auto no-fault (personal injury protection) | | | | | | | | | | | | |
| 19.4 Other commercial auto liability | | | | | | | | | | | | |
| 21.1 Private passenger auto physical damage | | | | | | | | | | | | |
| 21.2 Commercial auto physical damage | | | | | | | | | | | | |
| 22. Aircraft (all perils) | | | | | | | | | | | | |
| 23. Fidelity | | | | | | | | | | | | |
| 24. Surety | | | | | | | | | | | | |
| 26. Burglary and theft | | | | | | | | | | | | |
| 27. Boiler and machinery | | | | | | | | | | | | |
| 28. Credit | | | | | | | | | | | | |
| 33. Aggregate write-ins for other lines of business | | | | | | | | | | | | |
| 34. TOTALS (a) | | | | | | | | | | | | |
| <p style="text-align: center; font-size: 2em; font-weight: bold;">NONE</p> | | | | | | | | | | | | |
| DETAILS OF WRITE-INS | | | | | | | | | | | | |
| 3301 | | | | | | | | | | | | |
| 3302 | | | | | | | | | | | | |
| 3303 | | | | | | | | | | | | |
| 3398 | Summary of remaining write-ins for Line 33 from overflow page | | | | | | | | | | | |
| 3399 | Totals (Line 3301 through Line 3303 plus Line 3398) (Line 33 above) | | | | | | | | | | | |

(a) Finance and service charges not included in Line 1 to Line 34 \$

24MN

P/C



EXHIBIT OF PREMIUMS AND LOSSES (Statutory Page 14)
BUSINESS IN THE STATE OF MISSISSIPPI DURING THE YEAR 2002

| Line of Business | Gross Premiums, Including Policy and Membership Fees, Less Return Premiums and Premiums on Policies not Taken | | 3 | 4 | 5 | 6 | 7 | 8 | 9 | 10 | 11 | 12 |
|---|---|-----------------------------|--|----------------------------------|--|------------------------|----------------------|--|--|--|------------------------------------|--------------------------|
| | 1 Direct Premiums Written | 2 Direct Premiums Earned | Dividends Paid or Credited to Policyholders on Direct Business | Direct Unearned Premium Reserves | Direct Losses Paid (deducting salvage) | Direct Losses Incurred | Direct Losses Unpaid | Direct Defense and Cost Containment Expense Paid | Direct Defense and Cost Containment Expense Incurred | Direct Defense and Cost Containment Expense Unpaid | Commissions and Brokerage Expenses | Taxes, Licenses and Fees |
| 1. Fire | | | | | | | | | | | | |
| 2.1 Allied lines | | | | | | | | | | | | |
| 2.2 Multiple peril crop | | | | | | | | | | | | |
| 2.3 Federal flood | | | | | | | | | | | | |
| 3. Farmowners multiple peril | | | | | | | | | | | | |
| 4. Homeowners multiple peril | | | | | | | | | | | | |
| 5.1 Commercial multiple peril (non-liability portion) | | | | | | | | | | | | |
| 5.2 Commercial multiple peril (liability portion) | | | | | | | | | | | | |
| 6. Mortgage guaranty | | | | | | | | | | | | |
| 8. Ocean marine | | | | | | | | | | | | |
| 9. Inland marine | | | | | | | | | | | | |
| 10. Financial guaranty | | | | | | | | | | | | |
| 11. Medical malpractice | | | | | | | | | | | | |
| 12. Earthquake | | | | | | | | | | | | |
| 13. Group accident and health | | | | | | | | | | | | |
| 14. Credit A and H (group and individual) | | | | | | | | | | | | |
| 15.1 Collectively renewable A and H | | | | | | | | | | | | |
| 15.2 Non-cancelable A and H | | | | | | | | | | | | |
| 15.3 Guaranteed renewable A and H | | | | | | | | | | | | |
| 15.4 Non-renewable for stated reasons only | | | | | | | | | | | | |
| 15.5 Other accident only | | | | | | | | | | | | |
| 15.6 All other A and H | | | | | | | | | | | | |
| 15.7 Federal employees health benefits program premium | | | | | | | | | | | | |
| 16. Workers' compensation | | | | | | | | | | | | |
| 17. Other liability | | | | | | | | | | | | |
| 18. Products liability | | | | | | | | | | | | |
| 19.1 Private passenger auto no-fault (personal injury protection) | | | | | | | | | | | | |
| 19.2 Other private passenger auto liability | | | | | | | | | | | | |
| 19.3 Commercial auto no-fault (personal injury protection) | | | | | | | | | | | | |
| 19.4 Other commercial auto liability | | | | | | | | | | | | |
| 21.1 Private passenger auto physical damage | | | | | | | | | | | | |
| 21.2 Commercial auto physical damage | | | | | | | | | | | | |
| 22. Aircraft (all perils) | | | | | | | | | | | | |
| 23. Fidelity | | | | | | | | | | | | |
| 24. Surety | | | | | | | | | | | | |
| 26. Burglary and theft | | | | | | | | | | | | |
| 27. Boiler and machinery | | | | | | | | | | | | |
| 28. Credit | | | | | | | | | | | | |
| 33. Aggregate write-ins for other lines of business | | | | | | | | | | | | |
| 34. TOTALS (a) | | | | | | | | | | | | |
| <p style="text-align: center; font-size: 48pt; font-weight: bold;">NONE</p> | | | | | | | | | | | | |
| DETAILS OF WRITE-INS | | | | | | | | | | | | |
| 3301 | | | | | | | | | | | | |
| 3302 | | | | | | | | | | | | |
| 3303 | | | | | | | | | | | | |
| 3398 | Summary of remaining write-ins for Line 33 from overflow page | | | | | | | | | | | |
| 3399 | Totals (Line 3301 through Line 3303 plus Line 3398) (Line 33 above) | | | | | | | | | | | |

(a) Finance and service charges not included in Line 1 to Line 34 \$



EXHIBIT OF PREMIUMS AND LOSSES (Statutory Page 14)
BUSINESS IN THE STATE OF MISSOURI DURING THE YEAR 2002

| Line of Business | Gross Premiums, Including Policy and Membership Fees, Less Return Premiums and Premiums on Policies not Taken | | 3 | 4 | 5 | 6 | 7 | 8 | 9 | 10 | 11 | 12 |
|---|---|-----------------------------|--|----------------------------------|--|------------------------|----------------------|--|--|--|------------------------------------|--------------------------|
| | 1 Direct Premiums Written | 2 Direct Premiums Earned | Dividends Paid or Credited to Policyholders on Direct Business | Direct Unearned Premium Reserves | Direct Losses Paid (deducting salvage) | Direct Losses Incurred | Direct Losses Unpaid | Direct Defense and Cost Containment Expense Paid | Direct Defense and Cost Containment Expense Incurred | Direct Defense and Cost Containment Expense Unpaid | Commissions and Brokerage Expenses | Taxes, Licenses and Fees |
| 1. Fire | | | | | | | | | | | | |
| 2.1 Allied lines | | | | | | | | | | | | |
| 2.2 Multiple peril crop | | | | | | | | | | | | |
| 2.3 Federal flood | | | | | | | | | | | | |
| 3. Farmowners multiple peril | | | | | | | | | | | | |
| 4. Homeowners multiple peril | | | | | | | | | | | | |
| 5.1 Commercial multiple peril (non-liability portion) | | | | | | | | | | | | |
| 5.2 Commercial multiple peril (liability portion) | | | | | | | | | | | | |
| 6. Mortgage guaranty | | | | | | | | | | | | |
| 8. Ocean marine | | | | | | | | | | | | |
| 9. Inland marine | | | | | | | | | | | | |
| 10. Financial guaranty | | | | | | | | | | | | |
| 11. Medical malpractice | | | | | | | | | | | | |
| 12. Earthquake | | | | | | | | | | | | |
| 13. Group accident and health | | | | | | | | | | | | |
| 14. Credit A and H (group and individual) | | | | | | | | | | | | |
| 15.1 Collectively renewable A and H | | | | | | | | | | | | |
| 15.2 Non-cancelable A and H | | | | | | | | | | | | |
| 15.3 Guaranteed renewable A and H | | | | | | | | | | | | |
| 15.4 Non-renewable for stated reasons only | | | | | | | | | | | | |
| 15.5 Other accident only | | | | | | | | | | | | |
| 15.6 All other A and H | | | | | | | | | | | | |
| 15.7 Federal employees health benefits program premium | | | | | | | | | | | | |
| 16. Workers' compensation | | | | | | | | | | | | |
| 17. Other liability | | | | | | | | | | | | |
| 18. Products liability | | | | | | | | | | | | |
| 19.1 Private passenger auto no-fault (personal injury protection) | | | | | | | | | | | | |
| 19.2 Other private passenger auto liability | | | | | | | | | | | | |
| 19.3 Commercial auto no-fault (personal injury protection) | | | | | | | | | | | | |
| 19.4 Other commercial auto liability | | | | | | | | | | | | |
| 21.1 Private passenger auto physical damage | | | | | | | | | | | | |
| 21.2 Commercial auto physical damage | | | | | | | | | | | | |
| 22. Aircraft (all perils) | | | | | | | | | | | | |
| 23. Fidelity | | | | | | | | | | | | |
| 24. Surety | | | | | | | | | | | | |
| 26. Burglary and theft | | | | | | | | | | | | |
| 27. Boiler and machinery | | | | | | | | | | | | |
| 28. Credit | | | | | | | | | | | | |
| 33. Aggregate write-ins for other lines of business | | | | | | | | | | | | |
| 34. TOTALS (a) | | | | | | | | | | | | |
| NONE | | | | | | | | | | | | |
| DETAILS OF WRITE-INS | | | | | | | | | | | | |
| 3301 | | | | | | | | | | | | |
| 3302 | | | | | | | | | | | | |
| 3303 | | | | | | | | | | | | |
| 3398. Summary of remaining write-ins for Line 33 from overflow page | | | | | | | | | | | | |
| 3399. Totals (Line 3301 through Line 3303 plus Line 3398) (Line 33 above) | | | | | | | | | | | | |

(a) Finance and service charges not included in Line 1 to Line 34 \$

24MO

P/C



EXHIBIT OF PREMIUMS AND LOSSES (Statutory Page 14)
BUSINESS IN THE STATE OF MONTANA DURING THE YEAR 2002

| Line of Business | Gross Premiums, Including Policy and Membership Fees, Less Return Premiums and Premiums on Policies not Taken | | 3 | 4 | 5 | 6 | 7 | 8 | 9 | 10 | 11 | 12 |
|---|---|-----------------------------|--|----------------------------------|--|------------------------|----------------------|--|--|--|------------------------------------|--------------------------|
| | 1 Direct Premiums Written | 2 Direct Premiums Earned | Dividends Paid or Credited to Policyholders on Direct Business | Direct Unearned Premium Reserves | Direct Losses Paid (deducting salvage) | Direct Losses Incurred | Direct Losses Unpaid | Direct Defense and Cost Containment Expense Paid | Direct Defense and Cost Containment Expense Incurred | Direct Defense and Cost Containment Expense Unpaid | Commissions and Brokerage Expenses | Taxes, Licenses and Fees |
| 1. Fire | | | | | | | | | | | | |
| 2.1 Allied lines | | | | | | | | | | | | |
| 2.2 Multiple peril crop | | | | | | | | | | | | |
| 2.3 Federal flood | | | | | | | | | | | | |
| 3. Farmowners multiple peril | | | | | | | | | | | | |
| 4. Homeowners multiple peril | | | | | | | | | | | | |
| 5.1 Commercial multiple peril (non-liability portion) | | | | | | | | | | | | |
| 5.2 Commercial multiple peril (liability portion) | | | | | | | | | | | | |
| 6. Mortgage guaranty | | | | | | | | | | | | |
| 8. Ocean marine | | | | | | | | | | | | |
| 9. Inland marine | | | | | | | | | | | | |
| 10. Financial guaranty | | | | | | | | | | | | |
| 11. Medical malpractice | | | | | | | | | | | | |
| 12. Earthquake | | | | | | | | | | | | |
| 13. Group accident and health | | | | | | | | | | | | |
| 14. Credit A and H (group and individual) | | | | | | | | | | | | |
| 15.1 Collectively renewable A and H | | | | | | | | | | | | |
| 15.2 Non-cancelable A and H | | | | | | | | | | | | |
| 15.3 Guaranteed renewable A and H | | | | | | | | | | | | |
| 15.4 Non-renewable for stated reasons only | | | | | | | | | | | | |
| 15.5 Other accident only | | | | | | | | | | | | |
| 15.6 All other A and H | | | | | | | | | | | | |
| 15.7 Federal employees health benefits program premium | | | | | | | | | | | | |
| 16. Workers' compensation | | | | | | | | | | | | |
| 17. Other liability | | | | | | | | | | | | |
| 18. Products liability | | | | | | | | | | | | |
| 19.1 Private passenger auto no-fault (personal injury protection) | | | | | | | | | | | | |
| 19.2 Other private passenger auto liability | | | | | | | | | | | | |
| 19.3 Commercial auto no-fault (personal injury protection) | | | | | | | | | | | | |
| 19.4 Other commercial auto liability | | | | | | | | | | | | |
| 21.1 Private passenger auto physical damage | | | | | | | | | | | | |
| 21.2 Commercial auto physical damage | | | | | | | | | | | | |
| 22. Aircraft (all perils) | | | | | | | | | | | | |
| 23. Fidelity | | | | | | | | | | | | |
| 24. Surety | | | | | | | | | | | | |
| 26. Burglary and theft | | | | | | | | | | | | |
| 27. Boiler and machinery | | | | | | | | | | | | |
| 28. Credit | | | | | | | | | | | | |
| 33. Aggregate write-ins for other lines of business | | | | | | | | | | | | |
| 34. TOTALS (a) | | | | | | | | | | | | |
| NONE | | | | | | | | | | | | |
| DETAILS OF WRITE-INS | | | | | | | | | | | | |
| 3301 | | | | | | | | | | | | |
| 3302 | | | | | | | | | | | | |
| 3303 | | | | | | | | | | | | |
| 3398. Summary of remaining write-ins for Line 33 from overflow page | | | | | | | | | | | | |
| 3399. Totals (Line 3301 through Line 3303 plus Line 3398) (Line 33 above) | | | | | | | | | | | | |

(a) Finance and service charges not included in Line 1 to Line 34 \$

24MT

P/C



EXHIBIT OF PREMIUMS AND LOSSES (Statutory Page 14)
BUSINESS IN THE STATE OF NEBRASKA DURING THE YEAR 2002

| Line of Business | Gross Premiums, Including Policy and Membership Fees, Less Return Premiums and Premiums on Policies not Taken | | 3 | 4 | 5 | 6 | 7 | 8 | 9 | 10 | 11 | 12 |
|---|---|-----------------------------|--|----------------------------------|--|------------------------|----------------------|--|--|--|------------------------------------|--------------------------|
| | 1 Direct Premiums Written | 2 Direct Premiums Earned | Dividends Paid or Credited to Policyholders on Direct Business | Direct Unearned Premium Reserves | Direct Losses Paid (deducting salvage) | Direct Losses Incurred | Direct Losses Unpaid | Direct Defense and Cost Containment Expense Paid | Direct Defense and Cost Containment Expense Incurred | Direct Defense and Cost Containment Expense Unpaid | Commissions and Brokerage Expenses | Taxes, Licenses and Fees |
| 1. Fire | | | | | | | | | | | | |
| 2.1 Allied lines | | | | | | | | | | | | |
| 2.2 Multiple peril crop | | | | | | | | | | | | |
| 2.3 Federal flood | | | | | | | | | | | | |
| 3. Farmowners multiple peril | | | | | | | | | | | | |
| 4. Homeowners multiple peril | | | | | | | | | | | | |
| 5.1 Commercial multiple peril (non-liability portion) | | | | | | | | | | | | |
| 5.2 Commercial multiple peril (liability portion) | | | | | | | | | | | | |
| 6. Mortgage guaranty | | | | | | | | | | | | |
| 8. Ocean marine | | | | | | | | | | | | |
| 9. Inland marine | | | | | | | | | | | | |
| 10. Financial guaranty | | | | | | | | | | | | |
| 11. Medical malpractice | | | | | | | | | | | | |
| 12. Earthquake | | | | | | | | | | | | |
| 13. Group accident and health | | | | | | | | | | | | |
| 14. Credit A and H (group and individual) | | | | | | | | | | | | |
| 15.1 Collectively renewable A and H | | | | | | | | | | | | |
| 15.2 Non-cancelable A and H | | | | | | | | | | | | |
| 15.3 Guaranteed renewable A and H | | | | | | | | | | | | |
| 15.4 Non-renewable for stated reasons only | | | | | | | | | | | | |
| 15.5 Other accident only | | | | | | | | | | | | |
| 15.6 All other A and H | | | | | | | | | | | | |
| 15.7 Federal employees health benefits program premium | | | | | | | | | | | | |
| 16. Workers' compensation | | | | | | | | | | | | |
| 17. Other liability | | | | | | | | | | | | |
| 18. Products liability | | | | | | | | | | | | |
| 19.1 Private passenger auto no-fault (personal injury protection) | | | | | | | | | | | | |
| 19.2 Other private passenger auto liability | | | | | | | | | | | | |
| 19.3 Commercial auto no-fault (personal injury protection) | | | | | | | | | | | | |
| 19.4 Other commercial auto liability | | | | | | | | | | | | |
| 21.1 Private passenger auto physical damage | | | | | | | | | | | | |
| 21.2 Commercial auto physical damage | | | | | | | | | | | | |
| 22. Aircraft (all perils) | | | | | | | | | | | | |
| 23. Fidelity | | | | | | | | | | | | |
| 24. Surety | | | | | | | | | | | | |
| 26. Burglary and theft | | | | | | | | | | | | |
| 27. Boiler and machinery | | | | | | | | | | | | |
| 28. Credit | | | | | | | | | | | | |
| 33. Aggregate write-ins for other lines of business | | | | | | | | | | | | |
| 34. TOTALS (a) | | | | | | | | | | | | |
| <p style="text-align: center; font-size: 48pt; font-weight: bold;">NONE</p> | | | | | | | | | | | | |
| DETAILS OF WRITE-INS | | | | | | | | | | | | |
| 3301 | | | | | | | | | | | | |
| 3302 | | | | | | | | | | | | |
| 3303 | | | | | | | | | | | | |
| 3398 | Summary of remaining write-ins for Line 33 from overflow page | | | | | | | | | | | |
| 3399 | Totals (Line 3301 through Line 3303 plus Line 3398) (Line 33 above) | | | | | | | | | | | |

(a) Finance and service charges not included in Line 1 to Line 34 \$



EXHIBIT OF PREMIUMS AND LOSSES (Statutory Page 14)
BUSINESS IN THE STATE OF NEVADA DURING THE YEAR 2002

| Line of Business | Gross Premiums, Including Policy and Membership Fees, Less Return Premiums and Premiums on Policies not Taken | | 3 Dividends Paid or Credited to Policyholders on Direct Business | 4 Direct Unearned Premium Reserves | 5 Direct Losses Paid (deducting salvage) | 6 Direct Losses Incurred | 7 Direct Losses Unpaid | 8 Direct Defense and Cost Containment Expense Paid | 9 Direct Defense and Cost Containment Expense Incurred | 10 Direct Defense and Cost Containment Expense Unpaid | 11 Commissions and Brokerage Expenses | 12 Taxes, Licenses and Fees |
|---|---|-----------------------------|---|---------------------------------------|---|-----------------------------|---------------------------|---|---|--|--|--------------------------------|
| | 1 Direct Premiums Written | 2 Direct Premiums Earned | | | | | | | | | | |
| 1. Fire | | | | | | | | | | | | |
| 2.1 Allied lines | | 189 | | | | | | | | | | |
| 2.2 Multiple peril crop | | | | | | | | | | | | |
| 2.3 Federal flood | | | | | | | | | | | | |
| 3. Farmowners multiple peril | | | | | | | | | | | | |
| 4. Homeowners multiple peril | | | | | | | | | | | | |
| 5.1 Commercial multiple peril (non-liability portion) | 7,242 | 14,059 | | 560 | | 83,903 | 196,297 | 8,707 | (7,104) | 42,333 | 1,524 | 62 |
| 5.2 Commercial multiple peril (liability portion) | 5,176 | 13,526 | | 895 | | | | | | | 1,122 | 44 |
| 6. Mortgage guaranty | | | | | | | | | | | | |
| 8. Ocean marine | | | | | | | | | | | | |
| 9. Inland marine | | | | | | | | | | | | |
| 10. Financial guaranty | | | | | | | | | | | | |
| 11. Medical malpractice | | | | | | | | | | | | |
| 12. Earthquake | | | | | | | | | | | | |
| 13. Group accident and health | | | | | | | | | | | | |
| 14. Credit A and H (group and individual) | | | | | | | | | | | | |
| 15.1 Collectively renewable A and H | | | | | | | | | | | | |
| 15.2 Non-cancelable A and H | | | | | | | | | | | | |
| 15.3 Guaranteed renewable A and H | | | | | | | | | | | | |
| 15.4 Non-renewable for stated reasons only | | | | | | | | | | | | |
| 15.5 Other accident only | | | | | | | | | | | | |
| 15.6 All other A and H | | | | | | | | | | | | |
| 15.7 Federal employees health benefits program premium | | | | | | | | | | | | |
| 16. Workers' compensation | | | | | | | | | | | | |
| 17. Other liability | 14,749 | 22,770 | | 373 | | | | | | | 3,217 | 126 |
| 18. Products liability | | | | | | | | | | | | |
| 19.1 Private passenger auto no-fault (personal injury protection) | | | | | | | | | | | | |
| 19.2 Other private passenger auto liability | | | | | | | | | | | | |
| 19.3 Commercial auto no-fault (personal injury protection) | | | | | | | | | | | | |
| 19.4 Other commercial auto liability | 5,506 | 29,467 | | | | | | | | | 1,227 | 47 |
| 21.1 Private passenger auto physical damage | | | | | | | | | | | | |
| 21.2 Commercial auto physical damage | 305 | 3,749 | | | | | | | | | 68 | 3 |
| 22. Aircraft (all perils) | | | | | | | | | | | | |
| 23. Fidelity | | | | | | | | | | | | |
| 24. Surety | | | | | | | | | | | | |
| 26. Burglary and theft | | | | | | | | | | | | |
| 27. Boiler and machinery | | | | | | | | | | | | |
| 28. Credit | | | | | | | | | | | | |
| 33. Aggregate write-ins for other lines of business | | | | | | | | | | | | |
| 34. TOTALS (a) | 32,978 | 83,760 | | 1,828 | | 83,903 | 196,297 | 8,707 | (7,104) | 42,333 | 7,158 | 282 |
| DETAILS OF WRITE-INS | | | | | | | | | | | | |
| 3301 | | | | | | | | | | | | |
| 3302 | | | | | | | | | | | | |
| 3303 | | | | | | | | | | | | |
| 3398. Summary of remaining write-ins for Line 33 from overflow page | | | | | | | | | | | | |
| 3399. Totals (Line 3301 through Line 3303 plus Line 3398) (Line 33 above) | | | | | | | | | | | | |

(a) Finance and service charges not included in Line 1 to Line 34 \$

24NV

P/C



EXHIBIT OF PREMIUMS AND LOSSES (Statutory Page 14)
BUSINESS IN THE STATE OF NEW HAMPSHIRE DURING THE YEAR 2002

| Line of Business | Gross Premiums, Including Policy and Membership Fees, Less Return Premiums and Premiums on Policies not Taken | | 3 | 4 | 5 | 6 | 7 | 8 | 9 | 10 | 11 | 12 |
|---|---|-----------------------------|--|----------------------------------|--|------------------------|----------------------|--|--|--|------------------------------------|--------------------------|
| | 1 Direct Premiums Written | 2 Direct Premiums Earned | Dividends Paid or Credited to Policyholders on Direct Business | Direct Unearned Premium Reserves | Direct Losses Paid (deducting salvage) | Direct Losses Incurred | Direct Losses Unpaid | Direct Defense and Cost Containment Expense Paid | Direct Defense and Cost Containment Expense Incurred | Direct Defense and Cost Containment Expense Unpaid | Commissions and Brokerage Expenses | Taxes, Licenses and Fees |
| 1. Fire | | | | | | | | | | | | |
| 2.1 Allied lines | | | | | | | | | | | | |
| 2.2 Multiple peril crop | | | | | | | | | | | | |
| 2.3 Federal flood | | | | | | | | | | | | |
| 3. Farmowners multiple peril | | | | | | | | | | | | |
| 4. Homeowners multiple peril | | | | | | | | | | | | |
| 5.1 Commercial multiple peril (non-liability portion) | | | | | | | | | | | | |
| 5.2 Commercial multiple peril (liability portion) | | | | | | | | | | | | |
| 6. Mortgage guaranty | | | | | | | | | | | | |
| 8. Ocean marine | | | | | | | | | | | | |
| 9. Inland marine | | | | | | | | | | | | |
| 10. Financial guaranty | | | | | | | | | | | | |
| 11. Medical malpractice | | | | | | | | | | | | |
| 12. Earthquake | | | | | | | | | | | | |
| 13. Group accident and health | | | | | | | | | | | | |
| 14. Credit A and H (group and individual) | | | | | | | | | | | | |
| 15.1 Collectively renewable A and H | | | | | | | | | | | | |
| 15.2 Non-cancelable A and H | | | | | | | | | | | | |
| 15.3 Guaranteed renewable A and H | | | | | | | | | | | | |
| 15.4 Non-renewable for stated reasons only | | | | | | | | | | | | |
| 15.5 Other accident only | | | | | | | | | | | | |
| 15.6 All other A and H | | | | | | | | | | | | |
| 15.7 Federal employees health benefits program premium | | | | | | | | | | | | |
| 16. Workers' compensation | | | | | | | | | | | | |
| 17. Other liability | | | | | | | | | | | | |
| 18. Products liability | | | | | | | | | | | | |
| 19.1 Private passenger auto no-fault (personal injury protection) | | | | | | | | | | | | |
| 19.2 Other private passenger auto liability | | | | | | | | | | | | |
| 19.3 Commercial auto no-fault (personal injury protection) | | | | | | | | | | | | |
| 19.4 Other commercial auto liability | | | | | | | | | | | | |
| 21.1 Private passenger auto physical damage | | | | | | | | | | | | |
| 21.2 Commercial auto physical damage | | | | | | | | | | | | |
| 22. Aircraft (all perils) | | | | | | | | | | | | |
| 23. Fidelity | | | | | | | | | | | | |
| 24. Surety | | | | | | | | | | | | |
| 26. Burglary and theft | | | | | | | | | | | | |
| 27. Boiler and machinery | | | | | | | | | | | | |
| 28. Credit | | | | | | | | | | | | |
| 33. Aggregate write-ins for other lines of business | | | | | | | | | | | | |
| 34. TOTALS (a) | | | | | | | | | | | | |
| <p style="text-align: center; font-size: 48pt; font-weight: bold;">NONE</p> | | | | | | | | | | | | |
| DETAILS OF WRITE-INS | | | | | | | | | | | | |
| 3301 | | | | | | | | | | | | |
| 3302 | | | | | | | | | | | | |
| 3303 | | | | | | | | | | | | |
| 3398 | Summary of remaining write-ins for Line 33 from overflow page | | | | | | | | | | | |
| 3399 | Totals (Line 3301 through Line 3303 plus Line 3398) (Line 33 above) | | | | | | | | | | | |

(a) Finance and service charges not included in Line 1 to Line 34 \$



EXHIBIT OF PREMIUMS AND LOSSES (Statutory Page 14)
BUSINESS IN THE STATE OF NEW JERSEY DURING THE YEAR 2002

| Line of Business | Gross Premiums, Including Policy and Membership Fees, Less Return Premiums and Premiums on Policies not Taken | | 3 | 4 | 5 | 6 | 7 | 8 | 9 | 10 | 11 | 12 |
|---|---|-----------------------------|--|----------------------------------|--|------------------------|----------------------|--|--|--|------------------------------------|--------------------------|
| | 1 Direct Premiums Written | 2 Direct Premiums Earned | Dividends Paid or Credited to Policyholders on Direct Business | Direct Unearned Premium Reserves | Direct Losses Paid (deducting salvage) | Direct Losses Incurred | Direct Losses Unpaid | Direct Defense and Cost Containment Expense Paid | Direct Defense and Cost Containment Expense Incurred | Direct Defense and Cost Containment Expense Unpaid | Commissions and Brokerage Expenses | Taxes, Licenses and Fees |
| 1. Fire | | | | | | | | | | | | |
| 2.1 Allied lines | | | | | | | | | | | | |
| 2.2 Multiple peril crop | | | | | | | | | | | | |
| 2.3 Federal flood | | | | | | | | | | | | |
| 3. Farmowners multiple peril | | | | | | | | | | | | |
| 4. Homeowners multiple peril | | | | | | | | | | | | |
| 5.1 Commercial multiple peril (non-liability portion) | | | | | | | | | | | | |
| 5.2 Commercial multiple peril (liability portion) | | | | | | | | | | | | |
| 6. Mortgage guaranty | | | | | | | | | | | | |
| 8. Ocean marine | | | | | | | | | | | | |
| 9. Inland marine | | | | | | | | | | | | |
| 10. Financial guaranty | | | | | | | | | | | | |
| 11. Medical malpractice | | | | | | | | | | | | |
| 12. Earthquake | | | | | | | | | | | | |
| 13. Group accident and health | | | | | | | | | | | | |
| 14. Credit A and H (group and individual) | | | | | | | | | | | | |
| 15.1 Collectively renewable A and H | | | | | | | | | | | | |
| 15.2 Non-cancelable A and H | | | | | | | | | | | | |
| 15.3 Guaranteed renewable A and H | | | | | | | | | | | | |
| 15.4 Non-renewable for stated reasons only | | | | | | | | | | | | |
| 15.5 Other accident only | | | | | | | | | | | | |
| 15.6 All other A and H | | | | | | | | | | | | |
| 15.7 Federal employees health benefits program premium | | | | | | | | | | | | |
| 16. Workers' compensation | | | | | | | | | | | | |
| 17. Other liability | | | | | | | | | | | | |
| 18. Products liability | | | | | | | | | | | | |
| 19.1 Private passenger auto no-fault (personal injury protection) | | | | | | | | | | | | |
| 19.2 Other private passenger auto liability | | | | | | | | | | | | |
| 19.3 Commercial auto no-fault (personal injury protection) | | | | | | | | | | | | |
| 19.4 Other commercial auto liability | | | | | | | | | | | | |
| 21.1 Private passenger auto physical damage | | | | | | | | | | | | |
| 21.2 Commercial auto physical damage | | | | | | | | | | | | |
| 22. Aircraft (all perils) | | | | | | | | | | | | |
| 23. Fidelity | | | | | | | | | | | | |
| 24. Surety | | | | | | | | | | | | |
| 26. Burglary and theft | | | | | | | | | | | | |
| 27. Boiler and machinery | | | | | | | | | | | | |
| 28. Credit | | | | | | | | | | | | |
| 33. Aggregate write-ins for other lines of business | | | | | | | | | | | | |
| 34. TOTALS (a) | | | | | | | | | | | | |
| NONE | | | | | | | | | | | | |
| DETAILS OF WRITE-INS | | | | | | | | | | | | |
| 3301 | | | | | | | | | | | | |
| 3302 | | | | | | | | | | | | |
| 3303 | | | | | | | | | | | | |
| 3398. Summary of remaining write-ins for Line 33 from overflow page | | | | | | | | | | | | |
| 3399. Totals (Line 3301 through Line 3303 plus Line 3398) (Line 33 above) | | | | | | | | | | | | |

(a) Finance and service charges not included in Line 1 to Line 34 \$

24NJ

P/C



EXHIBIT OF PREMIUMS AND LOSSES (Statutory Page 14)
BUSINESS IN THE STATE OF NEW MEXICO DURING THE YEAR 2002

| Line of Business | Gross Premiums, Including Policy and Membership Fees, Less Return Premiums and Premiums on Policies not Taken | | 3 | 4 | 5 | 6 | 7 | 8 | 9 | 10 | 11 | 12 |
|---|---|-----------------------------|--|----------------------------------|--|------------------------|----------------------|--|--|--|------------------------------------|--------------------------|
| | 1 Direct Premiums Written | 2 Direct Premiums Earned | Dividends Paid or Credited to Policyholders on Direct Business | Direct Unearned Premium Reserves | Direct Losses Paid (deducting salvage) | Direct Losses Incurred | Direct Losses Unpaid | Direct Defense and Cost Containment Expense Paid | Direct Defense and Cost Containment Expense Incurred | Direct Defense and Cost Containment Expense Unpaid | Commissions and Brokerage Expenses | Taxes, Licenses and Fees |
| 1. Fire | | | | | | | | | | | | |
| 2.1 Allied lines | | | | | | | | | | | | |
| 2.2 Multiple peril crop | | | | | | | | | | | | |
| 2.3 Federal flood | | | | | | | | | | | | |
| 3. Farmowners multiple peril | | | | | | | | | | | | |
| 4. Homeowners multiple peril | | | | | | | | | | | | |
| 5.1 Commercial multiple peril (non-liability portion) | | | | | | | | | | | | |
| 5.2 Commercial multiple peril (liability portion) | | | | | | | | | | | | |
| 6. Mortgage guaranty | | | | | | | | | | | | |
| 8. Ocean marine | | | | | | | | | | | | |
| 9. Inland marine | | | | | | | | | | | | |
| 10. Financial guaranty | | | | | | | | | | | | |
| 11. Medical malpractice | | | | | | | | | | | | |
| 12. Earthquake | | | | | | | | | | | | |
| 13. Group accident and health | | | | | | | | | | | | |
| 14. Credit A and H (group and individual) | | | | | | | | | | | | |
| 15.1 Collectively renewable A and H | | | | | | | | | | | | |
| 15.2 Non-cancelable A and H | | | | | | | | | | | | |
| 15.3 Guaranteed renewable A and H | | | | | | | | | | | | |
| 15.4 Non-renewable for stated reasons only | | | | | | | | | | | | |
| 15.5 Other accident only | | | | | | | | | | | | |
| 15.6 All other A and H | | | | | | | | | | | | |
| 15.7 Federal employees health benefits program premium | | | | | | | | | | | | |
| 16. Workers' compensation | | | | | | | | | | | | |
| 17. Other liability | | | | | | | | | | | | |
| 18. Products liability | | | | | | | | | | | | |
| 19.1 Private passenger auto no-fault (personal injury protection) | | | | | | | | | | | | |
| 19.2 Other private passenger auto liability | | | | | | | | | | | | |
| 19.3 Commercial auto no-fault (personal injury protection) | | | | | | | | | | | | |
| 19.4 Other commercial auto liability | | | | | | | | | | | | |
| 21.1 Private passenger auto physical damage | | | | | | | | | | | | |
| 21.2 Commercial auto physical damage | | | | | | | | | | | | |
| 22. Aircraft (all perils) | | | | | | | | | | | | |
| 23. Fidelity | | | | | | | | | | | | |
| 24. Surety | | | | | | | | | | | | |
| 26. Burglary and theft | | | | | | | | | | | | |
| 27. Boiler and machinery | | | | | | | | | | | | |
| 28. Credit | | | | | | | | | | | | |
| 33. Aggregate write-ins for other lines of business | | | | | | | | | | | | |
| 34. TOTALS (a) | | | | | | | | | | | | |
| <p style="text-align: center; font-size: 48pt; font-weight: bold;">NONE</p> | | | | | | | | | | | | |
| DETAILS OF WRITE-INS | | | | | | | | | | | | |
| 3301 | | | | | | | | | | | | |
| 3302 | | | | | | | | | | | | |
| 3303 | | | | | | | | | | | | |
| 3398 | Summary of remaining write-ins for Line 33 from overflow page | | | | | | | | | | | |
| 3399 | Totals (Line 3301 through Line 3303 plus Line 3398) (Line 33 above) | | | | | | | | | | | |

(a) Finance and service charges not included in Line 1 to Line 34 \$

24NM

P/C



EXHIBIT OF PREMIUMS AND LOSSES (Statutory Page 14)
BUSINESS IN THE STATE OF NEW YORK DURING THE YEAR 2002

| Line of Business | Gross Premiums, Including Policy and Membership Fees, Less Return Premiums and Premiums on Policies not Taken | | 3 | 4 | 5 | 6 | 7 | 8 | 9 | 10 | 11 | 12 |
|---|---|-----------------------------|--|----------------------------------|--|------------------------|----------------------|--|--|--|------------------------------------|--------------------------|
| | 1 Direct Premiums Written | 2 Direct Premiums Earned | Dividends Paid or Credited to Policyholders on Direct Business | Direct Unearned Premium Reserves | Direct Losses Paid (deducting salvage) | Direct Losses Incurred | Direct Losses Unpaid | Direct Defense and Cost Containment Expense Paid | Direct Defense and Cost Containment Expense Incurred | Direct Defense and Cost Containment Expense Unpaid | Commissions and Brokerage Expenses | Taxes, Licenses and Fees |
| 1. Fire | | | | | | | | | | | | |
| 2.1 Allied lines | | | | | | | | | | | | |
| 2.2 Multiple peril crop | | | | | | | | | | | | |
| 2.3 Federal flood | | | | | | | | | | | | |
| 3. Farmowners multiple peril | | | | | | | | | | | | |
| 4. Homeowners multiple peril | | | | | | | | | | | | |
| 5.1 Commercial multiple peril (non-liability portion) | | | | | | | | | | | | |
| 5.2 Commercial multiple peril (liability portion) | | | | | | | | | | | | |
| 6. Mortgage guaranty | | | | | | | | | | | | |
| 8. Ocean marine | | | | | | | | | | | | |
| 9. Inland marine | | | | | | | | | | | | |
| 10. Financial guaranty | | | | | | | | | | | | |
| 11. Medical malpractice | | | | | | | | | | | | |
| 12. Earthquake | | | | | | | | | | | | |
| 13. Group accident and health | | | | | | | | | | | | |
| 14. Credit A and H (group and individual) | | | | | | | | | | | | |
| 15.1 Collectively renewable A and H | | | | | | | | | | | | |
| 15.2 Non-cancelable A and H | | | | | | | | | | | | |
| 15.3 Guaranteed renewable A and H | | | | | | | | | | | | |
| 15.4 Non-renewable for stated reasons only | | | | | | | | | | | | |
| 15.5 Other accident only | | | | | | | | | | | | |
| 15.6 All other A and H | | | | | | | | | | | | |
| 15.7 Federal employees health benefits program premium | | | | | | | | | | | | |
| 16. Workers' compensation | | | | | | | | | | | | |
| 17. Other liability | | | | | | | | | | | | |
| 18. Products liability | | | | | | | | | | | | |
| 19.1 Private passenger auto no-fault (personal injury protection) | | | | | | | | | | | | |
| 19.2 Other private passenger auto liability | | | | | | | | | | | | |
| 19.3 Commercial auto no-fault (personal injury protection) | | | | | | | | | | | | |
| 19.4 Other commercial auto liability | | | | | | | | | | | | |
| 21.1 Private passenger auto physical damage | | | | | | | | | | | | |
| 21.2 Commercial auto physical damage | | | | | | | | | | | | |
| 22. Aircraft (all perils) | | | | | | | | | | | | |
| 23. Fidelity | | | | | | | | | | | | |
| 24. Surety | | | | | | | | | | | | |
| 26. Burglary and theft | | | | | | | | | | | | |
| 27. Boiler and machinery | | | | | | | | | | | | |
| 28. Credit | | | | | | | | | | | | |
| 33. Aggregate write-ins for other lines of business | | | | | | | | | | | | |
| 34. TOTALS (a) | | | | | | | | | | | | |
| NONE | | | | | | | | | | | | |
| DETAILS OF WRITE-INS | | | | | | | | | | | | |
| 3301 | | | | | | | | | | | | |
| 3302 | | | | | | | | | | | | |
| 3303 | | | | | | | | | | | | |
| 3398. Summary of remaining write-ins for Line 33 from overflow page | | | | | | | | | | | | |
| 3399. Totals (Line 3301 through Line 3303 plus Line 3398) (Line 33 above) | | | | | | | | | | | | |

(a) Finance and service charges not included in Line 1 to Line 34 \$

24NY

P/C



EXHIBIT OF PREMIUMS AND LOSSES (Statutory Page 14)
BUSINESS IN THE STATE OF NORTH CAROLINA DURING THE YEAR 2002

| Line of Business | Gross Premiums, Including Policy and Membership Fees, Less Return Premiums and Premiums on Policies not Taken | | 3 Dividends Paid or Credited to Policyholders on Direct Business | 4 Direct Unearned Premium Reserves | 5 Direct Losses Paid (deducting salvage) | 6 Direct Losses Incurred | 7 Direct Losses Unpaid | 8 Direct Defense and Cost Containment Expense Paid | 9 Direct Defense and Cost Containment Expense Incurred | 10 Direct Defense and Cost Containment Expense Unpaid | 11 Commissions and Brokerage Expenses | 12 Taxes, Licenses and Fees |
|---|---|-----------------------------|---|---------------------------------------|---|-----------------------------|---------------------------|---|---|--|--|--------------------------------|
| | 1 Direct Premiums Written | 2 Direct Premiums Earned | | | | | | | | | | |
| 1. Fire | | | | | | | | | | | | |
| 2.1 Allied lines | | | | | | | | | | | | |
| 2.2 Multiple peril crop | | | | | | | | | | | | |
| 2.3 Federal flood | | | | | | | | | | | | |
| 3. Farmowners multiple peril | | | | | | | | | | | | |
| 4. Homeowners multiple peril | | | | | | | | | | | | |
| 5.1 Commercial multiple peril (non-liability portion) | | | | | | | | | | | | |
| 5.2 Commercial multiple peril (liability portion) | | | | | | | | | | | | |
| 6. Mortgage guaranty | | | | | | | | | | | | |
| 8. Ocean marine | | | | | | | | | | | | |
| 9. Inland marine | | | | | | | | | | | | |
| 10. Financial guaranty | | | | | | | | | | | | |
| 11. Medical malpractice | | | | | | | | | | | | |
| 12. Earthquake | | | | | | | | | | | | |
| 13. Group accident and health | | | | | | | | | | | | |
| 14. Credit A and H (group and individual) | | | | | | | | | | | | |
| 15.1 Collectively renewable A and H | | | | | | | | | | | | |
| 15.2 Non-cancelable A and H | | | | | | | | | | | | |
| 15.3 Guaranteed renewable A and H | | | | | | | | | | | | |
| 15.4 Non-renewable for stated reasons only | | | | | | | | | | | | |
| 15.5 Other accident only | | | | | | | | | | | | |
| 15.6 All other A and H | | | | | | | | | | | | |
| 15.7 Federal employees health benefits program premium | | | | | | | | | | | | |
| 16. Workers' compensation | 2,571 | 2,959 | | | | (712) | 1,072 | | (163) | 126 | 257 | 232 |
| 17. Other liability | 1,155 | 557 | | 598 | | | | | | | 201 | 10 |
| 18. Products liability | | | | | | | | | | | | |
| 19.1 Private passenger auto no-fault (personal injury protection) | | | | | | | | | | | | |
| 19.2 Other private passenger auto liability | | | | | | | | | | | | |
| 19.3 Commercial auto no-fault (personal injury protection) | | | | | | | | | | | | |
| 19.4 Other commercial auto liability | 14,575 | 84,650 | | | 13,755 | (3,213) | | | (204) | | 3,249 | 124 |
| 21.1 Private passenger auto physical damage | | | | | | | | | | | | |
| 21.2 Commercial auto physical damage | 4,186 | 28,413 | | | 64,805 | (43,079) | 15,687 | 1,262 | 1,162 | 400 | 933 | 36 |
| 22. Aircraft (all perils) | | | | | | | | | | | | |
| 23. Fidelity | | | | | | | | | | | | |
| 24. Surety | | | | | | | | | | | | |
| 26. Burglary and theft | | | | | | | | | | | | |
| 27. Boiler and machinery | | | | | | | | | | | | |
| 28. Credit | | | | | | | | | | | | |
| 33. Aggregate write-ins for other lines of business | | | | | | | | | | | | |
| 34. TOTALS (a) | 22,487 | 116,579 | | 598 | 78,560 | (47,004) | 16,759 | 1,262 | 795 | 526 | 4,640 | 402 |
| DETAILS OF WRITE-INS | | | | | | | | | | | | |
| 3301 | | | | | | | | | | | | |
| 3302 | | | | | | | | | | | | |
| 3303 | | | | | | | | | | | | |
| 3398. Summary of remaining write-ins for Line 33 from overflow page | | | | | | | | | | | | |
| 3399. Totals (Line 3301 through Line 3303 plus Line 3398) (Line 33 above) | | | | | | | | | | | | |

(a) Finance and service charges not included in Line 1 to Line 34 \$.....

24NC

P/C



EXHIBIT OF PREMIUMS AND LOSSES (Statutory Page 14)
BUSINESS IN THE STATE OF NORTH DAKOTA DURING THE YEAR 2002

| Line of Business | Gross Premiums, Including Policy and Membership Fees, Less Return Premiums and Premiums on Policies not Taken | | 3 | 4 | 5 | 6 | 7 | 8 | 9 | 10 | 11 | 12 |
|---|---|-----------------------------|--|----------------------------------|--|------------------------|----------------------|--|--|--|------------------------------------|--------------------------|
| | 1 Direct Premiums Written | 2 Direct Premiums Earned | Dividends Paid or Credited to Policyholders on Direct Business | Direct Unearned Premium Reserves | Direct Losses Paid (deducting salvage) | Direct Losses Incurred | Direct Losses Unpaid | Direct Defense and Cost Containment Expense Paid | Direct Defense and Cost Containment Expense Incurred | Direct Defense and Cost Containment Expense Unpaid | Commissions and Brokerage Expenses | Taxes, Licenses and Fees |
| 1. Fire | | | | | | | | | | | | |
| 2.1 Allied lines | | | | | | | | | | | | |
| 2.2 Multiple peril crop | | | | | | | | | | | | |
| 2.3 Federal flood | | | | | | | | | | | | |
| 3. Farmowners multiple peril | | | | | | | | | | | | |
| 4. Homeowners multiple peril | | | | | | | | | | | | |
| 5.1 Commercial multiple peril (non-liability portion) | | | | | | | | | | | | |
| 5.2 Commercial multiple peril (liability portion) | | | | | | | | | | | | |
| 6. Mortgage guaranty | | | | | | | | | | | | |
| 8. Ocean marine | | | | | | | | | | | | |
| 9. Inland marine | | | | | | | | | | | | |
| 10. Financial guaranty | | | | | | | | | | | | |
| 11. Medical malpractice | | | | | | | | | | | | |
| 12. Earthquake | | | | | | | | | | | | |
| 13. Group accident and health | | | | | | | | | | | | |
| 14. Credit A and H (group and individual) | | | | | | | | | | | | |
| 15.1 Collectively renewable A and H | | | | | | | | | | | | |
| 15.2 Non-cancelable A and H | | | | | | | | | | | | |
| 15.3 Guaranteed renewable A and H | | | | | | | | | | | | |
| 15.4 Non-renewable for stated reasons only | | | | | | | | | | | | |
| 15.5 Other accident only | | | | | | | | | | | | |
| 15.6 All other A and H | | | | | | | | | | | | |
| 15.7 Federal employees health benefits program premium | | | | | | | | | | | | |
| 16. Workers' compensation | | | | | | | | | | | | |
| 17. Other liability | | | | | | | | | | | | |
| 18. Products liability | | | | | | | | | | | | |
| 19.1 Private passenger auto no-fault (personal injury protection) | | | | | | | | | | | | |
| 19.2 Other private passenger auto liability | | | | | | | | | | | | |
| 19.3 Commercial auto no-fault (personal injury protection) | | | | | | | | | | | | |
| 19.4 Other commercial auto liability | | | | | | | | | | | | |
| 21.1 Private passenger auto physical damage | | | | | | | | | | | | |
| 21.2 Commercial auto physical damage | | | | | | | | | | | | |
| 22. Aircraft (all perils) | | | | | | | | | | | | |
| 23. Fidelity | | | | | | | | | | | | |
| 24. Surety | | | | | | | | | | | | |
| 26. Burglary and theft | | | | | | | | | | | | |
| 27. Boiler and machinery | | | | | | | | | | | | |
| 28. Credit | | | | | | | | | | | | |
| 33. Aggregate write-ins for other lines of business | | | | | | | | | | | | |
| 34. TOTALS (a) | | | | | | | | | | | | |
| NONE | | | | | | | | | | | | |
| DETAILS OF WRITE-INS | | | | | | | | | | | | |
| 3301 | | | | | | | | | | | | |
| 3302 | | | | | | | | | | | | |
| 3303 | | | | | | | | | | | | |
| 3398. Summary of remaining write-ins for Line 33 from overflow page | | | | | | | | | | | | |
| 3399. Totals (Line 3301 through Line 3303 plus Line 3398) (Line 33 above) | | | | | | | | | | | | |

(a) Finance and service charges not included in Line 1 to Line 34 \$



EXHIBIT OF PREMIUMS AND LOSSES (Statutory Page 14)
BUSINESS IN THE STATE OF OHIO DURING THE YEAR 2002

| Line of Business | Gross Premiums, Including Policy and Membership Fees, Less Return Premiums and Premiums on Policies not Taken | | 3 Dividends Paid or Credited to Policyholders on Direct Business | 4 Direct Unearned Premium Reserves | 5 Direct Losses Paid (deducting salvage) | 6 Direct Losses Incurred | 7 Direct Losses Unpaid | 8 Direct Defense and Cost Containment Expense Paid | 9 Direct Defense and Cost Containment Expense Incurred | 10 Direct Defense and Cost Containment Expense Unpaid | 11 Commissions and Brokerage Expenses | 12 Taxes, Licenses and Fees |
|---|---|-----------------------------|---|---------------------------------------|---|-----------------------------|---------------------------|---|---|--|--|--------------------------------|
| | 1 Direct Premiums Written | 2 Direct Premiums Earned | | | | | | | | | | |
| 1. Fire | | | | | | | | | | | | |
| 2.1 Allied lines | | | | | | | | | | | | |
| 2.2 Multiple peril crop | | | | | | | | | | | | |
| 2.3 Federal flood | | | | | | | | | | | | |
| 3. Farmowners multiple peril | | | | | | | | | | | | |
| 4. Homeowners multiple peril | | | | | | | | | | | | |
| 5.1 Commercial multiple peril (non-liability portion) | | | | | | | | | | | | |
| 5.2 Commercial multiple peril (liability portion) | | | | | | | | | | | | |
| 6. Mortgage guaranty | | | | | | | | | | | | |
| 8. Ocean marine | | | | | | | | | | | | |
| 9. Inland marine | | | | | | | | | | | | |
| 10. Financial guaranty | | | | | | | | | | | | |
| 11. Medical malpractice | | | | | | | | | | | | |
| 12. Earthquake | | | | | | | | | | | | |
| 13. Group accident and health | | | | | | | | | | | | |
| 14. Credit A and H (group and individual) | | | | | | | | | | | | |
| 15.1 Collectively renewable A and H | | | | | | | | | | | | |
| 15.2 Non-cancelable A and H | | | | | | | | | | | | |
| 15.3 Guaranteed renewable A and H | | | | | | | | | | | | |
| 15.4 Non-renewable for stated reasons only | | | | | | | | | | | | |
| 15.5 Other accident only | | | | | | | | | | | | |
| 15.6 All other A and H | | | | | | | | | | | | |
| 15.7 Federal employees health benefits program premium | | | | | | | | | | | | |
| 16. Workers' compensation | | | | | | | | | | | | |
| 17. Other liability | | | | | (27) | 647,595 | 1,688,710 | 12,305 | 43,947 | 218,133 | | |
| 18. Products liability | | | | | | | | | | | | |
| 19.1 Private passenger auto no-fault (personal injury protection) | | | | | | | | | | | | |
| 19.2 Other private passenger auto liability | | | | | | | | | | | | |
| 19.3 Commercial auto no-fault (personal injury protection) | | | | | | | | | | | | |
| 19.4 Other commercial auto liability | | | | | | | | | | | | |
| 21.1 Private passenger auto physical damage | | | | | | | | | | | | |
| 21.2 Commercial auto physical damage | | | | | | | | | | | | |
| 22. Aircraft (all perils) | | | | | | | | | | | | |
| 23. Fidelity | | | | | | | | | | | | |
| 24. Surety | | | | | | | | | | | | |
| 26. Burglary and theft | | | | | | | | | | | | |
| 27. Boiler and machinery | | | | | | | | | | | | |
| 28. Credit | | | | | | | | | | | | |
| 33. Aggregate write-ins for other lines of business | | | | | | | | | | | | |
| 34. TOTALS (a) | | | | | (27) | 647,595 | 1,688,710 | 12,305 | 43,947 | 218,133 | | |
| DETAILS OF WRITE-INS | | | | | | | | | | | | |
| 3301 | | | | | | | | | | | | |
| 3302 | | | | | | | | | | | | |
| 3303 | | | | | | | | | | | | |
| 3398. Summary of remaining write-ins for Line 33 from overflow page | | | | | | | | | | | | |
| 3399. Totals (Line 3301 through Line 3303 plus Line 3398) (Line 33 above) | | | | | | | | | | | | |

(a) Finance and service charges not included in Line 1 to Line 34 \$

240H

P/C



EXHIBIT OF PREMIUMS AND LOSSES (Statutory Page 14)
BUSINESS IN THE STATE OF OKLAHOMA DURING THE YEAR 2002

| Line of Business | Gross Premiums, Including Policy and Membership Fees, Less Return Premiums and Premiums on Policies not Taken | | 3 | 4 | 5 | 6 | 7 | 8 | 9 | 10 | 11 | 12 |
|---|---|-----------------------------|--|----------------------------------|--|------------------------|----------------------|--|--|--|------------------------------------|--------------------------|
| | 1 Direct Premiums Written | 2 Direct Premiums Earned | Dividends Paid or Credited to Policyholders on Direct Business | Direct Unearned Premium Reserves | Direct Losses Paid (deducting salvage) | Direct Losses Incurred | Direct Losses Unpaid | Direct Defense and Cost Containment Expense Paid | Direct Defense and Cost Containment Expense Incurred | Direct Defense and Cost Containment Expense Unpaid | Commissions and Brokerage Expenses | Taxes, Licenses and Fees |
| 1. Fire | | | | | | | | | | | | |
| 2.1 Allied lines | | | | | | | | | | | | |
| 2.2 Multiple peril crop | | | | | | | | | | | | |
| 2.3 Federal flood | | | | | | | | | | | | |
| 3. Farmowners multiple peril | | | | | | | | | | | | |
| 4. Homeowners multiple peril | | | | | | | | | | | | |
| 5.1 Commercial multiple peril (non-liability portion) | | | | | | | | | | | | |
| 5.2 Commercial multiple peril (liability portion) | | | | | | | | | | | | |
| 6. Mortgage guaranty | | | | | | | | | | | | |
| 8. Ocean marine | | | | | | | | | | | | |
| 9. Inland marine | | | | | | | | | | | | |
| 10. Financial guaranty | | | | | | | | | | | | |
| 11. Medical malpractice | | | | | | | | | | | | |
| 12. Earthquake | | | | | | | | | | | | |
| 13. Group accident and health | | | | | | | | | | | | |
| 14. Credit A and H (group and individual) | | | | | | | | | | | | |
| 15.1 Collectively renewable A and H | | | | | | | | | | | | |
| 15.2 Non-cancelable A and H | | | | | | | | | | | | |
| 15.3 Guaranteed renewable A and H | | | | | | | | | | | | |
| 15.4 Non-renewable for stated reasons only | | | | | | | | | | | | |
| 15.5 Other accident only | | | | | | | | | | | | |
| 15.6 All other A and H | | | | | | | | | | | | |
| 15.7 Federal employees health benefits program premium | | | | | | | | | | | | |
| 16. Workers' compensation | | | | | | | | | | | | |
| 17. Other liability | | | | | | | | | | | | |
| 18. Products liability | | | | | | | | | | | | |
| 19.1 Private passenger auto no-fault (personal injury protection) | | | | | | | | | | | | |
| 19.2 Other private passenger auto liability | | | | | | | | | | | | |
| 19.3 Commercial auto no-fault (personal injury protection) | | | | | | | | | | | | |
| 19.4 Other commercial auto liability | | | | | | | | | | | | |
| 21.1 Private passenger auto physical damage | | | | | | | | | | | | |
| 21.2 Commercial auto physical damage | | | | | | | | | | | | |
| 22. Aircraft (all perils) | | | | | | | | | | | | |
| 23. Fidelity | | | | | | | | | | | | |
| 24. Surety | | | | | | | | | | | | |
| 26. Burglary and theft | | | | | | | | | | | | |
| 27. Boiler and machinery | | | | | | | | | | | | |
| 28. Credit | | | | | | | | | | | | |
| 33. Aggregate write-ins for other lines of business | | | | | | | | | | | | |
| 34. TOTALS (a) | | | | | | | | | | | | |
| <p style="text-align: center; font-size: 48pt; font-weight: bold;">NONE</p> | | | | | | | | | | | | |
| DETAILS OF WRITE-INS | | | | | | | | | | | | |
| 3301 | | | | | | | | | | | | |
| 3302 | | | | | | | | | | | | |
| 3303 | | | | | | | | | | | | |
| 3398 | Summary of remaining write-ins for Line 33 from overflow page | | | | | | | | | | | |
| 3399 | Totals (Line 3301 through Line 3303 plus Line 3398) (Line 33 above) | | | | | | | | | | | |

(a) Finance and service charges not included in Line 1 to Line 34 \$

24OK

P/C



EXHIBIT OF PREMIUMS AND LOSSES (Statutory Page 14)
BUSINESS IN THE STATE OF OREGON DURING THE YEAR 2002

| Line of Business | Gross Premiums, Including Policy and Membership Fees, Less Return Premiums and Premiums on Policies not Taken | | 3 Dividends Paid or Credited to Policyholders on Direct Business | 4 Direct Unearned Premium Reserves | 5 Direct Losses Paid (deducting salvage) | 6 Direct Losses Incurred | 7 Direct Losses Unpaid | 8 Direct Defense and Cost Containment Expense Paid | 9 Direct Defense and Cost Containment Expense Incurred | 10 Direct Defense and Cost Containment Expense Unpaid | 11 Commissions and Brokerage Expenses | 12 Taxes, Licenses and Fees |
|---|---|-----------------------------|---|---------------------------------------|---|-----------------------------|---------------------------|---|---|--|--|--------------------------------|
| | 1 Direct Premiums Written | 2 Direct Premiums Earned | | | | | | | | | | |
| 1. Fire | | | | | | | | | | | | |
| 2.1 Allied lines | | | | | | | | | | | | |
| 2.2 Multiple peril crop | | | | | | | | | | | | |
| 2.3 Federal flood | | | | | | | | | | | | |
| 3. Farmowners multiple peril | | | | | | | | | | | | |
| 4. Homeowners multiple peril | | | | | | | | | | | | |
| 5.1 Commercial multiple peril (non-liability portion) | (1,018) | 15,182 | | | 61,599 | 61,599 | | 2,752 | 2,752 | | (227) | (9) |
| 5.2 Commercial multiple peril (liability portion) | 794 | 19,285 | | | 2,913 | 56,646 | 53,733 | 8,949 | 39,014 | 30,065 | 177 | 7 |
| 6. Mortgage guaranty | | | | | | | | | | | | |
| 8. Ocean marine | | | | | | | | | | | | |
| 9. Inland marine | | | | | | | | | | | | |
| 10. Financial guaranty | | | | | | | | | | | | |
| 11. Medical malpractice | | | | | | | | | | | | |
| 12. Earthquake | | | | | | | | | | | | |
| 13. Group accident and health | | | | | | | | | | | | |
| 14. Credit A and H (group and individual) | | | | | | | | | | | | |
| 15.1 Collectively renewable A and H | | | | | | | | | | | | |
| 15.2 Non-cancelable A and H | | | | | | | | | | | | |
| 15.3 Guaranteed renewable A and H | | | | | | | | | | | | |
| 15.4 Non-renewable for stated reasons only | | | | | | | | | | | | |
| 15.5 Other accident only | | | | | | | | | | | | |
| 15.6 All other A and H | | | | | | | | | | | | |
| 15.7 Federal employees health benefits program premium | | | | | | | | | | | | |
| 16. Workers' compensation | | | | | | | | | | | | |
| 17. Other liability | 674,341 | 674,628 | | | 394,161 | 488,418 | 422,428 | 802 | (4,407) | | 134,552 | 5,740 |
| 18. Products liability | | 172 | | | | | | | | | | |
| 19.1 Private passenger auto no-fault (personal injury protection) | | | | | | | | | | | | |
| 19.2 Other private passenger auto liability | | | | | | | | | | | | |
| 19.3 Commercial auto no-fault (personal injury protection) | | | | | | | | | | | | |
| 19.4 Other commercial auto liability | | | | | | | | | | | | |
| 21.1 Private passenger auto physical damage | | | | | | | | | | | | |
| 21.2 Commercial auto physical damage | | | | | | | | | | | | |
| 22. Aircraft (all perils) | | | | | | | | | | | | |
| 23. Fidelity | | | | | | | | | | | | |
| 24. Surety | | | | | | | | | | | | |
| 26. Burglary and theft | | | | | | | | | | | | |
| 27. Boiler and machinery | | | | | | | | | | | | |
| 28. Credit | | | | | | | | | | | | |
| 33. Aggregate write-ins for other lines of business | | | | | | | | | | | | |
| 34. TOTALS (a) | 674,117 | 709,267 | | | 458,673 | 606,663 | 476,161 | 12,503 | 37,359 | 30,065 | 134,502 | 5,738 |
| DETAILS OF WRITE-INS | | | | | | | | | | | | |
| 3301 | | | | | | | | | | | | |
| 3302 | | | | | | | | | | | | |
| 3303 | | | | | | | | | | | | |
| 3398. Summary of remaining write-ins for Line 33 from overflow page | | | | | | | | | | | | |
| 3399. Totals (Line 3301 through Line 3303 plus Line 3398) (Line 33 above) | | | | | | | | | | | | |

(a) Finance and service charges not included in Line 1 to Line 34 \$.....

24OR

P/C




EXHIBIT OF PREMIUMS AND LOSSES (Statutory Page 14)
BUSINESS IN THE STATE OF PENNSYLVANIA DURING THE YEAR 2002

| Line of Business | Gross Premiums, Including Policy and Membership Fees, Less Return Premiums and Premiums on Policies not Taken | | 3 Dividends Paid or Credited to Policyholders on Direct Business | 4 Direct Unearned Premium Reserves | 5 Direct Losses Paid (deducting salvage) | 6 Direct Losses Incurred | 7 Direct Losses Unpaid | 8 Direct Defense and Cost Containment Expense Paid | 9 Direct Defense and Cost Containment Expense Incurred | 10 Direct Defense and Cost Containment Expense Unpaid | 11 Commissions and Brokerage Expenses | 12 Taxes, Licenses and Fees |
|---|---|-----------------------------|---|---------------------------------------|---|-----------------------------|---------------------------|---|---|--|--|--------------------------------|
| | 1 Direct Premiums Written | 2 Direct Premiums Earned | | | | | | | | | | |
| 1. Fire | | | | | | | | | | | | |
| 2.1 Allied lines | | | | | | | | | | | | |
| 2.2 Multiple peril crop | | | | | | | | | | | | |
| 2.3 Federal flood | | | | | | | | | | | | |
| 3. Farmowners multiple peril | | | | | | | | | | | | |
| 4. Homeowners multiple peril | | | | | | | | | | | | |
| 5.1 Commercial multiple peril (non-liability portion) | | 54 | | | | | | | | | | |
| 5.2 Commercial multiple peril (liability portion) | | 61 | | | | | | | | | | |
| 6. Mortgage guaranty | | | | | | | | | | | | |
| 8. Ocean marine | | | | | | | | | | | | |
| 9. Inland marine | | | | | | | | | | | | |
| 10. Financial guaranty | | | | | | | | | | | | |
| 11. Medical malpractice | | | | | | | | | | | | |
| 12. Earthquake | | | | | | | | | | | | |
| 13. Group accident and health | | | | | | | | | | | | |
| 14. Credit A and H (group and individual) | | | | | | | | | | | | |
| 15.1 Collectively renewable A and H | | | | | | | | | | | | |
| 15.2 Non-cancelable A and H | | | | | | | | | | | | |
| 15.3 Guaranteed renewable A and H | | | | | | | | | | | | |
| 15.4 Non-renewable for stated reasons only | | | | | | | | | | | | |
| 15.5 Other accident only | | | | | | | | | | | | |
| 15.6 All other A and H | | | | | | | | | | | | |
| 15.7 Federal employees health benefits program premium | | | | | | | | | | | | |
| 16. Workers' compensation | 1,252,833 | 939,812 | | 577,279 | 2,644,374 | 2,424,814 | 2,906,271 | 224,494 | (58,848) | 160,512 | 107,204 | 112,840 |
| 17. Other liability | | | | | | | | | | | | |
| 18. Products liability | | | | | | | | | | | | |
| 19.1 Private passenger auto no-fault (personal injury protection) | | | | | | | | | | | | |
| 19.2 Other private passenger auto liability | | | | | | | | | | | | |
| 19.3 Commercial auto no-fault (personal injury protection) | | | | | | | | | | | | |
| 19.4 Other commercial auto liability | (18,325) | 272,723 | | | 496,395 | 471,237 | 498,524 | 130,415 | 102,881 | 96,745 | (4,085) | (156) |
| 21.1 Private passenger auto physical damage | | | | | | | | | | | | |
| 21.2 Commercial auto physical damage | (6,205) | 103,020 | | | 36,621 | (57,900) | 50,244 | 2,725 | (133) | 889 | (1,383) | (53) |
| 22. Aircraft (all perils) | | | | | | | | | | | | |
| 23. Fidelity | | | | | | | | | | | | |
| 24. Surety | | | | | | | | | | | | |
| 26. Burglary and theft | | | | | | | | | | | | |
| 27. Boiler and machinery | | | | | | | | | | | | |
| 28. Credit | | | | | | | | | | | | |
| 33. Aggregate write-ins for other lines of business | | | | | | | | | | | | |
| 34. TOTALS (a) | 1,228,303 | 1,315,670 | | 577,279 | 3,177,390 | 2,838,151 | 3,455,039 | 357,634 | 43,900 | 258,146 | 101,736 | 112,631 |
| DETAILS OF WRITE-INS | | | | | | | | | | | | |
| 3301 | | | | | | | | | | | | |
| 3302 | | | | | | | | | | | | |
| 3303 | | | | | | | | | | | | |
| 3398. Summary of remaining write-ins for Line 33 from overflow page | | | | | | | | | | | | |
| 3399. Totals (Line 3301 through Line 3303 plus Line 3398) (Line 33 above) | | | | | | | | | | | | |

(a) Finance and service charges not included in Line 1 to Line 34 \$

24PA

P/C



EXHIBIT OF PREMIUMS AND LOSSES (Statutory Page 14)
BUSINESS IN THE STATE OF RHODE ISLAND DURING THE YEAR 2002

| Line of Business | Gross Premiums, Including Policy and Membership Fees, Less Return Premiums and Premiums on Policies not Taken | | 3 | 4 | 5 | 6 | 7 | 8 | 9 | 10 | 11 | 12 |
|---|---|-----------------------------|--|----------------------------------|--|------------------------|----------------------|--|--|--|------------------------------------|--------------------------|
| | 1 Direct Premiums Written | 2 Direct Premiums Earned | Dividends Paid or Credited to Policyholders on Direct Business | Direct Unearned Premium Reserves | Direct Losses Paid (deducting salvage) | Direct Losses Incurred | Direct Losses Unpaid | Direct Defense and Cost Containment Expense Paid | Direct Defense and Cost Containment Expense Incurred | Direct Defense and Cost Containment Expense Unpaid | Commissions and Brokerage Expenses | Taxes, Licenses and Fees |
| 1. Fire | | | | | | | | | | | | |
| 2.1 Allied lines | | | | | | | | | | | | |
| 2.2 Multiple peril crop | | | | | | | | | | | | |
| 2.3 Federal flood | | | | | | | | | | | | |
| 3. Farmowners multiple peril | | | | | | | | | | | | |
| 4. Homeowners multiple peril | | | | | | | | | | | | |
| 5.1 Commercial multiple peril (non-liability portion) | | | | | | | | | | | | |
| 5.2 Commercial multiple peril (liability portion) | | | | | | | | | | | | |
| 6. Mortgage guaranty | | | | | | | | | | | | |
| 8. Ocean marine | | | | | | | | | | | | |
| 9. Inland marine | | | | | | | | | | | | |
| 10. Financial guaranty | | | | | | | | | | | | |
| 11. Medical malpractice | | | | | | | | | | | | |
| 12. Earthquake | | | | | | | | | | | | |
| 13. Group accident and health | | | | | | | | | | | | |
| 14. Credit A and H (group and individual) | | | | | | | | | | | | |
| 15.1 Collectively renewable A and H | | | | | | | | | | | | |
| 15.2 Non-cancelable A and H | | | | | | | | | | | | |
| 15.3 Guaranteed renewable A and H | | | | | | | | | | | | |
| 15.4 Non-renewable for stated reasons only | | | | | | | | | | | | |
| 15.5 Other accident only | | | | | | | | | | | | |
| 15.6 All other A and H | | | | | | | | | | | | |
| 15.7 Federal employees health benefits program premium | | | | | | | | | | | | |
| 16. Workers' compensation | | | | | | | | | | | | |
| 17. Other liability | | | | | | | | | | | | |
| 18. Products liability | | | | | | | | | | | | |
| 19.1 Private passenger auto no-fault (personal injury protection) | | | | | | | | | | | | |
| 19.2 Other private passenger auto liability | | | | | | | | | | | | |
| 19.3 Commercial auto no-fault (personal injury protection) | | | | | | | | | | | | |
| 19.4 Other commercial auto liability | | | | | | | | | | | | |
| 21.1 Private passenger auto physical damage | | | | | | | | | | | | |
| 21.2 Commercial auto physical damage | | | | | | | | | | | | |
| 22. Aircraft (all perils) | | | | | | | | | | | | |
| 23. Fidelity | | | | | | | | | | | | |
| 24. Surety | | | | | | | | | | | | |
| 26. Burglary and theft | | | | | | | | | | | | |
| 27. Boiler and machinery | | | | | | | | | | | | |
| 28. Credit | | | | | | | | | | | | |
| 33. Aggregate write-ins for other lines of business | | | | | | | | | | | | |
| 34. TOTALS (a) | | | | | | | | | | | | |
| NONE | | | | | | | | | | | | |
| DETAILS OF WRITE-INS | | | | | | | | | | | | |
| 3301 | | | | | | | | | | | | |
| 3302 | | | | | | | | | | | | |
| 3303 | | | | | | | | | | | | |
| 3398. Summary of remaining write-ins for Line 33 from overflow page | | | | | | | | | | | | |
| 3399. Totals (Line 3301 through Line 3303 plus Line 3398) (Line 33 above) | | | | | | | | | | | | |

(a) Finance and service charges not included in Line 1 to Line 34 \$

24RI

P/C



EXHIBIT OF PREMIUMS AND LOSSES (Statutory Page 14)
BUSINESS IN THE STATE OF SOUTH CAROLINA DURING THE YEAR 2002

| Line of Business | Gross Premiums, Including Policy and Membership Fees, Less Return Premiums and Premiums on Policies not Taken | | 3 Dividends Paid or Credited to Policyholders on Direct Business | 4 Direct Unearned Premium Reserves | 5 Direct Losses Paid (deducting salvage) | 6 Direct Losses Incurred | 7 Direct Losses Unpaid | 8 Direct Defense and Cost Containment Expense Paid | 9 Direct Defense and Cost Containment Expense Incurred | 10 Direct Defense and Cost Containment Expense Unpaid | 11 Commissions and Brokerage Expenses | 12 Taxes, Licenses and Fees |
|---|---|-----------------------------|---|---------------------------------------|---|-----------------------------|---------------------------|---|---|--|--|--------------------------------|
| | 1 Direct Premiums Written | 2 Direct Premiums Earned | | | | | | | | | | |
| 1. Fire | 97,436 | 292,897 | | 7,793 | 147,877 | 186,792 | 101,347 | 3,293 | 3,564 | 3,110 | 21,692 | 829 |
| 2.1 Allied lines | 96 | 1,286 | | 18 | 145 | 17,682 | 17,537 | | | | 21 | 1 |
| 2.2 Multiple peril crop | | | | | | | | | | | | |
| 2.3 Federal flood | | | | | | | | | | | | |
| 3. Farmowners multiple peril | | | | | | | | | | | | |
| 4. Homeowners multiple peril | | | | | | | | | | | | |
| 5.1 Commercial multiple peril (non-liability portion) | 101,769 | 231,236 | | 5,214 | 17,186 | (155,862) | | 1,563 | 1,563 | | 22,608 | 866 |
| 5.2 Commercial multiple peril (liability portion) | 70,134 | 151,017 | | 3,378 | 44,986 | 97,441 | 555,511 | 33,946 | 43,149 | 96,079 | 15,606 | 597 |
| 6. Mortgage guaranty | | | | | | | | | | | | |
| 8. Ocean marine | | | | | | | | | | | | |
| 9. Inland marine | 372 | 569 | | 45 | 3,475 | (2,038) | 41,103 | | | | 83 | 3 |
| 10. Financial guaranty | | | | | | | | | | | | |
| 11. Medical malpractice | | | | | | | | | | | | |
| 12. Earthquake | | | | | | | | | | | | |
| 13. Group accident and health | | | | | | | | | | | | |
| 14. Credit A and H (group and individual) | | | | | | | | | | | | |
| 15.1 Collectively renewable A and H | | | | | | | | | | | | |
| 15.2 Non-cancelable A and H | | | | | | | | | | | | |
| 15.3 Guaranteed renewable A and H | | | | | | | | | | | | |
| 15.4 Non-renewable for stated reasons only | | | | | | | | | | | | |
| 15.5 Other accident only | | | | | | | | | | | | |
| 15.6 All other A and H | | | | | | | | | | | | |
| 15.7 Federal employees health benefits program premium | | | | | | | | | | | | |
| 16. Workers' compensation | 239,590 | 278,656 | | 111,255 | 236,821 | 108,186 | 182,720 | 16,318 | (27,350) | 16,229 | 28,469 | 21,589 |
| 17. Other liability | 10,822 | 40,523 | | 2,568 | 643,586 | 93,130 | 1,226,672 | 151,044 | 243,570 | 367,055 | 2,286 | 92 |
| 18. Products liability | | 1,751 | | | 76,635 | 235,153 | 448,615 | 47,298 | 105,176 | 131,973 | | |
| 19.1 Private passenger auto no-fault (personal injury protection) | | | | | | | | | | | | |
| 19.2 Other private passenger auto liability | | | | | | | | | | | | |
| 19.3 Commercial auto no-fault (personal injury protection) | | | | | | | | | | | | |
| 19.4 Other commercial auto liability | 51,446 | 611,460 | | | 227,343 | 320,383 | 422,853 | 49,565 | 23,525 | 41,008 | 11,468 | 438 |
| 21.1 Private passenger auto physical damage | | | | | | | | | | | | |
| 21.2 Commercial auto physical damage | 42,565 | 251,027 | | | 204,591 | 108,169 | 34,026 | 10,122 | 12,917 | 6,089 | 9,489 | 362 |
| 22. Aircraft (all perils) | | | | | | | | | | | | |
| 23. Fidelity | | | | | | | | | | | | |
| 24. Surety | | | | | | | | | | | | |
| 26. Burglary and theft | | 32 | | | 8,116 | 11,908 | 6,000 | 339 | 339 | | | |
| 27. Boiler and machinery | | | | | | | | | | | | |
| 28. Credit | | | | | | | | | | | | |
| 33. Aggregate write-ins for other lines of business | | | | | | | | | | | | |
| 34. TOTALS (a) | 614,230 | 1,860,454 | | 130,271 | 1,610,761 | 1,020,944 | 3,036,384 | 313,488 | 406,453 | 661,543 | 111,722 | 24,777 |
| DETAILS OF WRITE-INS | | | | | | | | | | | | |
| 3301 | | | | | | | | | | | | |
| 3302 | | | | | | | | | | | | |
| 3303 | | | | | | | | | | | | |
| 3398. Summary of remaining write-ins for Line 33 from overflow page | | | | | | | | | | | | |
| 3399. Totals (Line 3301 through Line 3303 plus Line 3398) (Line 33 above) | | | | | | | | | | | | |

(a) Finance and service charges not included in Line 1 to Line 34 \$

24SC

P/C



EXHIBIT OF PREMIUMS AND LOSSES (Statutory Page 14)
BUSINESS IN THE STATE OF SOUTH DAKOTA DURING THE YEAR 2002

| Line of Business | Gross Premiums, Including Policy and Membership Fees, Less Return Premiums and Premiums on Policies not Taken | | 3 | 4 | 5 | 6 | 7 | 8 | 9 | 10 | 11 | 12 |
|---|---|-----------------------------|--|----------------------------------|--|------------------------|----------------------|--|--|--|------------------------------------|--------------------------|
| | 1 Direct Premiums Written | 2 Direct Premiums Earned | Dividends Paid or Credited to Policyholders on Direct Business | Direct Unearned Premium Reserves | Direct Losses Paid (deducting salvage) | Direct Losses Incurred | Direct Losses Unpaid | Direct Defense and Cost Containment Expense Paid | Direct Defense and Cost Containment Expense Incurred | Direct Defense and Cost Containment Expense Unpaid | Commissions and Brokerage Expenses | Taxes, Licenses and Fees |
| 1. Fire | | | | | | | | | | | | |
| 2.1 Allied lines | | | | | | | | | | | | |
| 2.2 Multiple peril crop | | | | | | | | | | | | |
| 2.3 Federal flood | | | | | | | | | | | | |
| 3. Farmowners multiple peril | | | | | | | | | | | | |
| 4. Homeowners multiple peril | | | | | | | | | | | | |
| 5.1 Commercial multiple peril (non-liability portion) | | | | | | | | | | | | |
| 5.2 Commercial multiple peril (liability portion) | | | | | | | | | | | | |
| 6. Mortgage guaranty | | | | | | | | | | | | |
| 8. Ocean marine | | | | | | | | | | | | |
| 9. Inland marine | | | | | | | | | | | | |
| 10. Financial guaranty | | | | | | | | | | | | |
| 11. Medical malpractice | | | | | | | | | | | | |
| 12. Earthquake | | | | | | | | | | | | |
| 13. Group accident and health | | | | | | | | | | | | |
| 14. Credit A and H (group and individual) | | | | | | | | | | | | |
| 15.1 Collectively renewable A and H | | | | | | | | | | | | |
| 15.2 Non-cancelable A and H | | | | | | | | | | | | |
| 15.3 Guaranteed renewable A and H | | | | | | | | | | | | |
| 15.4 Non-renewable for stated reasons only | | | | | | | | | | | | |
| 15.5 Other accident only | | | | | | | | | | | | |
| 15.6 All other A and H | | | | | | | | | | | | |
| 15.7 Federal employees health benefits program premium | | | | | | | | | | | | |
| 16. Workers' compensation | | | | | | | | | | | | |
| 17. Other liability | | | | | | | | | | | | |
| 18. Products liability | | | | | | | | | | | | |
| 19.1 Private passenger auto no-fault (personal injury protection) | | | | | | | | | | | | |
| 19.2 Other private passenger auto liability | | | | | | | | | | | | |
| 19.3 Commercial auto no-fault (personal injury protection) | | | | | | | | | | | | |
| 19.4 Other commercial auto liability | | | | | | | | | | | | |
| 21.1 Private passenger auto physical damage | | | | | | | | | | | | |
| 21.2 Commercial auto physical damage | | | | | | | | | | | | |
| 22. Aircraft (all perils) | | | | | | | | | | | | |
| 23. Fidelity | | | | | | | | | | | | |
| 24. Surety | | | | | | | | | | | | |
| 26. Burglary and theft | | | | | | | | | | | | |
| 27. Boiler and machinery | | | | | | | | | | | | |
| 28. Credit | | | | | | | | | | | | |
| 33. Aggregate write-ins for other lines of business | | | | | | | | | | | | |
| 34. TOTALS (a) | | | | | | | | | | | | |
| NONE | | | | | | | | | | | | |
| DETAILS OF WRITE-INS | | | | | | | | | | | | |
| 3301 | | | | | | | | | | | | |
| 3302 | | | | | | | | | | | | |
| 3303 | | | | | | | | | | | | |
| 3398. Summary of remaining write-ins for Line 33 from overflow page | | | | | | | | | | | | |
| 3399. Totals (Line 3301 through Line 3303 plus Line 3398) (Line 33 above) | | | | | | | | | | | | |

(a) Finance and service charges not included in Line 1 to Line 34 \$

24SD

P/C




EXHIBIT OF PREMIUMS AND LOSSES (Statutory Page 14)
BUSINESS IN THE STATE OF TENNESSEE DURING THE YEAR 2002

| Line of Business | Gross Premiums, Including Policy and Membership Fees, Less Return Premiums and Premiums on Policies not Taken | | 3 | 4 | 5 | 6 | 7 | 8 | 9 | 10 | 11 | 12 |
|---|---|-----------------------------|--|----------------------------------|--|------------------------|----------------------|--|--|--|------------------------------------|--------------------------|
| | 1 Direct Premiums Written | 2 Direct Premiums Earned | Dividends Paid or Credited to Policyholders on Direct Business | Direct Unearned Premium Reserves | Direct Losses Paid (deducting salvage) | Direct Losses Incurred | Direct Losses Unpaid | Direct Defense and Cost Containment Expense Paid | Direct Defense and Cost Containment Expense Incurred | Direct Defense and Cost Containment Expense Unpaid | Commissions and Brokerage Expenses | Taxes, Licenses and Fees |
| 1. Fire | | | | | | | | | | | | |
| 2.1 Allied lines | | | | | | | | | | | | |
| 2.2 Multiple peril crop | | | | | | | | | | | | |
| 2.3 Federal flood | | | | | | | | | | | | |
| 3. Farmowners multiple peril | | | | | | | | | | | | |
| 4. Homeowners multiple peril | | | | | | | | | | | | |
| 5.1 Commercial multiple peril (non-liability portion) | | | | | | | | | | | | |
| 5.2 Commercial multiple peril (liability portion) | | | | | | | | | | | | |
| 6. Mortgage guaranty | | | | | | | | | | | | |
| 8. Ocean marine | | | | | | | | | | | | |
| 9. Inland marine | | | | | | | | | | | | |
| 10. Financial guaranty | | | | | | | | | | | | |
| 11. Medical malpractice | | | | | | | | | | | | |
| 12. Earthquake | | | | | | | | | | | | |
| 13. Group accident and health | | | | | | | | | | | | |
| 14. Credit A and H (group and individual) | | | | | | | | | | | | |
| 15.1 Collectively renewable A and H | | | | | | | | | | | | |
| 15.2 Non-cancelable A and H | | | | | | | | | | | | |
| 15.3 Guaranteed renewable A and H | | | | | | | | | | | | |
| 15.4 Non-renewable for stated reasons only | | | | | | | | | | | | |
| 15.5 Other accident only | | | | | | | | | | | | |
| 15.6 All other A and H | | | | | | | | | | | | |
| 15.7 Federal employees health benefits program premium | | | | | | | | | | | | |
| 16. Workers' compensation | | | | | | | | | | | | |
| 17. Other liability | | | | | | | | | | | | |
| 18. Products liability | | | | | | | | | | | | |
| 19.1 Private passenger auto no-fault (personal injury protection) | | | | | | | | | | | | |
| 19.2 Other private passenger auto liability | | | | | | | | | | | | |
| 19.3 Commercial auto no-fault (personal injury protection) | | | | | | | | | | | | |
| 19.4 Other commercial auto liability | | | | | | | | | | | | |
| 21.1 Private passenger auto physical damage | | | | | | | | | | | | |
| 21.2 Commercial auto physical damage | | | | | | | | | | | | |
| 22. Aircraft (all perils) | | | | | | | | | | | | |
| 23. Fidelity | | | | | | | | | | | | |
| 24. Surety | | | | | | | | | | | | |
| 26. Burglary and theft | | | | | | | | | | | | |
| 27. Boiler and machinery | | | | | | | | | | | | |
| 28. Credit | | | | | | | | | | | | |
| 33. Aggregate write-ins for other lines of business | | | | | | | | | | | | |
| 34. TOTALS (a) | | | | | | | | | | | | |
| NONE | | | | | | | | | | | | |
| DETAILS OF WRITE-INS | | | | | | | | | | | | |
| 3301 | | | | | | | | | | | | |
| 3302 | | | | | | | | | | | | |
| 3303 | | | | | | | | | | | | |
| 3398. Summary of remaining write-ins for Line 33 from overflow page | | | | | | | | | | | | |
| 3399. Totals (Line 3301 through Line 3303 plus Line 3398) (Line 33 above) | | | | | | | | | | | | |

(a) Finance and service charges not included in Line 1 to Line 34 \$

24TN

P/C



EXHIBIT OF PREMIUMS AND LOSSES (Statutory Page 14)
BUSINESS IN THE STATE OF TEXAS DURING THE YEAR 2002

| Line of Business | Gross Premiums, Including Policy and Membership Fees, Less Return Premiums and Premiums on Policies not Taken | | 3 | 4 | 5 | 6 | 7 | 8 | 9 | 10 | 11 | 12 |
|---|---|-----------------------------|--|----------------------------------|--|------------------------|----------------------|--|--|--|------------------------------------|--------------------------|
| | 1 Direct Premiums Written | 2 Direct Premiums Earned | Dividends Paid or Credited to Policyholders on Direct Business | Direct Unearned Premium Reserves | Direct Losses Paid (deducting salvage) | Direct Losses Incurred | Direct Losses Unpaid | Direct Defense and Cost Containment Expense Paid | Direct Defense and Cost Containment Expense Incurred | Direct Defense and Cost Containment Expense Unpaid | Commissions and Brokerage Expenses | Taxes, Licenses and Fees |
| 1. Fire | | | | | | | | | | | | |
| 2.1 Allied lines | | | | | | | | | | | | |
| 2.2 Multiple peril crop | | | | | | | | | | | | |
| 2.3 Federal flood | | | | | | | | | | | | |
| 3. Farmowners multiple peril | | | | | | | | | | | | |
| 4. Homeowners multiple peril | | | | | | | | | | | | |
| 5.1 Commercial multiple peril (non-liability portion) | | | | | | | | | | | | |
| 5.2 Commercial multiple peril (liability portion) | | | | | | | | | | | | |
| 6. Mortgage guaranty | | | | | | | | | | | | |
| 8. Ocean marine | | | | | | | | | | | | |
| 9. Inland marine | | | | | | | | | | | | |
| 10. Financial guaranty | | | | | | | | | | | | |
| 11. Medical malpractice | | | | | | | | | | | | |
| 12. Earthquake | | | | | | | | | | | | |
| 13. Group accident and health | | | | | | | | | | | | |
| 14. Credit A and H (group and individual) | | | | | | | | | | | | |
| 15.1 Collectively renewable A and H | | | | | | | | | | | | |
| 15.2 Non-cancelable A and H | | | | | | | | | | | | |
| 15.3 Guaranteed renewable A and H | | | | | | | | | | | | |
| 15.4 Non-renewable for stated reasons only | | | | | | | | | | | | |
| 15.5 Other accident only | | | | | | | | | | | | |
| 15.6 All other A and H | | | | | | | | | | | | |
| 15.7 Federal employees health benefits program premium | | | | | | | | | | | | |
| 16. Workers' compensation | | | | | | | | | | | | |
| 17. Other liability | | | | | | | | | | | | |
| 18. Products liability | | | | | | | | | | | | |
| 19.1 Private passenger auto no-fault (personal injury protection) | | | | | | | | | | | | |
| 19.2 Other private passenger auto liability | | | | | | | | | | | | |
| 19.3 Commercial auto no-fault (personal injury protection) | | | | | | | | | | | | |
| 19.4 Other commercial auto liability | | | | | | | | | | | | |
| 21.1 Private passenger auto physical damage | | | | | | | | | | | | |
| 21.2 Commercial auto physical damage | | | | | | | | | | | | |
| 22. Aircraft (all perils) | | | | | | | | | | | | |
| 23. Fidelity | | | | | | | | | | | | |
| 24. Surety | | | | | | | | | | | | |
| 26. Burglary and theft | | | | | | | | | | | | |
| 27. Boiler and machinery | | | | | | | | | | | | |
| 28. Credit | | | | | | | | | | | | |
| 33. Aggregate write-ins for other lines of business | | | | | | | | | | | | |
| 34. TOTALS (a) | | | | | | | | | | | | |
| NONE | | | | | | | | | | | | |
| DETAILS OF WRITE-INS | | | | | | | | | | | | |
| 3301 | | | | | | | | | | | | |
| 3302 | | | | | | | | | | | | |
| 3303 | | | | | | | | | | | | |
| 3398. Summary of remaining write-ins for Line 33 from overflow page | | | | | | | | | | | | |
| 3399. Totals (Line 3301 through Line 3303 plus Line 3398) (Line 33 above) | | | | | | | | | | | | |

(a) Finance and service charges not included in Line 1 to Line 34 \$

24TX



EXHIBIT OF PREMIUMS AND LOSSES (Statutory Page 14)
BUSINESS IN THE STATE OF UTAH DURING THE YEAR 2002

| Line of Business | Gross Premiums, Including Policy and Membership Fees, Less Return Premiums and Premiums on Policies not Taken | | 3 | 4 | 5 | 6 | 7 | 8 | 9 | 10 | 11 | 12 |
|---|---|-----------------------------|--|----------------------------------|--|------------------------|----------------------|--|--|--|------------------------------------|--------------------------|
| | 1 Direct Premiums Written | 2 Direct Premiums Earned | Dividends Paid or Credited to Policyholders on Direct Business | Direct Unearned Premium Reserves | Direct Losses Paid (deducting salvage) | Direct Losses Incurred | Direct Losses Unpaid | Direct Defense and Cost Containment Expense Paid | Direct Defense and Cost Containment Expense Incurred | Direct Defense and Cost Containment Expense Unpaid | Commissions and Brokerage Expenses | Taxes, Licenses and Fees |
| 1. Fire | | | | | | | | | | | | |
| 2.1 Allied lines | | | | | | | | | | | | |
| 2.2 Multiple peril crop | | | | | | | | | | | | |
| 2.3 Federal flood | | | | | | | | | | | | |
| 3. Farmowners multiple peril | | | | | | | | | | | | |
| 4. Homeowners multiple peril | | | | | | | | | | | | |
| 5.1 Commercial multiple peril (non-liability portion) | | | | | | | | | | | | |
| 5.2 Commercial multiple peril (liability portion) | | | | | | | | | | | | |
| 6. Mortgage guaranty | | | | | | | | | | | | |
| 8. Ocean marine | | | | | | | | | | | | |
| 9. Inland marine | | | | | | | | | | | | |
| 10. Financial guaranty | | | | | | | | | | | | |
| 11. Medical malpractice | | | | | | | | | | | | |
| 12. Earthquake | | | | | | | | | | | | |
| 13. Group accident and health | | | | | | | | | | | | |
| 14. Credit A and H (group and individual) | | | | | | | | | | | | |
| 15.1 Collectively renewable A and H | | | | | | | | | | | | |
| 15.2 Non-cancelable A and H | | | | | | | | | | | | |
| 15.3 Guaranteed renewable A and H | | | | | | | | | | | | |
| 15.4 Non-renewable for stated reasons only | | | | | | | | | | | | |
| 15.5 Other accident only | | | | | | | | | | | | |
| 15.6 All other A and H | | | | | | | | | | | | |
| 15.7 Federal employees health benefits program premium | | | | | | | | | | | | |
| 16. Workers' compensation | | | | | | | | | | | | |
| 17. Other liability | | | | | | | | | | | | |
| 18. Products liability | | | | | | | | | | | | |
| 19.1 Private passenger auto no-fault (personal injury protection) | | | | | | | | | | | | |
| 19.2 Other private passenger auto liability | | | | | | | | | | | | |
| 19.3 Commercial auto no-fault (personal injury protection) | | | | | | | | | | | | |
| 19.4 Other commercial auto liability | | | | | | | | | | | | |
| 21.1 Private passenger auto physical damage | | | | | | | | | | | | |
| 21.2 Commercial auto physical damage | | | | | | | | | | | | |
| 22. Aircraft (all perils) | | | | | | | | | | | | |
| 23. Fidelity | | | | | | | | | | | | |
| 24. Surety | | | | | | | | | | | | |
| 26. Burglary and theft | | | | | | | | | | | | |
| 27. Boiler and machinery | | | | | | | | | | | | |
| 28. Credit | | | | | | | | | | | | |
| 33. Aggregate write-ins for other lines of business | | | | | | | | | | | | |
| 34. TOTALS (a) | | | | | | | | | | | | |
| NONE | | | | | | | | | | | | |
| DETAILS OF WRITE-INS | | | | | | | | | | | | |
| 3301 | | | | | | | | | | | | |
| 3302 | | | | | | | | | | | | |
| 3303 | | | | | | | | | | | | |
| 3398. Summary of remaining write-ins for Line 33 from overflow page | | | | | | | | | | | | |
| 3399. Totals (Line 3301 through Line 3303 plus Line 3398) (Line 33 above) | | | | | | | | | | | | |

(a) Finance and service charges not included in Line 1 to Line 34 \$

24UT

P/C



EXHIBIT OF PREMIUMS AND LOSSES (Statutory Page 14)
BUSINESS IN THE STATE OF VERMONT DURING THE YEAR 2002

| Line of Business | Gross Premiums, Including Policy and Membership Fees, Less Return Premiums and Premiums on Policies not Taken | | 3 | 4 | 5 | 6 | 7 | 8 | 9 | 10 | 11 | 12 |
|---|---|-----------------------------|--|----------------------------------|--|------------------------|----------------------|--|--|--|------------------------------------|--------------------------|
| | 1 Direct Premiums Written | 2 Direct Premiums Earned | Dividends Paid or Credited to Policyholders on Direct Business | Direct Unearned Premium Reserves | Direct Losses Paid (deducting salvage) | Direct Losses Incurred | Direct Losses Unpaid | Direct Defense and Cost Containment Expense Paid | Direct Defense and Cost Containment Expense Incurred | Direct Defense and Cost Containment Expense Unpaid | Commissions and Brokerage Expenses | Taxes, Licenses and Fees |
| 1. Fire | | | | | | | | | | | | |
| 2.1 Allied lines | | | | | | | | | | | | |
| 2.2 Multiple peril crop | | | | | | | | | | | | |
| 2.3 Federal flood | | | | | | | | | | | | |
| 3. Farmowners multiple peril | | | | | | | | | | | | |
| 4. Homeowners multiple peril | | | | | | | | | | | | |
| 5.1 Commercial multiple peril (non-liability portion) | | | | | | | | | | | | |
| 5.2 Commercial multiple peril (liability portion) | | | | | | | | | | | | |
| 6. Mortgage guaranty | | | | | | | | | | | | |
| 8. Ocean marine | | | | | | | | | | | | |
| 9. Inland marine | | | | | | | | | | | | |
| 10. Financial guaranty | | | | | | | | | | | | |
| 11. Medical malpractice | | | | | | | | | | | | |
| 12. Earthquake | | | | | | | | | | | | |
| 13. Group accident and health | | | | | | | | | | | | |
| 14. Credit A and H (group and individual) | | | | | | | | | | | | |
| 15.1 Collectively renewable A and H | | | | | | | | | | | | |
| 15.2 Non-cancelable A and H | | | | | | | | | | | | |
| 15.3 Guaranteed renewable A and H | | | | | | | | | | | | |
| 15.4 Non-renewable for stated reasons only | | | | | | | | | | | | |
| 15.5 Other accident only | | | | | | | | | | | | |
| 15.6 All other A and H | | | | | | | | | | | | |
| 15.7 Federal employees health benefits program premium | | | | | | | | | | | | |
| 16. Workers' compensation | | | | | | | | | | | | |
| 17. Other liability | | | | | | | | | | | | |
| 18. Products liability | | | | | | | | | | | | |
| 19.1 Private passenger auto no-fault (personal injury protection) | | | | | | | | | | | | |
| 19.2 Other private passenger auto liability | | | | | | | | | | | | |
| 19.3 Commercial auto no-fault (personal injury protection) | | | | | | | | | | | | |
| 19.4 Other commercial auto liability | | | | | | | | | | | | |
| 21.1 Private passenger auto physical damage | | | | | | | | | | | | |
| 21.2 Commercial auto physical damage | | | | | | | | | | | | |
| 22. Aircraft (all perils) | | | | | | | | | | | | |
| 23. Fidelity | | | | | | | | | | | | |
| 24. Surety | | | | | | | | | | | | |
| 26. Burglary and theft | | | | | | | | | | | | |
| 27. Boiler and machinery | | | | | | | | | | | | |
| 28. Credit | | | | | | | | | | | | |
| 33. Aggregate write-ins for other lines of business | | | | | | | | | | | | |
| 34. TOTALS (a) | | | | | | | | | | | | |
| <p style="text-align: center;">NONE</p> | | | | | | | | | | | | |
| DETAILS OF WRITE-INS | | | | | | | | | | | | |
| 3301 | | | | | | | | | | | | |
| 3302 | | | | | | | | | | | | |
| 3303 | | | | | | | | | | | | |
| 3398 | Summary of remaining write-ins for Line 33 from overflow page | | | | | | | | | | | |
| 3399 | Totals (Line 3301 through Line 3303 plus Line 3398) (Line 33 above) | | | | | | | | | | | |

(a) Finance and service charges not included in Line 1 to Line 34 \$

24VT

P/C



EXHIBIT OF PREMIUMS AND LOSSES (Statutory Page 14)
BUSINESS IN THE STATE OF VIRGINIA DURING THE YEAR 2002

| Line of Business | Gross Premiums, Including Policy and Membership Fees, Less Return Premiums and Premiums on Policies not Taken | | 3 Dividends Paid or Credited to Policyholders on Direct Business | 4 Direct Unearned Premium Reserves | 5 Direct Losses Paid (deducting salvage) | 6 Direct Losses Incurred | 7 Direct Losses Unpaid | 8 Direct Defense and Cost Containment Expense Paid | 9 Direct Defense and Cost Containment Expense Incurred | 10 Direct Defense and Cost Containment Expense Unpaid | 11 Commissions and Brokerage Expenses | 12 Taxes, Licenses and Fees |
|---|---|-----------------------------|---|---------------------------------------|---|-----------------------------|---------------------------|---|---|--|--|--------------------------------|
| | 1 Direct Premiums Written | 2 Direct Premiums Earned | | | | | | | | | | |
| 1. Fire | 15,918 | 5,283 | | 10,635 | | | | | | | 3,091 | 135 |
| 2.1 Allied lines | 200,036 | 100,896 | | 113,903 | 1,534 | 7,725 | 35,575 | 424 | 324 | 400 | 35,282 | 1,703 |
| 2.2 Multiple peril crop | | | | | | | | | | | | |
| 2.3 Federal flood | | | | | | | | | | | | |
| 3. Farmowners multiple peril | | | | | | | | | | | | |
| 4. Homeowners multiple peril | | | | | | | | | | | | |
| 5.1 Commercial multiple peril (non-liability portion) | 315,184 | 283,580 | | 161,687 | 56,113 | 37,950 | | 4,436 | (2,016) | | 64,028 | 2,683 |
| 5.2 Commercial multiple peril (liability portion) | 386,416 | 320,928 | | 205,724 | 17,463 | (9,894) | 68,416 | 7,646 | (15,138) | 10,931 | 81,167 | 3,289 |
| 6. Mortgage guaranty | | | | | | | | | | | | |
| 8. Ocean marine | | | | | | | | | | | | |
| 9. Inland marine | 101,194 | 89,642 | | 35,035 | 3,534 | 44,638 | 41,104 | | | | 18,237 | 861 |
| 10. Financial guaranty | | | | | | | | | | | | |
| 11. Medical malpractice | 369,078 | 264,526 | | 104,552 | | 130,411 | 130,411 | | | | 49,507 | 3,141 |
| 12. Earthquake | | | | | | | | | | | | |
| 13. Group accident and health | | | | | | | | | | | | |
| 14. Credit A and H (group and individual) | | | | | | | | | | | | |
| 15.1 Collectively renewable A and H | | | | | | | | | | | | |
| 15.2 Non-cancelable A and H | | | | | | | | | | | | |
| 15.3 Guaranteed renewable A and H | | | | | | | | | | | | |
| 15.4 Non-renewable for stated reasons only | | | | | | | | | | | | |
| 15.5 Other accident only | | | | | | | | | | | | |
| 15.6 All other A and H | | | | | | | | | | | | |
| 15.7 Federal employees health benefits program premium | | | | | | | | | | | | |
| 16. Workers' compensation | | | | | | | | | | | | |
| 17. Other liability | 4,206,900 | 2,836,888 | | 2,273,416 | 80,124 | 889,682 | 1,367,523 | 61,897 | 98,077 | 138,507 | 722,934 | 35,808 |
| 18. Products liability | 356,887 | 258,448 | | 146,326 | 1,679 | (11,835) | 368,823 | 36,916 | 14,142 | 56,808 | 66,292 | 3,038 |
| 19.1 Private passenger auto no-fault (personal injury protection) | | | | | | | | | | | | |
| 19.2 Other private passenger auto liability | | | | | | | | | | | | |
| 19.3 Commercial auto no-fault (personal injury protection) | | | | | | | | | | | | |
| 19.4 Other commercial auto liability | 5,461 | 234,216 | | | 98,431 | 197,484 | 359,775 | 61,186 | 45,170 | 41,616 | 1,217 | 46 |
| 21.1 Private passenger auto physical damage | | | | | | | | | | | | |
| 21.2 Commercial auto physical damage | (1,001) | 93,890 | | | 103,136 | 83,780 | 63,215 | 3,539 | 3,050 | 1,576 | (223) | (9) |
| 22. Aircraft (all perils) | | | | | | | | | | | | |
| 23. Fidelity | | | | | | | | | | | | |
| 24. Surety | | | | | | | | | | | | |
| 26. Burglary and theft | | | | | | | | | | | | |
| 27. Boiler and machinery | | | | | | | | | | | | |
| 28. Credit | | | | | | | | | | | | |
| 33. Aggregate write-ins for other lines of business | | | | | | | | | | | | |
| 34. TOTALS (a) | 5,956,073 | 4,488,297 | | 3,051,278 | 362,014 | 1,369,941 | 2,434,842 | 176,044 | 143,609 | 249,838 | 1,041,532 | 50,695 |
| DETAILS OF WRITE-INS | | | | | | | | | | | | |
| 3301 | | | | | | | | | | | | |
| 3302 | | | | | | | | | | | | |
| 3303 | | | | | | | | | | | | |
| 3398. Summary of remaining write-ins for Line 33 from overflow page | | | | | | | | | | | | |
| 3399. Totals (Line 3301 through Line 3303 plus Line 3398) (Line 33 above) | | | | | | | | | | | | |

(a) Finance and service charges not included in Line 1 to Line 34 \$

24VA

P/C



EXHIBIT OF PREMIUMS AND LOSSES (Statutory Page 14)
BUSINESS IN THE STATE OF WASHINGTON DURING THE YEAR 2002

| Line of Business | Gross Premiums, Including Policy and Membership Fees, Less Return Premiums and Premiums on Policies not Taken | | 3 Dividends Paid or Credited to Policyholders on Direct Business | 4 Direct Unearned Premium Reserves | 5 Direct Losses Paid (deducting salvage) | 6 Direct Losses Incurred | 7 Direct Losses Unpaid | 8 Direct Defense and Cost Containment Expense Paid | 9 Direct Defense and Cost Containment Expense Incurred | 10 Direct Defense and Cost Containment Expense Unpaid | 11 Commissions and Brokerage Expenses | 12 Taxes, Licenses and Fees |
|---|---|-----------------------------|---|---------------------------------------|---|-----------------------------|---------------------------|---|---|--|--|--------------------------------|
| | 1 Direct Premiums Written | 2 Direct Premiums Earned | | | | | | | | | | |
| 1. Fire | | | | | | | | | | | | |
| 2.1 Allied lines | | | | | | | | | | | | |
| 2.2 Multiple peril crop | | | | | | | | | | | | |
| 2.3 Federal flood | | | | | | | | | | | | |
| 3. Farmowners multiple peril | | | | | | | | | | | | |
| 4. Homeowners multiple peril | | | | | | | | | | | | |
| 5.1 Commercial multiple peril (non-liability portion) | 4,284 | 2,688 | | 1,596 | | | | | | | 955 | 36 |
| 5.2 Commercial multiple peril (liability portion) | 600 | 376 | | 224 | | | | | | | 134 | 5 |
| 6. Mortgage guaranty | | | | | | | | | | | | |
| 8. Ocean marine | | | | | | | | | | | | |
| 9. Inland marine | | | | | | | | | | | | |
| 10. Financial guaranty | | | | | | | | | | | | |
| 11. Medical malpractice | | | | | | | | | | | | |
| 12. Earthquake | | | | | | | | | | | | |
| 13. Group accident and health | | | | | | | | | | | | |
| 14. Credit A and H (group and individual) | | | | | | | | | | | | |
| 15.1 Collectively renewable A and H | | | | | | | | | | | | |
| 15.2 Non-cancelable A and H | | | | | | | | | | | | |
| 15.3 Guaranteed renewable A and H | | | | | | | | | | | | |
| 15.4 Non-renewable for stated reasons only | | | | | | | | | | | | |
| 15.5 Other accident only | | | | | | | | | | | | |
| 15.6 All other A and H | | | | | | | | | | | | |
| 15.7 Federal employees health benefits program premium | | | | | | | | | | | | |
| 16. Workers' compensation | | | | | | | | | | | | |
| 17. Other liability | 1,394 | 397 | | 997 | | | | | | | 311 | 12 |
| 18. Products liability | | | | | | | | | | | | |
| 19.1 Private passenger auto no-fault (personal injury protection) | | | | | | | | | | | | |
| 19.2 Other private passenger auto liability | | | | | | | | | | | | |
| 19.3 Commercial auto no-fault (personal injury protection) | | | | | | | | | | | | |
| 19.4 Other commercial auto liability | | | | | | | | | | | | |
| 21.1 Private passenger auto physical damage | | | | | | | | | | | | |
| 21.2 Commercial auto physical damage | | | | | | | | | | | | |
| 22. Aircraft (all perils) | | | | | | | | | | | | |
| 23. Fidelity | | | | | | | | | | | | |
| 24. Surety | | | | | | | | | | | | |
| 26. Burglary and theft | | | | | | | | | | | | |
| 27. Boiler and machinery | | | | | | | | | | | | |
| 28. Credit | | | | | | | | | | | | |
| 33. Aggregate write-ins for other lines of business | | | | | | | | | | | | |
| 34. TOTALS (a) | 6,278 | 3,461 | | 2,817 | | | | | | | 1,400 | 53 |
| DETAILS OF WRITE-INS | | | | | | | | | | | | |
| 3301 | | | | | | | | | | | | |
| 3302 | | | | | | | | | | | | |
| 3303 | | | | | | | | | | | | |
| 3398. Summary of remaining write-ins for Line 33 from overflow page | | | | | | | | | | | | |
| 3399. Totals (Line 3301 through Line 3303 plus Line 3398) (Line 33 above) | | | | | | | | | | | | |

(a) Finance and service charges not included in Line 1 to Line 34 \$

24WA

P/C



EXHIBIT OF PREMIUMS AND LOSSES (Statutory Page 14)
BUSINESS IN THE STATE OF WEST VIRGINIA DURING THE YEAR 2002

| Line of Business | Gross Premiums, Including Policy and Membership Fees, Less Return Premiums and Premiums on Policies not Taken | | 3 Dividends Paid or Credited to Policyholders on Direct Business | 4 Direct Unearned Premium Reserves | 5 Direct Losses Paid (deducting salvage) | 6 Direct Losses Incurred | 7 Direct Losses Unpaid | 8 Direct Defense and Cost Containment Expense Paid | 9 Direct Defense and Cost Containment Expense Incurred | 10 Direct Defense and Cost Containment Expense Unpaid | 11 Commissions and Brokerage Expenses | 12 Taxes, Licenses and Fees |
|---|---|-----------------------------|---|---------------------------------------|---|-----------------------------|---------------------------|---|---|--|--|--------------------------------|
| | 1 Direct Premiums Written | 2 Direct Premiums Earned | | | | | | | | | | |
| 1. Fire | | | | | | | | | | | | |
| 2.1 Allied lines | | | | | | | | | | | | |
| 2.2 Multiple peril crop | | | | | | | | | | | | |
| 2.3 Federal flood | | | | | | | | | | | | |
| 3. Farmowners multiple peril | | | | | | | | | | | | |
| 4. Homeowners multiple peril | | | | | | | | | | | | |
| 5.1 Commercial multiple peril (non-liability portion) | | | | | | | | | | | | |
| 5.2 Commercial multiple peril (liability portion) | | | | | | | | | | | | |
| 6. Mortgage guaranty | | | | | | | | | | | | |
| 8. Ocean marine | | | | | | | | | | | | |
| 9. Inland marine | | | | | | | | | | | | |
| 10. Financial guaranty | | | | | | | | | | | | |
| 11. Medical malpractice | | | | | | | | | | | | |
| 12. Earthquake | | | | | | | | | | | | |
| 13. Group accident and health | | | | | | | | | | | | |
| 14. Credit A and H (group and individual) | | | | | | | | | | | | |
| 15.1 Collectively renewable A and H | | | | | | | | | | | | |
| 15.2 Non-cancelable A and H | | | | | | | | | | | | |
| 15.3 Guaranteed renewable A and H | | | | | | | | | | | | |
| 15.4 Non-renewable for stated reasons only | | | | | | | | | | | | |
| 15.5 Other accident only | | | | | | | | | | | | |
| 15.6 All other A and H | | | | | | | | | | | | |
| 15.7 Federal employees health benefits program premium | | | | | | | | | | | | |
| 16. Workers' compensation | | | | | | | | | | | | |
| 17. Other liability | 1,825 | 730 | | 1,095 | | | | | | | 407 | 16 |
| 18. Products liability | | | | | | | | | | | | |
| 19.1 Private passenger auto no-fault (personal injury protection) | | | | | | | | | | | | |
| 19.2 Other private passenger auto liability | | | | | | | | | | | | |
| 19.3 Commercial auto no-fault (personal injury protection) | | | | | | | | | | | | |
| 19.4 Other commercial auto liability | | | | | | | | | | | | |
| 21.1 Private passenger auto physical damage | | | | | | | | | | | | |
| 21.2 Commercial auto physical damage | | | | | | | | | | | | |
| 22. Aircraft (all perils) | | | | | | | | | | | | |
| 23. Fidelity | | | | | | | | | | | | |
| 24. Surety | | | | | | | | | | | | |
| 26. Burglary and theft | | | | | | | | | | | | |
| 27. Boiler and machinery | | | | | | | | | | | | |
| 28. Credit | | | | | | | | | | | | |
| 33. Aggregate write-ins for other lines of business | | | | | | | | | | | | |
| 34. TOTALS (a) | 1,825 | 730 | | 1,095 | | | | | | | 407 | 16 |
| DETAILS OF WRITE-INS | | | | | | | | | | | | |
| 3301 | | | | | | | | | | | | |
| 3302 | | | | | | | | | | | | |
| 3303 | | | | | | | | | | | | |
| 3398. Summary of remaining write-ins for Line 33 from overflow page | | | | | | | | | | | | |
| 3399. Totals (Line 3301 through Line 3303 plus Line 3398) (Line 33 above) | | | | | | | | | | | | |

(a) Finance and service charges not included in Line 1 to Line 34 \$

24WV

P/C



EXHIBIT OF PREMIUMS AND LOSSES (Statutory Page 14)
BUSINESS IN THE STATE OF WISCONSIN DURING THE YEAR 2002

| Line of Business | Gross Premiums, Including Policy and Membership Fees, Less Return Premiums and Premiums on Policies not Taken | | 3 | 4 | 5 | 6 | 7 | 8 | 9 | 10 | 11 | 12 |
|---|---|-----------------------------|--|----------------------------------|--|------------------------|----------------------|--|--|--|------------------------------------|--------------------------|
| | 1 Direct Premiums Written | 2 Direct Premiums Earned | Dividends Paid or Credited to Policyholders on Direct Business | Direct Unearned Premium Reserves | Direct Losses Paid (deducting salvage) | Direct Losses Incurred | Direct Losses Unpaid | Direct Defense and Cost Containment Expense Paid | Direct Defense and Cost Containment Expense Incurred | Direct Defense and Cost Containment Expense Unpaid | Commissions and Brokerage Expenses | Taxes, Licenses and Fees |
| 1. Fire | | | | | | | | | | | | |
| 2.1 Allied lines | | | | | | | | | | | | |
| 2.2 Multiple peril crop | | | | | | | | | | | | |
| 2.3 Federal flood | | | | | | | | | | | | |
| 3. Farmowners multiple peril | | | | | | | | | | | | |
| 4. Homeowners multiple peril | | | | | | | | | | | | |
| 5.1 Commercial multiple peril (non-liability portion) | | | | | | | | | | | | |
| 5.2 Commercial multiple peril (liability portion) | | | | | | | | | | | | |
| 6. Mortgage guaranty | | | | | | | | | | | | |
| 8. Ocean marine | | | | | | | | | | | | |
| 9. Inland marine | | | | | | | | | | | | |
| 10. Financial guaranty | | | | | | | | | | | | |
| 11. Medical malpractice | | | | | | | | | | | | |
| 12. Earthquake | | | | | | | | | | | | |
| 13. Group accident and health | | | | | | | | | | | | |
| 14. Credit A and H (group and individual) | | | | | | | | | | | | |
| 15.1 Collectively renewable A and H | | | | | | | | | | | | |
| 15.2 Non-cancelable A and H | | | | | | | | | | | | |
| 15.3 Guaranteed renewable A and H | | | | | | | | | | | | |
| 15.4 Non-renewable for stated reasons only | | | | | | | | | | | | |
| 15.5 Other accident only | | | | | | | | | | | | |
| 15.6 All other A and H | | | | | | | | | | | | |
| 15.7 Federal employees health benefits program premium | | | | | | | | | | | | |
| 16. Workers' compensation | | | | | | | | | | | | |
| 17. Other liability | | | | | | | | | | | | |
| 18. Products liability | | | | | | | | | | | | |
| 19.1 Private passenger auto no-fault (personal injury protection) | | | | | | | | | | | | |
| 19.2 Other private passenger auto liability | | | | | | | | | | | | |
| 19.3 Commercial auto no-fault (personal injury protection) | | | | | | | | | | | | |
| 19.4 Other commercial auto liability | | | | | | | | | | | | |
| 21.1 Private passenger auto physical damage | | | | | | | | | | | | |
| 21.2 Commercial auto physical damage | | | | | | | | | | | | |
| 22. Aircraft (all perils) | | | | | | | | | | | | |
| 23. Fidelity | | | | | | | | | | | | |
| 24. Surety | | | | | | | | | | | | |
| 26. Burglary and theft | | | | | | | | | | | | |
| 27. Boiler and machinery | | | | | | | | | | | | |
| 28. Credit | | | | | | | | | | | | |
| 33. Aggregate write-ins for other lines of business | | | | | | | | | | | | |
| 34. TOTALS (a) | | | | | | | | | | | | |
| NONE | | | | | | | | | | | | |
| DETAILS OF WRITE-INS | | | | | | | | | | | | |
| 3301 | | | | | | | | | | | | |
| 3302 | | | | | | | | | | | | |
| 3303 | | | | | | | | | | | | |
| 3398. Summary of remaining write-ins for Line 33 from overflow page | | | | | | | | | | | | |
| 3399. Totals (Line 3301 through Line 3303 plus Line 3398) (Line 33 above) | | | | | | | | | | | | |

(a) Finance and service charges not included in Line 1 to Line 34 \$.



EXHIBIT OF PREMIUMS AND LOSSES (Statutory Page 14)
BUSINESS IN THE STATE OF WYOMING DURING THE YEAR 2002

| Line of Business | Gross Premiums, Including Policy and Membership Fees, Less Return Premiums and Premiums on Policies not Taken | | 3 | 4 | 5 | 6 | 7 | 8 | 9 | 10 | 11 | 12 |
|---|---|-----------------------------|--|----------------------------------|--|------------------------|----------------------|--|--|--|------------------------------------|--------------------------|
| | 1 Direct Premiums Written | 2 Direct Premiums Earned | Dividends Paid or Credited to Policyholders on Direct Business | Direct Unearned Premium Reserves | Direct Losses Paid (deducting salvage) | Direct Losses Incurred | Direct Losses Unpaid | Direct Defense and Cost Containment Expense Paid | Direct Defense and Cost Containment Expense Incurred | Direct Defense and Cost Containment Expense Unpaid | Commissions and Brokerage Expenses | Taxes, Licenses and Fees |
| 1. Fire | | | | | | | | | | | | |
| 2.1 Allied lines | | | | | | | | | | | | |
| 2.2 Multiple peril crop | | | | | | | | | | | | |
| 2.3 Federal flood | | | | | | | | | | | | |
| 3. Farmowners multiple peril | | | | | | | | | | | | |
| 4. Homeowners multiple peril | | | | | | | | | | | | |
| 5.1 Commercial multiple peril (non-liability portion) | | | | | | | | | | | | |
| 5.2 Commercial multiple peril (liability portion) | | | | | | | | | | | | |
| 6. Mortgage guaranty | | | | | | | | | | | | |
| 8. Ocean marine | | | | | | | | | | | | |
| 9. Inland marine | | | | | | | | | | | | |
| 10. Financial guaranty | | | | | | | | | | | | |
| 11. Medical malpractice | | | | | | | | | | | | |
| 12. Earthquake | | | | | | | | | | | | |
| 13. Group accident and health | | | | | | | | | | | | |
| 14. Credit A and H (group and individual) | | | | | | | | | | | | |
| 15.1 Collectively renewable A and H | | | | | | | | | | | | |
| 15.2 Non-cancelable A and H | | | | | | | | | | | | |
| 15.3 Guaranteed renewable A and H | | | | | | | | | | | | |
| 15.4 Non-renewable for stated reasons only | | | | | | | | | | | | |
| 15.5 Other accident only | | | | | | | | | | | | |
| 15.6 All other A and H | | | | | | | | | | | | |
| 15.7 Federal employees health benefits program premium | | | | | | | | | | | | |
| 16. Workers' compensation | | | | | | | | | | | | |
| 17. Other liability | | | | | | | | | | | | |
| 18. Products liability | | | | | | | | | | | | |
| 19.1 Private passenger auto no-fault (personal injury protection) | | | | | | | | | | | | |
| 19.2 Other private passenger auto liability | | | | | | | | | | | | |
| 19.3 Commercial auto no-fault (personal injury protection) | | | | | | | | | | | | |
| 19.4 Other commercial auto liability | | | | | | | | | | | | |
| 21.1 Private passenger auto physical damage | | | | | | | | | | | | |
| 21.2 Commercial auto physical damage | | | | | | | | | | | | |
| 22. Aircraft (all perils) | | | | | | | | | | | | |
| 23. Fidelity | | | | | | | | | | | | |
| 24. Surety | | | | | | | | | | | | |
| 26. Burglary and theft | | | | | | | | | | | | |
| 27. Boiler and machinery | | | | | | | | | | | | |
| 28. Credit | | | | | | | | | | | | |
| 33. Aggregate write-ins for other lines of business | | | | | | | | | | | | |
| 34. TOTALS (a) | | | | | | | | | | | | |
| <div style="text-align: center; font-size: 48px; font-weight: bold; margin-top: 20px;">NONE</div> | | | | | | | | | | | | |
| DETAILS OF WRITE-INS | | | | | | | | | | | | |
| 3301 | | | | | | | | | | | | |
| 3302 | | | | | | | | | | | | |
| 3303 | | | | | | | | | | | | |
| 3398 | Summary of remaining write-ins for Line 33 from overflow page | | | | | | | | | | | |
| 3399 | Totals (Line 3301 through Line 3303 plus Line 3398) (Line 33 above) | | | | | | | | | | | |

(a) Finance and service charges not included in Line 1 to Line 34 \$

24WV

P/C



EXHIBIT OF PREMIUMS AND LOSSES (Statutory Page 14)
BUSINESS IN THE STATE OF GRAND TOTAL DURING THE YEAR 2002

| Line of Business | Gross Premiums, Including Policy and Membership Fees, Less Return Premiums and Premiums on Policies not Taken | | 3 Dividends Paid or Credited to Policyholders on Direct Business | 4 Direct Unearned Premium Reserves | 5 Direct Losses Paid (deducting salvage) | 6 Direct Losses Incurred | 7 Direct Losses Unpaid | 8 Direct Defense and Cost Containment Expense Paid | 9 Direct Defense and Cost Containment Expense Incurred | 10 Direct Defense and Cost Containment Expense Unpaid | 11 Commissions and Brokerage Expenses | 12 Taxes, Licenses and Fees |
|---|---|-----------------------------|---|---------------------------------------|---|-----------------------------|---------------------------|---|---|--|--|--------------------------------|
| | 1 Direct Premiums Written | 2 Direct Premiums Earned | | | | | | | | | | |
| 1. Fire | 113,354 | 298,180 | | 18,428 | 147,877 | 186,792 | 101,347 | 3,293 | 3,564 | 3,110 | 24,783 | 964 |
| 2.1 Allied lines | 200,132 | 102,371 | | 113,921 | 1,679 | 25,407 | 53,112 | 424 | 324 | 400 | 35,303 | 1,704 |
| 2.2 Multiple peril crop | | | | | | | | | | | | |
| 2.3 Federal flood | | | | | | | | | | | | |
| 3. Farmowners multiple peril | | | | | | | | | | | | |
| 4. Homeowners multiple peril | | | | | | | | | | | | |
| 5.1 Commercial multiple peril (non-liability portion) | 427,461 | 546,799 | | 169,057 | 134,898 | 27,590 | 196,297 | 17,458 | (4,805) | 42,333 | 88,888 | 3,638 |
| 5.2 Commercial multiple peril (liability portion) | 463,120 | 505,193 | | 210,221 | 65,362 | 144,193 | 677,660 | 51,069 | 67,553 | 137,075 | 98,206 | 3,942 |
| 6. Mortgage guaranty | | | | | | | | | | | | |
| 8. Ocean marine | | | | | | | | | | | | |
| 9. Inland marine | 97,134 | 88,335 | | 34,899 | 7,009 | 42,600 | 82,207 | | | | 17,443 | 827 |
| 10. Financial guaranty | | | | | | | | | | | | |
| 11. Medical malpractice | 369,078 | 264,526 | | 104,552 | | 130,411 | 130,411 | | | | 49,507 | 3,141 |
| 12. Earthquake | | | | | | | | | | | | |
| 13. Group accident and health | | | | | | | | | | | | |
| 14. Credit A and H (group and individual) | | | | | | | | | | | | |
| 15.1 Collectively renewable A and H | | | | | | | | | | | | |
| 15.2 Non-cancelable A and H | | | | | | | | | | | | |
| 15.3 Guaranteed renewable A and H | | | | | | | | | | | | |
| 15.4 Non-renewable for stated reasons only | | | | | | | | | | | | |
| 15.5 Other accident only | | | | | | | | | | | | |
| 15.6 All other A and H | | | | | | | | | | | | |
| 15.7 Federal employees health benefits program premium | | | | | | | | | | | | |
| 16. Workers' compensation | 3,560,200 | 3,466,236 | | 1,530,551 | 4,489,768 | 4,234,960 | 5,276,036 | 368,233 | (166,836) | 355,000 | 439,519 | 320,747 |
| 17. Other liability | 4,912,390 | 3,577,312 | | 2,279,432 | 1,117,844 | 2,118,825 | 4,705,333 | 226,048 | 381,187 | 723,695 | 864,151 | 41,814 |
| 18. Products liability | 357,873 | 261,357 | | 146,326 | 78,314 | 223,318 | 817,438 | 84,214 | 119,318 | 188,781 | 66,468 | 3,046 |
| 19.1 Private passenger auto no-fault (personal injury protection) | | | | | | | | | | | | |
| 19.2 Other private passenger auto liability | | | | | | | | | | | | |
| 19.3 Commercial auto no-fault (personal injury protection) | | | | | | | | | | | | |
| 19.4 Other commercial auto liability | 124,533 | 1,682,777 | | 3,149 | 1,224,223 | 1,134,247 | 1,620,889 | 265,613 | 232,287 | 258,733 | 27,759 | 1,060 |
| 21.1 Private passenger auto physical damage | | | | 604 | 596,978 | 181,179 | 171,998 | 27,460 | 23,173 | 9,051 | 20,373 | 778 |
| 21.2 Commercial auto physical damage | 91,389 | 673,131 | | | | | | | | | | |
| 22. Aircraft (all perils) | | | | | | | | | | | | |
| 23. Fidelity | | | | | | | | | | | | |
| 24. Surety | | | | | | | | | | | | |
| 26. Burglary and theft | | 32 | | | 8,116 | 11,908 | 6,000 | 339 | 339 | | | |
| 27. Boiler and machinery | | | | | | | | | | | | |
| 28. Credit | | | | | | | | | | | | |
| 33. Aggregate write-ins for other lines of business | | | | | | | | | | | | |
| 34. TOTALS (a) | 10,716,664 | 11,466,249 | | 4,611,140 | 7,872,068 | 8,461,430 | 13,838,728 | 1,044,151 | 656,104 | 1,718,178 | 1,732,400 | 381,661 |
| DETAILS OF WRITE-INS | | | | | | | | | | | | |
| 3301 | | | | | | | | | | | | |
| 3302 | | | | | | | | | | | | |
| 3303 | | | | | | | | | | | | |
| 3398. Summary of remaining write-ins for Line 33 from overflow page | | | | | | | | | | | | |
| 3399. Totals (Line 3301 through Line 3303 plus Line 3398) (Line 33 above) | | | | | | | | | | | | |

(a) Finance and service charges not included in Line 1 to Line 34 \$

24GT

P/C

Page 25

Schedule A, Verification Between Years

NONE

Schedule B, Verification Between Years

NONE

Schedule BA, Verification Between Years

NONE

ANNUAL STATEMENT FOR THE YEAR 2002 OF THE COLONY SPECIALTY INSURANCE COMPANY

SCHEDULE D - PART 1A - SECTION 1

Quality and Maturity Distribution of All Bonds Owned December 31, at Book/Adjusted Carrying Values by Major Types of Issues and NAIC Designations

| Quality Rating per the NAIC Designation | 1 1 Year or Less | 2 Over 1 Year Through 5 Years | 3 Over 5 Years Through 10 Years | 4 Over 10 Years Through 20 Years | 5 Over 20 Years | 6 Total Current Year | 7 Column 6 as a % of Line 10.7 | 8 Total from Column 6 Prior Year | 9 % From Column 7 Prior Year | 10 Total Publicly Traded | 11 Total Privately Placed (a) |
|---|---------------------------|--|--|---|--------------------------|-------------------------------|---|---|---------------------------------------|--------------------------------|--|
| 1. U.S. Governments, Schedules D and DA (Group 1) | | | | | | | | | | | |
| 1.1 Class 1 | 1,074,183 | 12,743,972 | 9,327,409 | | | 23,145,564 | 35.6 | 18,972,591 | 36.6 | 23,145,563 | |
| 1.2 Class 2 | | | | | | | | | | | |
| 1.3 Class 3 | | | | | | | | | | | |
| 1.4 Class 4 | | | | | | | | | | | |
| 1.5 Class 5 | | | | | | | | | | | |
| 1.6 Class 6 | | | | | | | | | | | |
| 1.7 Totals | 1,074,183 | 12,743,972 | 9,327,409 | | | 23,145,564 | 35.6 | 18,972,591 | 36.6 | 23,145,563 | |
| 2. All Other Governments, Schedules D and DA (Group 2) | | | | | | | | | | | |
| 2.1 Class 1 | | | | | | | | | | | |
| 2.2 Class 2 | | | | | | | | | | | |
| 2.3 Class 3 | | | | | | | | | | | |
| 2.4 Class 4 | | | | | | | | | | | |
| 2.5 Class 5 | | | | | | | | | | | |
| 2.6 Class 6 | | | | | | | | | | | |
| 2.7 Totals | | | | | | | | | | | |
| 3. States, Territories and Possessions etc., Guaranteed, Schedules D and DA (Group 3) | | | | | | | | | | | |
| 3.1 Class 1 | | | | | | | | | | | |
| 3.2 Class 2 | | | | | | | | | | | |
| 3.3 Class 3 | | | | | | | | | | | |
| 3.4 Class 4 | | | | | | | | | | | |
| 3.5 Class 5 | | | | | | | | | | | |
| 3.6 Class 6 | | | | | | | | | | | |
| 3.7 Totals | | | | | | | | | | | |
| 4. Political Subdivisions of States, Territories and Possessions, Guaranteed, Schedules D and DA (Group 4) | | | | | | | | | | | |
| 4.1 Class 1 | | | | | | | | | | | |
| 4.2 Class 2 | | | | | | | | | | | |
| 4.3 Class 3 | | | | | | | | | | | |
| 4.4 Class 4 | | | | | | | | | | | |
| 4.5 Class 5 | | | | | | | | | | | |
| 4.6 Class 6 | | | | | | | | | | | |
| 4.7 Totals | | | | | | | | | | | |
| 5. Special Revenue and Special Assessment Obligations etc., Non-Guaranteed, Schedules D and DA (Group 5) | | | | | | | | | | | |
| 5.1 Class 1 | 4,053,069 | 8,276,526 | 2,793,879 | 26,308 | 1 | 15,149,783 | 23.3 | 15,705,998 | 30.3 | 15,149,782 | |
| 5.2 Class 2 | | | | | | | | | | | |
| 5.3 Class 3 | | | | | | | | | | | |
| 5.4 Class 4 | | | | | | | | | | | |
| 5.5 Class 5 | | | | | | | | | | | |
| 5.6 Class 6 | | | | | | | | | | | |
| 5.7 Totals | 4,053,069 | 8,276,526 | 2,793,879 | 26,308 | 1 | 15,149,783 | 23.3 | 15,705,998 | 30.3 | 15,149,782 | |

ANNUAL STATEMENT FOR THE YEAR 2002 OF THE COLONY SPECIALTY INSURANCE COMPANY

SCHEDULE D - PART 1A - SECTION 1 (continued)

Quality and Maturity Distribution of All Bonds Owned December 31, at Book/Adjusted Carrying Values by Major Types of Issues and NAIC Designations

| Quality Rating per the NAIC Designation | 1 1 Year or Less | 2 Over 1 Year Through 5 Years | 3 Over 5 Years Through 10 Years | 4 Over 10 Years Through 20 Years | 5 Over 20 Years | 6 Total Current Year | 7 Column 6 as a % of Line 10.7 | 8 Total from Column 6 Prior Year | 9 % From Column 7 Prior Year | 10 Total Publicly Traded | 11 Total Privately Placed (a) |
|---|---------------------------|--|--|---|--------------------------|-------------------------------|---|---|---------------------------------------|--------------------------------|--|
| 6. Public Utilities (Unaffiliated), Schedules D and DA (Group 6) | | | | | | | | | | | |
| 6.1 Class 1 | | | 2,733,735 | | | 2,733,735 | 4.2 | 1,252,202 | 2.4 | 2,733,735 | |
| 6.2 Class 2 | | 499,644 | | | | 499,644 | 0.8 | | | 499,644 | |
| 6.3 Class 3 | | | | | | | | | | | |
| 6.4 Class 4 | | | | | | | | | | | |
| 6.5 Class 5 | | | | | | | | | | | |
| 6.6 Class 6 | | | | | | | | | | | |
| 6.7 Totals | | 499,644 | 2,733,735 | | | 3,233,379 | 5.0 | 1,252,202 | 2.4 | 3,233,379 | |
| 7. Industrial and Miscellaneous (Unaffiliated), Schedules D and DA (Group 7) | | | | | | | | | | | |
| 7.1 Class 1 | 3,127,493 | 7,777,644 | 9,751,334 | 707,790 | 298,954 | 21,663,215 | 33.3 | 13,380,402 | 25.8 | 21,663,216 | |
| 7.2 Class 2 | 299,918 | 1,089,485 | 423,704 | | | 1,813,107 | 2.8 | 2,517,207 | 4.9 | 1,813,106 | |
| 7.3 Class 3 | | | | | | | | | | | |
| 7.4 Class 4 | | | | | | | | | | | |
| 7.5 Class 5 | | | | | | | | | | | |
| 7.6 Class 6 | | | | | | | | | | | |
| 7.7 Totals | 3,427,411 | 8,867,129 | 10,175,038 | 707,790 | 298,954 | 23,476,322 | 36.1 | 15,897,609 | 30.7 | 23,476,322 | |
| 8. Credit Tenant Loans, Schedules D and DA (Group 8) | | | | | | | | | | | |
| 8.1 Class 1 | | | | | | | | | | | |
| 8.2 Class 2 | | | | | | | | | | | |
| 8.3 Class 3 | | | | | | | | | | | |
| 8.4 Class 4 | | | | | | | | | | | |
| 8.5 Class 5 | | | | | | | | | | | |
| 8.6 Class 6 | | | | | | | | | | | |
| 8.7 Totals | | | | | | | | | | | |
| 9. Parent, Subsidiaries and Affiliates, Schedules D and DA (Group 9) | | | | | | | | | | | |
| 9.1 Class 1 | | | | | | | | | | | |
| 9.2 Class 2 | | | | | | | | | | | |
| 9.3 Class 3 | | | | | | | | | | | |
| 9.4 Class 4 | | | | | | | | | | | |
| 9.5 Class 5 | | | | | | | | | | | |
| 9.6 Class 6 | | | | | | | | | | | |
| 9.7 Totals | | | | | | | | | | | |

ANNUAL STATEMENT FOR THE YEAR 2002 OF THE COLONY SPECIALTY INSURANCE COMPANY

SCHEDULE D - PART 1A - SECTION 1 (continued)

Quality and Maturity Distribution of All Bonds Owned December 31, at Book/Adjusted Carrying Values by Major Types of Issues and NAIC Designations

| Quality Rating per the NAIC Designation | 1 1 Year or Less | 2 Over 1 Year Through 5 Years | 3 Over 5 Years Through 10 Years | 4 Over 10 Years Through 20 Years | 5 Over 20 Years | 6 Total Current Year | 7 Column 6 as a % of Line 10.7 | 8 Total from Column 6 Prior Year | 9 % From Column 7 Prior Year | 10 Total Publicly Traded | 11 Total Privately Placed (a) |
|--|---------------------------|--|--|---|--------------------------|-------------------------------|---|---|---------------------------------------|--------------------------------|--|
| 10. Total Bonds Current Year | | | | | | | | | | | |
| 10.1 Class 1 | 8,254,745 | 28,798,142 | 24,606,357 | 734,098 | 298,955 | 62,692,297 | 96.4 | XXX | XXX | 62,692,296 | |
| 10.2 Class 2 | 299,918 | 1,589,129 | 423,704 | | | 2,312,751 | 3.6 | XXX | XXX | 2,312,750 | |
| 10.3 Class 3 | | | | | | | | XXX | XXX | | |
| 10.4 Class 4 | | | | | | | | XXX | XXX | | |
| 10.5 Class 5 | | | | | | (c) | | XXX | XXX | | |
| 10.6 Class 6 | | | | | | (c) | | XXX | XXX | | |
| 10.7 Totals | 8,554,663 | 30,387,271 | 25,030,061 | 734,098 | 298,955 | (b) 65,005,048 | 100.0 | XXX | XXX | 65,005,046 | |
| 10.8 Line 10.7 as a % of Column 6 | 13.2 | 46.7 | 38.5 | 1.1 | 0.5 | 100.0 | XXX | XXX | XXX | 100.0 | |
| 11. Total Bonds Prior Year | | | | | | | | | | | |
| 11.1 Class 1 | 7,737,946 | 16,360,493 | 21,503,294 | 3,650,020 | 59,440 | XXX | XXX | 49,311,193 | 95.1 | 49,311,193 | |
| 11.2 Class 2 | | 1,129,691 | 1,387,516 | | | XXX | XXX | 2,517,207 | 4.9 | 2,517,207 | |
| 11.3 Class 3 | | | | | | XXX | XXX | | | | |
| 11.4 Class 4 | | | | | | XXX | XXX | | | | |
| 11.5 Class 5 | | | | | | XXX | XXX | (c) | | | |
| 11.6 Class 6 | | | | | | XXX | XXX | (c) | | | |
| 11.7 Totals | 7,737,946 | 17,490,184 | 22,890,810 | 3,650,020 | 59,440 | XXX | XXX | (b) 51,828,400 | 100.0 | 51,828,400 | |
| 11.8 Line 11.7 as a % of Column 8 | 14.9 | 33.7 | 44.2 | 7.0 | 0.1 | XXX | XXX | 100.0 | XXX | 100.0 | |
| 12. Total Publicly Traded Bonds | | | | | | | | | | | |
| 12.1 Class 1 | 8,254,745 | 28,798,142 | 24,606,357 | 734,098 | 298,955 | 62,692,297 | 96.4 | 49,311,193 | 95.1 | 62,692,296 | XXX |
| 12.2 Class 2 | | 299,918 | 1,589,129 | 423,704 | | 2,312,751 | 3.6 | 2,517,207 | 4.9 | 2,312,750 | XXX |
| 12.3 Class 3 | | | | | | | | | | | XXX |
| 12.4 Class 4 | | | | | | | | | | | XXX |
| 12.5 Class 5 | | | | | | | | | | | XXX |
| 12.6 Class 6 | | | | | | | | | | | XXX |
| 12.7 Totals | 8,254,745 | 29,098,060 | 26,195,486 | 1,157,802 | 298,955 | 65,005,048 | 100.0 | 51,828,400 | 100.0 | 65,005,046 | XXX |
| 12.8 Line 12.7 as a % of Column 6 | 12.7 | 44.8 | 40.3 | 1.8 | 0.5 | 100.0 | XXX | XXX | XXX | 100.0 | XXX |
| 12.9 Line 12.7 as a % of Line 10.7, Column 6, Section 10 | 12.7 | 44.8 | 40.3 | 1.8 | 0.5 | 100.0 | XXX | XXX | XXX | 100.0 | XXX |
| 13. Total Privately Placed Bonds | | | | | | | | | | | |
| 13.1 Class 1 | | | | | | | | | | XXX | |
| 13.2 Class 2 | | | | | | | | | | XXX | |
| 13.3 Class 3 | | | | | | | | | | XXX | |
| 13.4 Class 4 | | | | | | | | | | XXX | |
| 13.5 Class 5 | | | | | | | | | | XXX | |
| 13.6 Class 6 | | | | | | | | | | XXX | |
| 13.7 Totals | | | | | | | | | | XXX | |
| 13.8 Line 13.7 as a % of Column 6 | | | | | | | XXX | XXX | XXX | XXX | |
| 13.9 Line 13.7 as a % of Line 10.7, Column 6, Section 10 | | | | | | | XXX | XXX | XXX | XXX | |

(a) Includes \$ freely tradable under SEC Rule 144 or qualified for resale under SEC Rule 144A.
 (b) Includes \$ 999,975 current year, \$ prior year of bonds with Z designations and \$ current year, \$ prior year of bonds with Z* designations. The letter "Z" means the NAIC designation was not assigned by the Securities Valuation Office (SVO) at the date of the statement. "Z*" means the SVO could not evaluate the obligation because valuation procedures for the security class is under regulatory review.
 (c) Includes \$ current year, \$ prior year of bonds with 5* designations and \$ current year, \$ prior year of bonds with 6* designations. "5*" means the NAIC designation was assigned by the SVO in reliance on the insurer's certification that the issuer is current in all principal and interest payments. "6*" means the NAIC designation was assigned by the SVO due to inadequate certification of principal and interest payments.

ANNUAL STATEMENT FOR THE YEAR 2002 OF THE COLONY SPECIALTY INSURANCE COMPANY

SCHEDULE D - PART 1A - SECTION 2

Maturity Distribution of All Bonds Owned December 31 , At Statement Values by Major Type and Subtype of Issues

| Distribution by Type | 1 1 Year or Less | 2 Over 1 Year Through 5 Years | 3 Over 5 Years Through 10 Years | 4 Over 10 Years Through 20 Years | 5 Over 20 Years | 6 Total Current Year | 7 Column 6 as a % of Line 10.7 | 8 Total From Column 6 Prior Year | 9 % From Column 7 Prior Year | 10 Total Publicly Traded | 11 Total Privately Placed |
|--|------------------------|--|--|---|-----------------------|-------------------------------|---|---|---------------------------------------|-----------------------------------|------------------------------------|
| 1. U.S. Governments, Schedules D and DA (Group 1) | | | | | | | | | | | |
| 1.1 Issuer Obligations | 699,078 | 12,339,554 | 9,324,901 | | | 22,363,533 | 34.4 | 17,732,658 | 34.2 | 22,363,533 | |
| 1.2 Single Class Mortgage-Backed/Asset-Backed Securities | 375,105 | 404,418 | 2,508 | | | 782,031 | 1.2 | 1,239,932 | 2.4 | 782,030 | |
| 1.7 Totals | 1,074,183 | 12,743,972 | 9,327,409 | | | 23,145,564 | 35.6 | 18,972,590 | 36.6 | 23,145,563 | |
| 2. All Other Governments, Schedules D and DA (Group 2) | | | | | | | | | | | |
| 2.1 Issuer Obligations | | | | | | | | | | | |
| 2.2 Single Class Mortgage-Backed/Asset-Backed Securities | | | | | | | | | | | |
| MULTI-CLASS RESIDENTIAL MORTGAGE-BACKED SECURITIES: | | | | | | | | | | | |
| 2.3 Defined | | | | | | | | | | | |
| 2.4 Other | | | | | | | | | | | |
| MULTI-CLASS COMMERCIAL MORTGAGE-BACKED/ASSET-BACKED SECURITIES: | | | | | | | | | | | |
| 2.5 Defined | | | | | | | | | | | |
| 2.6 Other | | | | | | | | | | | |
| 2.7 Totals | | | | | | | | | | | |
| 3. States, Territories and Possessions, Guaranteed, Schedules D and DA (Group 3) | | | | | | | | | | | |
| 3.1 Issuer Obligations | | | | | | | | | | | |
| 3.2 Single Class Mortgage-Backed/Asset-Backed Securities | | | | | | | | | | | |
| MULTI-CLASS RESIDENTIAL MORTGAGE-BACKED SECURITIES: | | | | | | | | | | | |
| 3.3 Defined | | | | | | | | | | | |
| 3.4 Other | | | | | | | | | | | |
| MULTI-CLASS COMMERCIAL MORTGAGE-BACKED/ASSET-BACKED SECURITIES: | | | | | | | | | | | |
| 3.5 Defined | | | | | | | | | | | |
| 3.6 Other | | | | | | | | | | | |
| 3.7 Totals | | | | | | | | | | | |
| 4. Political Subdivisions of States, Territories and Possessions, Guaranteed, Schedules D and DA (Group 4) | | | | | | | | | | | |
| 4.1 Issuer Obligations | | | | | | | | | | | |
| 4.2 Single Class Mortgage-Backed/Asset-Backed Securities | | | | | | | | | | | |
| MULTI-CLASS RESIDENTIAL MORTGAGE-BACKED SECURITIES: | | | | | | | | | | | |
| 4.3 Defined | | | | | | | | | | | |
| 4.4 Other | | | | | | | | | | | |
| MULTI-CLASS COMMERCIAL MORTGAGE-BACKED/ASSET-BACKED SECURITIES: | | | | | | | | | | | |
| 4.5 Defined | | | | | | | | | | | |
| 4.6 Other | | | | | | | | | | | |
| 4.7 Totals | | | | | | | | | | | |
| 5. Special Revenue and Special Assessment Obligations etc., Non-Guaranteed, Schedules D and DA (Group 5) | | | | | | | | | | | |
| 5.1 Issuer Obligations | | 2,038,383 | 2,465,524 | | | 4,503,907 | 6.9 | 2,460,816 | 4.7 | 4,503,907 | |
| 5.2 Single Class Mortgage-Backed/Asset-Backed Securities | 3,752,880 | 4,454,419 | 328,355 | 26,308 | 1 | 8,561,963 | 13.2 | 11,104,676 | 21.4 | 8,561,963 | |
| MULTI-CLASS RESIDENTIAL MORTGAGE-BACKED SECURITIES: | | | | | | | | | | | |
| 5.3 Defined | 300,188 | 1,783,724 | | | | 2,083,912 | 3.2 | 2,140,506 | 4.1 | 2,083,912 | |
| 5.4 Other | | | | | | | | | | | |
| MULTI-CLASS COMMERCIAL MORTGAGE-BACKED/ASSET-BACKED SECURITIES: | | | | | | | | | | | |
| 5.5 Defined | | | | | | | | | | | |
| 5.6 Other | | | | | | | | | | | |
| 5.7 Totals | 4,053,068 | 8,276,526 | 2,793,879 | 26,308 | 1 | 15,149,782 | 23.3 | 15,705,998 | 30.3 | 15,149,782 | |

ANNUAL STATEMENT FOR THE YEAR 2002 OF THE COLONY SPECIALTY INSURANCE COMPANY

SCHEDULE D - PART 1A - SECTION 2 (continued)

Maturity Distribution of All Bonds Owned December 31, At Book/Adjusted Carrying Values by Major Type and Subtype of Issues

| Distribution by Type | 1 1 Year or Less | 2 Over 1 Year Through 5 Years | 3 Over 5 Years Through 10 Years | 4 Over 10 Years Through 20 Years | 5 Over 20 Years | 6 Total Current Year | 7 Column 6 as a % of Line 10.7 | 8 Total From Column 6 Prior Year | 9 % From Column 7 Prior Year | 10 Total Publicly Traded | 11 Total Privately Placed |
|--|------------------------|--|--|---|-----------------------|-------------------------------|---|---|---------------------------------------|-----------------------------------|------------------------------------|
| 6. Public Utilities (Unaffiliated), Schedules D and DA (Group 6) | | | | | | | | | | | |
| 6.1 Issuer Obligations | | 499,644 | 2,733,735 | | | 3,233,379 | 5.0 | 1,252,202 | 2.4 | 3,233,379 | |
| 6.2 Single Class Mortgage-Backed/Asset-Backed Bonds | | | | | | | | | | | |
| MULTI-CLASS RESIDENTIAL MORTGAGE-BACKED SECURITIES: | | | | | | | | | | | |
| 6.3 Defined | | | | | | | | | | | |
| 6.4 Other | | | | | | | | | | | |
| MULTI-CLASS COMMERCIAL MORTGAGE-BACKED/ASSET-BACKED SECURITIES: | | | | | | | | | | | |
| 6.5 Defined | | | | | | | | | | | |
| 6.6 Other | | | | | | | | | | | |
| 6.7 Totals | | 499,644 | 2,733,735 | | | 3,233,379 | 5.0 | 1,252,202 | 2.4 | 3,233,379 | |
| 7. Industrial and Miscellaneous (Unaffiliated), Schedules D and DA (Group 7) | | | | | | | | | | | |
| 7.1 Issuer Obligations | 2,452,469 | 3,512,494 | 9,031,239 | | 298,181 | 15,294,383 | 23.5 | 10,858,367 | 21.0 | 15,294,383 | |
| 7.2 Single Class Mortgage-Backed/Asset-Backed Bonds | | | | | | | | 4,007,835 | 7.7 | | |
| MULTI-CLASS RESIDENTIAL MORTGAGE-BACKED SECURITIES: | | | | | | | | | | | |
| 7.3 Defined | 536,489 | 905,478 | 226,480 | 55,227 | 773 | 1,724,447 | 2.7 | 1,031,405 | 2.0 | 1,724,446 | |
| 7.4 Other | 290,163 | 3,202,954 | 512,212 | 138,223 | | 4,143,552 | 6.4 | | | 4,143,553 | |
| MULTI-CLASS COMMERCIAL MORTGAGE-BACKED/ASSET-BACKED SECURITIES: | | | | | | | | | | | |
| 7.5 Defined | | | | | | | | | | | |
| 7.6 Other | 148,290 | 1,246,202 | 405,107 | 514,340 | | 2,313,939 | 3.6 | | | 2,313,939 | |
| 7.7 Totals | 3,427,411 | 8,867,128 | 10,175,038 | 707,790 | 298,954 | 23,476,321 | 36.1 | 15,897,607 | 30.7 | 23,476,321 | |
| 8. Credit Tenant Loans, Schedules D and DA (Group 8) | | | | | | | | | | | |
| 8.1 Issuer Obligations | | | | | | | | | | | |
| 8.7 Totals | | | | | | | | | | | |
| 9. Parent, Subsidiaries and Affiliates, Schedules D and DA (Group 9) | | | | | | | | | | | |
| 9.1 Issuer Obligations | | | | | | | | | | | |
| 9.2 Single Class Mortgage-Backed/Asset-Backed Bonds | | | | | | | | | | | |
| MULTI-CLASS RESIDENTIAL MORTGAGE-BACKED SECURITIES: | | | | | | | | | | | |
| 9.3 Defined | | | | | | | | | | | |
| 9.4 Other | | | | | | | | | | | |
| MULTI-CLASS COMMERCIAL MORTGAGE-BACKED/ASSET-BACKED SECURITIES: | | | | | | | | | | | |
| 9.5 Defined | | | | | | | | | | | |
| 9.6 Other | | | | | | | | | | | |
| 9.7 Totals | | | | | | | | | | | |

ANNUAL STATEMENT FOR THE YEAR 2002 OF THE COLONY SPECIALTY INSURANCE COMPANY

SCHEDULE D - PART 1A - SECTION 2 (continued)

Maturity Distribution of All Bonds Owned December 31, At Book/Adjusted Carrying Values by Major Type and Subtype of Issues

| Distribution by Type | 1 1 Year or Less | 2 Over 1 Year Through 5 Years | 3 Over 5 Years Through 10 Years | 4 Over 10 Years Through 20 Years | 5 Over 20 Years | 6 Total Current Year | 7 Column 6 as a % of Line 10.7 | 8 Total From Column 6 Prior Year | 9 % From Column 7 Prior Year | 10 Total Publicly Traded | 11 Total Privately Placed |
|---|------------------------|--|--|---|-----------------------|-------------------------------|---|---|---------------------------------------|-----------------------------------|------------------------------------|
| 10. Total Bonds Current Year | | | | | | | | | | | |
| 10.1 Issuer Obligations | 3,151,547 | 18,390,075 | 23,555,399 | | 298,181 | 45,395,202 | 69.8 | X X X | X X X | 45,395,202 | |
| 10.2 Single Class Mortgage-Backed/Asset-Backed Bonds | 4,127,985 | 4,858,837 | 330,863 | 26,308 | 1 | 9,343,994 | 14.4 | X X X | X X X | 9,343,993 | |
| MULTI-CLASS RESIDENTIAL MORTGAGE-BACKED SECURITIES: | | | | | | | | | | | |
| 10.3 Defined | 836,677 | 2,689,202 | 226,480 | 55,227 | 773 | 3,808,359 | 5.9 | X X X | X X X | 3,808,358 | |
| 10.4 Other | 290,163 | 3,202,954 | 512,212 | 138,223 | | 4,143,552 | 6.4 | X X X | X X X | 4,143,553 | |
| MULTI-CLASS COMMERCIAL MORTGAGE-BACKED/ASSET-BACKED SECURITIES: | | | | | | | | | | | |
| 10.5 Defined | | | | | | | | X X X | X X X | | |
| 10.6 Other | 148,290 | 1,246,202 | 405,107 | 514,340 | | 2,313,939 | 3.6 | X X X | X X X | 2,313,939 | |
| 10.7 Totals | 8,554,662 | 30,387,270 | 25,030,061 | 734,098 | 298,955 | 65,005,046 | 100.0 | X X X | X X X | 65,005,045 | |
| 10.8 Line 10.7 as a % of Column 6 | 13.2 | 46.7 | 38.5 | 1.1 | 0.5 | 100.0 | X X X | X X X | X X X | 100.0 | |
| 11. Total Bonds Prior Year | | | | | | | | | | | |
| 11.1 Issuer Obligations | 1,967,320 | 10,618,828 | 19,717,895 | | | X X X | X X X | 32,304,043 | 62.3 | 32,304,044 | |
| 11.2 Single Class Mortgage-Backed/Asset-Backed Bonds | 5,379,747 | 6,395,244 | 2,862,991 | 1,655,021 | 59,440 | X X X | X X X | 16,352,443 | 31.6 | 16,352,445 | |
| MULTI-CLASS RESIDENTIAL MORTGAGE-BACKED SECURITIES: | | | | | | | | | | | |
| 11.3 Defined | 390,878 | 476,111 | 309,923 | 1,994,999 | | X X X | X X X | 3,171,911 | 6.1 | 3,171,910 | |
| 11.4 Other | | | | | | X X X | X X X | | | | |
| MULTI-CLASS COMMERCIAL MORTGAGE-BACKED/ASSET-BACKED SECURITIES: | | | | | | | | | | | |
| 11.5 Defined | | | | | | X X X | X X X | | | | |
| 11.6 Other | | | | | | X X X | X X X | | | | |
| 11.7 Totals | 7,737,945 | 17,490,183 | 22,890,809 | 3,650,020 | 59,440 | X X X | X X X | 51,828,397 | 100.0 | 51,828,399 | |
| 11.8 Line 11.7 as a % of Column 8 | 14.9 | 33.7 | 44.2 | 7.0 | 0.1 | X X X | X X X | 100.0 | X X X | 100.0 | |
| 12. Total Publicly Traded Bonds | | | | | | | | | | | |
| 12.1 Issuer Obligations | 3,151,547 | 18,390,076 | 23,555,399 | | 298,181 | 45,395,203 | 69.8 | 32,304,044 | 62.3 | 45,395,202 | X X X |
| 12.2 Single Class Mortgage-Backed/Asset-Backed Bonds | 4,127,985 | 4,858,837 | 330,863 | 26,308 | 1 | 9,343,994 | 14.4 | 16,352,446 | 31.6 | 9,343,993 | X X X |
| MULTI-CLASS RESIDENTIAL MORTGAGE-BACKED SECURITIES: | | | | | | | | | | | |
| 12.3 Defined | 836,677 | 2,689,202 | 226,480 | 55,227 | 773 | 3,808,359 | 5.9 | 3,171,911 | 6.1 | 3,808,358 | X X X |
| 12.4 Other | 290,163 | 3,202,954 | 512,212 | 138,223 | | 4,143,552 | 6.4 | | | 4,143,553 | X X X |
| MULTI-CLASS COMMERCIAL MORTGAGE-BACKED/ASSET-BACKED SECURITIES: | | | | | | | | | | | |
| 12.5 Defined | | | | | | | | | | | X X X |
| 12.6 Other | 148,290 | 1,246,202 | 405,107 | 514,340 | | 2,313,939 | 3.6 | | | 2,313,939 | X X X |
| 12.7 Totals | 8,554,662 | 30,387,271 | 25,030,061 | 734,098 | 298,955 | 65,005,047 | 100.0 | 51,828,401 | 100.0 | 65,005,045 | X X X |
| 12.8 Line 12.7 as a % of Column 6 | 13.2 | 46.7 | 38.5 | 1.1 | 0.5 | 100.0 | X X X | X X X | X X X | 100.0 | X X X |
| 12.9 Line 12.7 as a % of Line 10.7, Column 6, Section 10 | 13.2 | 46.7 | 38.5 | 1.1 | 0.5 | 100.0 | X X X | X X X | X X X | 100.0 | X X X |
| 13. Total Privately Placed Bonds | | | | | | | | | | | |
| 13.1 Issuer Obligations | | | | | | | | | | X X X | |
| 13.2 Single Class Mortgage-Backed/Asset-Backed Bonds | | | | | | | | | | X X X | |
| MULTI-CLASS RESIDENTIAL MORTGAGE-BACKED SECURITIES: | | | | | | | | | | | |
| 13.3 Defined | | | | | | | | | | X X X | |
| 13.4 Other | | | | | | | | | | X X X | |
| MULTI-CLASS COMMERCIAL MORTGAGE-BACKED/ASSET-BACKED SECURITIES: | | | | | | | | | | | |
| 13.5 Defined | | | | | | | | | | X X X | |
| 13.6 Other | | | | | | | | | | X X X | |
| 13.7 Totals | | | | | | | | | | X X X | |
| 13.8 Line 13.7 as a % of Column 6 | | | | | | | X X X | X X X | X X X | X X X | |
| 13.9 Line 13.7 as a % of Line 10.7, Column 6, Section 10 | | | | | | | X X X | X X X | X X X | X X X | |

SCHEDULE DA - PART 2

Verification of SHORT-TERM INVESTMENTS Between Years

| | 1 | 2 | 3 | 4 | 5 |
|---|------------|------------|-------------------|---|--|
| | Total | Bonds | Mortgage Loans | Other Short-term Investment Asset (a) | Investments in Parent Subsidiaries and Affiliates |
| 1. Book/adjusted carrying value, prior year | 4,179,193 | 3,955,275 | | 223,918 | |
| 2. Cost of short-term investments acquired | 62,496,417 | 37,201,000 | | 25,295,417 | |
| 3. Increase (decrease) by adjustment | | | | | |
| 4. Increase (decrease) by foreign exchange adjustment | | | | | |
| 5. Total profit (loss) on disposal of short-term investments | | | | | |
| 6. Consideration received on disposal of short-term investments | 64,213,812 | 39,964,275 | | 24,249,537 | |
| 7. Book/adjusted carrying value, current year | 2,461,798 | 1,192,000 | | 1,269,798 | |
| 8. Total valuation allowance | | | | | |
| 9. Subtotal (Line 7 plus Line 8) | 2,461,798 | 1,192,000 | | 1,269,798 | |
| 10. Total nonadmitted amounts | | | | | |
| 11. Statement value (Line 9 minus Line 10) | 2,461,798 | 1,192,000 | | 1,269,798 | |
| 12. Income collected during year | 63,912 | 28,122 | | 35,790 | |
| 13. Income earned during year | 58,286 | 28,122 | | 30,164 | |

(a) Indicate the category of such assets, for example, joint ventures, transportation equipment: Money Market Mutual Fund

Page 34

Schedule DB, Part A, Verification Between Years
NONE

Schedule DB, Part B, Verification Between Years
NONE

Page 35

Schedule DB, Part C, Verification Between Years
NONE

Schedule DB, Part D, Verification Between Years
NONE

Schedule DB, Part E, Verification of Statement and Fair Values
NONE

Page 36

Sch. DB, Pt. F, Sn. 1, Summary Replicated (Syn.) Assets Open
NONE

Page 37

Sch. DB, Pt. F, Sn. 2, Reconciliation Replicated (Syn.) Assets
NONE

ANNUAL STATEMENT FOR THE YEAR 2002 OF THE COLONY SPECIALTY INSURANCE COMPANY

SCHEDULE F - PART 1

Assumed Reinsurance as of December 31, Current Year (000 Omitted)

| 1 Federal ID Number | 2 NAIC Company Code | 3 Name of Reinsured | 4 Domiciliary Jurisdiction | 5 Assumed Premium | Reinsurance On | | 8 Columns 6 plus 7 | 9 Contingent Commissions Payable | 10 Assumed Premiums Receivable | 11 Unearned Premium | 12 Funds Held By or Deposited With Reinsured Companies | 13 Letters of Credit Posted | 14 Amount of Assets Pledged or Compensating Balances to Secure Letters of Credit |
|--|------------------------|------------------------------|-------------------------------|----------------------|---|--------------------------------|-----------------------|-------------------------------------|-----------------------------------|------------------------|---|--------------------------------|---|
| | | | | | 6 Paid Losses and Loss Adjustment Expenses | 7 Known Case Losses and LAE | | | | | | | |
| Affiliates - U. S. Intercompany Pooling | | | | | | | | | | | | | |
| 54-1423096 | 39993 | Colony Insurance Co | VA | 23,490 | 4,983 | 4,983 | 4,983 | | | 13,165 | | | |
| 65-0075940 | 34118 | Colony National Insurance Co | VA | 8,504 | 2,730 | 2,730 | 2,730 | | | 5,062 | | | |
| 0199999 - Subtotal - Affiliates - U. S. Intercompany Pooling | | | | 31,994 | 7,712 | 7,712 | 7,712 | | | 18,227 | | | |
| 0499999 - Subtotal - Affiliates | | | | 31,994 | 7,712 | 7,712 | 7,712 | | | 18,227 | | | |
| Other U. S. Unaffiliated Insurers | | | | | | | | | | | | | |
| 43-6028696 | 22217 | Gulf Insurance Co | MO | | 6 | 6 | 6 | | | | | 10 | 12 |
| 0599999 - Subtotal - Other U. S. Unaffiliated Insurers | | | | | 6 | 6 | 6 | | | | | 10 | 12 |
| 9999999 - TOTAL - Schedule F, Part 1 | | | | 31,994 | 7,718 | 7,718 | 7,718 | | | 18,227 | | 10 | 12 |

Page 39

Sch. F, Pt. 2, Premium Portfolio Reinsurance Effectuated or Canceled

NONE

ANNUAL STATEMENT FOR THE YEAR 2002 OF THE COLONY SPECIALTY INSURANCE COMPANY

SCHEDULE F - PART 3

Ceded Reinsurance as of December 31, Current Year (000 Omitted)

| 1 Federal ID Number | 2 NAIC Company Code | 3 Name of Reinsurer | 4 Domiciliary Jurisdiction | 5 Reinsurance Contracts Ceding 75% or More of Direct Premiums Written | 6 Reinsurance Premiums Ceded | Reinsurance Recoverable On | | | | | | | | | Reinsurance Payable | | 18 Net Amount Recoverable From Reinsurers Columns 15 - [16 + 17] | 19 Funds Held by Company Under Reinsurance Treaties |
|---|------------------------|--|-------------------------------|--|---------------------------------|----------------------------|---------------|-------------------------------|-------------------------------|--------------------------|-------------------------|-------------------------|------------------------------|-----------------------------------|------------------------------|---------------------------------------|---|--|
| | | | | | | 7 Paid Losses | 8 Paid LAE | 9 Known Case Loss Reserves | 10 Known Case LAE Reserves | 11 IBNR Loss Reserves | 12 IBNR LAE Reserves | 13 Unearned Premiums | 14 Contingent Commissions | 15 Columns 7 through 14 Totals | 16 Ceded Balances Payable | 17 Other Amounts Due to Reinsurers | | |
| Authorized - Other U.S. Unaffiliated Insurers | | | | | | | | | | | | | | | | | | |
| 06-0237820 | 20699 | Ace Tempest Re - USA | PA | | 363 | | | | | | | | | | 154 | 154 | 1 | 154 |
| 36-2661954 | 10103 | American Agricultural | IN | | 5 | | | | | | | | | | 1 | 1 | | 1 |
| 41-1353943 | 36870 | Chartwell Reinsurance Co | MN | | | | | | | 46 | 12 | | | | 58 | 8 | | 50 |
| 06-1325038 | 39136 | Converium Reinsurance | NY | | 5 | | | | | 53 | 13 | | | 1 | 67 | 9 | | 58 |
| 13-2997499 | 38776 | Folksamerica Reinsurance Co | NY | | 4 | | | | | 5 | 1 | | | | 6 | | | 7 |
| 13-2673100 | 22039 | General Reinsurance Corp | DE | | 505 | | | | | 343 | | | | | 76 | 419 | 137 | 282 |
| 13-5009848 | 21032 | Gerling Global | NY | | 84 | | | | | | | | | 5 | 5 | | | 5 |
| 06-0383750 | 19682 | Hartford Fire Insurance Co | CT | | 4 | | | | | | | | | | | | | |
| 13-2930109 | 22047 | North Star Re | CT | | | | | | | 12 | 3 | | | | 15 | | | 15 |
| 13-2781282 | 25070 | Odyssey Re | DE | | | | | | | 43 | 11 | | | | 54 | | | 54 |
| 23-2153760 | 39675 | PMA Capital Insurance Co | PA | | 4 | | | | | | | | | | | | | |
| 91-0341780 | 25763 | Seaton Ins C | MA | | | | | 25 | 6 | | | | | | 31 | | | 31 |
| 41-0406690 | 24767 | St. Paul Fire | MN | | 1 | | | | | | | | | | | (2) | | 2 |
| 16-0366830 | 22314 | Swiss Re Underwriters | NH | | 7 | | | | | | | | 1 | | 1 | 11 | | (10) |
| 13-5616275 | 19453 | Transatlantic Reinsurance Co | NY | | 19 | | | | | 17 | 4 | | 3 | | 24 | 27 | | (3) |
| 06-1117063 | 34894 | Trenwick America Reinsurance Co | CT | | | | | | | 38 | 10 | | | | 48 | | | 48 |
| 13-1290712 | 20583 | XL Reinsurance America Inc | CT | | 13 | | | | | | | | | | | (2) | | 2 |
| 0599999 | | Subtotal - Authorized - Other U.S. Unaffiliated Insurers | | | 1,015 | | | 25 | 6 | 558 | 54 | 240 | | | 883 | 188 | | 695 |
| Authorized - Other Non-U.S. Insurers | | | | | | | | | | | | | | | | | | |
| AA-3190770 | 00000 | ACE Tempest - Bermuda | Bermuda | | 3 | | | | | | | 1 | | | 1 | 14 | | (13) |
| AA-3194126 | 00000 | Arch Re | Bermuda | | 1 | | | | | | | | | | | (2) | | 2 |
| AA-3194139 | 00000 | AXIS Specialty | Bermuda | | 3 | | | | | | | 1 | | | 1 | 16 | | (14) |
| AA-3194122 | 00000 | Davinci Re | Bermuda | | 2 | | | | | | | 1 | | | 1 | 8 | | (7) |
| AA-1340125 | 00000 | Hannover Ruckversicherungs-Aktiengesells | Germany | | 5 | | | | | | | | | | | (1) | | 1 |
| AA-1126033 | 00000 | Lloyd's Syndicate #33 | England | | 6 | | | | | | | 1 | | | 1 | 8 | | (7) |
| AA-1126183 | 00000 | Lloyd's Syndicate #183 | England | | 2 | | | | | | | | | | | | | |
| AA-1126205 | 00000 | Lloyd's Syndicate #205 | England | | 2 | | | | | | | | | | | | | |
| AA-1126435 | 00000 | Lloyd's Syndicate #435 | England | | 1 | | | | | | | | | | | | | |
| AA-1126506 | 00000 | Lloyd's Syndicate #506 | England | | 2 | | | | | | | | | | | | | |
| AA-1126510 | 00000 | Lloyd's Syndicate #510 | England | | 21 | | | | | | | 3 | | | 3 | 30 | | (27) |
| AA-1126529 | 00000 | Lloyd's Syndicate #529 | England | | 2 | | | | | | | | | | | | | |
| AA-1126557 | 00000 | Lloyd's Syndicate #557 | England | | 8 | | | | | | | 1 | | | 1 | 15 | | (14) |
| AA-1126566 | 00000 | Lloyd's Syndicate #566 | England | | 2 | | | | | | | | | | | | | |
| AA-1126588 | 00000 | Lloyd's Syndicate #588 | England | | 2 | | | | | | | | | | | | | |
| AA-1126623 | 00000 | Lloyd's Syndicate #623 | England | | 6 | | | | | | | 1 | | | 1 | 11 | | (10) |
| AA-1126626 | 00000 | Lloyd's Syndicate #626 | England | | 8 | | | | | | | 1 | | | 1 | 11 | | (10) |
| AA-1126727 | 00000 | Lloyd's Syndicate #727 | England | | 1 | | | | | | | | | | | | | |
| AA-1126780 | 00000 | Lloyd's Syndicate #780 | England | | 2 | | | | | | | 1 | | | 1 | 6 | | (5) |

NOTE: Report the five largest provisional commission rates included in the cedant's reinsurance treaties. The commission rate to be reported is by contract with ceded premium in excess of \$50,000:

| 1 Name of Company | 2 Commission Rate | 3 Ceded Premium |
|----------------------|----------------------|--------------------|
| 1) | | |
| 2) | | |
| 3) | | |
| 4) | | |
| 5) | | |

ANNUAL STATEMENT FOR THE YEAR 2002 OF THE COLONY SPECIALTY INSURANCE COMPANY

SCHEDULE F - PART 3

Ceded Reinsurance as of December 31, Current Year (000 Omitted)

| 1 Federal ID Number | 2 NAIC Company Code | 3 Name of Reinsurer | 4 Domiciliary Jurisdiction | 5 Reinsurance Contracts Ceding 75% or More of Direct Premiums Written | 6 Reinsurance Premiums Ceded | Reinsurance Recoverable On | | | | | | | | | Reinsurance Payable | | 18 Net Amount Recoverable From Reinsurers Columns 15 - [16 + 17] | 19 Funds Held by Company Under Reinsurance Treaties | | | | | | | | | | | |
|---|--|------------------------------------|-------------------------------|--|---------------------------------|----------------------------|---------------|-------------------------------|-------------------------------|--------------------------|-------------------------|-------------------------|------------------------------|-----------------------------------|------------------------------|---------------------------------------|---|--|-------|-------|-----|-------|-------|-------|--|--------|-----|--------|-------|
| | | | | | | 7 Paid Losses | 8 Paid LAE | 9 Known Case Loss Reserves | 10 Known Case LAE Reserves | 11 IBNR Loss Reserves | 12 IBNR LAE Reserves | 13 Unearned Premiums | 14 Contingent Commissions | 15 Columns 7 through 14 Totals | 16 Ceded Balances Payable | 17 Other Amounts Due to Reinsurers | | | | | | | | | | | | | |
| Authorized - Other Non-U.S. Insurers (continued) | | | | | | | | | | | | | | | | | | | | | | | | | | | | | |
| AA-1126958 | 00000 | Lloyd's Syndicate #958 | England | | 3 | | | | | | | | | | | | | | | | | | | | | | | | |
| AA-1126990 | 00000 | Lloyd's Syndicate #990 | England | | 1 | | | | | | | | | | | | | | | | | | | | | | | | |
| AA-1127209 | 00000 | Lloyd's Syndicate #1209 | England | | 2 | | | | | | | | | | | | | | | | | | | | | | | | |
| AA-1127241 | 00000 | Lloyd's Syndicate #1241 | England | | 3 | | | | | | | | | | | | | | | | | | | | | | | | |
| AA-1128010 | 00000 | Lloyd's Syndicate #2010 | England | | 6 | | | | | | | 1 | | 1 | | 13 | | (12) | | | | | | | | | | | |
| AA-1128020 | 00000 | Lloyd's Syndicate #2020 | England | | 10 | | | | | | | 2 | | 2 | | 20 | | (18) | | | | | | | | | | | |
| AA-1128027 | 00000 | Lloyd's Syndicate #2027 | England | | 1 | | | | | | | | | | | | | | | | | | | | | | | | |
| AA-1128488 | 00000 | Lloyd's Syndicate #2488 | England | | 11 | | | | | | | 1 | | 1 | | 7 | | (6) | | | | | | | | | | | |
| AA-3194129 | 00000 | Montpelier Re Ltd. | Bermuda | | 2 | | | | | | | 1 | | 1 | | 7 | | (6) | | | | | | | | | | | |
| AA-3190686 | 00000 | Partner Re Ltd | Bermuda | | 11 | | | | | | | 2 | | 2 | | 20 | | (18) | | | | | | | | | | | |
| AA-3190339 | 00000 | Renaissance Re | Bermuda | | 4 | | | | | | | | | | | 18 | | (18) | | | | | | | | | | | |
| AA-1440076 | 00000 | Sirius Internation Insurance Corp. | Europe | | 1 | | | | | | | | | | | | | | | | | | | | | | | | |
| AA-3190455 | 00000 | XL Mid Ocean Reinsurance | Bermuda | | 22 | | | | | | | 3 | | 3 | | 34 | | (30) | | | | | | | | | | | |
| 0899998 | - Other Non-U.S. Insurers (Under \$100,000) | | | | | | | | | | | | | | | | | 1 | | | | | | | | | | | |
| 0899999 | - Subtotal - Authorized - Other Non-U.S. Insurers | | | | | | | | | | | | | | | | | 155 | | | 22 | 22 | 233 | (211) | | | | | |
| 0999999 | - Subtotal - Authorized | | | | | | | | | | | | | | | | | 1,170 | | 25 | 6 | 558 | 54 | 262 | | 905 | 421 | 484 | |
| Unauthorized - Affiliates - U.S. Intercompany Pooling | | | | | | | | | | | | | | | | | | | | | | | | | | | | | |
| 54-1423096 | 39993 | Colony Insurance Co | VA | | 2,694 | | | 1,348 | 295 | 2,321 | 361 | 1,268 | | 5,593 | | | | 5,593 | 5,593 | | | | | | | | | | |
| 65-0075940 | 34118 | Colony National Insurance Co | VA | | 2,395 | | | 794 | 107 | 1,897 | 296 | 1,127 | | 4,221 | | | | 4,221 | 4,221 | | | | | | | | | | |
| 1099999 | - Subtotal - Unauthorized - Affiliates - U.S. Intercompany Pooling | | | | | | | | | | | | | | | | | 5,089 | | 2,142 | 401 | 4,218 | 657 | 2,395 | | 9,813 | | 9,813 | |
| Unauthorized - Affiliates - U.S. Non-Pool | | | | | | | | | | | | | | | | | | | | | | | | | | | | | |
| 25-1620138 | 35505 | Rockwood Casualty | PA | | 3,560 | | | 3,717 | | 1,559 | 355 | 1,531 | | 7,162 | | | | 7,162 | | | | | | | | | | | |
| 1199999 | - Subtotal - Unauthorized - Affiliates - U.S. Non-Pool | | | | | | | | | | | | | | | | | 3,560 | | 3,717 | | 1,559 | 355 | 1,531 | | 7,162 | | 7,162 | |
| 1399999 | - Subtotal - Unauthorized - Affiliates | | | | | | | | | | | | | | | | | 8,649 | | 5,859 | 401 | 5,777 | 1,012 | 3,926 | | 16,975 | | 16,975 | 9,813 |
| 1899999 | - Subtotal - Unauthorized | | | | | | | | | | | | | | | | | 8,649 | | 5,859 | 401 | 5,777 | 1,012 | 3,926 | | 16,975 | | 16,975 | 9,813 |
| 1999999 | - Subtotal - Authorized and Unauthorized | | | | | | | | | | | | | | | | | 9,819 | | 5,884 | 408 | 6,335 | 1,065 | 4,188 | | 17,880 | 421 | 17,459 | 9,813 |
| 9999999 | - TOTAL - Schedule F, Part 3 | | | | | | | | | | | | | | | | | 9,819 | | 5,884 | 408 | 6,335 | 1,065 | 4,188 | | 17,880 | 421 | 17,459 | 9,813 |

40.1

Page 41

Sch. F, Pt. 4, Aging of Ceded Reinsurance

NONE

ANNUAL STATEMENT FOR THE YEAR 2002 OF THE COLONY SPECIALTY INSURANCE COMPANY

SCHEDULE F - PART 5

Provision for Unauthorized Reinsurance as of December 31, Current Year (000 Omitted)

| 1 | 2 | 3 | 4 | 5 | 6 | 7 | 8 | 9 | 10 | 11 | 12 | 13 | 14 | 15 | 16 | 17 |
|---|-------------------|--|--------------------------|--|--|-------------------|------------------------|------------------------|----------------------------|---|-----------------------------------|---|----------------------------|-----------------------------------|---|--|
| Federal ID Number | NAIC Company Code | Name of Reinsurer | Domiciliary Jurisdiction | Reinsurance Recoverable all Items Schedule F Part 3, Column 15 | Funds Held By Company Under Reinsurance Treaties | Letters of Credit | Ceded Balances Payable | Miscellaneous Balances | Other Allowed Offset Items | Sum of Columns 6 through 10 but not in excess of Column 5 | Subtotal Column 5 minus Column 11 | Recoverable Paid Losses & LAE Expenses Over 90 Days past Due not in Dispute | 20% of Amount in Column 13 | Smaller of Column 11 or Column 14 | Smaller of Column 11 or 20% of Amount in Dispute Included in Column 5 | Total Provision for Unauthorized Reinsurance Smaller of Column 5 or Columns 12 + 15 + 16 |
| Affiliates - U. S. Intercompany Pooling | | | | | | | | | | | | | | | | |
| 54-1423096 | 39993 | Colony Insurance Co | VA | 5,593 | 5,593 | | | | | 5,593 | | | | | | |
| 65-0075940 | 34118 | Colony National Insurance Co | VA | 4,221 | 4,221 | | | | | 4,221 | | | | | | |
| 0199999 | | Subtotal Affiliates - U. S. Intercompany Pooling | | 9,813 | 9,813 | | | | | 9,813 | | | | | | |
| Affiliates - U. S. Non-Pool | | | | | | | | | | | | | | | | |
| 25-1620138 | 35505 | Rockwood Casualty | PA | 7,162 | | | | | 7,162 | 7,162 | | | | | | |
| 0299999 | | Subtotal Affiliates - U. S. Non-Pool | | 7,162 | | | | | 7,162 | 7,162 | | | | | | |
| 0499999 | | Subtotal Affiliates | | 16,975 | 9,813 | | | | 7,162 | 16,975 | | | | | | |
| 0999999 | | Subtotal Affiliates and Others | | 16,975 | 9,813 | | | | 7,162 | 16,975 | | | | | | |
| 9999999 | | TOTAL - Schedule F, Part 5 | | 16,975 | 9,813 | | | | 7,162 | 16,975 | | | | | | |

1. Amounts in dispute totaling \$ are included in Column 5.
 2. Amounts in dispute totaling \$ are excluded from Column 13.
 3. Column 5 excludes \$ recoverables on ceded IBNR on contracts in force prior to July 1, 1984 and not subsequently renewed.

Page 43

Sch. F, Pt. 6, Provision for Overdue Authorized Reinsurance

NONE

Page 44

Sch. F, Pt. 7, Provision for Overdue Reinsurance

NONE

SCHEDULE F - PART 8

Restatement of Balance Sheet to Identify Net Credit for Reinsurance

| | 1 As Reported (Net of Ceded) | 2 Restatement Adjustments | 3 Restated (Gross of Ceded) |
|---|------------------------------------|---------------------------------|-----------------------------------|
| ASSETS (Page 2, Column 3) | | | |
| 1. Cash and invested assets (Line 9) | 67,481,437 | | 67,481,437 |
| 2. Agents' balances or uncollected premiums (Line 10) | 708,083 | | 708,083 |
| 3. Funds held by or deposited with reinsured companies (Line 11) | | | |
| 4. Reinsurance recoverable on loss and loss adjustment expense payments (Line 14) | | | |
| 5. Other assets (Lines 12 and 13 and 15 through 25) | 4,764,098 | | 4,764,098 |
| 6. Net amount recoverable from reinsurers | | 7,646,296 | 7,646,296 |
| 7. Totals (Line 28) | 72,953,618 | 7,646,296 | 80,599,914 |
| LIABILITIES (Page 3) | | | |
| 8. Losses and loss adjustment expenses (Lines 1 through 3) | 24,251,173 | 13,691,573 | 37,942,746 |
| 9. Taxes, expenses, and other obligations (Lines 4 through 8) | 293,324 | | 293,324 |
| 10. Unearned premiums (Line 9) | 18,649,378 | 4,188,449 | 22,837,827 |
| 11. Advance premiums (Line 10) | | | |
| 12. Dividends declared and unpaid (Line 11.1 and Line 11.2) | | | |
| 13. Ceded reinsurance premiums payable (net of ceded commissions) (Line 12) | 420,304 | (420,304) | |
| 14. Funds held by company under reinsurance treaties (Line 13) | 9,813,422 | (9,813,422) | |
| 15. Amounts withheld or retained by company for account of others (Line 14) | | | |
| 16. Provision for reinsurance (Line 16) | | | |
| 17. Other liabilities (Line 15 and Line 17 through Line 23) | 51,378 | | 51,378 |
| 18. Total liabilities (Line 26 minus Line 25) | 53,478,979 | 7,646,296 | 61,125,275 |
| 19. Surplus as regards policyholders (Line 35) | 19,474,639 | X X X | 19,474,639 |
| 20. Totals (Line 36) | 72,953,618 | 7,646,296 | 80,599,914 |

NOTE: Is the restatement of this exhibit the result of grossing up balances ceded to affiliates under 100 percent reinsurance or pooling arrangements?

Yes (X) No ()

If yes, give full explanation:

Refer to Note 25 in Notes to Financial Statements.

.....

Page 46

Sch. H, Accident and Health Exhibit, Part 1

NONE

Page 47

Sch. H, Accident and Health Exhibit, Part 2

NONE

Sch. H, Accident and Health Exhibit, Part 3

NONE

Sch. H, Accident and Health Exhibit, Part 4

NONE

Page 48

Sch. H, Pt. 5, Health Claims

NONE

Page 51

Sch. P, Pt. 1A, Homeowners/Farmowners

NONE

SCHEDULE P - PART 1B - PRIVATE PASSENGER AUTO LIABILITY/MEDICAL

(\$000 Omitted)

| Years in Which Premiums Were Earned and Losses Were Incurred | Premiums Earned | | | Loss and Loss Expense Payments | | | | | | | 12 Number of Claims Reported - Direct and Assumed | | |
|--|-------------------------|------------|--------------------------|--------------------------------|------------|---------------------------------------|------------|------------------------------|------------|--|--|--|-----|
| | 1 Direct and Assumed | 2 Ceded | 3 Net (Columns 1 - 2) | Loss Payments | | Defense and Cost Containment Payments | | Adjusting and Other Payments | | 10 Salvage and Subrogation Received | | 11 Total Net Paid (Columns 4 - 5 + 6 - 7 + 8 - 9) | |
| | | | | 4 Direct and Assumed | 5 Ceded | 6 Direct and Assumed | 7 Ceded | 8 Direct and Assumed | 9 Ceded | | | | |
| 1. Prior | XXX | XXX | XXX | | | | | | | | | XXX | |
| 2. 1993 | | | | 50 | | 11 | | | 2 | | | 63 | 16 |
| 3. 1994 | | | | 58 | | 11 | | | 2 | | | 71 | 28 |
| 4. 1995 | | | | 29 | | (3) | | | 2 | | | 28 | 16 |
| 5. 1996 | 5 | | 5 | 6 | | | | | 6 | | | 12 | 4 |
| 6. 1997 | 1 | | 1 | | | | | | 1 | | | 1 | |
| 7. 1998 | 1 | | 1 | | | | | | (1) | | | (1) | |
| 8. 1999 | | | | | | | | | | | | | |
| 9. 2000 | | | | | | | | | | | | | |
| 10. 2001 | | | | | | | | | | | | | |
| 11. 2002 | | | | | | | | | | | | | |
| 12. Totals | XXX | XXX | XXX | 143 | | 19 | | | 12 | | | 174 | XXX |

| | Losses Unpaid | | | | Defense and Cost Containment Unpaid | | | | Adjusting and Other Unpaid | | 23 Salvage and Subrogation Anticipated | 24 Total Net Losses and Expenses Unpaid | 25 Number of Claims Outstanding - Direct & Assumed |
|-----|--------------------------|-------------|--------------------------|-------------|-------------------------------------|-------------|--------------------------|-------------|----------------------------|-------------|---|--|---|
| | Case Basis | | Bulk + IBNR | | Case Basis | | Bulk + IBNR | | 21 Direct and Assumed | 22 Ceded | | | |
| | 13 Direct and Assumed | 14 Ceded | 15 Direct and Assumed | 16 Ceded | 17 Direct and Assumed | 18 Ceded | 19 Direct and Assumed | 20 Ceded | | | | | |
| 1. | | | | | | | | | | | | | |
| 2. | | | | | | | | | | | | | |
| 3. | | | | | | | | | | | | | |
| 4. | | | | | | | | | | | | | |
| 5. | | | | | | | | | | | | | |
| 6. | | | | | | | | | | | | | |
| 7. | 5 | | | | | | | | | | | 5 | |
| 8. | | | | | | | | | | | | | |
| 9. | | | | | | | | | | | | | |
| 10. | | | | | | | | | | | | | |
| 11. | | | | | | | | | | | | | |
| 12. | 5 | | | | | | | | | | | 5 | |

| | Total Losses and Loss Expenses Incurred | | | Loss and Loss Expense Percentage (Incurred/Premiums Earned) | | | Nontabular Discount | | 34 Inter-Company Pooling Participation Percentage | Net Balance Sheet Reserves After Discount | |
|-----|---|-------------|-----------|---|-------------|-----------|---------------------|--------------------|--|---|----------------------------|
| | 26 Direct and Assumed | 27 Ceded | 28 Net | 29 Direct and Assumed | 30 Ceded | 31 Net | 32 Loss | 33 Loss Expense | | 35 Losses Unpaid | 36 Loss Expenses Unpaid |
| 1. | XXX | XXX | XXX | XXX | XXX | XXX | | | XXX | | |
| 2. | 63 | | 63 | | | | | | | | |
| 3. | 71 | | 71 | | | | | | | | |
| 4. | 28 | | 28 | | | | | | | | |
| 5. | 12 | | 12 | 240.0 | | 240.0 | | | | | |
| 6. | 1 | | 1 | 100.0 | | 100.0 | | | | | |
| 7. | 4 | | 4 | 400.0 | | 400.0 | | | | 5 | |
| 8. | | | | | | | | | | | |
| 9. | | | | | | | | | | | |
| 10. | | | | | | | | | | | |
| 11. | | | | | | | | | | | |
| 12. | XXX | XXX | XXX | XXX | XXX | XXX | | | XXX | 5 | |

SCHEDULE P - PART 1C
COMMERCIAL AUTO/TRUCK LIABILITY/MEDICAL

(\$000 Omitted)

| Years in Which Premiums Were Earned and Losses Were Incurred | Premiums Earned | | | Loss and Loss Expense Payments | | | | | | | 12 Number of Claims Reported - Direct and Assumed | | |
|--|-------------------------|------------|--------------------------|--------------------------------|------------|---------------------------------------|------------|------------------------------|------------|--|--|--|-----|
| | 1 Direct and Assumed | 2 Ceded | 3 Net (Columns 1 - 2) | Loss Payments | | Defense and Cost Containment Payments | | Adjusting and Other Payments | | 10 Salvage and Subrogation Received | | 11 Total Net Paid (Columns 4 - 5 + 6 - 7 + 8 - 9) | |
| | | | | 4 Direct and Assumed | 5 Ceded | 6 Direct and Assumed | 7 Ceded | 8 Direct and Assumed | 9 Ceded | | | | |
| 1. Prior | XXX | XXX | XXX | | | | | | | | | XXX | |
| 2. 1993 | 37 | 5 | 32 | | (19) | | | 9 | | | | 28 | 1 |
| 3. 1994 | 22 | 3 | 19 | 3 | (7) | | | 4 | | | | 14 | 2 |
| 4. 1995 | 26 | 26 | | | 2 | 2 | | 10 | | | | 10 | 3 |
| 5. 1996 | 540 | 48 | 492 | 235 | (2) | 55 | (1) | 11 | | | | 304 | 138 |
| 6. 1997 | 992 | 293 | 699 | 466 | 93 | 44 | 3 | 25 | | | | 439 | 218 |
| 7. 1998 | 1,428 | 569 | 859 | 530 | 108 | 63 | 15 | 34 | | | | 504 | 221 |
| 8. 1999 | 1,304 | 807 | 497 | 861 | 601 | 252 | 185 | 34 | | | | 361 | 168 |
| 9. 2000 | 1,576 | 1,237 | 339 | 772 | 570 | 111 | 78 | 22 | | | | 257 | 189 |
| 10. 2001 | 3,254 | 2,708 | 546 | 973 | 808 | 92 | 75 | 25 | | | | 207 | 289 |
| 11. 2002 | 2,072 | 1,453 | 619 | 257 | 200 | 16 | 10 | 9 | | | | 72 | 128 |
| 12. Totals | XXX | XXX | XXX | 4,097 | 2,354 | 635 | 365 | 183 | | | | 2,196 | XXX |

| | Losses Unpaid | | | | Defense and Cost Containment Unpaid | | | | Adjusting and Other Unpaid | | 23 Salvage and Subrogation Anticipated | 24 Total Net Losses and Expenses Unpaid | 25 Number of Claims Outstanding - Direct & Assumed |
|-----|--------------------------|-------------|--------------------------|-------------|-------------------------------------|-------------|--------------------------|-------------|----------------------------|-------------|---|--|---|
| | Case Basis | | Bulk + IBNR | | Case Basis | | Bulk + IBNR | | 21 Direct and Assumed | 22 Ceded | | | |
| | 13 Direct and Assumed | 14 Ceded | 15 Direct and Assumed | 16 Ceded | 17 Direct and Assumed | 18 Ceded | 19 Direct and Assumed | 20 Ceded | | | | | |
| 1. | | | | | | | | | | | | | |
| 2. | | | | | | | | | | | | | |
| 3. | | | | | | | | | | | | | |
| 4. | | | | | | | | | | | | | |
| 5. | | | 1 | | | | | | | | | | 1 |
| 6. | 5 | | 8 | 6 | 1 | | 2 | 1 | | | | | 9 |
| 7. | 47 | 34 | 23 | 5 | 25 | 21 | 2 | 1 | 1 | | | | 37 |
| 8. | 227 | 156 | 52 | 34 | 50 | 34 | 10 | 7 | 3 | | | | 111 |
| 9. | 231 | 185 | 13 | | 34 | 24 | 3 | | 3 | | | | 75 |
| 10. | 371 | 300 | 224 | 169 | 47 | 38 | 49 | 38 | 5 | | | | 151 |
| 11. | 376 | 239 | 390 | 250 | 5 | 1 | 87 | 55 | 15 | | | | 328 |
| 12. | 1,257 | 914 | 711 | 464 | 162 | 118 | 153 | 102 | 27 | | | | 712 |

| | Total Losses and Loss Expenses Incurred | | | Loss and Loss Expense Percentage (Incurred/Premiums Earned) | | | Nontabular Discount | | 34 Inter-Company Pooling Participation Percentage | Net Balance Sheet Reserves After Discount | |
|-----|---|-------------|-----------|---|-------------|-----------|---------------------|--------------------|--|---|----------------------------|
| | 26 Direct and Assumed | 27 Ceded | 28 Net | 29 Direct and Assumed | 30 Ceded | 31 Net | 32 Loss | 33 Loss Expense | | 35 Losses Unpaid | 36 Loss Expenses Unpaid |
| 1. | XXX | XXX | XXX | XXX | XXX | XXX | | | XXX | | |
| 2. | 9 | (19) | 28 | 24.3 | (380.0) | 87.5 | | | | | |
| 3. | 7 | (7) | 14 | 31.8 | (233.3) | 73.7 | | | | | |
| 4. | 12 | 2 | 10 | 46.2 | 7.7 | | | | | | |
| 5. | 302 | (3) | 305 | 55.9 | (6.3) | 62.0 | | | | 1 | |
| 6. | 551 | 103 | 448 | 55.5 | 35.2 | 64.1 | | | | 7 | 2 |
| 7. | 725 | 184 | 541 | 50.8 | 32.3 | 63.0 | | | | 31 | 6 |
| 8. | 1,489 | 1,017 | 472 | 114.2 | 126.0 | 95.0 | | | | 89 | 22 |
| 9. | 1,189 | 857 | 332 | 75.4 | 69.3 | 97.9 | | | | 59 | 16 |
| 10. | 1,786 | 1,428 | 358 | 54.9 | 52.7 | 65.6 | | | | 126 | 25 |
| 11. | 1,155 | 755 | 400 | 55.7 | 52.0 | 64.6 | | | | 277 | 51 |
| 12. | XXX | XXX | XXX | XXX | XXX | XXX | | | XXX | 590 | 122 |

SCHEDULE P - PART 1D - WORKERS' COMPENSATION

(\$000 Omitted)

| Years in Which Premiums Were Earned and Losses Were Incurred | Premiums Earned | | | Loss and Loss Expense Payments | | | | | | | 12 Number of Claims Reported - Direct and Assumed | |
|--|-------------------------|------------|--------------------------|--------------------------------|------------|---------------------------------------|------------|------------------------------|------------|--|--|--|
| | 1 Direct and Assumed | 2 Ceded | 3 Net (Columns 1 - 2) | Loss Payments | | Defense and Cost Containment Payments | | Adjusting and Other Payments | | 10 Salvage and Subrogation Received | | 11 Total Net Paid (Columns 4 - 5 + 6 - 7 + 8 - 9) |
| | | | | 4 Direct and Assumed | 5 Ceded | 6 Direct and Assumed | 7 Ceded | 8 Direct and Assumed | 9 Ceded | | | |
| 1. Prior | XXX | XXX | XXX | | | | | | | | | XXX |
| 2. 1993 | | | | | | | | | | | | |
| 3. 1994 | | | | | | | | | | | | |
| 4. 1995 | | | | | | | | | | | | |
| 5. 1996 | | | | | | | | | | | | |
| 6. 1997 | | | | | | | | | | | | |
| 7. 1998 | 1,462 | 1,454 | 8 | 770 | 770 | 65 | 65 | | | | | 22 |
| 8. 1999 | 6,108 | 6,108 | | 3,274 | 3,274 | 269 | 269 | | | | | 234 |
| 9. 2000 | 8,441 | 8,441 | | 5,795 | 5,795 | 451 | 451 | | | | | 414 |
| 10. 2001 | 6,939 | 6,939 | | 3,430 | 3,430 | 127 | 127 | | | | | 310 |
| 11. 2002 | 3,466 | 3,466 | | 341 | 341 | 10 | 10 | | | | | 83 |
| 12. Totals | XXX | XXX | XXX | 13,610 | 13,610 | 922 | 922 | | | | | XXX |

| | Losses Unpaid | | | | Defense and Cost Containment Unpaid | | | | Adjusting and Other Unpaid | | 23 Salvage and Subrogation Anticipated | 24 Total Net Losses and Expenses Unpaid | 25 Number of Claims Outstanding - Direct & Assumed |
|-----|--------------------------|-------------|--------------------------|-------------|-------------------------------------|-------------|--------------------------|-------------|----------------------------|-------------|---|--|---|
| | Case Basis | | Bulk + IBNR | | Case Basis | | Bulk + IBNR | | 21 Direct and Assumed | 22 Ceded | | | |
| | 13 Direct and Assumed | 14 Ceded | 15 Direct and Assumed | 16 Ceded | 17 Direct and Assumed | 18 Ceded | 19 Direct and Assumed | 20 Ceded | | | | | |
| 1. | | | | | | | | | | | | | |
| 2. | | | | | | | | | | | | | |
| 3. | | | | | | | | | | | | | |
| 4. | | | | | | | | | | | | | |
| 5. | | | | | | | | | | | | | |
| 6. | | | | | | | | | | | | | |
| 7. | 21 | 21 | 9 | 9 | | | 5 | 5 | | | | | 3 |
| 8. | 348 | 348 | 150 | 150 | | | 50 | 50 | | | | | 10 |
| 9. | 1,949 | 1,949 | 500 | 500 | | | 100 | 100 | | | | | 38 |
| 10. | 944 | 944 | 400 | 400 | | | 100 | 100 | | | | | 36 |
| 11. | 455 | 455 | 500 | 500 | | | 100 | 100 | | | | | 40 |
| 12. | 3,717 | 3,717 | 1,559 | 1,559 | | | 355 | 355 | | | | | 127 |

| | Total Losses and Loss Expenses Incurred | | | Loss and Loss Expense Percentage (Incurred/Premiums Earned) | | | Nontabular Discount | | 34 Inter-Company Pooling Participation Percentage | Net Balance Sheet Reserves After Discount | |
|-----|---|-------------|-----------|---|-------------|-----------|---------------------|--------------------|--|---|----------------------------|
| | 26 Direct and Assumed | 27 Ceded | 28 Net | 29 Direct and Assumed | 30 Ceded | 31 Net | 32 Loss | 33 Loss Expense | | 35 Losses Unpaid | 36 Loss Expenses Unpaid |
| 1. | XXX | XXX | XXX | XXX | XXX | XXX | | | XXX | | |
| 2. | | | | | | | | | | | |
| 3. | | | | | | | | | | | |
| 4. | | | | | | | | | | | |
| 5. | | | | | | | | | | | |
| 6. | | | | | | | | | | | |
| 7. | 870 | 870 | | 59.5 | 59.8 | | | | | | |
| 8. | 4,091 | 4,091 | | 67.0 | 67.0 | | | | | | |
| 9. | 8,795 | 8,795 | | 104.2 | 104.2 | | | | | | |
| 10. | 5,001 | 5,001 | | 72.1 | 72.1 | | | | | | |
| 11. | 1,406 | 1,406 | | 40.6 | 40.6 | | | | | | |
| 12. | XXX | XXX | XXX | XXX | XXX | XXX | | | XXX | | |

SCHEDULE P - PART 1E - COMMERCIAL MULTIPLE PERIL

(\$000 Omitted)

| Years in Which Premiums Were Earned and Losses Were Incurred | Premiums Earned | | | Loss and Loss Expense Payments | | | | | | | 12 Number of Claims Reported - Direct and Assumed | |
|--|-------------------------|------------|--------------------------|--------------------------------|------------|---------------------------------------|------------|------------------------------|------------|--|--|--|
| | 1 Direct and Assumed | 2 Ceded | 3 Net (Columns 1 - 2) | Loss Payments | | Defense and Cost Containment Payments | | Adjusting and Other Payments | | 10 Salvage and Subrogation Received | | 11 Total Net Paid (Columns 4 - 5 + 6 - 7 + 8 - 9) |
| | | | | 4 Direct and Assumed | 5 Ceded | 6 Direct and Assumed | 7 Ceded | 8 Direct and Assumed | 9 Ceded | | | |
| 1. Prior | XXX | XXX | XXX | 3 | | | | | | | 3 | XXX |
| 2. 1993 | 4,340 | 394 | 3,946 | 2,229 | (26) | 661 | 266 | 115 | | | 2,765 | 633 |
| 3. 1994 | 3,100 | 125 | 2,975 | 1,872 | 123 | 555 | 314 | 87 | | | 2,077 | 461 |
| 4. 1995 | 414 | 414 | | (43) | 119 | 125 | 45 | 17 | | | (65) | 62 |
| 5. 1996 | 3,617 | 227 | 3,390 | 2,471 | 344 | 600 | 86 | 160 | | | 2,801 | 656 |
| 6. 1997 | 3,911 | 160 | 3,751 | 2,405 | 142 | 435 | 12 | 208 | | | 2,894 | 730 |
| 7. 1998 | 3,696 | 397 | 3,299 | 1,578 | 143 | 342 | 6 | 146 | | | 1,917 | 631 |
| 8. 1999 | 4,108 | 572 | 3,536 | 1,548 | 190 | 435 | 20 | 117 | | | 1,890 | 417 |
| 9. 2000 | 4,376 | 521 | 3,855 | 1,618 | 60 | 340 | 12 | 135 | | | 2,021 | 279 |
| 10. 2001 | 5,222 | 779 | 4,443 | 1,650 | 172 | 249 | 25 | 120 | | | 1,822 | 182 |
| 11. 2002 | 5,526 | 922 | 4,604 | 817 | 72 | 71 | 5 | 84 | | | 895 | 257 |
| 12. Totals | XXX | XXX | XXX | 16,148 | 1,339 | 3,813 | 791 | 1,189 | | | 19,020 | XXX |

| | Losses Unpaid | | | | Defense and Cost Containment Unpaid | | | | Adjusting and Other Unpaid | | 23 Salvage and Subrogation Anticipated | 24 Total Net Losses and Expenses Unpaid | 25 Number of Claims Outstanding - Direct & Assumed |
|-----|--------------------------|-------------|--------------------------|-------------|-------------------------------------|-------------|--------------------------|-------------|----------------------------|-------------|---|--|---|
| | Case Basis | | Bulk + IBNR | | Case Basis | | Bulk + IBNR | | 21 Direct and Assumed | 22 Ceded | | | |
| | 13 Direct and Assumed | 14 Ceded | 15 Direct and Assumed | 16 Ceded | 17 Direct and Assumed | 18 Ceded | 19 Direct and Assumed | 20 Ceded | | | | | |
| 1. | | | 8 | | | | 2 | | | | | 10 | |
| 2. | | | | | | | | | | | | | |
| 3. | | | 22 | | | | 6 | | | | | 28 | |
| 4. | 20 | 20 | | | 7 | 7 | | | | | | | |
| 5. | 59 | 32 | 32 | 4 | 3 | 1 | 7 | 1 | 2 | | | 65 | 1 |
| 6. | 38 | | 41 | 23 | 10 | | 10 | 6 | 7 | | | 77 | 4 |
| 7. | 164 | 2 | 79 | 21 | 27 | 2 | 19 | 5 | 11 | | | 270 | 10 |
| 8. | 346 | 85 | 194 | 9 | 52 | 8 | 44 | 2 | 17 | | | 549 | 12 |
| 9. | 262 | 9 | 412 | 76 | 78 | 1 | 94 | 17 | 24 | | | 767 | 11 |
| 10. | 537 | 13 | 668 | 151 | 68 | 1 | 150 | 33 | 30 | | | 1,255 | 15 |
| 11. | 712 | 17 | 1,387 | 268 | 50 | 6 | 313 | 59 | 122 | | | 2,234 | 63 |
| 12. | 2,138 | 178 | 2,843 | 552 | 295 | 26 | 645 | 123 | 213 | | | 5,255 | 116 |

| | Total Losses and Loss Expenses Incurred | | | Loss and Loss Expense Percentage (Incurred/Premiums Earned) | | | Nontabular Discount | | 34 Inter-Company Pooling Participation Percentage | Net Balance Sheet Reserves After Discount | |
|-----|---|-------------|-----------|---|-------------|-----------|---------------------|--------------------|--|---|----------------------------|
| | 26 Direct and Assumed | 27 Ceded | 28 Net | 29 Direct and Assumed | 30 Ceded | 31 Net | 32 Loss | 33 Loss Expense | | 35 Losses Unpaid | 36 Loss Expenses Unpaid |
| 1. | XXX | XXX | XXX | XXX | XXX | XXX | | | XXX | 8 | 2 |
| 2. | 3,005 | 240 | 2,765 | 69.2 | 60.9 | 70.1 | | | | | |
| 3. | 2,542 | 437 | 2,105 | 82.0 | 349.6 | 70.8 | | | | 22 | 6 |
| 4. | 126 | 191 | (65) | 30.4 | 46.1 | | | | | | |
| 5. | 3,334 | 468 | 2,866 | 92.2 | 206.2 | 84.5 | | | | 55 | 10 |
| 6. | 3,154 | 183 | 2,971 | 80.6 | 114.4 | 79.2 | | | | 56 | 21 |
| 7. | 2,366 | 179 | 2,187 | 64.0 | 45.1 | 66.3 | | | | 220 | 50 |
| 8. | 2,753 | 314 | 2,439 | 67.0 | 54.9 | 69.0 | | | | 446 | 103 |
| 9. | 2,963 | 175 | 2,788 | 67.7 | 33.6 | 72.3 | | | | 589 | 178 |
| 10. | 3,472 | 395 | 3,077 | 66.5 | 50.7 | 69.3 | | | | 1,041 | 214 |
| 11. | 3,556 | 427 | 3,129 | 64.4 | 46.3 | 68.0 | | | | 1,814 | 420 |
| 12. | XXX | XXX | XXX | XXX | XXX | XXX | | | XXX | 4,251 | 1,004 |

**SCHEDULE P - PART 1F - SECTION 1
MEDICAL MALPRACTICE - OCCURRENCE**

(\$000 Omitted)

| Years in Which Premiums Were Earned and Losses Were Incurred | Premiums Earned | | | Loss and Loss Expense Payments | | | | | | | | 12 Number of Claims Reported - Direct and Assumed | |
|--|-------------------------|------------|--------------------------|--------------------------------|------------|---------------------------------------|------------|------------------------------|------------|--|--|--|-----|
| | 1 Direct and Assumed | 2 Ceded | 3 Net (Columns 1 - 2) | Loss Payments | | Defense and Cost Containment Payments | | Adjusting and Other Payments | | 10 Salvage and Subrogation Received | 11 Total Net Paid (Columns 4 - 5 + 6 - 7 + 8 - 9) | | |
| | | | | 4 Direct and Assumed | 5 Ceded | 6 Direct and Assumed | 7 Ceded | 8 Direct and Assumed | 9 Ceded | | | | |
| 1. Prior | XXX | XXX | XXX | | | | | | | | | XXX | |
| 2. 1993 | | | | | | | | | | | | | |
| 3. 1994 | | | | | | | | | | | | | |
| 4. 1995 | | | | 31 | | 7 | | | | | | 38 | |
| 5. 1996 | | | | 5 | | | | | | | | 5 | |
| 6. 1997 | | | | (22) | | 2 | | | | | | (20) | |
| 7. 1998 | | | | (22) | | 3 | | (1) | | | | (20) | |
| 8. 1999 | 35 | | 35 | (19) | | 16 | | (3) | | | | (6) | |
| 9. 2000 | 21 | | 21 | | | | | | | | | | |
| 10. 2001 | 2 | | 2 | | | | | | | | | | |
| 11. 2002 | 1 | | 1 | | | | | | | | | | |
| 12. Totals | XXX | XXX | XXX | (27) | | 28 | | (4) | | | | (3) | XXX |

| | Losses Unpaid | | | | Defense and Cost Containment Unpaid | | | | Adjusting and Other Unpaid | | 23 Salvage and Subrogation Anticipated | 24 Total Net Losses and Expenses Unpaid | 25 Number of Claims Outstanding - Direct & Assumed |
|-----|--------------------------|-------------|--------------------------|-------------|-------------------------------------|-------------|--------------------------|-------------|----------------------------|-------------|---|--|---|
| | Case Basis | | Bulk + IBNR | | Case Basis | | Bulk + IBNR | | 21 Direct and Assumed | 22 Ceded | | | |
| | 13 Direct and Assumed | 14 Ceded | 15 Direct and Assumed | 16 Ceded | 17 Direct and Assumed | 18 Ceded | 19 Direct and Assumed | 20 Ceded | | | | | |
| 1. | | | | | | | | | | | | | |
| 2. | | | | | | | | | | | | | |
| 3. | | | | | | | | | | | | | |
| 4. | | | | | | | | | | | | | |
| 5. | | | | | | | | | | | | | |
| 6. | | | 6 | | | | 1 | | | | | 7 | |
| 7. | 10 | | 4 | | | | 1 | | | | | 15 | |
| 8. | 8 | | 4 | | 4 | | 1 | | 2 | | | 19 | 1 |
| 9. | | | 6 | | | | 1 | | | | | 7 | |
| 10. | | | 1 | | | | | | | | | 1 | |
| 11. | | | | | | | | | | | | | |
| 12. | 18 | | 21 | | 4 | | 4 | | 2 | | | 49 | 1 |

| | Total Losses and Loss Expenses Incurred | | | Loss and Loss Expense Percentage (Incurred/Premiums Earned) | | | Nontabular Discount | | 34 Inter-Company Pooling Participation Percentage | Net Balance Sheet Reserves After Discount | |
|-----|---|-------------|-----------|---|-------------|-----------|---------------------|--------------------|--|---|----------------------------|
| | 26 Direct and Assumed | 27 Ceded | 28 Net | 29 Direct and Assumed | 30 Ceded | 31 Net | 32 Loss | 33 Loss Expense | | 35 Losses Unpaid | 36 Loss Expenses Unpaid |
| 1. | XXX | XXX | XXX | XXX | XXX | XXX | | | XXX | | |
| 2. | | | | | | | | | | | |
| 3. | | | | | | | | | | | |
| 4. | 38 | | 38 | | | | | | | | |
| 5. | 5 | | 5 | | | | | | | | |
| 6. | (13) | | (13) | | | | | | | 6 | 1 |
| 7. | (5) | | (5) | | | | | | | 14 | 1 |
| 8. | 13 | | 13 | 37.1 | | 37.1 | | | | 12 | 7 |
| 9. | 7 | | 7 | 33.3 | | 33.3 | | | | 6 | 1 |
| 10. | 1 | | 1 | 50.0 | | 50.0 | | | | 1 | |
| 11. | | | | | | | | | | | |
| 12. | XXX | XXX | XXX | XXX | XXX | XXX | | | XXX | 39 | 10 |

**SCHEDULE P - PART 1F - SECTION 2
MEDICAL MALPRACTICE - CLAIMS-MADE**

(\$000 Omitted)

| Years in Which Premiums Were Earned and Losses Were Incurred | Premiums Earned | | | Loss and Loss Expense Payments | | | | | | | | 12 Number of Claims Reported - Direct and Assumed | |
|--|-------------------------|------------|--------------------------|--------------------------------|------------|---------------------------------------|------------|------------------------------|------------|--|--|--|-----|
| | 1 Direct and Assumed | 2 Ceded | 3 Net (Columns 1 - 2) | Loss Payments | | Defense and Cost Containment Payments | | Adjusting and Other Payments | | 10 Salvage and Subrogation Received | 11 Total Net Paid (Columns 4 - 5 + 6 - 7 + 8 - 9) | | |
| | | | | 4 Direct and Assumed | 5 Ceded | 6 Direct and Assumed | 7 Ceded | 8 Direct and Assumed | 9 Ceded | | | | |
| 1. Prior | XXX | XXX | XXX | | | | | | | | | XXX | |
| 2. 1993 | | | | | | | | | | | | | |
| 3. 1994 | | | | | | | | | | | | | |
| 4. 1995 | | | | | | | | | | | | | |
| 5. 1996 | | | | | | | | | | | | | |
| 6. 1997 | | | | (16) | | (4) | | (1) | | | | (21) | |
| 7. 1998 | | | | (28) | | (7) | | (1) | | | | (36) | |
| 8. 1999 | 29 | | 29 | (14) | | (3) | | (3) | | | | (20) | |
| 9. 2000 | 16 | | 16 | | | | | | | | | | |
| 10. 2001 | 1 | | 1 | | | | | | | | | | |
| 11. 2002 | 434 | 231 | 203 | | | | | | | | | | |
| 12. Totals | XXX | XXX | XXX | (58) | | (14) | | (5) | | | | (77) | XXX |

| | Losses Unpaid | | | | Defense and Cost Containment Unpaid | | | | Adjusting and Other Unpaid | | 23 Salvage and Subrogation Anticipated | 24 Total Net Losses and Expenses Unpaid | 25 Number of Claims Outstanding - Direct & Assumed |
|-----|--------------------------|-------------|--------------------------|-------------|-------------------------------------|-------------|--------------------------|-------------|----------------------------|-------------|---|--|---|
| | Case Basis | | Bulk + IBNR | | Case Basis | | Bulk + IBNR | | 21 | 22 | | | |
| | 13 Direct and Assumed | 14 Ceded | 15 Direct and Assumed | 16 Ceded | 17 Direct and Assumed | 18 Ceded | 19 Direct and Assumed | 20 Ceded | 21 Direct and Assumed | 22 Ceded | | | |
| 1. | | | | | | | | | | | | | |
| 2. | | | | | | | | | | | | | |
| 3. | | | | | | | | | | | | | |
| 4. | | | | | | | | | | | | | |
| 5. | | | | | | | | | | | | | |
| 6. | | | | | | | | | | | | | |
| 7. | | | | | | | | | | | | | |
| 8. | | | | | | | | | | | | | |
| 9. | | | | | | | | | | | | | |
| 10. | | | | | | | | | | | | | |
| 11. | 11 | | 188 | 111 | | | 13 | | 5 | | | 106 | |
| 12. | 11 | | 188 | 111 | | | 13 | | 5 | | | 106 | |

| | Total Losses and Loss Expenses Incurred | | | Loss and Loss Expense Percentage (Incurred/Premiums Earned) | | | Nontabular Discount | | 34 Inter-Company Pooling Participation Percentage | Net Balance Sheet Reserves After Discount | |
|-----|---|-------------|-----------|---|-------------|-----------|---------------------|--------------------|--|---|----------------------------|
| | 26 Direct and Assumed | 27 Ceded | 28 Net | 29 Direct and Assumed | 30 Ceded | 31 Net | 32 Loss | 33 Loss Expense | | 35 Losses Unpaid | 36 Loss Expenses Unpaid |
| 1. | XXX | XXX | XXX | XXX | XXX | XXX | | | XXX | | |
| 2. | | | | | | | | | | | |
| 3. | | | | | | | | | | | |
| 4. | | | | | | | | | | | |
| 5. | | | | | | | | | | | |
| 6. | (21) | | (21) | | | | | | | | |
| 7. | (36) | | (36) | | | | | | | | |
| 8. | (20) | | (20) | (69.0) | | (69.0) | | | | | |
| 9. | | | | | | | | | | | |
| 10. | | | | | | | | | | | |
| 11. | 217 | 111 | 106 | 50.0 | 48.1 | 52.2 | | | | 88 | 18 |
| 12. | XXX | XXX | XXX | XXX | XXX | XXX | | | XXX | 88 | 18 |

Page 58

Sch. P, Pt. 1G, Special Liability

NONE

**SCHEDULE P - PART 1H - SECTION 1
OTHER LIABILITY - OCCURRENCE**

(\$000 Omitted)

| Years in Which Premiums Were Earned and Losses Were Incurred | Premiums Earned | | | Loss and Loss Expense Payments | | | | | | | 12 Number of Claims Reported - Direct and Assumed | |
|--|-------------------------|------------|--------------------------|--------------------------------|------------|---------------------------------------|------------|------------------------------|------------|--|--|--|
| | 1 Direct and Assumed | 2 Ceded | 3 Net (Columns 1 - 2) | Loss Payments | | Defense and Cost Containment Payments | | Adjusting and Other Payments | | 10 Salvage and Subrogation Received | | 11 Total Net Paid (Columns 4 - 5 + 6 - 7 + 8 - 9) |
| | | | | 4 Direct and Assumed | 5 Ceded | 6 Direct and Assumed | 7 Ceded | 8 Direct and Assumed | 9 Ceded | | | |
| 1. Prior | XXX | XXX | XXX | 5 | (158) | 26 | 34 | 1 | | | 156 | XXX |
| 2. 1993 | 5,019 | 378 | 4,641 | 1,847 | (459) | 681 | 379 | 112 | | | 2,720 | 547 |
| 3. 1994 | 5,457 | 260 | 5,197 | 3,567 | 827 | 1,219 | 773 | 130 | | | 3,316 | 571 |
| 4. 1995 | 1,350 | 1,350 | | 110 | 759 | 653 | 184 | (7) | | | (187) | 237 |
| 5. 1996 | 7,075 | 731 | 6,344 | 2,595 | 247 | 835 | 30 | 167 | | | 3,320 | 861 |
| 6. 1997 | 6,854 | 645 | 6,209 | 3,296 | 920 | 1,189 | 118 | 174 | | | 3,621 | 809 |
| 7. 1998 | 6,906 | 731 | 6,175 | 2,360 | 69 | 737 | 51 | 198 | | | 3,175 | 595 |
| 8. 1999 | 5,893 | 818 | 5,075 | 1,958 | 376 | 811 | 73 | 212 | | | 2,532 | 308 |
| 9. 2000 | 4,938 | 849 | 4,089 | 845 | 30 | 372 | 18 | 93 | | | 1,262 | 188 |
| 10. 2001 | 5,423 | 886 | 4,537 | 626 | 43 | 193 | 6 | 86 | | | 856 | 165 |
| 11. 2002 | 9,152 | 1,107 | 8,045 | 248 | 20 | 47 | 4 | 45 | | | 316 | 210 |
| 12. Totals | XXX | XXX | XXX | 17,457 | 2,674 | 6,763 | 1,670 | 1,211 | | | 21,087 | XXX |

| | Losses Unpaid | | | | Defense and Cost Containment Unpaid | | | | Adjusting and Other Unpaid | | 23 Salvage and Subrogation Anticipated | 24 Total Net Losses and Expenses Unpaid | 25 Number of Claims Outstanding - Direct & Assumed |
|-----|--------------------------|-------------|--------------------------|-------------|-------------------------------------|-------------|--------------------------|-------------|----------------------------|-------------|---|--|---|
| | Case Basis | | Bulk + IBNR | | Case Basis | | Bulk + IBNR | | 21 Direct and Assumed | 22 Ceded | | | |
| | 13 Direct and Assumed | 14 Ceded | 15 Direct and Assumed | 16 Ceded | 17 Direct and Assumed | 18 Ceded | 19 Direct and Assumed | 20 Ceded | | | | | |
| 1. | 360 | 60 | 374 | | 111 | 19 | | | 5 | | | 771 | 7 |
| 2. | 10 | 10 | 23 | 15 | 2 | 2 | 6 | | 3 | | | 17 | 1 |
| 3. | | | 45 | 2 | | | 11 | 2 | 5 | | | 57 | |
| 4. | 78 | 78 | | | 34 | 34 | | | 5 | | | 5 | 5 |
| 5. | 115 | 33 | 60 | 9 | 49 | 31 | 14 | 3 | 8 | | | 170 | 5 |
| 6. | 258 | 72 | 116 | 53 | 53 | 25 | 24 | 10 | 15 | | | 306 | 10 |
| 7. | 212 | 4 | 446 | 326 | 42 | 7 | 103 | 75 | 23 | | | 414 | 11 |
| 8. | 623 | 68 | 205 | 63 | 117 | 26 | 32 | | 43 | | | 863 | 23 |
| 9. | 634 | | 751 | 425 | 119 | | 120 | 50 | 60 | | | 1,209 | 23 |
| 10. | 839 | 34 | 1,046 | 432 | 126 | 10 | 176 | 43 | 88 | | | 1,756 | 39 |
| 11. | 669 | 55 | 3,178 | 408 | 60 | 5 | 699 | 80 | 171 | | | 4,229 | 80 |
| 12. | 3,798 | 414 | 6,244 | 1,733 | 713 | 159 | 1,185 | 263 | 426 | | | 9,797 | 204 |

| | Total Losses and Loss Expenses Incurred | | | Loss and Loss Expense Percentage (Incurred/Premiums Earned) | | | Nontabular Discount | | 34 Inter-Company Pooling Participation Percentage | Net Balance Sheet Reserves After Discount | |
|-----|---|-------------|-----------|---|-------------|-----------|---------------------|--------------------|--|---|----------------------------|
| | 26 Direct and Assumed | 27 Ceded | 28 Net | 29 Direct and Assumed | 30 Ceded | 31 Net | 32 Loss | 33 Loss Expense | | 35 Losses Unpaid | 36 Loss Expenses Unpaid |
| 1. | XXX | XXX | XXX | XXX | XXX | XXX | | | XXX | 674 | 97 |
| 2. | 2,684 | (53) | 2,737 | 53.5 | (14.0) | 59.0 | | | | 8 | 9 |
| 3. | 4,977 | 1,604 | 3,373 | 91.2 | 616.9 | 64.9 | | | | 43 | 14 |
| 4. | 873 | 1,055 | (182) | 64.7 | 78.1 | | | | | | 5 |
| 5. | 3,843 | 353 | 3,490 | 54.3 | 48.3 | 55.0 | | | | 133 | 37 |
| 6. | 5,125 | 1,198 | 3,927 | 74.8 | 185.7 | 63.2 | | | | 249 | 57 |
| 7. | 4,121 | 532 | 3,589 | 59.7 | 72.8 | 58.1 | | | | 328 | 86 |
| 8. | 4,001 | 606 | 3,395 | 67.9 | 74.1 | 66.9 | | | | 697 | 166 |
| 9. | 2,994 | 523 | 2,471 | 60.6 | 61.6 | 60.4 | | | | 960 | 249 |
| 10. | 3,180 | 568 | 2,612 | 58.6 | 64.1 | 57.6 | | | | 1,419 | 337 |
| 11. | 5,117 | 572 | 4,545 | 55.9 | 51.7 | 56.5 | | | | 3,384 | 845 |
| 12. | XXX | XXX | XXX | XXX | XXX | XXX | | | XXX | 7,895 | 1,902 |

**SCHEDULE P - PART 1H - SECTION 2
OTHER LIABILITY - CLAIMS-MADE**

(\$000 Omitted)

| Years in Which Premiums Were Earned and Losses Were Incurred | Premiums Earned | | | Loss and Loss Expense Payments | | | | | | | 12 Number of Claims Reported - Direct and Assumed | |
|--|-------------------------|------------|--------------------------|--------------------------------|------------|---------------------------------------|------------|------------------------------|------------|--|--|--|
| | 1 Direct and Assumed | 2 Ceded | 3 Net (Columns 1 - 2) | Loss Payments | | Defense and Cost Containment Payments | | Adjusting and Other Payments | | 10 Salvage and Subrogation Received | | 11 Total Net Paid (Columns 4 - 5 + 6 - 7 + 8 - 9) |
| | | | | 4 Direct and Assumed | 5 Ceded | 6 Direct and Assumed | 7 Ceded | 8 Direct and Assumed | 9 Ceded | | | |
| 1. Prior | XXX | XXX | XXX | 29 | 190 | (2) | 1 | | | | (164) | XXX |
| 2. 1993 | 3 | | 3 | (66) | (11) | (13) | | (1) | | | (69) | 3 |
| 3. 1994 | 101 | 5 | 96 | (94) | (48) | (27) | | (2) | | | (75) | 2 |
| 4. 1995 | 1,522 | 78 | 1,444 | 268 | (212) | 58 | (58) | 16 | | | 612 | 6 |
| 5. 1996 | 1,184 | 466 | 718 | 401 | 132 | 29 | 25 | 28 | | | 301 | 13 |
| 6. 1997 | 985 | 388 | 597 | 134 | (24) | 34 | 18 | 5 | | | 179 | 20 |
| 7. 1998 | 782 | 253 | 529 | 51 | (4) | 98 | (1) | 7 | | | 161 | 37 |
| 8. 1999 | 1,408 | 214 | 1,194 | 211 | (7) | 113 | 1 | 17 | | | 347 | 24 |
| 9. 2000 | 1,693 | 230 | 1,463 | 76 | | 55 | | 9 | | | 140 | 16 |
| 10. 2001 | 3,586 | 932 | 2,654 | 457 | 204 | 107 | 4 | 19 | | | 375 | 124 |
| 11. 2002 | 7,495 | 2,002 | 5,493 | 425 | 262 | 30 | 1 | 21 | | | 213 | 194 |
| 12. Totals | XXX | XXX | XXX | 1,892 | 482 | 482 | (9) | 119 | | | 2,020 | XXX |

| | Losses Unpaid | | | | Defense and Cost Containment Unpaid | | | | Adjusting and Other Unpaid | | 23 Salvage and Subrogation Anticipated | 24 Total Net Losses and Expenses Unpaid | 25 Number of Claims Outstanding - Direct & Assumed |
|-----|--------------------------|-------------|--------------------------|-------------|-------------------------------------|-------------|--------------------------|-------------|----------------------------|-------------|---|--|---|
| | Case Basis | | Bulk + IBNR | | Case Basis | | Bulk + IBNR | | 21 Direct and Assumed | 22 Ceded | | | |
| | 13 Direct and Assumed | 14 Ceded | 15 Direct and Assumed | 16 Ceded | 17 Direct and Assumed | 18 Ceded | 19 Direct and Assumed | 20 Ceded | | | | | |
| 1. | | | | | | | | | | | | | |
| 2. | | | | | | | | | | | | | |
| 3. | | | | | | | | | | | | | |
| 4. | | | 29 | | | | 7 | | | | | | 36 |
| 5. | 14 | 3 | 34 | 45 | 2 | | 11 | 4 | | | | | 3 |
| 6. | 6 | | 100 | 44 | 2 | | 24 | 11 | 4 | | | | 81 |
| 7. | 76 | | 108 | 75 | 6 | | 26 | 19 | 8 | | | | 130 |
| 8. | 51 | | 262 | 187 | 11 | | 58 | 41 | 13 | | | | 167 |
| 9. | 101 | | 194 | 114 | 16 | | 29 | 13 | 21 | | | | 234 |
| 10. | 183 | | 769 | 264 | 38 | 4 | 132 | 23 | 38 | | | | 869 |
| 11. | 396 | 141 | 2,477 | 637 | 55 | 2 | 435 | 41 | 105 | | | | 2,647 |
| 12. | 827 | 144 | 3,973 | 1,366 | 130 | 6 | 719 | 159 | 193 | | | | 4,167 |

| | Total Losses and Loss Expenses Incurred | | | Loss and Loss Expense Percentage (Incurred/Premiums Earned) | | | Nontabular Discount | | 34 Inter-Company Pooling Participation Percentage | Net Balance Sheet Reserves After Discount | |
|-----|---|-------------|-----------|---|-------------|-----------|---------------------|--------------------|--|---|----------------------------|
| | 26 Direct and Assumed | 27 Ceded | 28 Net | 29 Direct and Assumed | 30 Ceded | 31 Net | 32 Loss | 33 Loss Expense | | 35 Losses Unpaid | 36 Loss Expenses Unpaid |
| 1. | XXX | XXX | XXX | XXX | XXX | XXX | | | XXX | | |
| 2. | (80) | (11) | (69) | (2,666.7) | | (2,300.0) | | | | | |
| 3. | (123) | (48) | (75) | (121.8) | | (78.1) | | | | | |
| 4. | 378 | (270) | 648 | 24.8 | (346.2) | 44.9 | | | | 29 | 7 |
| 5. | 520 | 216 | 304 | 43.9 | 46.4 | 42.3 | | | | | 3 |
| 6. | 309 | 49 | 260 | 31.4 | 12.6 | 43.6 | | | | 62 | 19 |
| 7. | 380 | 89 | 291 | 48.6 | 35.2 | 55.0 | | | | 109 | 21 |
| 8. | 736 | 222 | 514 | 52.3 | 103.7 | 43.0 | | | | 126 | 41 |
| 9. | 501 | 127 | 374 | 29.6 | 55.2 | 25.6 | | | | 181 | 53 |
| 10. | 1,743 | 499 | 1,244 | 48.6 | 53.5 | 46.9 | | | | 688 | 181 |
| 11. | 3,944 | 1,084 | 2,860 | 52.6 | 54.1 | 52.1 | | | | 2,095 | 552 |
| 12. | XXX | XXX | XXX | XXX | XXX | XXX | | | XXX | 3,290 | 877 |

SCHEDULE P - PART 11 - SPECIAL PROPERTY (FIRE, ALLIED LINES, INLAND MARINE, EARTHQUAKE, BURGLARY AND THEFT)

(\$000 Omitted)

| Years in Which Premiums Were Earned and Losses Were Incurred | Premiums Earned | | | Loss and Loss Expense Payments | | | | | | | 12 Number of Claims Reported - Direct and Assumed | |
|--|-------------------------|------------|--------------------------|--------------------------------|------------|---------------------------------------|------------|------------------------------|------------|--|--|--|
| | 1 Direct and Assumed | 2 Ceded | 3 Net (Columns 1 - 2) | Loss Payments | | Defense and Cost Containment Payments | | Adjusting and Other Payments | | 10 Salvage and Subrogation Received | | 11 Total Net Paid (Columns 4 - 5 + 6 - 7 + 8 - 9) |
| | | | | 4 Direct and Assumed | 5 Ceded | 6 Direct and Assumed | 7 Ceded | 8 Direct and Assumed | 9 Ceded | | | |
| 1. Prior | XXX | XXX | XXX | 5 | | 26 | | 8 | | | 39 | XXX |
| 2. 2001 | 1,511 | 428 | 1,083 | 612 | 120 | 31 | 4 | 24 | | | 543 | XXX |
| 3. 2002 | 1,784 | 438 | 1,346 | 400 | 112 | 19 | 2 | 15 | | | 320 | XXX |
| 4. Totals | XXX | XXX | XXX | 1,017 | 232 | 76 | 6 | 47 | | | 902 | XXX |

| | Losses Unpaid | | | | Defense and Cost Containment Unpaid | | | | Adjusting and Other Unpaid | | 23 Salvage and Subrogation Anticipated | 24 Total Net Losses and Expenses Unpaid | 25 Number of Claims Outstanding - Direct & Assumed |
|---------|--------------------------|-------------|--------------------------|-------------|-------------------------------------|-------------|--------------------------|-------------|----------------------------|-------------|---|--|---|
| | Case Basis | | Bulk + IBNR | | Case Basis | | Bulk + IBNR | | 21 Direct and Assumed | 22 Ceded | | | |
| | 13 Direct and Assumed | 14 Ceded | 15 Direct and Assumed | 16 Ceded | 17 Direct and Assumed | 18 Ceded | 19 Direct and Assumed | 20 Ceded | | | | | |
| 1. | 51 | | 37 | 24 | 11 | | 1 | | 3 | | | 79 | 2 |
| 2. | 7 | | 91 | 71 | 4 | | 2 | | 5 | | | 38 | 2 |
| 3. | 277 | 52 | 325 | 60 | 14 | 3 | 57 | | 20 | | | 578 | 17 |
| 4. | 335 | 52 | 453 | 155 | 29 | 3 | 60 | | 28 | | | 695 | 21 |

| | Total Losses and Loss Expenses Incurred | | | Loss and Loss Expense Percentage (Incurred/Premiums Earned) | | | Nontabular Discount | | 34 Inter-Company Pooling Participation Percentage | Net Balance Sheet Reserves After Discount | |
|---------|---|-------------|-----------|---|-------------|-----------|---------------------|--------------------|--|---|----------------------------|
| | 26 Direct and Assumed | 27 Ceded | 28 Net | 29 Direct and Assumed | 30 Ceded | 31 Net | 32 Loss | 33 Loss Expense | | 35 Losses Unpaid | 36 Loss Expenses Unpaid |
| 1. | XXX | XXX | XXX | XXX | XXX | XXX | | | XXX | 64 | 15 |
| 2. | 776 | 195 | 581 | 51.4 | 45.6 | 53.6 | | | | 27 | 11 |
| 3. | 1,127 | 229 | 898 | 63.2 | 52.3 | 66.7 | | | | 490 | 88 |
| 4. | XXX | XXX | XXX | XXX | XXX | XXX | | | XXX | 581 | 114 |

SCHEDULE P - PART 1J - AUTO PHYSICAL DAMAGE

(\$000 Omitted)

| Years in Which Premiums Were Earned and Losses Were Incurred | Premiums Earned | | | Loss and Loss Expense Payments | | | | | | | 12 Number of Claims Reported - Direct and Assumed | |
|--|-------------------------|------------|--------------------------|--------------------------------|------------|---------------------------------------|------------|------------------------------|------------|--|--|---|
| | 1 Direct and Assumed | 2 Ceded | 3 Net (Columns 1 - 2) | Loss Payments | | Defense and Cost Containment Payments | | Adjusting and Other Payments | | 10 Salvage and Subrogation Received | | 11 Total Net Paid (Cols 4 - 5 + 6 - 7 + 8 - 9) |
| | | | | 4 Direct and Assumed | 5 Ceded | 6 Direct and Assumed | 7 Ceded | 8 Direct and Assumed | 9 Ceded | | | |
| 1. Prior | XXX | XXX | XXX | (18) | (20) | 2 | | 3 | | | 7 | XXX |
| 2. 2001 | 1,321 | 1,117 | 204 | 1,105 | 925 | 47 | 39 | 20 | | | 208 | 13 |
| 3. 2002 | 807 | 574 | 233 | 508 | 403 | 18 | 13 | 15 | | | 125 | 22 |
| 4. Totals | XXX | XXX | XXX | 1,595 | 1,308 | 67 | 52 | 38 | | | 340 | XXX |

| | Losses Unpaid | | | | Defense and Cost Containment Unpaid | | | | Adjusting and Other Unpaid | | 23 Salvage and Subrogation Anticipated | 24 Total Net Losses and Expenses Unpaid | 25 Number of Claims Outstanding - Direct & Assumed |
|----|--------------------------|-------------|--------------------------|-------------|-------------------------------------|-------------|--------------------------|-------------|----------------------------|-------------|---|--|---|
| | Case Basis | | Bulk + IBNR | | Case Basis | | Bulk + IBNR | | 21 Direct and Assumed | 22 Ceded | | | |
| | 13 Direct and Assumed | 14 Ceded | 15 Direct and Assumed | 16 Ceded | 17 Direct and Assumed | 18 Ceded | 19 Direct and Assumed | 20 Ceded | | | | | |
| 1. | 3 | | 40 | 33 | 1 | | | | | | | 11 | |
| 2. | 29 | 24 | 58 | 49 | 7 | 6 | | | 1 | | | 16 | 11 |
| 3. | 71 | 40 | 34 | | 4 | 2 | 8 | | 3 | | | 78 | 16 |
| 4. | 103 | 64 | 132 | 82 | 12 | 8 | 8 | | 4 | | | 105 | 27 |

| | Total Losses and Loss Expenses Incurred | | | Loss and Loss Expense Percentage (Incurred/Premiums Earned) | | | Nontabular Discount | | 34 Inter-Company Pooling Participation Percentage | Net Balance Sheet Reserves After Discount | |
|----|---|-------------|-----------|---|-------------|-----------|---------------------|--------------------|--|---|----------------------------|
| | 26 Direct and Assumed | 27 Ceded | 28 Net | 29 Direct and Assumed | 30 Ceded | 31 Net | 32 Loss | 33 Loss Expense | | 35 Losses Unpaid | 36 Loss Expenses Unpaid |
| 1. | XXX | XXX | XXX | XXX | XXX | XXX | | | XXX | 10 | 1 |
| 2. | 1,267 | 1,043 | 224 | 95.9 | 93.4 | 109.8 | | | | 14 | 2 |
| 3. | 661 | 458 | 203 | 81.9 | 79.8 | 87.1 | | | | 65 | 13 |
| 4. | XXX | XXX | XXX | XXX | XXX | XXX | | | XXX | 89 | 16 |

SCHEDULE P - PART 1K - FIDELITY / SURETY

(\$000 Omitted)

| Years in Which Premiums Were Earned and Losses Were Incurred | Premiums Earned | | | Loss and Loss Expense Payments | | | | | | | 12 Number of Claims Reported - Direct and Assumed | |
|--|-------------------------|------------|--------------------------|--------------------------------|------------|---------------------------------------|------------|------------------------------|------------|--|--|--|
| | 1 Direct and Assumed | 2 Ceded | 3 Net (Columns 1 - 2) | Loss Payments | | Defense and Cost Containment Payments | | Adjusting and Other Payments | | 10 Salvage and Subrogation Received | | 11 Total Net Paid (Columns 4 - 5 + 6 - 7 + 8 - 9) |
| | | | | 4 Direct and Assumed | 5 Ceded | 6 Direct and Assumed | 7 Ceded | 8 Direct and Assumed | 9 Ceded | | | |
| 1. Prior | XXX | XXX | XXX | 28 | | 28 | | 3 | | | 59 | XXX |
| 2. 2001 | 9 | | 9 | 14 | | | | 1 | | | 15 | XXX |
| 3. 2002 | 2 | | 2 | | | | | | | | | XXX |
| 4. Totals | XXX | XXX | XXX | 42 | | 28 | | 4 | | | 74 | XXX |

| | Losses Unpaid | | | | Defense and Cost Containment Unpaid | | | | Adjusting and Other Unpaid | | 23 Salvage and Subrogation Anticipated | 24 Total Net Losses and Expenses Unpaid | 25 Number of Claims Outstanding - Direct & Assumed |
|---------|--------------------------|-------------|--------------------------|-------------|-------------------------------------|-------------|--------------------------|-------------|----------------------------|-------------|---|--|---|
| | Case Basis | | Bulk + IBNR | | Case Basis | | Bulk + IBNR | | 21 Direct and Assumed | 22 Ceded | | | |
| | 13 Direct and Assumed | 14 Ceded | 15 Direct and Assumed | 16 Ceded | 17 Direct and Assumed | 18 Ceded | 19 Direct and Assumed | 20 Ceded | | | | | |
| 1. | 65 | | 94 | | 16 | | 23 | | 10 | | | 208 | 6 |
| 2. | 1 | | 7 | | | | 2 | | | | | 10 | |
| 3. | | | 1 | | | | | | | | | 1 | |
| 4. | 66 | | 102 | | 16 | | 25 | | 10 | | | 219 | 6 |

| | Total Losses and Loss Expenses Incurred | | | Loss and Loss Expense Percentage (Incurred/Premiums Earned) | | | Nontabular Discount | | 34 Inter-Company Pooling Participation Percentage | Net Balance Sheet Reserves After Discount | |
|---------|---|-------------|-----------|---|-------------|-----------|---------------------|--------------------|--|---|----------------------------|
| | 26 Direct and Assumed | 27 Ceded | 28 Net | 29 Direct and Assumed | 30 Ceded | 31 Net | 32 Loss | 33 Loss Expense | | 35 Losses Unpaid | 36 Loss Expenses Unpaid |
| 1. | XXX | XXX | XXX | XXX | XXX | XXX | | | XXX | 159 | 49 |
| 2. | 25 | | 25 | 277.8 | | 277.8 | | | | 8 | 2 |
| 3. | 1 | | 1 | 50.0 | | 50.0 | | | | 1 | |
| 4. | XXX | XXX | XXX | XXX | XXX | XXX | | | XXX | 168 | 51 |

Page 64

Sch. P, Pt. 1L, Other (Including Credit, Accident/Health)

NONE

Page 65

Sch. P, Pt. 1M, International

NONE

Page 66

Sch. P, Pt. 1N, Reinsurance

NONE

SCHEDULE P - PART 10 - REINSURANCE

Nonproportional Assumed Liability (\$000 Omitted)

| Years in Which Premiums Were Earned and Losses Were Incurred | Premiums Earned | | | Loss and Loss Expense Payments | | | | | | | | 12 Number of Claims Reported - Direct and Assumed |
|--|-------------------------|------------|--------------------------|--------------------------------|------------|---------------------------------------|------------|------------------------------|------------|--|--|--|
| | 1 Direct and Assumed | 2 Ceded | 3 Net (Columns 1 - 2) | Loss Payments | | Defense and Cost Containment Payments | | Adjusting and Other Payments | | 10 Salvage and Subrogation Received | 11 Total Net Paid (Columns 4 - 5 + 6 - 7 + 8 - 9) | |
| | | | | 4 Direct and Assumed | 5 Ceded | 6 Direct and Assumed | 7 Ceded | 8 Direct and Assumed | 9 Ceded | | | |
| 1. Prior | XXX | XXX | XXX | | | | | | | | | XXX |
| 2. 1993 | | | | | | | | | | | | XXX |
| 3. 1994 | | | | | | | | | | | | XXX |
| 4. 1995 | | | | | | | | | | | | XXX |
| 5. 1996 | 8 | | 8 | | | | | | | | | XXX |
| 6. 1997 | | | | | | | | | | | | XXX |
| 7. 1998 | | | | | | | | | | | | XXX |
| 8. 1999 | | | | | | | | | | | | XXX |
| 9. 2000 | | | | | | | | | | | | XXX |
| 10. 2001 | | | | | | | | | | | | XXX |
| 11. 2002 | | | | | | | | | | | | XXX |
| 12. Totals | XXX | XXX | XXX | | | | | | | | | XXX |

| | Losses Unpaid | | | | Defense and Cost Containment Unpaid | | | | Adjusting and Other Unpaid | | 23 Salvage and Subrogation Anticipated | 24 Total Net Losses and Expenses Unpaid | 25 Number of Claims Outstanding - Direct & Assumed |
|-----|--------------------------|-------------|--------------------------|-------------|-------------------------------------|-------------|--------------------------|-------------|----------------------------|-------------|---|--|---|
| | Case Basis | | Bulk + IBNR | | Case Basis | | Bulk + IBNR | | 21 Direct and Assumed | 22 Ceded | | | |
| | 13 Direct and Assumed | 14 Ceded | 15 Direct and Assumed | 16 Ceded | 17 Direct and Assumed | 18 Ceded | 19 Direct and Assumed | 20 Ceded | | | | | |
| 1. | | | | | | | | | | | | | XXX |
| 2. | | | | | | | | | | | | | XXX |
| 3. | | | | | | | | | | | | | XXX |
| 4. | | | | | | | | | | | | | XXX |
| 5. | | | | | | | | | | | | | XXX |
| 6. | | | | | | | | | | | | | XXX |
| 7. | | | | | | | | | | | | | XXX |
| 8. | | | | | | | | | | | | | XXX |
| 9. | | | | | | | | | | | | | XXX |
| 10. | | | | | | | | | | | | | XXX |
| 11. | | | | | | | | | | | | | XXX |
| 12. | | | | | | | | | | | | | XXX |

| | Total Losses and Loss Expenses Incurred | | | Loss and Loss Expense Percentage (Incurred/Premiums Earned) | | | Nontabular Discount | | 34 Inter-Company Pooling Participation Percentage | Net Balance Sheet Reserves After Discount | |
|-----|---|-------------|-----------|---|-------------|-----------|---------------------|--------------------|--|---|----------------------------|
| | 26 Direct and Assumed | 27 Ceded | 28 Net | 29 Direct and Assumed | 30 Ceded | 31 Net | 32 Loss | 33 Loss Expense | | 35 Losses Unpaid | 36 Loss Expenses Unpaid |
| 1. | XXX | XXX | XXX | XXX | XXX | XXX | | | XXX | | |
| 2. | | | | | | | | | | | |
| 3. | | | | | | | | | | | |
| 4. | | | | | | | | | | | |
| 5. | | | | | | | | | | | |
| 6. | | | | | | | | | | | |
| 7. | | | | | | | | | | | |
| 8. | | | | | | | | | | | |
| 9. | | | | | | | | | | | |
| 10. | | | | | | | | | | | |
| 11. | | | | | | | | | | | |
| 12. | XXX | XXX | XXX | XXX | XXX | XXX | | | XXX | | |

Page 68

Sch. P, Pt. 1P, Reinsurance

NONE

**SCHEDULE P - PART 1R - SECTION 1
PRODUCTS LIABILITY - OCCURRENCE**

(\$000 Omitted)

| Years in Which Premiums Were Earned and Losses Were Incurred | Premiums Earned | | | Loss and Loss Expense Payments | | | | | | | 12 Number of Claims Reported - Direct and Assumed | |
|--|-------------------------|------------|--------------------------|--------------------------------|------------|---------------------------------------|------------|------------------------------|------------|--|--|--|
| | 1 Direct and Assumed | 2 Ceded | 3 Net (Columns 1 - 2) | Loss Payments | | Defense and Cost Containment Payments | | Adjusting and Other Payments | | 10 Salvage and Subrogation Received | | 11 Total Net Paid (Columns 4 - 5 + 6 - 7 + 8 - 9) |
| | | | | 4 Direct and Assumed | 5 Ceded | 6 Direct and Assumed | 7 Ceded | 8 Direct and Assumed | 9 Ceded | | | |
| 1. Prior | XXX | XXX | XXX | | | | | | | | | XXX |
| 2. 1993 | 1,616 | 151 | 1,465 | 480 | (162) | 194 | 82 | 63 | | | 817 | 84 |
| 3. 1994 | 1,255 | 57 | 1,198 | (12) | (246) | 245 | 149 | 51 | | | 381 | 59 |
| 4. 1995 | 280 | 280 | | 445 | 469 | 448 | 110 | 19 | | | 333 | 62 |
| 5. 1996 | 1,585 | 165 | 1,420 | 394 | (7) | 321 | 140 | 38 | | | 620 | 89 |
| 6. 1997 | 1,534 | 103 | 1,431 | 591 | (2) | 183 | | 29 | | | 805 | 67 |
| 7. 1998 | 1,485 | 94 | 1,391 | 544 | (4) | 293 | (2) | 38 | | | 881 | 44 |
| 8. 1999 | 1,220 | 92 | 1,128 | 403 | 1 | 224 | 7 | 53 | | | 672 | 35 |
| 9. 2000 | 1,069 | 106 | 963 | 109 | 4 | 58 | 2 | 11 | | | 172 | 17 |
| 10. 2001 | 1,539 | 129 | 1,410 | 41 | 3 | 31 | 2 | 3 | | | 70 | 12 |
| 11. 2002 | 2,430 | 214 | 2,216 | 46 | | 5 | | 3 | | | 54 | 18 |
| 12. Totals | XXX | XXX | XXX | 3,041 | 56 | 2,002 | 490 | 308 | | | 4,805 | XXX |

| | Losses Unpaid | | | | Defense and Cost Containment Unpaid | | | | Adjusting and Other Unpaid | | 23 Salvage and Subrogation Anticipated | 24 Total Net Losses and Expenses Unpaid | 25 Number of Claims Outstanding - Direct & Assumed |
|-----|--------------------------|-------------|--------------------------|-------------|-------------------------------------|-------------|--------------------------|-------------|----------------------------|-------------|---|--|---|
| | Case Basis | | Bulk + IBNR | | Case Basis | | Bulk + IBNR | | 21 Direct and Assumed | 22 Ceded | | | |
| | 13 Direct and Assumed | 14 Ceded | 15 Direct and Assumed | 16 Ceded | 17 Direct and Assumed | 18 Ceded | 19 Direct and Assumed | 20 Ceded | | | | | |
| 1. | | | | | | | | | | | | | 3 |
| 2. | 25 | 25 | 2 | | 10 | 10 | | | | | | 2 | 1 |
| 3. | 68 | 58 | | | 32 | 23 | | | 29 | | | 48 | 5 |
| 4. | 31 | 31 | 33 | 37 | 8 | 8 | 8 | | 5 | | | 9 | 2 |
| 5. | 230 | 197 | 10 | | 29 | 24 | 2 | | 5 | | | 55 | 5 |
| 6. | 38 | | 46 | 10 | 4 | | 10 | 2 | 5 | | | 91 | 1 |
| 7. | 9 | | 153 | 15 | 7 | | 34 | 4 | 10 | | | 194 | 2 |
| 8. | 199 | 85 | 174 | 85 | 32 | 14 | 41 | 21 | 19 | | | 260 | 5 |
| 9. | 52 | | 280 | 36 | 17 | | 62 | 8 | 10 | | | 375 | 3 |
| 10. | 170 | 9 | 411 | 32 | 30 | 2 | 90 | 7 | 19 | | | 670 | 5 |
| 11. | 95 | 1 | 983 | 81 | 16 | 4 | 217 | 18 | 34 | | | 1,241 | 9 |
| 12. | 917 | 406 | 2,092 | 296 | 185 | 87 | 464 | 60 | 136 | | | 2,945 | 41 |

| | Total Losses and Loss Expenses Incurred | | | Loss and Loss Expense Percentage (Incurred/Premiums Earned) | | | Nontabular Discount | | 34 Inter-Company Pooling Participation Percentage | Net Balance Sheet Reserves After Discount | |
|-----|---|-------------|-----------|---|-------------|-----------|---------------------|--------------------|--|---|----------------------------|
| | 26 Direct and Assumed | 27 Ceded | 28 Net | 29 Direct and Assumed | 30 Ceded | 31 Net | 32 Loss | 33 Loss Expense | | 35 Losses Unpaid | 36 Loss Expenses Unpaid |
| 1. | XXX | XXX | XXX | XXX | XXX | XXX | | | XXX | | |
| 2. | 774 | (45) | 819 | 47.9 | (29.8) | 55.9 | | | | 2 | |
| 3. | 413 | (16) | 429 | 32.9 | (28.1) | 35.8 | | | | 10 | 38 |
| 4. | 997 | 655 | 342 | 356.1 | 233.9 | | | | | (4) | 13 |
| 5. | 1,029 | 354 | 675 | 64.9 | 214.5 | 47.5 | | | | 43 | 12 |
| 6. | 906 | 10 | 896 | 59.1 | 9.7 | 62.6 | | | | 74 | 17 |
| 7. | 1,088 | 13 | 1,075 | 73.3 | 13.8 | 77.3 | | | | 147 | 47 |
| 8. | 1,145 | 213 | 932 | 93.9 | 231.5 | 82.6 | | | | 203 | 57 |
| 9. | 599 | 52 | 547 | 56.0 | 49.1 | 56.8 | | | | 296 | 79 |
| 10. | 795 | 55 | 740 | 51.7 | 42.6 | 52.5 | | | | 540 | 130 |
| 11. | 1,399 | 104 | 1,295 | 57.6 | 48.6 | 58.4 | | | | 996 | 245 |
| 12. | XXX | XXX | XXX | XXX | XXX | XXX | | | XXX | 2,307 | 638 |

**SCHEDULE P - PART 1R - SECTION 2
PRODUCTS LIABILITY - CLAIMS-MADE**

(\$000 Omitted)

| Years in Which Premiums Were Earned and Losses Were Incurred | Premiums Earned | | | Loss and Loss Expense Payments | | | | | | 12 Number of Claims Reported - Direct and Assumed | | |
|--|-------------------------|------------|--------------------------|--------------------------------|------------|---------------------------------------|------------|------------------------------|------------|--|--|--|
| | 1 Direct and Assumed | 2 Ceded | 3 Net (Columns 1 - 2) | Loss Payments | | Defense and Cost Containment Payments | | Adjusting and Other Payments | | | 10 Salvage and Subrogation Received | 11 Total Net Paid (Columns 4 - 5 + 6 - 7 + 8 - 9) |
| | | | | 4 Direct and Assumed | 5 Ceded | 6 Direct and Assumed | 7 Ceded | 8 Direct and Assumed | 9 Ceded | | | |
| 1. Prior | XXX | XXX | XXX | | | | | | | | XXX | |
| 2. 1993 | 53 | 5 | 48 | | (42) | | | 1 | | | 43 | |
| 3. 1994 | 153 | 5 | 148 | (30) | (54) | (12) | 6 | 5 | | | 11 | |
| 4. 1995 | 24 | 24 | | (73) | 3 | (22) | 2 | (1) | | | (101) | |
| 5. 1996 | 262 | 8 | 254 | 195 | | 10 | | 11 | | | 216 | |
| 6. 1997 | 218 | 7 | 211 | 60 | | 17 | | 9 | | | 86 | |
| 7. 1998 | 177 | 5 | 172 | 42 | | 16 | | (1) | | | 57 | |
| 8. 1999 | 85 | 6 | 79 | 11 | | 7 | | 8 | | | 26 | |
| 9. 2000 | 42 | 5 | 37 | 2 | | | | | | | 2 | |
| 10. 2001 | 53 | 7 | 46 | | | 3 | | | | | 3 | |
| 11. 2002 | 96 | 14 | 82 | 1 | | 5 | | | | | 6 | |
| 12. Totals | XXX | XXX | XXX | 208 | (93) | 24 | 8 | 32 | | | 349 | XXX |

| | Losses Unpaid | | | | Defense and Cost Containment Unpaid | | | | Adjusting and Other Unpaid | | 23 Salvage and Subrogation Anticipated | 24 Total Net Losses and Expenses Unpaid | 25 Number of Claims Outstanding - Direct & Assumed |
|-----|--------------------------|-------------|--------------------------|-------------|-------------------------------------|-------------|--------------------------|-------------|----------------------------|-------------|---|--|---|
| | Case Basis | | Bulk + IBNR | | Case Basis | | Bulk + IBNR | | 21 Direct and Assumed | 22 Ceded | | | |
| | 13 Direct and Assumed | 14 Ceded | 15 Direct and Assumed | 16 Ceded | 17 Direct and Assumed | 18 Ceded | 19 Direct and Assumed | 20 Ceded | | | | | |
| 1. | | | | | | | | | | | | | |
| 2. | | | | | | | | | | | | | |
| 3. | | | | | | | | | | | | | |
| 4. | | | 13 | | | | 3 | | | | | | 16 |
| 5. | | | 4 | 3 | | | 1 | 1 | | | | | 1 |
| 6. | | | 3 | | | | 1 | | | | | | 4 |
| 7. | | | 6 | 2 | | | 1 | | | | | | 5 |
| 8. | | | 13 | 2 | | | 3 | 1 | | | | | 13 |
| 9. | | | 18 | 2 | | | 4 | | | | | | 20 |
| 10. | 11 | | 26 | 3 | | | 6 | 1 | | | | | 39 |
| 11. | 5 | | 72 | 5 | 1 | | 16 | 1 | 9 | | | | 97 |
| 12. | 16 | | 155 | 17 | 1 | | 35 | 4 | 9 | | | | 195 |

| | Total Losses and Loss Expenses Incurred | | | Loss and Loss Expense Percentage (Incurred/Premiums Earned) | | | Nontabular Discount | | 34 Inter-Company Pooling Participation Percentage | Net Balance Sheet Reserves After Discount | |
|-----|---|-------------|-----------|---|-------------|-----------|---------------------|--------------------|--|---|----------------------------|
| | 26 Direct and Assumed | 27 Ceded | 28 Net | 29 Direct and Assumed | 30 Ceded | 31 Net | 32 Loss | 33 Loss Expense | | 35 Losses Unpaid | 36 Loss Expenses Unpaid |
| | | | | | | | | | | | |
| 1. | XXX | XXX | XXX | XXX | XXX | XXX | | | XXX | | |
| 2. | 1 | (42) | 43 | 1.9 | (840.0) | 89.6 | | | | | |
| 3. | (37) | (48) | 11 | (24.2) | (960.0) | 7.4 | | | | | |
| 4. | (80) | 5 | (85) | (333.3) | 20.8 | | | | | 13 | 3 |
| 5. | 221 | 4 | 217 | 84.4 | 50.0 | 85.4 | | | | 1 | |
| 6. | 90 | | 90 | 41.3 | | 42.7 | | | | 3 | 1 |
| 7. | 64 | 2 | 62 | 36.2 | 40.0 | 36.0 | | | | 4 | 1 |
| 8. | 42 | 3 | 39 | 49.4 | 50.0 | 49.4 | | | | 11 | 2 |
| 9. | 24 | 2 | 22 | 57.1 | 40.0 | 59.5 | | | | 16 | 4 |
| 10. | 46 | 4 | 42 | 86.8 | 57.1 | 91.3 | | | | 34 | 5 |
| 11. | 109 | 6 | 103 | 113.5 | 42.9 | 125.6 | | | | 72 | 25 |
| 12. | XXX | XXX | XXX | XXX | XXX | XXX | | | XXX | 154 | 41 |

Page 71

Sch. P, Pt. 1S, Financial Guaranty/Mortgage Guaranty

NONE

SCHEDULE P - PART 2A - HOMEOWNERS/FARMOWNERS

| Years in Which Losses Were Incurred | INCURRED NET LOSSES AND DEFENSE AND COST CONTAINMENT EXPENSES REPORTED AT YEAR END (\$000 OMITTED) | | | | | | | | | | DEVELOPMENT | |
|-------------------------------------|--|-----------|-----------|-----------|-----------|-----------|-----------|-----------|-----------|------------|----------------|----------------|
| | 1 1993 | 2 1994 | 3 1995 | 4 1996 | 5 1997 | 6 1998 | 7 1999 | 8 2000 | 9 2001 | 10 2002 | 11 One Year | 12 Two Year |
| 1. Prior | | | | | | | | | | | | |
| 2. 1993 | | | | | | | | | | | | |
| 3. 1994 | XXX | | | | | | | | | | | |
| 4. 1995 | XXX | XXX | | | | | | | | | | |
| 5. 1996 | XXX | XXX | XXX | | | | | | | | | |
| 6. 1997 | XXX | XXX | XXX | | | | | | | | | |
| 7. 1998 | XXX | XXX | XXX | | | | | | | | | |
| 8. 1999 | XXX | XXX | XXX | | | | | | | | | |
| 9. 2000 | XXX | XXX | XXX | | | | | | | | | |
| 10. 2001 | XXX | XXX | XXX | | | | | | | | | XXX |
| 11. 2002 | XXX | XXX | XXX | | | | | | X | | XXX | XXX |
| NONE | | | | | | | | | | | | |
| 12. Totals | | | | | | | | | | | | |

**SCHEDULE P - PART 2B
PRIVATE PASSENGER AUTO LIABILITY/MEDICAL**

| | | | | | | | | | | | | |
|------------|-----|-----|-----|-----|-----|-----|-----|-----|-----|----|-----|-----|
| 1. Prior | | | 3 | 36 | 34 | 41 | 37 | 35 | 35 | 35 | | |
| 2. 1993 | | | | 71 | 78 | 75 | 60 | 61 | 61 | 61 | | |
| 3. 1994 | XXX | | | 81 | 81 | 63 | 69 | 69 | 69 | 69 | | |
| 4. 1995 | XXX | XXX | | 7 | 19 | 17 | 26 | 26 | 26 | 26 | | |
| 5. 1996 | XXX | XXX | XXX | 5 | 5 | 5 | 6 | 6 | 6 | 6 | | |
| 6. 1997 | XXX | XXX | XXX | XXX | | | | | | | | |
| 7. 1998 | XXX | XXX | XXX | XXX | XXX | | 1 | 5 | 5 | 5 | | |
| 8. 1999 | XXX | XXX | XXX | XXX | XXX | XXX | | | | | | |
| 9. 2000 | XXX | XXX | XXX | XXX | XXX | XXX | XXX | | | | | |
| 10. 2001 | XXX | XXX | XXX | XXX | XXX | XXX | XXX | XXX | | | | XXX |
| 11. 2002 | XXX | XXX | XXX | XXX | XXX | XXX | XXX | XXX | XXX | | XXX | XXX |
| 12. Totals | | | | | | | | | | | | |

**SCHEDULE P - PART 2C
COMMERCIAL AUTO/TRUCK LIABILITY/MEDICAL**

| | | | | | | | | | | | | |
|------------|-----|-----|-----|-----|------|------|------|-----|-----|-----|------|-----|
| 1. Prior | | 4 | 3 | | | | | | | | | |
| 2. 1993 | | 19 | 19 | 19 | 19 | 19 | 20 | 19 | 19 | 19 | | |
| 3. 1994 | XXX | | 10 | 10 | 10 | 10 | 11 | 10 | 10 | 10 | | |
| 4. 1995 | XXX | XXX | | (3) | (14) | (12) | (12) | 2 | 2 | | (2) | (2) |
| 5. 1996 | XXX | XXX | XXX | 265 | 277 | 312 | 308 | 297 | 294 | 294 | | (3) |
| 6. 1997 | XXX | XXX | XXX | XXX | 396 | 425 | 395 | 382 | 411 | 423 | 12 | 41 |
| 7. 1998 | XXX | XXX | XXX | XXX | XXX | 516 | 491 | 495 | 493 | 506 | 13 | 11 |
| 8. 1999 | XXX | XXX | XXX | XXX | XXX | XXX | 217 | 305 | 374 | 435 | 61 | 130 |
| 9. 2000 | XXX | XXX | XXX | XXX | XXX | XXX | XXX | 197 | 268 | 307 | 39 | 110 |
| 10. 2001 | XXX | XXX | XXX | XXX | XXX | XXX | XXX | XXX | 348 | 328 | (20) | XXX |
| 11. 2002 | XXX | XXX | XXX | XXX | XXX | XXX | XXX | XXX | XXX | 376 | XXX | XXX |
| 12. Totals | | | | | | | | | | | 103 | 287 |

SCHEDULE P - PART 2D - WORKERS' COMPENSATION

| | | | | | | | | | | | | |
|-------------|-----|-----|-----|--|--|--|--|--|---|--|-----|-----|
| 1. Prior | | | | | | | | | | | | |
| 2. 1993 | | | | | | | | | | | | |
| 3. 1994 | XXX | | | | | | | | | | | |
| 4. 1995 | XXX | XXX | | | | | | | | | | |
| 5. 1996 | XXX | XXX | XXX | | | | | | | | | |
| 6. 1997 | XXX | XXX | XXX | | | | | | | | | |
| 7. 1998 | XXX | XXX | XXX | | | | | | | | | |
| 8. 1999 | XXX | XXX | XXX | | | | | | | | | |
| 9. 2000 | XXX | XXX | XXX | | | | | | | | | |
| 10. 2001 | XXX | XXX | XXX | | | | | | | | | XXX |
| 11. 2002 | XXX | XXX | XXX | | | | | | X | | XXX | XXX |
| NONE | | | | | | | | | | | | |
| 12. Totals | | | | | | | | | | | | |

SCHEDULE P - PART 2E - COMMERCIAL MULTIPLE PERIL

| | | | | | | | | | | | | |
|------------|-------|-------|-------|-------|-------|-------|-------|-------|-------|-------|------|-----|
| 1. Prior | | | | | | | | | | | | |
| 2. 1993 | 1,499 | 1,681 | 1,682 | 1,879 | 1,866 | 1,853 | 1,850 | 1,871 | 1,873 | 1,876 | 3 | 5 |
| 3. 1994 | 2,468 | 2,586 | 2,587 | 2,645 | 2,640 | 2,650 | 2,659 | 2,656 | 2,653 | 2,650 | (3) | (6) |
| 4. 1995 | XXX | 1,883 | 1,882 | 1,864 | 1,907 | 1,973 | 1,979 | 2,001 | 2,028 | 2,018 | (10) | 17 |
| 5. 1996 | XXX | XXX | XXX | (26) | (158) | (168) | (116) | (74) | (78) | (82) | (4) | (8) |
| 6. 1997 | XXX | XXX | XXX | 2,452 | 2,486 | 2,474 | 2,558 | 2,653 | 2,708 | 2,704 | (4) | 51 |
| 7. 1998 | XXX | XXX | XXX | XXX | 2,885 | 2,870 | 2,654 | 2,644 | 2,720 | 2,756 | 36 | 112 |
| 8. 1999 | XXX | XXX | XXX | XXX | XXX | 2,237 | 2,081 | 1,924 | 2,006 | 2,030 | 24 | 106 |
| 9. 1999 | XXX | XXX | XXX | XXX | XXX | XXX | 2,143 | 2,092 | 2,038 | 2,305 | 267 | 213 |
| 9. 2000 | XXX | XXX | XXX | XXX | XXX | XXX | XXX | 2,362 | 2,340 | 2,629 | 289 | 267 |
| 10. 2001 | XXX | XXX | XXX | XXX | XXX | XXX | XXX | XXX | 2,771 | 2,927 | 156 | XXX |
| 11. 2002 | XXX | XXX | XXX | XXX | XXX | XXX | XXX | XXX | XXX | 2,923 | XXX | XXX |
| 12. Totals | | | | | | | | | | | 754 | 757 |

**SCHEDULE P - PART 2F - SECTION 1
MEDICAL MALPRACTICE - OCCURRENCE**

| Years in Which Losses Were Incurred | INCURRED NET LOSSES AND DEFENSE AND COST CONTAINMENT EXPENSES REPORTED AT YEAR END (\$000 OMITTED) | | | | | | | | | | DEVELOPMENT | |
|-------------------------------------|--|-----------|-----------|-----------|-----------|-----------|-----------|-----------|-----------|------------|----------------|----------------|
| | 1 1993 | 2 1994 | 3 1995 | 4 1996 | 5 1997 | 6 1998 | 7 1999 | 8 2000 | 9 2001 | 10 2002 | 11 One Year | 12 Two Year |
| 1. Prior | | | | | | | | | | | | |
| 2. 1993 | | | | | | | | | | | | |
| 3. 1994 | XXX | | | | | | | | | | | |
| 4. 1995 | XXX | XXX | | | | | 6 | 13 | 13 | 38 | 25 | 25 |
| 5. 1996 | XXX | XXX | XXX | | | | 5 | 5 | 5 | 5 | | |
| 6. 1997 | XXX | XXX | XXX | XXX | | | | | (1) | (13) | (12) | (13) |
| 7. 1998 | XXX | XXX | XXX | XXX | XXX | | | | (1) | (4) | (3) | (3) |
| 8. 1999 | XXX | XXX | XXX | XXX | XXX | XXX | 20 | 20 | 19 | 14 | (5) | (6) |
| 9. 2000 | XXX | XXX | XXX | XXX | XXX | XXX | XXX | 11 | 11 | 7 | (4) | (4) |
| 10. 2001 | XXX | XXX | XXX | XXX | XXX | XXX | XXX | XXX | 1 | 1 | | XXX |
| 11. 2002 | XXX | XXX | XXX | XXX | XXX | XXX | XXX | XXX | XXX | | XXX | XXX |
| 12. Totals | | | | | | | | | | | 1 | (1) |

**SCHEDULE P - PART 2F - SECTION 2
MEDICAL MALPRACTICE - CLAIMS-MADE**

| | | | | | | | | | | | | |
|------------|-----|-----|-----|-----|-----|-----|-----|-----|------|------|------|------|
| 1. Prior | | | | | | | | | | | | |
| 2. 1993 | | | | | | | | | | | | |
| 3. 1994 | XXX | | | | | | | | | | | |
| 4. 1995 | XXX | XXX | | | | | | | | | | |
| 5. 1996 | XXX | XXX | XXX | | | | | | | | | |
| 6. 1997 | XXX | XXX | XXX | XXX | | | | (8) | (15) | (20) | (5) | (12) |
| 7. 1998 | XXX | XXX | XXX | XXX | XXX | | (1) | | (23) | (35) | (12) | (35) |
| 8. 1999 | XXX | XXX | XXX | XXX | XXX | XXX | 16 | 17 | 1 | (17) | (18) | (34) |
| 9. 2000 | XXX | XXX | XXX | XXX | XXX | XXX | XXX | 9 | 9 | | (9) | (9) |
| 10. 2001 | XXX | XXX | XXX | XXX | XXX | XXX | XXX | XXX | XXX | 101 | XXX | XXX |
| 11. 2002 | XXX | XXX | XXX | XXX | XXX | XXX | XXX | XXX | XXX | | XXX | XXX |
| 12. Totals | | | | | | | | | | | (44) | (90) |

**SCHEDULE P - PART 2G - SPECIAL LIABILITY
(OCEAN MARINE, AIRCRAFT (ALL PERILS),
BOILER AND MACHINERY)**

| | | | | | | | | | | | | |
|------------|-----|-----|-----|--|--|--|--|--|---|--|-----|-----|
| 1. Prior | | | | | | | | | | | | |
| 2. 1993 | | | | | | | | | | | | |
| 3. 1994 | XXX | | | | | | | | | | | |
| 4. 1995 | XXX | XXX | | | | | | | | | | |
| 5. 1996 | XXX | XXX | XXX | | | | | | | | | |
| 6. 1997 | XXX | XXX | XXX | | | | | | | | | |
| 7. 1998 | XXX | XXX | XXX | | | | | | | | | |
| 8. 1999 | XXX | XXX | XXX | | | | | | | | | |
| 9. 2000 | XXX | XXX | XXX | | | | | | | | | |
| 10. 2001 | XXX | XXX | XXX | | | | | | | | | XXX |
| 11. 2002 | XXX | XXX | XXX | | | | | | X | | XXX | XXX |
| 12. Totals | | | | | | | | | | | | |

**SCHEDULE P - PART 2H - SECTION 1
OTHER LIABILITY - OCCURRENCE**

| | | | | | | | | | | | | |
|------------|-------|-------|-------|-------|-------|-------|-------|-------|-------|-------|------|-------|
| 1. Prior | 3,158 | 4,747 | 4,985 | 4,981 | 4,951 | 5,010 | 5,233 | 5,261 | 5,243 | 5,492 | 249 | 231 |
| 2. 1993 | 2,488 | 2,544 | 2,469 | 2,355 | 2,463 | 2,498 | 2,592 | 2,575 | 2,594 | 2,622 | 28 | 47 |
| 3. 1994 | XXX | 3,033 | 2,964 | 2,867 | 2,869 | 3,165 | 3,229 | 3,171 | 3,171 | 3,238 | 67 | 67 |
| 4. 1995 | XXX | XXX | (95) | (153) | (35) | (177) | (201) | (177) | (180) | (3) | 21 | |
| 5. 1996 | XXX | XXX | 3,418 | 3,241 | 3,545 | 3,250 | 3,206 | 3,205 | 3,315 | 3,315 | 110 | 109 |
| 6. 1997 | XXX | XXX | XXX | XXX | 3,261 | 3,494 | 3,513 | 3,550 | 3,715 | 3,738 | 23 | 188 |
| 7. 1998 | XXX | XXX | XXX | XXX | XXX | 3,361 | 3,354 | 3,262 | 3,273 | 3,368 | 95 | 106 |
| 8. 1999 | XXX | XXX | XXX | XXX | XXX | XXX | 2,935 | 2,873 | 2,907 | 3,140 | 233 | 267 |
| 9. 2000 | XXX | XXX | XXX | XXX | XXX | XXX | XXX | 2,269 | 2,269 | 2,318 | 49 | 49 |
| 10. 2001 | XXX | XXX | XXX | XXX | XXX | XXX | XXX | XXX | 2,457 | 2,438 | (19) | XXX |
| 11. 2002 | XXX | XXX | XXX | XXX | XXX | XXX | XXX | XXX | XXX | 4,329 | XXX | XXX |
| 12. Totals | | | | | | | | | | | 832 | 1,085 |

**SCHEDULE P - PART 2H - SECTION 2
OTHER LIABILITY - CLAIMS-MADE**

| | | | | | | | | | | | | |
|------------|-----|-----|------|------|------|------|------|------|-------|-------|-------|-------|
| 1. Prior | | | 80 | 60 | 65 | 75 | 105 | 101 | 155 | (9) | (164) | (110) |
| 2. 1993 | | 15 | (33) | (66) | (67) | (67) | (67) | (67) | (67) | (68) | (1) | (1) |
| 3. 1994 | XXX | 48 | 17 | 14 | (40) | (40) | (52) | (56) | (56) | (73) | (17) | (17) |
| 4. 1995 | XXX | XXX | 785 | 789 | 722 | 673 | 685 | 679 | 678 | 632 | (46) | (47) |
| 5. 1996 | XXX | XXX | XXX | 394 | 508 | 324 | 315 | 333 | 318 | 272 | (46) | (61) |
| 6. 1997 | XXX | XXX | XXX | XXX | 438 | 289 | 310 | 245 | 235 | 251 | 16 | 6 |
| 7. 1998 | XXX | XXX | XXX | XXX | XXX | 285 | 234 | 253 | 314 | 276 | (38) | 23 |
| 8. 1999 | XXX | XXX | XXX | XXX | XXX | XXX | 694 | 666 | 476 | 484 | 8 | (182) |
| 9. 2000 | XXX | XXX | XXX | XXX | XXX | XXX | XXX | 795 | 607 | 344 | (263) | (451) |
| 10. 2001 | XXX | XXX | XXX | XXX | XXX | XXX | XXX | XXX | 1,365 | 1,187 | (178) | XXX |
| 11. 2002 | XXX | XXX | XXX | XXX | XXX | XXX | XXX | XXX | XXX | 2,734 | XXX | XXX |
| 12. Totals | | | | | | | | | | | (729) | (840) |

SCHEDULE P - PART 2I - SPECIAL PROPERTY (FIRE, ALLIED LINES, INLAND MARINE, EARTHQUAKE, BURGLARY, AND THEFT)

| Years in Which Losses Were Incurred | INCURRED NET LOSSES AND DEFENSE AND COST CONTAINMENT EXPENSES REPORTED AT YEAR END (\$000 OMITTED) | | | | | | | | | | DEVELOPMENT | |
|-------------------------------------|--|-----------|-----------|-----------|-----------|-----------|-----------|-----------|-----------|------------|----------------|----------------|
| | 1 1993 | 2 1994 | 3 1995 | 4 1996 | 5 1997 | 6 1998 | 7 1999 | 8 2000 | 9 2001 | 10 2002 | 11 One Year | 12 Two Year |
| 1. Prior | XXX | XXX | XXX | XXX | XXX | XXX | XXX | 1,194 | 1,228 | 1,157 | (71) | (37) |
| 2. 2001 | XXX | XXX | XXX | XXX | XXX | XXX | XXX | XXX | 756 | 552 | (204) | XXX |
| 3. 2002 | XXX | XXX | XXX | XXX | XXX | XXX | XXX | XXX | XXX | 863 | XXX | XXX |
| 4. Totals | | | | | | | | | | | (275) | (37) |

SCHEDULE P - PART 2J - AUTO PHYSICAL DAMAGE

| | | | | | | | | | | | | |
|----------------|-----|-----|-----|-----|-----|-----|-----|-----|-----|-----|------|------|
| 1. Prior | XXX | XXX | XXX | XXX | XXX | XXX | XXX | 537 | 502 | 458 | (44) | (79) |
| 2. 2001 | XXX | XXX | XXX | XXX | XXX | XXX | XXX | XXX | 229 | 203 | (26) | XXX |
| 3. 2002 | XXX | XXX | XXX | XXX | XXX | XXX | XXX | XXX | XXX | 185 | XXX | XXX |
| 4. Totals | | | | | | | | | | | (70) | (79) |

SCHEDULE P - PART 2K - FIDELITY, SURETY

| | | | | | | | | | | | | |
|----------------|-----|-----|-----|-----|-----|-----|-----|-----|-----|-----|------|------|
| 1. Prior | XXX | XXX | XXX | XXX | XXX | XXX | XXX | 516 | 551 | 487 | (64) | (29) |
| 2. 2001 | XXX | XXX | XXX | XXX | XXX | XXX | XXX | XXX | 23 | 24 | 1 | XXX |
| 3. 2002 | XXX | XXX | XXX | XXX | XXX | XXX | XXX | XXX | XXX | 1 | XXX | XXX |
| 4. Totals | | | | | | | | | | | (63) | (29) |

SCHEDULE P - PART 2L - OTHER (INCLUDING CREDIT, ACCIDENT AND HEALTH)

| | | | | | | | | | | | | |
|----------------|-----|-----|-----|-----|-----|-----|-----|-----|-----|-----|-----|-----|
| 1. Prior | XXX | XXX | XXX | XXX | XXX | XXX | XXX | XXX | XXX | XXX | XXX | XXX |
| 2. 2001 | XXX | XXX | XXX | XXX | XXX | XXX | XXX | XXX | XXX | XXX | XXX | XXX |
| 3. 2002 | XXX | XXX | XXX | XXX | XXX | XXX | XXX | XXX | XXX | XXX | XXX | XXX |
| 4. Totals | | | | | | | | | | | | |

SCHEDULE P - PART 2M - INTERNATIONAL

| | | | | | | | | | | | | |
|----------------|-----|-----|-----|--|--|--|--|--|--|--|--|-----|
| 1. Prior | | | | | | | | | | | | |
| 2. 1993 | | | | | | | | | | | | |
| 3. 1994 | | | | | | | | | | | | |
| 4. 1995 | XXX | | | | | | | | | | | |
| 5. 1996 | XXX | XXX | | | | | | | | | | |
| 6. 1997 | XXX | XXX | XXX | | | | | | | | | |
| 7. 1998 | XXX | XXX | XXX | | | | | | | | | |
| 8. 1999 | XXX | XXX | XXX | | | | | | | | | |
| 9. 2000 | XXX | XXX | XXX | | | | | | | | | |
| 10. 2001 | XXX | XXX | XXX | | | | | | | | | XXX |
| 11. 2002 | XXX | XXX | XXX | | | | | | | | | XXX |
| 12. Totals | | | | | | | | | | | | |

Page 75

Sch. P, Pt. 2N, Reinsurance

NONE

Sch. P, Pt. 2O, Reinsurance

NONE

Sch. P, Pt. 2P, Reinsurance

NONE

**SCHEDULE P - PART 2R - SECTION 1
PRODUCTS LIABILITY - OCCURRENCE**

| Years in Which Losses Were Incurred | INCURRED NET LOSSES AND DEFENSE AND COST CONTAINMENT EXPENSES REPORTED AT YEAR END (\$000 OMITTED) | | | | | | | | | | DEVELOPMENT | |
|-------------------------------------|--|-----------|-----------|-----------|-----------|-----------|-----------|-----------|-----------|------------|----------------|----------------|
| | 1 1993 | 2 1994 | 3 1995 | 4 1996 | 5 1997 | 6 1998 | 7 1999 | 8 2000 | 9 2001 | 10 2002 | 11 One Year | 12 Two Year |
| 1. Prior | 1,469 | 1,582 | 1,581 | 1,578 | 1,377 | 1,404 | 1,424 | 1,435 | 1,426 | 1,426 | | (9) |
| 2. 1993 | 773 | 711 | 713 | 704 | 768 | 807 | 804 | 782 | 769 | 756 | (13) | (26) |
| 3. 1994 | XXX | 579 | 581 | 462 | 298 | 327 | 297 | 304 | 331 | 349 | 18 | 45 |
| 4. 1995 | XXX | XXX | | (12) | 3 | 217 | 267 | 268 | 307 | 318 | 11 | 50 |
| 5. 1996 | XXX | XXX | XXX | 766 | 579 | 672 | 637 | 625 | 623 | 632 | 9 | 7 |
| 6. 1997 | XXX | XXX | XXX | XXX | 773 | 743 | 754 | 720 | 723 | 862 | 139 | 142 |
| 7. 1998 | XXX | XXX | XXX | XXX | XXX | 751 | 757 | 768 | 786 | 1,027 | 241 | 259 |
| 8. 1999 | XXX | XXX | XXX | XXX | XXX | XXX | 674 | 686 | 671 | 860 | 189 | 174 |
| 9. 2000 | XXX | XXX | XXX | XXX | XXX | XXX | XXX | 557 | 527 | 526 | (1) | (31) |
| 10. 2001 | XXX | XXX | XXX | XXX | XXX | XXX | XXX | XXX | 793 | 718 | (75) | XXX |
| 11. 2002 | XXX | XXX | XXX | XXX | XXX | XXX | XXX | XXX | XXX | 1,258 | XXX | XXX |
| 12. Totals | | | | | | | | | | 518 | 611 | |

**SCHEDULE P - PART 2R - SECTION 2
PRODUCTS LIABILITY - CLAIMS-MADE**

| | | | | | | | | | | | | |
|------------|-----|-----|-----|-----|-----|------|------|------|------|-------|-------|------|
| 1. Prior | | | | | | | | | | | | |
| 2. 1993 | 20 | 41 | 42 | 42 | 42 | 42 | 42 | 42 | 42 | 42 | | |
| 3. 1994 | XXX | 73 | 72 | 73 | 72 | 7 | 23 | 14 | 10 | 6 | (4) | (8) |
| 4. 1995 | XXX | XXX | | 11 | 11 | (82) | (25) | (25) | (71) | (84) | (13) | (59) |
| 5. 1996 | XXX | XXX | XXX | 137 | 328 | 237 | 206 | 206 | 206 | 206 | | |
| 6. 1997 | XXX | XXX | XXX | XXX | 114 | 142 | 138 | 138 | 131 | 81 | (50) | (57) |
| 7. 1998 | XXX | XXX | XXX | XXX | XXX | 93 | 93 | 94 | 92 | 63 | (29) | (31) |
| 8. 1999 | XXX | XXX | XXX | XXX | XXX | XXX | 46 | 46 | 46 | 31 | (15) | (15) |
| 9. 2000 | XXX | XXX | XXX | XXX | XXX | XXX | XXX | 21 | 22 | 22 | | 1 |
| 10. 2001 | XXX | XXX | XXX | XXX | XXX | XXX | XXX | XXX | 38 | 42 | 4 | XXX |
| 11. 2002 | XXX | XXX | XXX | XXX | XXX | XXX | XXX | XXX | XXX | 94 | XXX | XXX |
| 12. Totals | | | | | | | | | | (107) | (169) | |

**SCHEDULE P - PART 2S
FINANCIAL GUARANTY / MORTGAGE GUARANTY**

| | | | | | | | | | | | | |
|-----------|-----|-----|-----|-----|-----|-------------|-----|-----|-----|-----|-----|-----|
| 1. Prior | XXX | XXX | XXX | XXX | XXX | XXX | XXX | XXX | XXX | XXX | XXX | XXX |
| 2. 2001 | XXX | XXX | XXX | XXX | XXX | XXX | XXX | XXX | XXX | XXX | XXX | XXX |
| 3. 2002 | XXX | XXX | XXX | XXX | XXX | NONE | XXX | XXX | XXX | XXX | XXX | XXX |
| 4. Totals | | | | | | | | | | | | |

SCHEDULE P - PART 3A - HOMEOWNERS/FARMOWNERS

| Years in Which Losses Were Incurred | CUMULATIVE PAID NET LOSSES AND DEFENSE AND COST CONTAINMENT EXPENSES REPORTED AT YEAR END (\$000 OMITTED) | | | | | | | | | | 11 Number of Claims Closed With Loss Payment | 12 Number of Claims Closed Without Loss Payment | |
|-------------------------------------|---|-----------|-----------|-----------|-----------|-----------|-----------|-----------|-----------|------------|---|--|--|
| | 1 1993 | 2 1994 | 3 1995 | 4 1996 | 5 1997 | 6 1998 | 7 1999 | 8 2000 | 9 2001 | 10 2002 | | | |
| 1. Prior | 0 0 | | | | | | | | | | | | |
| 2. 1993 | | | | | | | | | | | | | |
| 3. 1994 | XXX | | | | | | | | | | | | |
| 4. 1995 | XXX | XXX | | | | | | | | | | | |
| 5. 1996 | XXX | XXX | XX | | | | | | | | | | |
| 6. 1997 | XXX | XXX | XX | | | | | | | | | | |
| 7. 1998 | XXX | XXX | XX | | | | | | | | | | |
| 8. 1999 | XXX | XXX | XX | | | | | | | | | | |
| 9. 2000 | XXX | XXX | XX | | | | | | | | | | |
| 10. 2001 | XXX | XXX | XX | | | | | | | | | | |
| 11. 2002 | XXX | XXX | XX | | | | | | (X) | | | | |

**SCHEDULE P - PART 3B
PRIVATE PASSENGER AUTO LIABILITY/MEDICAL**

| | | | | | | | | | | | | |
|----------|-----|-----|-----|-----|-----|-----|-----|-----|-----|----|----|---|
| 1. Prior | 0 0 | | 3 | 36 | 34 | 41 | 37 | 35 | 35 | 35 | | |
| 2. 1993 | | | | 71 | 78 | 75 | 60 | 61 | 61 | 61 | 13 | 3 |
| 3. 1994 | XXX | | | 81 | 81 | 63 | 69 | 69 | 69 | 69 | 21 | 7 |
| 4. 1995 | XXX | XXX | | 7 | 19 | 17 | 26 | 26 | 26 | 26 | 10 | 6 |
| 5. 1996 | XXX | XXX | XXX | 2 | 5 | 5 | 6 | 6 | 6 | 6 | 2 | 2 |
| 6. 1997 | XXX | XXX | XXX | XXX | | | | | | | | |
| 7. 1998 | XXX | XXX | XXX | XXX | XXX | | | | | | | |
| 8. 1999 | XXX | XXX | XXX | XXX | XXX | XXX | | | | | | |
| 9. 2000 | XXX | XXX | XXX | XXX | XXX | XXX | XXX | | | | | |
| 10. 2001 | XXX | XXX | XXX | XXX | XXX | XXX | XXX | XXX | | | | |
| 11. 2002 | XXX | XXX | XXX | XXX | XXX | XXX | XXX | XXX | XXX | | | |

**SCHEDULE P - PART 3C
COMMERCIAL AUTO/TRUCK LIABILITY/MEDICAL**

| | | | | | | | | | | | | |
|----------|-----|-----|-----|-----|------|------|------|-----|-----|-----|-----|-----|
| 1. Prior | 0 0 | | | | | | | | | | | |
| 2. 1993 | | | 19 | 19 | 19 | 19 | 20 | 19 | 19 | 19 | 1 | |
| 3. 1994 | XXX | 3 | 10 | 10 | 10 | 10 | 11 | 10 | 10 | 10 | 2 | |
| 4. 1995 | XXX | XXX | | (3) | (14) | (12) | (12) | 2 | 2 | 2 | 2 | 1 |
| 5. 1996 | XXX | XXX | XXX | 82 | 146 | 233 | 286 | 293 | 293 | 293 | 62 | 76 |
| 6. 1997 | XXX | XXX | XXX | XXX | 127 | 243 | 363 | 369 | 397 | 414 | 90 | 128 |
| 7. 1998 | XXX | XXX | XXX | XXX | XXX | 142 | 426 | 456 | 466 | 470 | 95 | 124 |
| 8. 1999 | XXX | XXX | XXX | XXX | XXX | XXX | 126 | 173 | 245 | 327 | 114 | 49 |
| 9. 2000 | XXX | XXX | XXX | XXX | XXX | XXX | XXX | 54 | 148 | 235 | 123 | 58 |
| 10. 2001 | XXX | XXX | XXX | XXX | XXX | XXX | XXX | XXX | 84 | 182 | 174 | 94 |
| 11. 2002 | XXX | XXX | XXX | XXX | XXX | XXX | XXX | XXX | XXX | 63 | 58 | 48 |

SCHEDULE P - PART 3D - WORKERS' COMPENSATION

| | | | | | | | | | | | | |
|----------|-----|-----|----|--|--|--|--|--|-----|--|--|--|
| 1. Prior | 0 0 | | | | | | | | | | | |
| 2. 1993 | | | | | | | | | | | | |
| 3. 1994 | XXX | | | | | | | | | | | |
| 4. 1995 | XXX | XXX | | | | | | | | | | |
| 5. 1996 | XXX | XXX | XX | | | | | | | | | |
| 6. 1997 | XXX | XXX | XX | | | | | | | | | |
| 7. 1998 | XXX | XXX | XX | | | | | | | | | |
| 8. 1999 | XXX | XXX | XX | | | | | | | | | |
| 9. 2000 | XXX | XXX | XX | | | | | | | | | |
| 10. 2001 | XXX | XXX | XX | | | | | | | | | |
| 11. 2002 | XXX | XXX | XX | | | | | | (X) | | | |

SCHEDULE P - PART 3E - COMMERCIAL MULTIPLE PERIL

| | | | | | | | | | | | | | |
|----------|-----|-------|-------|-------|-------|-------|-------|-------|-------|-------|-------|-----|-----|
| 1. Prior | 0 0 | | 892 | 1,259 | 1,648 | 1,826 | 1,823 | 1,825 | 1,856 | 1,863 | 1,866 | | |
| 2. 1993 | | 1,061 | 1,780 | 2,184 | 2,400 | 2,494 | 2,577 | 2,622 | 2,635 | 2,652 | 2,650 | 413 | 220 |
| 3. 1994 | XXX | | 763 | 1,244 | 1,591 | 1,765 | 1,790 | 1,872 | 2,002 | 1,997 | 1,990 | 246 | 215 |
| 4. 1995 | XXX | XXX | | | (131) | (218) | (202) | (158) | (115) | (106) | (82) | 42 | 20 |
| 5. 1996 | XXX | XXX | XXX | | 1,045 | 1,658 | 1,969 | 2,374 | 2,498 | 2,612 | 2,641 | 302 | 353 |
| 6. 1997 | XXX | XXX | XXX | XXX | | 1,496 | 1,976 | 1,959 | 2,240 | 2,516 | 2,686 | 325 | 401 |
| 7. 1998 | XXX | XXX | XXX | XXX | XXX | | 1,138 | 893 | 1,217 | 1,531 | 1,771 | 274 | 347 |
| 8. 1999 | XXX | XXX | XXX | XXX | XXX | XXX | | 522 | 1,004 | 1,375 | 1,773 | 251 | 154 |
| 9. 2000 | XXX | XXX | XXX | XXX | XXX | XXX | XXX | | 677 | 1,407 | 1,886 | 161 | 107 |
| 10. 2001 | XXX | XXX | XXX | XXX | XXX | XXX | XXX | XXX | | 995 | 1,702 | 94 | 73 |
| 11. 2002 | XXX | XXX | XXX | XXX | XXX | XXX | XXX | XXX | XXX | | 811 | 114 | 80 |

**SCHEDULE P - PART 3F - SECTION 1
MEDICAL MALPRACTICE - OCCURRENCE**

| Years in Which Losses Were Incurred | CUMULATIVE PAID NET LOSSES AND DEFENSE AND COST CONTAINMENT EXPENSES REPORTED AT YEAR END (\$000 OMITTED) | | | | | | | | | | 11 Number of Claims Closed With Loss Payment | 12 Number of Claims Closed Without Loss Payment | |
|-------------------------------------|---|-----------|-----------|-----------|-----------|-----------|-----------|-----------|-----------|------------|---|--|---|
| | 1 1993 | 2 1994 | 3 1995 | 4 1996 | 5 1997 | 6 1998 | 7 1999 | 8 2000 | 9 2001 | 10 2002 | | | |
| 1. Prior | 0 0 0 | | | | | | | | | | | | |
| 2. 1993 | | | | | | | | | | | | | |
| 3. 1994 | XXX | | | | | | | | | | | | |
| 4. 1995 | XXX | XXX | | | | | | 6 | 13 | 13 | 38 | | |
| 5. 1996 | XXX | XXX | XXX | | | | | 5 | 5 | 5 | 5 | | |
| 6. 1997 | XXX | XXX | XXX | XXX | | | | (29) | (23) | (21) | (20) | | 1 |
| 7. 1998 | XXX | XXX | XXX | XXX | XXX | | | (54) | (48) | (20) | (19) | | 1 |
| 8. 1999 | XXX | XXX | XXX | XXX | XXX | XXX | | (23) | (22) | (15) | (3) | | 2 |
| 9. 2000 | XXX | XXX | XXX | XXX | XXX | XXX | XXX | | | | | | |
| 10. 2001 | XXX | XXX | XXX | XXX | XXX | XXX | XXX | XXX | | | | | |
| 11. 2002 | XXX | XXX | XXX | XXX | XXX | XXX | XXX | XXX | XXX | XXX | | | |

**SCHEDULE P - PART 3F - SECTION 2
MEDICAL MALPRACTICE - CLAIMS-MADE**

| Years in Which Losses Were Incurred | 1 1993 | 2 1994 | 3 1995 | 4 1996 | 5 1997 | 6 1998 | 7 1999 | 8 2000 | 9 2001 | 10 2002 | 11 Number of Claims Closed With Loss Payment | 12 Number of Claims Closed Without Loss Payment |
|-------------------------------------|-----------|-----------|-----------|-----------|-----------|-----------|-----------|-----------|-----------|------------|---|--|
| 1. Prior | 0 0 0 | | | | | | | | | | | |
| 2. 1993 | | | | | | | | | | | | |
| 3. 1994 | XXX | | | | | | | | | | | |
| 4. 1995 | XXX | XXX | | | | | | | | | | |
| 5. 1996 | XXX | XXX | XXX | | | | | | | | | |
| 6. 1997 | XXX | XXX | XXX | XXX | | | | (20) | (20) | (20) | | |
| 7. 1998 | XXX | XXX | XXX | XXX | XXX | | | (35) | (35) | (35) | | 1 |
| 8. 1999 | XXX | XXX | XXX | XXX | XXX | XXX | | (17) | (17) | (17) | | |
| 9. 2000 | XXX | XXX | XXX | XXX | XXX | XXX | XXX | | | | | |
| 10. 2001 | XXX | XXX | XXX | XXX | XXX | XXX | XXX | XXX | | | | |
| 11. 2002 | XXX | XXX | XXX | XXX | XXX | XXX | XXX | XXX | XXX | | | |

**SCHEDULE P - PART 3G - SPECIAL LIABILITY
(OCEAN MARINE, AIRCRAFT (ALL PERILS),
BOILER AND MACHINERY)**

| Years in Which Losses Were Incurred | 1 1993 | 2 1994 | 3 1995 | 4 1996 | 5 1997 | 6 1998 | 7 1999 | 8 2000 | 9 2001 | 10 2002 | 11 Number of Claims Closed With Loss Payment | 12 Number of Claims Closed Without Loss Payment |
|-------------------------------------|-----------|-----------|-----------|-----------|-----------|-----------|-----------|-----------|-----------|------------|---|--|
| 1. Prior | 0 0 0 | | | | | | | | | | XXX | XXX |
| 2. 1993 | | | | | | | | | | | XXX | XXX |
| 3. 1994 | XXX | | | | | | | | | | XXX | XXX |
| 4. 1995 | XXX | XXX | | | | | | | | | XXX | XXX |
| 5. 1996 | XXX | XXX | XXX | | | | | | | | XXX | XXX |
| 6. 1997 | XXX | XXX | XXX | XXX | | | | | | | XXX | XXX |
| 7. 1998 | XXX | XXX | XXX | XXX | | | | | | | XXX | XXX |
| 8. 1999 | XXX | XXX | XXX | XXX | XXX | | | | | | XXX | XXX |
| 9. 2000 | XXX | XXX | XXX | XXX | XXX | XXX | | | | | XXX | XXX |
| 10. 2001 | XXX | XXX | XXX | XXX | XXX | XXX | XXX | | | | XXX | XXX |
| 11. 2002 | XXX | XXX | XXX | XXX | XXX | XXX | XXX | XXX | XXX | XXX | XXX | XXX |

NONE

**SCHEDULE P - PART 3H - SECTION 1
OTHER LIABILITY - OCCURRENCE**

| Years in Which Losses Were Incurred | 1 1993 | 2 1994 | 3 1995 | 4 1996 | 5 1997 | 6 1998 | 7 1999 | 8 2000 | 9 2001 | 10 2002 | 11 Number of Claims Closed With Loss Payment | 12 Number of Claims Closed Without Loss Payment |
|-------------------------------------|-----------|-----------|-----------|-----------|-----------|-----------|-----------|-----------|-----------|------------|---|--|
| 1. Prior | 0 0 0 | 2,417 | 2,806 | 3,568 | 4,002 | 4,512 | 4,149 | 4,812 | 4,571 | 4,726 | 3 | 1 |
| 2. 1993 | 347 | 894 | 1,461 | 2,060 | 2,284 | 2,418 | 2,592 | 2,575 | 2,525 | 2,608 | 349 | 197 |
| 3. 1994 | XXX | 440 | 1,127 | 1,882 | 2,414 | 2,814 | 3,152 | 3,157 | 3,119 | 3,186 | 357 | 214 |
| 4. 1995 | XXX | XXX | | (483) | (487) | (355) | (471) | (366) | (176) | (180) | 137 | 95 |
| 5. 1996 | XXX | XXX | XXX | 406 | 978 | 1,665 | 2,702 | 2,851 | 3,007 | 3,153 | 374 | 482 |
| 6. 1997 | XXX | XXX | XXX | XXX | 410 | 1,195 | 2,350 | 2,799 | 3,284 | 3,447 | 347 | 452 |
| 7. 1998 | XXX | XXX | XXX | XXX | XXX | 426 | 1,557 | 1,962 | 2,406 | 2,977 | 238 | 346 |
| 8. 1999 | XXX | XXX | XXX | XXX | XXX | XXX | 884 | 1,306 | 1,694 | 2,320 | 162 | 123 |
| 9. 2000 | XXX | XXX | XXX | XXX | XXX | XXX | XXX | 270 | 663 | 1,169 | 87 | 78 |
| 10. 2001 | XXX | XXX | XXX | XXX | XXX | XXX | XXX | XXX | 268 | 770 | 61 | 65 |
| 11. 2002 | XXX | XXX | XXX | XXX | XXX | XXX | XXX | XXX | XXX | 271 | 65 | 65 |

**SCHEDULE P - PART 3H - SECTION 2
OTHER LIABILITY - CLAIMS-MADE**

| Years in Which Losses Were Incurred | 1 1993 | 2 1994 | 3 1995 | 4 1996 | 5 1997 | 6 1998 | 7 1999 | 8 2000 | 9 2001 | 10 2002 | 11 Number of Claims Closed With Loss Payment | 12 Number of Claims Closed Without Loss Payment |
|-------------------------------------|-----------|-----------|-----------|-----------|-----------|-----------|-----------|-----------|-----------|------------|---|--|
| 1. Prior | 0 0 0 | | 80 | 60 | 65 | 75 | 105 | 101 | 155 | (9) | | |
| 2. 1993 | | 1 | (33) | (67) | (67) | (67) | (67) | (67) | (67) | (68) | 2 | 1 |
| 3. 1994 | XXX | | 17 | 14 | (40) | (40) | (52) | (56) | (56) | (73) | 2 | |
| 4. 1995 | XXX | XXX | 38 | 423 | 360 | 339 | 434 | 516 | 514 | 596 | 5 | 1 |
| 5. 1996 | XXX | XXX | XXX | 150 | 161 | 172 | 252 | 274 | 272 | 273 | 5 | 8 |
| 6. 1997 | XXX | XXX | XXX | XXX | (3) | 18 | 125 | 170 | 165 | 174 | 5 | 15 |
| 7. 1998 | XXX | XXX | XXX | XXX | XXX | 19 | (48) | 72 | 129 | 154 | 10 | 25 |
| 8. 1999 | XXX | XXX | XXX | XXX | XXX | XXX | 70 | 131 | 207 | 330 | 7 | 13 |
| 9. 2000 | XXX | XXX | XXX | XXX | XXX | XXX | XXX | 34 | 84 | 131 | 2 | 8 |
| 10. 2001 | XXX | XXX | XXX | XXX | XXX | XXX | XXX | XXX | 145 | 356 | 69 | 45 |
| 11. 2002 | XXX | XXX | XXX | XXX | XXX | XXX | XXX | XXX | XXX | 192 | 86 | 66 |

SCHEDULE P - PART 3I - SPECIAL PROPERTY (FIRE, ALLIED LINES, INLAND MARINE, EARTHQUAKE, BURGLARY, AND THEFT)

| Years in Which Losses Were Incurred | CUMULATIVE PAID NET LOSSES AND DEFENSE AND COST CONTAINMENT EXPENSES REPORTED AT YEAR END (\$000 OMITTED) | | | | | | | | | | 11 Number of Claims Closed With Loss Payment | 12 Number of Claims Closed Without Loss Payment |
|-------------------------------------|---|-----------|-----------|-----------|-----------|-----------|-----------|-----------|-----------|------------|---|--|
| | 1 1993 | 2 1994 | 3 1995 | 4 1996 | 5 1997 | 6 1998 | 7 1999 | 8 2000 | 9 2001 | 10 2002 | | |
| 1. Prior | XXX | XXX | XXX | XXX | XXX | XXX | XXX | 0 0 0 | 1,050 | 1,081 | XXX | XXX |
| 2. 2001 | XXX | XXX | XXX | XXX | XXX | XXX | XXX | XXX | 293 | 519 | XXX | XXX |
| 3. 2002 | XXX | XXX | XXX | XXX | XXX | XXX | XXX | XXX | XXX | 305 | XXX | XXX |

SCHEDULE P - PART 3J - AUTO PHYSICAL DAMAGE

| | | | | | | | | | | | | |
|----------------|-----|-----|-----|-----|-----|-----|-----|-------|-----|-----|---|---|
| 1. Prior | XXX | XXX | XXX | XXX | XXX | XXX | XXX | 0 0 0 | 444 | 448 | | |
| 2. 2001 | XXX | XXX | XXX | XXX | XXX | XXX | XXX | XXX | 165 | 188 | 1 | 1 |
| 3. 2002 | XXX | XXX | XXX | XXX | XXX | XXX | XXX | XXX | XXX | 110 | 4 | 2 |

SCHEDULE P - PART 3K - FIDELITY/SURETY

| | | | | | | | | | | | | |
|----------------|-----|-----|-----|-----|-----|-----|-----|-------|-----|-----|-----|-----|
| 1. Prior | XXX | XXX | XXX | XXX | XXX | XXX | XXX | 0 0 0 | 232 | 288 | XXX | XXX |
| 2. 2001 | XXX | XXX | XXX | XXX | XXX | XXX | XXX | XXX | 13 | 14 | XXX | XXX |
| 3. 2002 | XXX | XXX | XXX | XXX | XXX | XXX | XXX | XXX | XXX | | XXX | XXX |

SCHEDULE P - PART 3L - OTHER (INCLUDING CREDIT, ACCIDENT AND HEALTH)

| | | | | | | | | | | | | |
|----------------|-----|-----|-----|-----|-----|-------------|-----|-------|-----|--|-----|-----|
| 1. Prior | XXX | XXX | XXX | XXX | XXX | XXX | XXX | 0 0 0 | | | XXX | XXX |
| 2. 2001 | XXX | XXX | XXX | XXX | XXX | XXX | XXX | XXX | | | XXX | XXX |
| 3. 2002 | XXX | XXX | XXX | XXX | XXX | NONE | X | XXX | XXX | | XXX | XXX |

SCHEDULE P - PART 3M - INTERNATIONAL

| | | | | | | | | | | | | |
|----------------|-------|-----|-----|-----|-----|-----|-----|-----|-----|--|-----|-----|
| 1. Prior | 0 0 0 | | | | | | | | | | XXX | XXX |
| 2. 1993 | | | | | | | | | | | XXX | XXX |
| 3. 1994 | XXX | | | | | | | | | | XXX | XXX |
| 4. 1995 | XXX | XXX | | | | | | | | | XXX | XXX |
| 5. 1996 | XXX | XXX | XXX | | | | | | | | XXX | XXX |
| 6. 1997 | XXX | XXX | XXX | | | | | | | | XXX | XXX |
| 7. 1998 | XXX | XXX | XXX | | | | | | | | XXX | XXX |
| 8. 1999 | XXX | XXX | XXX | | | | | | | | XXX | XXX |
| 9. 2000 | XXX | XXX | XXX | | | | | | | | XXX | XXX |
| 10. 2001 | XXX | XXX | XXX | | | | | | | | XXX | XXX |
| 11. 2002 | XXX | XXX | XXX | XXX | XXX | XXX | XXX | XXX | XXX | | XXX | XXX |

Page 80

Sch. P, Pt. 3N, Reinsurance

NONE

Sch. P, Pt. 3O, Reinsurance

NONE

Sch. P, Pt. 3P, Reinsurance

NONE

**SCHEDULE P - PART 3R - SECTION 1
PRODUCTS LIABILITY - OCCURRENCE**

| Years in Which Losses Were Incurred | CUMULATIVE PAID NET LOSSES AND DEFENSE AND COST CONTAINMENT EXPENSES REPORTED AT YEAR END (\$000 OMITTED) | | | | | | | | | | 11 Number of Claims Closed With Loss Payment | 12 Number of Claims Closed Without Loss Payment |
|-------------------------------------|---|-----------|-----------|-----------|-----------|-----------|-----------|-----------|-----------|------------|---|--|
| | 1 1993 | 2 1994 | 3 1995 | 4 1996 | 5 1997 | 6 1998 | 7 1999 | 8 2000 | 9 2001 | 10 2002 | | |
| 1. Prior | 0 0 0 | 196 | 631 | 1,048 | 1,283 | 1,385 | 1,373 | 1,419 | 1,426 | 1,426 | | |
| 2. 1993 | 41 | 177 | 507 | 561 | 679 | 741 | 535 | 662 | 649 | 754 | 30 | 53 |
| 3. 1994 | XXX | | (81) | 83 | 100 | 189 | 278 | 285 | 333 | 330 | 20 | 34 |
| 4. 1995 | XXX | XXX | | (116) | (43) | 217 | 267 | 268 | 323 | 314 | 37 | 23 |
| 5. 1996 | XXX | XXX | XXX | 100 | 77 | 158 | 498 | 540 | 559 | 582 | 40 | 44 |
| 6. 1997 | XXX | XXX | XXX | XXX | 32 | 72 | 479 | 602 | 695 | 776 | 27 | 39 |
| 7. 1998 | XXX | XXX | XXX | XXX | XXX | 51 | 458 | 537 | 652 | 843 | 20 | 22 |
| 8. 1999 | XXX | XXX | XXX | XXX | XXX | XXX | 233 | 287 | 452 | 619 | 16 | 14 |
| 9. 2000 | XXX | XXX | XXX | XXX | XXX | XXX | | 26 | 97 | 161 | 8 | 6 |
| 10. 2001 | XXX | XXX | XXX | XXX | XXX | XXX | XXX | XXX | 12 | 67 | 4 | 3 |
| 11. 2002 | XXX | XXX | XXX | XXX | XXX | XXX | XXX | XXX | XXX | 51 | 5 | 4 |

**SCHEDULE P - PART 3R - SECTION 2
PRODUCTS LIABILITY - CLAIMS-MADE**

| | | | | | | | | | | | | |
|----------------|-------|-----|-----|-----|-----|------|------|------|------|-------|---|---|
| 1. Prior | 0 0 0 | | | | | | | | | | | |
| 2. 1993 | | | 42 | 42 | 42 | 42 | 42 | 42 | 42 | 42 | 2 | |
| 3. 1994 | XXX | | 9 | 9 | 9 | (1) | 23 | 14 | 10 | 6 | 1 | 3 |
| 4. 1995 | XXX | XXX | | | | (82) | (41) | (41) | (87) | (100) | | 2 |
| 5. 1996 | XXX | XXX | XXX | 1 | 164 | 173 | 205 | 205 | 205 | 205 | 2 | 4 |
| 6. 1997 | XXX | XXX | XXX | XXX | | 10 | 77 | 77 | 77 | 77 | 1 | 3 |
| 7. 1998 | XXX | XXX | XXX | XXX | XXX | | 46 | 54 | 58 | 58 | | 2 |
| 8. 1999 | XXX | XXX | XXX | XXX | XXX | XXX | 18 | 18 | 18 | 18 | | |
| 9. 2000 | XXX | XXX | XXX | XXX | XXX | XXX | | | 2 | 2 | | |
| 10. 2001 | XXX | XXX | XXX | XXX | XXX | XXX | XXX | XXX | 2 | 3 | | |
| 11. 2002 | XXX | XXX | XXX | XXX | XXX | XXX | XXX | XXX | XXX | 6 | | |

SCHEDULE P - PART 3S - FINANCIAL GUARANTY/MORTGAGE GUARANTY

| | | | | | | | | | | | | |
|----------------|-----|-----|-----|-----|-----|-----|-------------|-------|-----|--|-----|-----|
| 1. Prior | XXX | XXX | XXX | XXX | XXX | XXX | XXX | 0 0 0 | | | XXX | XXX |
| 2. 2001 | XXX | XXX | XXX | XXX | XXX | XXX | XXX | XXX | | | XXX | XXX |
| 3. 2002 | XXX | XXX | XXX | XXX | XXX | XXX | NONE | XXX | XXX | | XXX | XXX |

SCHEDULE P - PART 4A - HOMEOWNERS/FARMOWNERS

| Years in Which Losses Were Incurred | BULK AND IBNR RESERVES ON NET LOSSES AND DEFENSE AND COST CONTAINMENT EXPENSES REPORTED AT YEAR END (\$000 OMITTED) | | | | | | | | | |
|-------------------------------------|---|-----------|-----------|-----------|-----------|-----------|-----------|-----------|-----------|------------|
| | 1 1993 | 2 1994 | 3 1995 | 4 1996 | 5 1997 | 6 1998 | 7 1999 | 8 2000 | 9 2001 | 10 2002 |
| 1. Prior | | | | | | | | | | |
| 2. 1993 | | | | | | | | | | |
| 3. 1994 | XXX | | | | | | | | | |
| 4. 1995 | XXX | XXX | | | | | | | | |
| 5. 1996 | XXX | XXX | | | | | | | | |
| 6. 1997 | XXX | XXX | | | | | | | | |
| 7. 1998 | XXX | XXX | | | | | | | | |
| 8. 1999 | XXX | XXX | | | | | | | | |
| 9. 2000 | XXX | XXX | | | | | | | | |
| 10. 2001 | XXX | XXX | | | | | | XXX | | |
| 11. 2002 | XXX | XXX | XXX | XXX | XXX | XXX | XXX | XXX | XXX | |

**SCHEDULE P - PART 4B
PRIVATE PASSENGER AUTO LIABILITY/MEDICAL**

| Years in Which Losses Were Incurred | BULK AND IBNR RESERVES ON NET LOSSES AND DEFENSE AND COST CONTAINMENT EXPENSES REPORTED AT YEAR END (\$000 OMITTED) | | | | | | | | | |
|-------------------------------------|---|-----------|-----------|-----------|-----------|-----------|-----------|-----------|-----------|------------|
| | 1 1993 | 2 1994 | 3 1995 | 4 1996 | 5 1997 | 6 1998 | 7 1999 | 8 2000 | 9 2001 | 10 2002 |
| 1. Prior | | | | | | | | | | |
| 2. 1993 | | | | | | | | | | |
| 3. 1994 | XXX | | | | | | | | | |
| 4. 1995 | XXX | XXX | | | | | | | | |
| 5. 1996 | XXX | XXX | | | | | | | | |
| 6. 1997 | XXX | XXX | | | | | | | | |
| 7. 1998 | XXX | XXX | | | | | | | | |
| 8. 1999 | XXX | XXX | | | | | | | | |
| 9. 2000 | XXX | XXX | | | | | | | | |
| 10. 2001 | XXX | XXX | | | | | | XXX | | |
| 11. 2002 | XXX | XXX | XXX | XXX | XXX | XXX | XXX | XXX | XXX | |

**SCHEDULE P - PART 4C
COMMERCIAL AUTO/TRUCK LIABILITY/MEDICAL**

| Years in Which Losses Were Incurred | BULK AND IBNR RESERVES ON NET LOSSES AND DEFENSE AND COST CONTAINMENT EXPENSES REPORTED AT YEAR END (\$000 OMITTED) | | | | | | | | | |
|-------------------------------------|---|-----------|-----------|-----------|-----------|-----------|-----------|-----------|-----------|------------|
| | 1 1993 | 2 1994 | 3 1995 | 4 1996 | 5 1997 | 6 1998 | 7 1999 | 8 2000 | 9 2001 | 10 2002 |
| 1. Prior | | | | | | | | | | |
| 2. 1993 | | | | | | | | | | |
| 3. 1994 | XXX | | | | | | | | | |
| 4. 1995 | XXX | XXX | | | | | | | | |
| 5. 1996 | XXX | XXX | XXX | 85 | 29 | 21 | 13 | 4 | 1 | 1 |
| 6. 1997 | XXX | XXX | XXX | XXX | 158 | 95 | 23 | 7 | 6 | 3 |
| 7. 1998 | XXX | XXX | XXX | XXX | XXX | 204 | 32 | 19 | 17 | 19 |
| 8. 1999 | XXX | XXX | XXX | XXX | XXX | XXX | 22 | 28 | 24 | 21 |
| 9. 2000 | XXX | XXX | XXX | XXX | XXX | XXX | XXX | 80 | 47 | 16 |
| 10. 2001 | XXX | XXX | XXX | XXX | XXX | XXX | XXX | XXX | 173 | 66 |
| 11. 2002 | XXX | XXX | XXX | XXX | XXX | XXX | XXX | XXX | XXX | 172 |

SCHEDULE P - PART 4D - WORKERS' COMPENSATION

| Years in Which Losses Were Incurred | BULK AND IBNR RESERVES ON NET LOSSES AND DEFENSE AND COST CONTAINMENT EXPENSES REPORTED AT YEAR END (\$000 OMITTED) | | | | | | | | | |
|-------------------------------------|---|-----------|-----------|-----------|-----------|-----------|-----------|-----------|-----------|------------|
| | 1 1993 | 2 1994 | 3 1995 | 4 1996 | 5 1997 | 6 1998 | 7 1999 | 8 2000 | 9 2001 | 10 2002 |
| 1. Prior | | | | | | | | | | |
| 2. 1993 | | | | | | | | | | |
| 3. 1994 | XXX | | | | | | | | | |
| 4. 1995 | XXX | XXX | | | | | | | | |
| 5. 1996 | XXX | XXX | | | | | | | | |
| 6. 1997 | XXX | XXX | | | | | | | | |
| 7. 1998 | XXX | XXX | | | | | | | | |
| 8. 1999 | XXX | XXX | | | | | | | | |
| 9. 2000 | XXX | XXX | | | | | | | | |
| 10. 2001 | XXX | XXX | | | | | | XXX | | |
| 11. 2002 | XXX | XXX | XXX | XXX | XXX | XXX | XXX | XXX | XXX | |

SCHEDULE P - PART 4E - COMMERCIAL MULTIPLE PERIL

| Years in Which Losses Were Incurred | BULK AND IBNR RESERVES ON NET LOSSES AND DEFENSE AND COST CONTAINMENT EXPENSES REPORTED AT YEAR END (\$000 OMITTED) | | | | | | | | | |
|-------------------------------------|---|-----------|-----------|-----------|-----------|-----------|-----------|-----------|-----------|------------|
| | 1 1993 | 2 1994 | 3 1995 | 4 1996 | 5 1997 | 6 1998 | 7 1999 | 8 2000 | 9 2001 | 10 2002 |
| 1. Prior | | | | | | | | | | |
| 2. 1993 | | | | | | | | | | |
| 3. 1994 | XXX | | | | | | | | | |
| 4. 1995 | XXX | XXX | | | | | | | | |
| 5. 1996 | XXX | XXX | XXX | 36 | 4 | 4 | 25 | 15 | 10 | 10 |
| 6. 1997 | XXX | XXX | XXX | 32 | 75 | 13 | 26 | 21 | 1 | 1 |
| 7. 1998 | XXX | XXX | XXX | 52 | 17 | 18 | 18 | (1) | 19 | 28 |
| 8. 1999 | XXX | XXX | XXX | 81 | 31 | 26 | 29 | 30 | 28 | 28 |
| 9. 2000 | XXX | XXX | XXX | 707 | 406 | 88 | 7 | 35 | 27 | 34 |
| 10. 2001 | XXX | XXX | XXX | XXX | 777 | 550 | 297 | 96 | 48 | 22 |
| 11. 2002 | XXX | XXX | XXX | XXX | XXX | 583 | 776 | 319 | 121 | 72 |

**SCHEDULE P - PART 4F - SECTION 1
MEDICAL MALPRACTICE - OCCURRENCE**

| Years in Which Losses Were Incurred | BULK AND IBNR RESERVES ON NET LOSSES AND DEFENSE AND COST CONTAINMENT EXPENSES REPORTED AT YEAR END (\$000 OMITTED) | | | | | | | | | |
|-------------------------------------|---|-----------|-----------|-----------|-----------|-----------|-----------|-----------|-----------|------------|
| | 1 1993 | 2 1994 | 3 1995 | 4 1996 | 5 1997 | 6 1998 | 7 1999 | 8 2000 | 9 2001 | 10 2002 |
| 1. Prior | | | | | | | | | | |
| 2. 1993 | | | | | | | | | | |
| 3. 1994 | XXX | | | | | | | | | |
| 4. 1995 | XXX | XXX | | | | | | | | |
| 5. 1996 | XXX | XXX | XXX | | | | | | | |
| 6. 1997 | XXX | XXX | XXX | XXX | | | 15 | 19 | 19 | 7 |
| 7. 1998 | XXX | XXX | XXX | XXX | XXX | | 48 | 31 | 19 | 5 |
| 8. 1999 | XXX | XXX | XXX | XXX | XXX | XXX | 41 | 38 | 28 | 5 |
| 9. 2000 | XXX | XXX | XXX | XXX | XXX | XXX | XXX | 11 | 11 | 7 |
| 10. 2001 | XXX | XXX | XXX | XXX | XXX | XXX | XXX | XXX | 1 | 1 |
| 11. 2002 | XXX | XXX | XXX | XXX | XXX | XXX | XXX | XXX | XXX | |

**SCHEDULE P - PART 4F - SECTION 2
MEDICAL MALPRACTICE - CLAIMS-MADE**

| | | | | | | | | | | |
|----------|-----|-----|-----|-----|-----|-----|-----|-----|-----|----|
| 1. Prior | | | | | | | | | | |
| 2. 1993 | | | | | | | | | | |
| 3. 1994 | XXX | | | | | | | | | |
| 4. 1995 | XXX | XXX | | | | | | | | |
| 5. 1996 | XXX | XXX | XXX | | | | | | | |
| 6. 1997 | XXX | XXX | XXX | XXX | | | 20 | 12 | 5 | |
| 7. 1998 | XXX | XXX | XXX | XXX | XXX | | 34 | 35 | 12 | |
| 8. 1999 | XXX | XXX | XXX | XXX | XXX | XXX | 33 | 34 | 18 | |
| 9. 2000 | XXX | XXX | XXX | XXX | XXX | XXX | XXX | 8 | 9 | |
| 10. 2001 | XXX | XXX | XXX | XXX | XXX | XXX | XXX | XXX | | |
| 11. 2002 | XXX | XXX | XXX | XXX | XXX | XXX | XXX | XXX | XXX | 90 |

**SCHEDULE P - PART 4G - SPECIAL LIABILITY
(OCEAN MARINE, AIRCRAFT (ALL PERILS),
BOILER AND MACHINERY)**

| | | | | | | | | | | |
|----------|-----|-----|-----|-----|-----|-----|-----|-----|-----|--|
| 1. Prior | | | | | | | | | | |
| 2. 1993 | | | | | | | | | | |
| 3. 1994 | XXX | | | | | | | | | |
| 4. 1995 | XXX | XXX | | | | | | | | |
| 5. 1996 | XXX | XXX | | | | | | | | |
| 6. 1997 | XXX | XXX | | | | | | | | |
| 7. 1998 | XXX | XXX | | | | | | | | |
| 8. 1999 | XXX | XXX | | | | | | | | |
| 9. 2000 | XXX | XXX | | | | | | | | |
| 10. 2001 | XXX | XXX | | | | | | XXX | | |
| 11. 2002 | XXX | XXX | XXX | XXX | XXX | XXX | XXX | XXX | XXX | |

**SCHEDULE P - PART 4H - SECTION 1
OTHER LIABILITY - OCCURRENCE**

| | | | | | | | | | | |
|----------|-------|-------|-----|-------|-------|-------|-------|-------|-------|-------|
| 1. Prior | | | | | | | | | | |
| 2. 1993 | 1,561 | 639 | 333 | 160 | 47 | 73 | 95 | 96 | 297 | 374 |
| 3. 1994 | 1,670 | 967 | 618 | 100 | 59 | 13 | | | 69 | 14 |
| 4. 1995 | XXX | 1,783 | 861 | 339 | 10 | 106 | 71 | 14 | 34 | 52 |
| 5. 1996 | XXX | XXX | XXX | 242 | 216 | 310 | 294 | 165 | (1) | |
| 6. 1997 | XXX | XXX | XXX | 2,294 | 1,662 | 1,343 | 261 | 72 | 21 | 62 |
| 7. 1998 | XXX | XXX | XXX | XXX | 2,135 | 1,355 | 528 | 171 | 87 | 77 |
| 8. 1999 | XXX | XXX | XXX | XXX | XXX | 2,233 | 1,297 | 813 | 399 | 148 |
| 9. 2000 | XXX | XXX | XXX | XXX | XXX | XXX | 1,546 | 1,033 | 492 | 174 |
| 10. 2001 | XXX | XXX | XXX | XXX | XXX | XXX | XXX | 1,361 | 968 | 396 |
| 11. 2002 | XXX | XXX | XXX | XXX | XXX | XXX | XXX | XXX | 1,597 | 747 |
| | | | | | | | | | XXX | 3,389 |

**SCHEDULE P - PART 4H - SECTION 2
OTHER LIABILITY - CLAIMS-MADE**

| | | | | | | | | | | |
|----------|-----|-----|-----|-----|-----|-----|-----|-----|-------|-------|
| 1. Prior | | | | | | | | | | |
| 2. 1993 | | 10 | | | | | | | | |
| 3. 1994 | XXX | 48 | | | | | | | | |
| 4. 1995 | XXX | XXX | 689 | 334 | 307 | 279 | 196 | 161 | 162 | 36 |
| 5. 1996 | XXX | XXX | XXX | 217 | 325 | 147 | 55 | 55 | 44 | (14) |
| 6. 1997 | XXX | XXX | XXX | XXX | 421 | 244 | 139 | 56 | 58 | 69 |
| 7. 1998 | XXX | XXX | XXX | XXX | XXX | 228 | 190 | 78 | 93 | 40 |
| 8. 1999 | XXX | XXX | XXX | XXX | XXX | XXX | 543 | 449 | 170 | 92 |
| 9. 2000 | XXX | XXX | XXX | XXX | XXX | XXX | XXX | 665 | 406 | 96 |
| 10. 2001 | XXX | XXX | XXX | XXX | XXX | XXX | XXX | XXX | 1,002 | 614 |
| 11. 2002 | XXX | XXX | XXX | XXX | XXX | XXX | XXX | XXX | XXX | 2,234 |

SCHEDULE P - PART 4I - SPECIAL PROPERTY (FIRE, ALLIED LINES, INLAND MARINE, EARTHQUAKE, BURGLARY AND THEFT)

| Years in Which Losses Were Incurred | BULK AND IBNR RESERVES ON NET LOSSES AND DEFENSE AND COST CONTAINMENT EXPENSES REPORTED AT YEAR END (\$000 OMITTED) | | | | | | | | | |
|-------------------------------------|---|-----------|-----------|-----------|-----------|-----------|-----------|-----------|-----------|------------|
| | 1 1993 | 2 1994 | 3 1995 | 4 1996 | 5 1997 | 6 1998 | 7 1999 | 8 2000 | 9 2001 | 10 2002 |
| 1. Prior | XXX | XXX | XXX | XXX | XXX | XXX | XXX | 161 | 88 | 14 |
| 2. 2001 | XXX | XXX | XXX | XXX | XXX | XXX | XXX | XXX | 269 | 22 |
| 3. 2002 | XXX | XXX | XXX | XXX | XXX | XXX | XXX | XXX | XXX | 322 |

SCHEDULE P - PART 4J - AUTO PHYSICAL DAMAGE

| | | | | | | | | | | |
|----------------|-----|-----|-----|-----|-----|-----|-----|-----|-----|----|
| 1. Prior | XXX | XXX | XXX | XXX | XXX | XXX | XXX | 65 | 38 | 8 |
| 2. 2001 | XXX | XXX | XXX | XXX | XXX | XXX | XXX | XXX | 23 | 9 |
| 3. 2002 | XXX | XXX | XXX | XXX | XXX | XXX | XXX | XXX | XXX | 42 |

SCHEDULE P - PART 4K - FIDELITY/SURETY

| | | | | | | | | | | |
|----------------|-----|-----|-----|-----|-----|-----|-----|-----|-----|-----|
| 1. Prior | XXX | XXX | XXX | XXX | XXX | XXX | XXX | 266 | 159 | 117 |
| 2. 2001 | XXX | XXX | XXX | XXX | XXX | XXX | XXX | XXX | 4 | 9 |
| 3. 2002 | XXX | XXX | XXX | XXX | XXX | XXX | XXX | XXX | XXX | 1 |

SCHEDULE P - PART 4L - OTHER (INCLUDING CREDIT, ACCIDENT AND HEALTH)

| | | | | | | | | | | |
|----------------|-----|-----|-----|-----|-------------|-----|-----|-----|-----|-----|
| 1. Prior | XXX | XXX | XXX | XXX | XXX | XXX | XXX | XXX | XXX | XXX |
| 2. 2001 | XXX | XXX | XXX | XXX | XXX | XXX | XXX | XXX | XXX | XXX |
| 3. 2002 | XXX | XXX | XXX | XXX | NONE | XXX | XXX | XXX | XXX | XXX |

SCHEDULE P - PART 4M - INTERNATIONAL

| | | | | | | | | | | |
|----------------|-----|-----|--|--|--|--|--|-----|-----|--|
| 1. Prior | | | | | | | | | | |
| 2. 1993 | | | | | | | | | | |
| 3. 1994 | XXX | | | | | | | | | |
| 4. 1995 | XXX | XXX | | | | | | | | |
| 5. 1996 | XXX | XXX | | | | | | | | |
| 6. 1997 | XXX | XXX | | | | | | | | |
| 7. 1998 | XXX | XXX | | | | | | | | |
| 8. 1999 | XXX | XXX | | | | | | | | |
| 9. 2000 | XXX | XXX | | | | | | | | |
| 10. 2001 | XXX | XXX | | | | | | XXX | XXX | |
| 11. 2002 | XXX | XXX | | | | | | XXX | XXX | |

Page 85

Sch. P, Pt. 4N, Reinsurance

NONE

Sch. P, Pt. 4O, Reinsurance

NONE

Sch. P, Pt. 4P, Reinsurance

NONE

**SCHEDULE P - PART 4R - SECTION 1
PRODUCTS LIABILITY - OCCURRENCE**

| Years in Which Losses Were Incurred | BULK AND IBNR RESERVES ON NET LOSSES AND DEFENSE AND COST CONTAINMENT EXPENSES REPORTED AT YEAR END (\$000 OMITTED) | | | | | | | | | |
|-------------------------------------|---|-----------|-----------|-----------|-----------|-----------|-----------|-----------|-----------|------------|
| | 1 1993 | 2 1994 | 3 1995 | 4 1996 | 5 1997 | 6 1998 | 7 1999 | 8 2000 | 9 2001 | 10 2002 |
| 1. Prior | 1,083 | 803 | 523 | 295 | 64 | 16 | 51 | 16 | | |
| 2. 1993 | 602 | 464 | 39 | 36 | 60 | 64 | 269 | 120 | 120 | 2 |
| 3. 1994 | XXX | 579 | 641 | 345 | 133 | 84 | 19 | 19 | (2) | |
| 4. 1995 | XXX | XXX | | 37 | | | | | (16) | 4 |
| 5. 1996 | XXX | XXX | XXX | 580 | 412 | 305 | 89 | 57 | 35 | 12 |
| 6. 1997 | XXX | XXX | XXX | XXX | 691 | 541 | 160 | 62 | 10 | 44 |
| 7. 1998 | XXX | XXX | XXX | XXX | XXX | 609 | 206 | 134 | 67 | 168 |
| 8. 1999 | XXX | XXX | XXX | XXX | XXX | XXX | 384 | 295 | 82 | 109 |
| 9. 2000 | XXX | XXX | XXX | XXX | XXX | XXX | 467 | 325 | 298 | |
| 10. 2001 | XXX | XXX | XXX | XXX | XXX | XXX | XXX | 737 | 462 | |
| 11. 2002 | XXX | XXX | XXX | XXX | XXX | XXX | XXX | XXX | XXX | 1,101 |

**SCHEDULE P - PART 4R - SECTION 2
PRODUCTS LIABILITY - CLAIMS-MADE**

| | | | | | | | | | | |
|----------|-----|-----|-----|-----|-----|-----|-----|-----|-----|----|
| 1. Prior | | | | | | | | | | |
| 2. 1993 | 20 | 41 | | | | | | | | |
| 3. 1994 | XXX | 73 | 60 | 60 | 63 | 6 | | | | |
| 4. 1995 | XXX | XXX | | 11 | 11 | | 16 | 16 | 16 | 16 |
| 5. 1996 | XXX | XXX | XXX | 113 | 132 | 61 | 1 | 1 | 1 | 1 |
| 6. 1997 | XXX | XXX | XXX | XXX | 114 | 51 | 61 | 61 | 54 | 4 |
| 7. 1998 | XXX | XXX | XXX | XXX | XXX | 84 | 47 | 36 | 30 | 5 |
| 8. 1999 | XXX | XXX | XXX | XXX | XXX | XXX | 26 | 27 | 28 | 13 |
| 9. 2000 | XXX | XXX | XXX | XXX | XXX | XXX | 21 | 20 | 20 | 20 |
| 10. 2001 | XXX | XXX | XXX | XXX | XXX | XXX | XXX | 35 | 28 | |
| 11. 2002 | XXX | XXX | XXX | XXX | XXX | XXX | XXX | XXX | XXX | 82 |

SCHEDULE P - PART 4S - FINANCIAL GUARANTY/MORTGAGE GUARANTY

| | | | | | | | | | | |
|----------|-----|-----|-----|-----|-------------|-----|-----|-----|-----|--|
| 1. Prior | XXX | XXX | XXX | XXX | XXX | XXX | XXX | | | |
| 2. 2001 | XXX | XXX | XXX | XXX | XXX | XXX | XXX | XXX | | |
| 3. 2002 | XXX | XXX | XXX | XXX | NONE | XXX | XXX | XXX | XXX | |

Page 87

Sch. P, Pt. 5A, Sn. 1, Homeowners/Farmowners
NONE

Sch. P, Pt. 5A, Sn. 2, Homeowners/Farmowners
NONE

Sch. P, Pt. 5A, Sn. 3, Homeowners/Farmowners
NONE

**SCHEDULE P - PART 5B
PRIVATE PASSENGER AUTO LIABILITY/MEDICAL**

SECTION 1

| Years in Which Premiums Were Earned and Losses Were Incurred | CUMULATIVE NUMBER OF CLAIMS CLOSED WITH LOSS PAYMENT DIRECT AND ASSUMED AT YEAR END | | | | | | | | | |
|--|---|------|------|------|------|------|------|------|------|------|
| | 1 | 2 | 3 | 4 | 5 | 6 | 7 | 8 | 9 | 10 |
| | 1993 | 1994 | 1995 | 1996 | 1997 | 1998 | 1999 | 2000 | 2001 | 2002 |
| 1. Prior | | | | 1 | 4 | | | | | |
| 2. 1993 | | | | | 12 | 12 | 12 | 13 | 13 | 13 |
| 3. 1994 | XXX | | | | 21 | 21 | 21 | 21 | 21 | 21 |
| 4. 1995 | XXX | XXX | | | 10 | 10 | 10 | 10 | 10 | 10 |
| 5. 1996 | XXX | XXX | XXX | 1 | 2 | 2 | 2 | 2 | 2 | 2 |
| 6. 1997 | XXX | XXX | XXX | XXX | | | | | | |
| 7. 1998 | XXX | XXX | XXX | XXX | XXX | | | | | |
| 8. 1999 | XXX | XXX | XXX | XXX | XXX | XXX | | | | |
| 9. 2000 | XXX | XXX | XXX | XXX | XXX | XXX | XXX | | | |
| 10. 2001 | XXX | XXX | XXX | XXX | XXX | XXX | XXX | XXX | | |
| 11. 2002 | XXX | XXX | XXX | XXX | XXX | XXX | XXX | XXX | XXX | |

SECTION 2

| Years in Which Premiums Were Earned and Losses Were Incurred | NUMBER OF CLAIMS OUTSTANDING DIRECT AND ASSUMED AT YEAR END | | | | | | | | | |
|--|---|------|------|------|------|------|------|------|------|------|
| | 1 | 2 | 3 | 4 | 5 | 6 | 7 | 8 | 9 | 10 |
| | 1993 | 1994 | 1995 | 1996 | 1997 | 1998 | 1999 | 2000 | 2001 | 2002 |
| 1. Prior | | | | | | | | | | |
| 2. 1993 | | | | | | | | | | |
| 3. 1994 | XXX | | | | | | | | | |
| 4. 1995 | XXX | XXX | | | | | | | | |
| 5. 1996 | XXX | XXX | XXX | 1 | | | | | | |
| 6. 1997 | XXX | XXX | XXX | XXX | | | | | | |
| 7. 1998 | XXX | XXX | XXX | XXX | XXX | | | | | |
| 8. 1999 | XXX | XXX | XXX | XXX | XXX | XXX | | | | |
| 9. 2000 | XXX | XXX | XXX | XXX | XXX | XXX | XXX | | | |
| 10. 2001 | XXX | XXX | XXX | XXX | XXX | XXX | XXX | XXX | | |
| 11. 2002 | XXX | XXX | XXX | XXX | XXX | XXX | XXX | XXX | XXX | |

SECTION 3

| Years in Which Premiums Were Earned and Losses Were Incurred | CUMULATIVE NUMBER OF CLAIMS REPORTED DIRECT AND ASSUMED AT YEAR END | | | | | | | | | |
|--|---|------|------|------|------|------|------|------|------|------|
| | 1 | 2 | 3 | 4 | 5 | 6 | 7 | 8 | 9 | 10 |
| | 1993 | 1994 | 1995 | 1996 | 1997 | 1998 | 1999 | 2000 | 2001 | 2002 |
| 1. Prior | | | | | 7 | | (2) | | | |
| 2. 1993 | | | | | 15 | 15 | 15 | 16 | 16 | 16 |
| 3. 1994 | XXX | | | | 28 | 28 | 28 | 28 | 28 | 28 |
| 4. 1995 | XXX | XXX | | | 16 | 16 | 16 | 16 | 16 | 16 |
| 5. 1996 | XXX | XXX | XXX | 2 | 4 | 4 | 4 | 4 | 4 | 4 |
| 6. 1997 | XXX | XXX | XXX | XXX | | | | | | |
| 7. 1998 | XXX | XXX | XXX | XXX | XXX | | | | | |
| 8. 1999 | XXX | XXX | XXX | XXX | XXX | XXX | | | | |
| 9. 2000 | XXX | XXX | XXX | XXX | XXX | XXX | XXX | | | |
| 10. 2001 | XXX | XXX | XXX | XXX | XXX | XXX | XXX | XXX | | |
| 11. 2002 | XXX | XXX | XXX | XXX | XXX | XXX | XXX | XXX | XXX | |

SCHEDULE P - PART 5C - COMMERCIAL AUTO/TRUCK LIABILITY/MEDICAL

SECTION 1

| Years in Which Premiums Were Earned and Losses Were Incurred | CUMULATIVE NUMBER OF CLAIMS CLOSED WITH LOSS PAYMENT DIRECT AND ASSUMED AT YEAR END | | | | | | | | | |
|--|---|------|------|------|------|------|------|------|------|------|
| | 1 | 2 | 3 | 4 | 5 | 6 | 7 | 8 | 9 | 10 |
| | 1993 | 1994 | 1995 | 1996 | 1997 | 1998 | 1999 | 2000 | 2001 | 2002 |
| 1. Prior | | | | | | | | | | |
| 2. 1993 | 3 | | | | | 1 | | | | |
| 3. 1994 | | 1 | 1 | 1 | 1 | 1 | 1 | 1 | 1 | 1 |
| 4. 1995 | XXX | 2 | 2 | 2 | 2 | 2 | 2 | 2 | 2 | 2 |
| 5. 1996 | XXX | XXX | 1 | 1 | 1 | 2 | 2 | 2 | 2 | 2 |
| 6. 1997 | XXX | XXX | XXX | 34 | 56 | 61 | 62 | 62 | 62 | 62 |
| 7. 1998 | XXX | XXX | XXX | XXX | 59 | 79 | 89 | 89 | 90 | 90 |
| 8. 1999 | XXX | XXX | XXX | XXX | XXX | 57 | 84 | 90 | 91 | 95 |
| 9. 2000 | XXX | XXX | XXX | XXX | XXX | XXX | 54 | 85 | 97 | 114 |
| 10. 2001 | XXX | XXX | XXX | XXX | XXX | XXX | XXX | 64 | 102 | 123 |
| 11. 2002 | XXX | XXX | XXX | XXX | XXX | XXX | XXX | XXX | 90 | 174 |
| | | | | | | | | | XXX | 58 |

SECTION 2

| Years in Which Premiums Were Earned and Losses Were Incurred | NUMBER OF CLAIMS OUTSTANDING DIRECT AND ASSUMED AT YEAR END | | | | | | | | | |
|--|---|------|------|------|------|------|------|------|------|------|
| | 1 | 2 | 3 | 4 | 5 | 6 | 7 | 8 | 9 | 10 |
| | 1993 | 1994 | 1995 | 1996 | 1997 | 1998 | 1999 | 2000 | 2001 | 2002 |
| 1. Prior | | | | | | | | | | |
| 2. 1993 | | | | | | | | | | |
| 3. 1994 | XXX | | | | | | | | | |
| 4. 1995 | XXX | XXX | | | | | | | | |
| 5. 1996 | XXX | XXX | XXX | 18 | 7 | 11 | | | | |
| 6. 1997 | XXX | XXX | XXX | XXX | 24 | 34 | 1 | 1 | 1 | |
| 7. 1998 | XXX | XXX | XXX | XXX | XXX | 30 | 2 | 6 | 4 | 2 |
| 8. 1999 | XXX | XXX | XXX | XXX | XXX | XXX | 21 | 26 | 24 | 5 |
| 9. 2000 | XXX | XXX | XXX | XXX | XXX | XXX | XXX | 55 | 28 | 8 |
| 10. 2001 | XXX | XXX | XXX | XXX | XXX | XXX | XXX | XXX | 98 | 21 |
| 11. 2002 | XXX | XXX | XXX | XXX | XXX | XXX | XXX | XXX | XXX | 22 |

SECTION 3

| Years in Which Premiums Were Earned and Losses Were Incurred | CUMULATIVE NUMBER OF CLAIMS REPORTED DIRECT AND ASSUMED AT YEAR END | | | | | | | | | |
|--|---|------|------|------|------|------|------|------|------|------|
| | 1 | 2 | 3 | 4 | 5 | 6 | 7 | 8 | 9 | 10 |
| | 1993 | 1994 | 1995 | 1996 | 1997 | 1998 | 1999 | 2000 | 2001 | 2002 |
| 1. Prior | | | | | | | | | | |
| 2. 1993 | | | | | | | | | | |
| 3. 1994 | XXX | 1 | 1 | 1 | 1 | 1 | 1 | 1 | 1 | 1 |
| 4. 1995 | XXX | 1 | 1 | 1 | 1 | 1 | 1 | 1 | 1 | 1 |
| 5. 1996 | XXX | XXX | XXX | 62 | 78 | 81 | 138 | 138 | 138 | 138 |
| 6. 1997 | XXX | XXX | XXX | XXX | 105 | 122 | 217 | 218 | 219 | 218 |
| 7. 1998 | XXX | XXX | XXX | XXX | XXX | 111 | 201 | 216 | 219 | 221 |
| 8. 1999 | XXX | XXX | XXX | XXX | XXX | XXX | 99 | 153 | 166 | 168 |
| 9. 2000 | XXX | XXX | XXX | XXX | XXX | XXX | XXX | 156 | 185 | 189 |
| 10. 2001 | XXX | XXX | XXX | XXX | XXX | XXX | XXX | XXX | 242 | 289 |
| 11. 2002 | XXX | XXX | XXX | XXX | XXX | XXX | XXX | XXX | XXX | 128 |

SCHEDULE P - PART 5D - WORKERS' COMPENSATION

SECTION 1

| Years in Which Premiums Were Earned and Losses Were Incurred | CUMULATIVE NUMBER OF CLAIMS CLOSED WITH LOSS PAYMENT DIRECT AND ASSUMED AT YEAR END | | | | | | | | | |
|--|---|------|------|------|------|------|------|------|------|------|
| | 1 | 2 | 3 | 4 | 5 | 6 | 7 | 8 | 9 | 10 |
| | 1993 | 1994 | 1995 | 1996 | 1997 | 1998 | 1999 | 2000 | 2001 | 2002 |
| 1. Prior | | | | | | | | | | |
| 2. 1993 | | | | | | | | | | |
| 3. 1994 | XXX | | | | | | | | | |
| 4. 1995 | XXX | XXX | | | | | | | | |
| 5. 1996 | XXX | XXX | XXX | | | | | | | |
| 6. 1997 | XXX | XXX | XXX | XXX | | | | | | |
| 7. 1998 | XXX | XXX | XXX | XXX | XXX | | | 9 | 14 | 15 |
| 8. 1999 | XXX | XXX | XXX | XXX | XXX | XXX | | 145 | 176 | 191 |
| 9. 2000 | XXX | XXX | XXX | XXX | XXX | XXX | XXX | 137 | 279 | 319 |
| 10. 2001 | XXX | XXX | XXX | XXX | XXX | XXX | XXX | XXX | 118 | 242 |
| 11. 2002 | XXX | XXX | XXX | XXX | XXX | XXX | XXX | XXX | XXX | 33 |

SECTION 2

| Years in Which Premiums Were Earned and Losses Were Incurred | NUMBER OF CLAIMS OUTSTANDING DIRECT AND ASSUMED AT YEAR END | | | | | | | | | |
|--|---|------|------|------|------|------|------|------|------|------|
| | 1 | 2 | 3 | 4 | 5 | 6 | 7 | 8 | 9 | 10 |
| | 1993 | 1994 | 1995 | 1996 | 1997 | 1998 | 1999 | 2000 | 2001 | 2002 |
| 1. Prior | | | | | | | | | | |
| 2. 1993 | | | | | | | | | | |
| 3. 1994 | XXX | | | | | | | | | |
| 4. 1995 | XXX | XXX | | | | | | | | |
| 5. 1996 | XXX | XXX | XXX | | | | | | | |
| 6. 1997 | XXX | XXX | XXX | XXX | | | | | | |
| 7. 1998 | XXX | XXX | XXX | XXX | XXX | | | 12 | 7 | 3 |
| 8. 1999 | XXX | XXX | XXX | XXX | XXX | XXX | | 149 | 40 | 19 |
| 9. 2000 | XXX | XXX | XXX | XXX | XXX | XXX | XXX | 171 | 67 | 38 |
| 10. 2001 | XXX | XXX | XXX | XXX | XXX | XXX | XXX | XXX | 123 | 36 |
| 11. 2002 | XXX | XXX | XXX | XXX | XXX | XXX | XXX | XXX | XXX | 40 |

SECTION 3

| Years in Which Premiums Were Earned and Losses Were Incurred | CUMULATIVE NUMBER OF CLAIMS REPORTED DIRECT AND ASSUMED AT YEAR END | | | | | | | | | |
|--|---|------|------|------|------|------|------|------|------|------|
| | 1 | 2 | 3 | 4 | 5 | 6 | 7 | 8 | 9 | 10 |
| | 1993 | 1994 | 1995 | 1996 | 1997 | 1998 | 1999 | 2000 | 2001 | 2002 |
| 1. Prior | | | | | | | | | | |
| 2. 1993 | | | | | | | | | | |
| 3. 1994 | XXX | | | | | | | | | |
| 4. 1995 | XXX | XXX | | | | | | | | |
| 5. 1996 | XXX | XXX | XXX | | | | | | | |
| 6. 1997 | XXX | XXX | XXX | XXX | | | | | | |
| 7. 1998 | XXX | XXX | XXX | XXX | XXX | | | 12 | 20 | 22 |
| 8. 1999 | XXX | XXX | XXX | XXX | XXX | XXX | | 149 | 212 | 234 |
| 9. 2000 | XXX | XXX | XXX | XXX | XXX | XXX | XXX | 342 | 399 | 414 |
| 10. 2001 | XXX | XXX | XXX | XXX | XXX | XXX | XXX | XXX | 266 | 310 |
| 11. 2002 | XXX | XXX | XXX | XXX | XXX | XXX | XXX | XXX | XXX | 83 |

SCHEDULE P - PART 5E - COMMERCIAL MULTIPLE PERIL

SECTION 1

| Years in Which Premiums Were Earned and Losses Were Incurred | CUMULATIVE NUMBER OF CLAIMS CLOSED WITH LOSS PAYMENT DIRECT AND ASSUMED AT YEAR END | | | | | | | | | |
|--|---|------|------|------|------|------|------|------|------|------|
| | 1 | 2 | 3 | 4 | 5 | 6 | 7 | 8 | 9 | 10 |
| | 1993 | 1994 | 1995 | 1996 | 1997 | 1998 | 1999 | 2000 | 2001 | 2002 |
| 1. Prior | 220 | 93 | 27 | 1 | 9 | 1 | | | | |
| 2. 1993 | 244 | 356 | 397 | 398 | 408 | 411 | 412 | 413 | 413 | 413 |
| 3. 1994 | XXX | 143 | 221 | 221 | 236 | 241 | 243 | 245 | 247 | 246 |
| 4. 1995 | XXX | XXX | | 5 | 25 | 36 | 39 | 40 | 42 | 42 |
| 5. 1996 | XXX | XXX | XXX | 179 | 272 | 291 | 296 | 299 | 300 | 302 |
| 6. 1997 | XXX | XXX | XXX | XXX | 207 | 293 | 310 | 319 | 326 | 325 |
| 7. 1998 | XXX | XXX | XXX | XXX | XXX | 177 | 252 | 265 | 274 | 274 |
| 8. 1999 | XXX | XXX | XXX | XXX | XXX | XXX | 159 | 239 | 254 | 251 |
| 9. 2000 | XXX | XXX | XXX | XXX | XXX | XXX | XXX | 124 | 200 | 161 |
| 10. 2001 | XXX | XXX | XXX | XXX | XXX | XXX | XXX | XXX | 127 | 94 |
| 11. 2002 | XXX | XXX | XXX | XXX | XXX | XXX | XXX | XXX | XXX | 114 |

SECTION 2

| Years in Which Premiums Were Earned and Losses Were Incurred | NUMBER OF CLAIMS OUTSTANDING DIRECT AND ASSUMED AT YEAR END | | | | | | | | | |
|--|---|------|------|------|------|------|------|------|------|------|
| | 1 | 2 | 3 | 4 | 5 | 6 | 7 | 8 | 9 | 10 |
| | 1993 | 1994 | 1995 | 1996 | 1997 | 1998 | 1999 | 2000 | 2001 | 2002 |
| 1. Prior | 84 | 27 | 15 | 2 | 2 | 3 | | | | |
| 2. 1993 | 128 | 58 | 31 | 9 | 5 | 7 | 2 | | | |
| 3. 1994 | XXX | 86 | 36 | 9 | 11 | 13 | 1 | 1 | | |
| 4. 1995 | XXX | XXX | | 4 | 14 | 15 | 1 | 1 | 1 | |
| 5. 1996 | XXX | XXX | XXX | 100 | 40 | 57 | 8 | 10 | 3 | 1 |
| 6. 1997 | XXX | XXX | XXX | XXX | 107 | 133 | 25 | 16 | 13 | 4 |
| 7. 1998 | XXX | XXX | XXX | XXX | XXX | 70 | 37 | 21 | 16 | 10 |
| 8. 1999 | XXX | XXX | XXX | XXX | XXX | XXX | 107 | 30 | 22 | 12 |
| 9. 2000 | XXX | XXX | XXX | XXX | XXX | XXX | XXX | 82 | 30 | 11 |
| 10. 2001 | XXX | XXX | XXX | XXX | XXX | XXX | XXX | XXX | 80 | 15 |
| 11. 2002 | XXX | XXX | XXX | XXX | XXX | XXX | XXX | XXX | XXX | 63 |

SECTION 3

| Years in Which Premiums Were Earned and Losses Were Incurred | CUMULATIVE NUMBER OF CLAIMS REPORTED DIRECT AND ASSUMED AT YEAR END | | | | | | | | | |
|--|---|------|------|------|------|------|------|------|------|------|
| | 1 | 2 | 3 | 4 | 5 | 6 | 7 | 8 | 9 | 10 |
| | 1993 | 1994 | 1995 | 1996 | 1997 | 1998 | 1999 | 2000 | 2001 | 2002 |
| 1. Prior | 122 | 24 | 6 | 3 | 1 | 1 | 651 | | | |
| 2. 1993 | 459 | 544 | 574 | 577 | 579 | 579 | 634 | 633 | 633 | 633 |
| 3. 1994 | XXX | 295 | 362 | 367 | 371 | 372 | 459 | 461 | 462 | 461 |
| 4. 1995 | XXX | XXX | | 10 | 19 | 20 | 60 | 61 | 63 | 62 |
| 5. 1996 | XXX | XXX | XXX | 336 | 388 | 395 | 656 | 662 | 656 | 656 |
| 6. 1997 | XXX | XXX | XXX | XXX | 363 | 401 | 723 | 733 | 740 | 730 |
| 7. 1998 | XXX | XXX | XXX | XXX | XXX | 297 | 610 | 626 | 637 | 631 |
| 8. 1999 | XXX | XXX | XXX | XXX | XXX | XXX | 339 | 411 | 431 | 417 |
| 9. 2000 | XXX | XXX | XXX | XXX | XXX | XXX | XXX | 288 | 367 | 279 |
| 10. 2001 | XXX | XXX | XXX | XXX | XXX | XXX | XXX | XXX | 290 | 182 |
| 11. 2002 | XXX | XXX | XXX | XXX | XXX | XXX | XXX | XXX | XXX | 257 |

SCHEDULE P - PART 5F - MEDICAL MALPRACTICE - OCCURRENCE

SECTION 1A

| Years in Which Premiums Were Earned and Losses Were Incurred | CUMULATIVE NUMBER OF CLAIMS CLOSED WITH LOSS PAYMENT DIRECT AND ASSUMED AT YEAR END | | | | | | | | | |
|--|---|------|------|------|------|------|------|------|------|------|
| | 1 | 2 | 3 | 4 | 5 | 6 | 7 | 8 | 9 | 10 |
| | 1993 | 1994 | 1995 | 1996 | 1997 | 1998 | 1999 | 2000 | 2001 | 2002 |
| 1. Prior | | | | | | | | | | |
| 2. 1993 | | | | | | | | | | |
| 3. 1994 | XXX | | | | | | | | | |
| 4. 1995 | XXX | XXX | | | | | | | | |
| 5. 1996 | XXX | XXX | | | | | | | | |
| 6. 1997 | XXX | XXX | | | | | | | | |
| 7. 1998 | XXX | XXX | | | | | | | | |
| 8. 1999 | XXX | XXX | | | | | | | | |
| 9. 2000 | XXX | XXX | | | | | | | | |
| 10. 2001 | XXX | XXX | | | | | | XXX | | |
| 11. 2002 | XXX | XXX | XXX | XXX | XXX | XXX | XXX | XXX | XXX | |

SECTION 2A

| Years in Which Premiums Were Earned and Losses Were Incurred | NUMBER OF CLAIMS OUTSTANDING DIRECT AND ASSUMED AT YEAR END | | | | | | | | | |
|--|---|------|------|------|------|------|------|------|------|------|
| | 1 | 2 | 3 | 4 | 5 | 6 | 7 | 8 | 9 | 10 |
| | 1993 | 1994 | 1995 | 1996 | 1997 | 1998 | 1999 | 2000 | 2001 | 2002 |
| 1. Prior | | | | | | | | | | |
| 2. 1993 | | | | | | | | | | |
| 3. 1994 | XXX | | | | | | | | | |
| 4. 1995 | XXX | XXX | | | | | | | | |
| 5. 1996 | XXX | XXX | XXX | | | | | | | |
| 6. 1997 | XXX | XXX | XXX | XXX | | | | | | |
| 7. 1998 | XXX | XXX | XXX | XXX | XXX | | | | | |
| 8. 1999 | XXX | XXX | XXX | XXX | XXX | XXX | | | | |
| 9. 2000 | XXX | XXX | XXX | XXX | XXX | XXX | XXX | | | |
| 10. 2001 | XXX | XXX | XXX | XXX | XXX | XXX | XXX | XXX | | |
| 11. 2002 | XXX | XXX | XXX | XXX | XXX | XXX | XXX | XXX | XXX | |

SECTION 3A

| Years in Which Premiums Were Earned and Losses Were Incurred | CUMULATIVE NUMBER OF CLAIMS REPORTED DIRECT AND ASSUMED AT YEAR END | | | | | | | | | |
|--|---|------|------|------|------|------|------|------|------|------|
| | 1 | 2 | 3 | 4 | 5 | 6 | 7 | 8 | 9 | 10 |
| | 1993 | 1994 | 1995 | 1996 | 1997 | 1998 | 1999 | 2000 | 2001 | 2002 |
| 1. Prior | | | | | | | | | | |
| 2. 1993 | | | | | | | | | | |
| 3. 1994 | XXX | | | | | | | | | |
| 4. 1995 | XXX | XXX | | | | | | | | |
| 5. 1996 | XXX | XXX | XXX | | | | | | | |
| 6. 1997 | XXX | XXX | XXX | XXX | | | | | | |
| 7. 1998 | XXX | XXX | XXX | XXX | XXX | | | | | |
| 8. 1999 | XXX | XXX | XXX | XXX | XXX | XXX | | | | |
| 9. 2000 | XXX | XXX | XXX | XXX | XXX | XXX | XXX | | | |
| 10. 2001 | XXX | XXX | XXX | XXX | XXX | XXX | XXX | XXX | | |
| 11. 2002 | XXX | XXX | XXX | XXX | XXX | XXX | XXX | XXX | XXX | |

SCHEDULE P - PART 5F - MEDICAL MALPRACTICE - CLAIMS-MADE

SECTION 1B

| Years in Which Premiums Were Earned and Losses Were Incurred | CUMULATIVE NUMBER OF CLAIMS CLOSED WITH LOSS PAYMENT DIRECT AND ASSUMED AT YEAR END | | | | | | | | | |
|--|---|------|------|------|------|------|------|------|------|------|
| | 1 | 2 | 3 | 4 | 5 | 6 | 7 | 8 | 9 | 10 |
| | 1993 | 1994 | 1995 | 1996 | 1997 | 1998 | 1999 | 2000 | 2001 | 2002 |
| 1. Prior | | | | | | | | | | |
| 2. 1993 | | | | | | | | | | |
| 3. 1994 | XXX | | | | | | | | | |
| 4. 1995 | XXX | XXX | | | | | | | | |
| 5. 1996 | XXX | XXX | | | | | | | | |
| 6. 1997 | XXX | XXX | | | | | | | | |
| 7. 1998 | XXX | XXX | | | | | | | | |
| 8. 1999 | XXX | XXX | | | | | | | | |
| 9. 2000 | XXX | XXX | | | | | | | | |
| 10. 2001 | XXX | XXX | | | | | | XXX | | |
| 11. 2002 | XXX | XXX | XXX | XXX | XXX | XXX | XXX | XXX | XXX | |

SECTION 2B

| Years in Which Premiums Were Earned and Losses Were Incurred | NUMBER OF CLAIMS OUTSTANDING DIRECT AND ASSUMED AT YEAR END | | | | | | | | | |
|--|---|------|------|------|------|------|------|------|------|------|
| | 1 | 2 | 3 | 4 | 5 | 6 | 7 | 8 | 9 | 10 |
| | 1993 | 1994 | 1995 | 1996 | 1997 | 1998 | 1999 | 2000 | 2001 | 2002 |
| 1. Prior | | | | | | | | | | |
| 2. 1993 | | | | | | | | | | |
| 3. 1994 | XXX | | | | | | | | | |
| 4. 1995 | XXX | XXX | | | | | | | | |
| 5. 1996 | XXX | XXX | | | | | | | | |
| 6. 1997 | XXX | XXX | | | | | | | | |
| 7. 1998 | XXX | XXX | | | | | | | | |
| 8. 1999 | XXX | XXX | | | | | | | | |
| 9. 2000 | XXX | XXX | | | | | | | | |
| 10. 2001 | XXX | XXX | | | | | | XXX | | |
| 11. 2002 | XXX | XXX | XXX | XXX | XXX | XXX | XXX | XXX | XXX | |

SECTION 3B

| Years in Which Premiums Were Earned and Losses Were Incurred | CUMULATIVE NUMBER OF CLAIMS REPORTED DIRECT AND ASSUMED AT YEAR END | | | | | | | | | |
|--|---|------|------|------|------|------|------|------|------|------|
| | 1 | 2 | 3 | 4 | 5 | 6 | 7 | 8 | 9 | 10 |
| | 1993 | 1994 | 1995 | 1996 | 1997 | 1998 | 1999 | 2000 | 2001 | 2002 |
| 1. Prior | | | | | | | | | | |
| 2. 1993 | | | | | | | | | | |
| 3. 1994 | XXX | | | | | | | | | |
| 4. 1995 | XXX | XXX | | | | | | | | |
| 5. 1996 | XXX | XXX | XXX | | | | | | | |
| 6. 1997 | XXX | XXX | XXX | XXX | | | | | | |
| 7. 1998 | XXX | XXX | XXX | XXX | XXX | | | | | |
| 8. 1999 | XXX | XXX | XXX | XXX | XXX | XXX | | | | |
| 9. 2000 | XXX | XXX | XXX | XXX | XXX | XXX | XXX | | | |
| 10. 2001 | XXX | XXX | XXX | XXX | XXX | XXX | XXX | XXX | | |
| 11. 2002 | XXX | XXX | XXX | XXX | XXX | XXX | XXX | XXX | XXX | |

SCHEDULE P - PART 5H - OTHER LIABILITY - OCCURRENCE

SECTION 1A

| Years in Which Premiums Were Earned and Losses Were Incurred | CUMULATIVE NUMBER OF CLAIMS CLOSED WITH LOSS PAYMENT DIRECT AND ASSUMED AT YEAR END | | | | | | | | | |
|--|---|------|------|------|------|------|------|------|------|------|
| | 1 | 2 | 3 | 4 | 5 | 6 | 7 | 8 | 9 | 10 |
| | 1993 | 1994 | 1995 | 1996 | 1997 | 1998 | 1999 | 2000 | 2001 | 2002 |
| 1. Prior | 140 | 62 | 33 | 3 | 10 | 7 | 4 | 2 | 5 | 3 |
| 2. 1993 | 119 | 246 | 303 | 315 | 326 | 335 | 339 | 341 | 348 | 349 |
| 3. 1994 | XXX | 163 | 256 | 273 | 309 | 326 | 339 | 346 | 352 | 357 |
| 4. 1995 | XXX | XXX | | 17 | 78 | 100 | 113 | 122 | 130 | 137 |
| 5. 1996 | XXX | XXX | XXX | 173 | 300 | 344 | 356 | 363 | 372 | 374 |
| 6. 1997 | XXX | XXX | XXX | XXX | 177 | 276 | 302 | 320 | 342 | 347 |
| 7. 1998 | XXX | XXX | XXX | XXX | XXX | 147 | 205 | 222 | 235 | 238 |
| 8. 1999 | XXX | XXX | XXX | XXX | XXX | XXX | 86 | 133 | 153 | 162 |
| 9. 2000 | XXX | XXX | XXX | XXX | XXX | XXX | XXX | 58 | 103 | 87 |
| 10. 2001 | XXX | XXX | XXX | XXX | XXX | XXX | XXX | XXX | 65 | 61 |
| 11. 2002 | XXX | XXX | XXX | XXX | XXX | XXX | XXX | XXX | XXX | 65 |

SECTION 2A

| Years in Which Premiums Were Earned and Losses Were Incurred | NUMBER OF CLAIMS OUTSTANDING DIRECT AND ASSUMED AT YEAR END | | | | | | | | | |
|--|---|------|------|------|------|------|------|------|------|------|
| | 1 | 2 | 3 | 4 | 5 | 6 | 7 | 8 | 9 | 10 |
| | 1993 | 1994 | 1995 | 1996 | 1997 | 1998 | 1999 | 2000 | 2001 | 2002 |
| 1. Prior | 69 | 41 | 21 | 8 | 7 | 53 | 4 | 5 | 2 | 7 |
| 2. 1993 | 114 | 81 | 42 | 6 | 11 | 11 | | 3 | 2 | 1 |
| 3. 1994 | XXX | 136 | 78 | 11 | 26 | 31 | 1 | 4 | 3 | |
| 4. 1995 | XXX | XXX | | 8 | 34 | 35 | | 7 | 10 | 5 |
| 5. 1996 | XXX | XXX | XXX | 139 | 74 | 115 | 23 | 15 | 9 | 5 |
| 6. 1997 | XXX | XXX | XXX | XXX | 128 | 196 | 42 | 38 | 22 | 10 |
| 7. 1998 | XXX | XXX | XXX | XXX | XXX | 107 | 41 | 34 | 25 | 11 |
| 8. 1999 | XXX | XXX | XXX | XXX | XXX | XXX | 84 | 44 | 42 | 23 |
| 9. 2000 | XXX | XXX | XXX | XXX | XXX | XXX | XXX | 70 | 38 | 23 |
| 10. 2001 | XXX | XXX | XXX | XXX | XXX | XXX | XXX | XXX | 77 | 39 |
| 11. 2002 | XXX | XXX | XXX | XXX | XXX | XXX | XXX | XXX | XXX | 80 |

SECTION 3A

| Years in Which Premiums Were Earned and Losses Were Incurred | CUMULATIVE NUMBER OF CLAIMS REPORTED DIRECT AND ASSUMED AT YEAR END | | | | | | | | | |
|--|---|------|------|------|------|------|------|------|------|------|
| | 1 | 2 | 3 | 4 | 5 | 6 | 7 | 8 | 9 | 10 |
| | 1993 | 1994 | 1995 | 1996 | 1997 | 1998 | 1999 | 2000 | 2001 | 2002 |
| 1. Prior | 98 | 41 | 12 | 1 | 3 | 2 | 67 | 2 | 8 | 11 |
| 2. 1993 | 279 | 428 | 467 | 471 | 475 | 477 | 530 | 537 | 545 | 547 |
| 3. 1994 | XXX | 365 | 509 | 517 | 529 | 533 | 548 | 560 | 566 | 571 |
| 4. 1995 | XXX | XXX | | 20 | 46 | 55 | 197 | 217 | 231 | 237 |
| 5. 1996 | XXX | XXX | XXX | 374 | 482 | 507 | 847 | 856 | 864 | 861 |
| 6. 1997 | XXX | XXX | XXX | XXX | 360 | 447 | 770 | 802 | 815 | 809 |
| 7. 1998 | XXX | XXX | XXX | XXX | XXX | 305 | 560 | 590 | 605 | 595 |
| 8. 1999 | XXX | XXX | XXX | XXX | XXX | XXX | 220 | 284 | 316 | 308 |
| 9. 2000 | XXX | XXX | XXX | XXX | XXX | XXX | XXX | 174 | 240 | 188 |
| 10. 2001 | XXX | XXX | XXX | XXX | XXX | XXX | XXX | XXX | 206 | 165 |
| 11. 2002 | XXX | XXX | XXX | XXX | XXX | XXX | XXX | XXX | XXX | 210 |

SCHEDULE P - PART 5H - OTHER LIABILITY - CLAIMS-MADE

SECTION 1B

| Years in Which Premiums Were Earned and Losses Were Incurred | CUMULATIVE NUMBER OF CLAIMS CLOSED WITH LOSS PAYMENT DIRECT AND ASSUMED AT YEAR END | | | | | | | | | |
|--|---|------|------|------|------|------|------|------|------|------|
| | 1 | 2 | 3 | 4 | 5 | 6 | 7 | 8 | 9 | 10 |
| | 1993 | 1994 | 1995 | 1996 | 1997 | 1998 | 1999 | 2000 | 2001 | 2002 |
| 1. Prior | | | 3 | | | | | | | |
| 2. 1993 | | | 2 | 2 | 2 | 2 | 2 | 2 | 2 | 2 |
| 3. 1994 | XXX | | 2 | 2 | 2 | 2 | 2 | 2 | 2 | 2 |
| 4. 1995 | XXX | XXX | 5 | 5 | 5 | 5 | 5 | 5 | 5 | 5 |
| 5. 1996 | XXX | XXX | XXX | 2 | 3 | 4 | 4 | 4 | 4 | 5 |
| 6. 1997 | XXX | XXX | XXX | XXX | 1 | 2 | 4 | 5 | 5 | 5 |
| 7. 1998 | XXX | XXX | XXX | XXX | XXX | 4 | 7 | 9 | 11 | 10 |
| 8. 1999 | XXX | XXX | XXX | XXX | XXX | XXX | 2 | 5 | 6 | 7 |
| 9. 2000 | XXX | XXX | XXX | XXX | XXX | XXX | XXX | 1 | 3 | 2 |
| 10. 2001 | XXX | XXX | XXX | XXX | XXX | XXX | XXX | XXX | 42 | 69 |
| 11. 2002 | XXX | XXX | XXX | XXX | XXX | XXX | XXX | XXX | XXX | 86 |

SECTION 2B

| Years in Which Premiums Were Earned and Losses Were Incurred | NUMBER OF CLAIMS OUTSTANDING DIRECT AND ASSUMED AT YEAR END | | | | | | | | | |
|--|---|------|------|------|------|------|------|------|------|------|
| | 1 | 2 | 3 | 4 | 5 | 6 | 7 | 8 | 9 | 10 |
| | 1993 | 1994 | 1995 | 1996 | 1997 | 1998 | 1999 | 2000 | 2001 | 2002 |
| 1. Prior | | | | | | | | | | |
| 2. 1993 | | 1 | | | | | | | | |
| 3. 1994 | XXX | | | | | | | | | |
| 4. 1995 | XXX | XXX | 4 | | 2 | 2 | | | | |
| 5. 1996 | XXX | XXX | XXX | 1 | 3 | 5 | | 1 | 1 | |
| 6. 1997 | XXX | XXX | XXX | XXX | 2 | 4 | 2 | 1 | | |
| 7. 1998 | XXX | XXX | XXX | XXX | XXX | 9 | 4 | 6 | 4 | 2 |
| 8. 1999 | XXX | XXX | XXX | XXX | XXX | XXX | 5 | 6 | 5 | 4 |
| 9. 2000 | XXX | XXX | XXX | XXX | XXX | XXX | XXX | 9 | 7 | 6 |
| 10. 2001 | XXX | XXX | XXX | XXX | XXX | XXX | XXX | XXX | 45 | 10 |
| 11. 2002 | XXX | XXX | XXX | XXX | XXX | XXX | XXX | XXX | XXX | 42 |

SECTION 3B

| Years in Which Premiums Were Earned and Losses Were Incurred | CUMULATIVE NUMBER OF CLAIMS REPORTED DIRECT AND ASSUMED AT YEAR END | | | | | | | | | |
|--|---|------|------|------|------|------|------|------|------|------|
| | 1 | 2 | 3 | 4 | 5 | 6 | 7 | 8 | 9 | 10 |
| | 1993 | 1994 | 1995 | 1996 | 1997 | 1998 | 1999 | 2000 | 2001 | 2002 |
| 1. Prior | | | | | | 1 | 2 | | 1 | |
| 2. 1993 | | 1 | 1 | 1 | 1 | 1 | 3 | 3 | 3 | 3 |
| 3. 1994 | XXX | | 1 | 1 | 1 | 1 | 2 | 2 | 2 | 2 |
| 4. 1995 | XXX | XXX | | | 1 | 1 | 6 | 6 | 6 | 6 |
| 5. 1996 | XXX | XXX | XXX | 2 | 3 | 3 | 11 | 13 | 13 | 13 |
| 6. 1997 | XXX | XXX | XXX | XXX | 9 | 13 | 20 | 21 | 20 | 20 |
| 7. 1998 | XXX | XXX | XXX | XXX | XXX | 14 | 31 | 39 | 40 | 37 |
| 8. 1999 | XXX | XXX | XXX | XXX | XXX | XXX | 12 | 23 | 25 | 24 |
| 9. 2000 | XXX | XXX | XXX | XXX | XXX | XXX | XXX | 14 | 19 | 16 |
| 10. 2001 | XXX | XXX | XXX | XXX | XXX | XXX | XXX | XXX | 121 | 124 |
| 11. 2002 | XXX | XXX | XXX | XXX | XXX | XXX | XXX | XXX | XXX | 194 |

SCHEDULE P - PART 5R - PRODUCTS LIABILITY - OCCURRENCE

SECTION 1A

| Years in Which Premiums Were Earned and Losses Were Incurred | CUMULATIVE NUMBER OF CLAIMS CLOSED WITH LOSS PAYMENT DIRECT AND ASSUMED AT YEAR END | | | | | | | | | |
|--|---|------|------|------|------|------|------|------|------|------|
| | 1 | 2 | 3 | 4 | 5 | 6 | 7 | 8 | 9 | 10 |
| | 1993 | 1994 | 1995 | 1996 | 1997 | 1998 | 1999 | 2000 | 2001 | 2002 |
| 1. Prior | 21 | 6 | 14 | 4 | 2 | 3 | 1 | | 1 | |
| 2. 1993 | 11 | 14 | 21 | 23 | 26 | 29 | 30 | 30 | 30 | 30 |
| 3. 1994 | XXX | | 2 | 2 | 4 | 7 | 9 | 13 | 22 | 20 |
| 4. 1995 | XXX | XXX | | 3 | 14 | 20 | 24 | 28 | 33 | 37 |
| 5. 1996 | XXX | XXX | XXX | 14 | 28 | 34 | 36 | 38 | 40 | 40 |
| 6. 1997 | XXX | XXX | XXX | XXX | 14 | 24 | 26 | 27 | 28 | 27 |
| 7. 1998 | XXX | XXX | XXX | XXX | XXX | 14 | 17 | 19 | 21 | 20 |
| 8. 1999 | XXX | XXX | XXX | XXX | XXX | XXX | 9 | 14 | 16 | 16 |
| 9. 2000 | XXX | XXX | XXX | XXX | XXX | XXX | XXX | 6 | 10 | 8 |
| 10. 2001 | XXX | XXX | XXX | XXX | XXX | XXX | XXX | XXX | 1 | 4 |
| 11. 2002 | XXX | XXX | XXX | XXX | XXX | XXX | XXX | XXX | XXX | 5 |

SECTION 2A

| Years in Which Premiums Were Earned and Losses Were Incurred | NUMBER OF CLAIMS OUTSTANDING DIRECT AND ASSUMED AT YEAR END | | | | | | | | | |
|--|---|------|------|------|------|------|------|------|------|------|
| | 1 | 2 | 3 | 4 | 5 | 6 | 7 | 8 | 9 | 10 |
| | 1993 | 1994 | 1995 | 1996 | 1997 | 1998 | 1999 | 2000 | 2001 | 2002 |
| 1. Prior | 10 | 8 | 5 | 1 | 3 | 2 | 2 | 2 | 1 | 3 |
| 2. 1993 | 7 | 3 | 4 | 2 | 3 | 1 | | | | 1 |
| 3. 1994 | XXX | | 3 | | 5 | 2 | | 1 | | 5 |
| 4. 1995 | XXX | XXX | | 5 | 11 | 8 | | 3 | 7 | 2 |
| 5. 1996 | XXX | XXX | XXX | 10 | 8 | 6 | 3 | 5 | 4 | 5 |
| 6. 1997 | XXX | XXX | XXX | XXX | 8 | 5 | 2 | 1 | 1 | 1 |
| 7. 1998 | XXX | XXX | XXX | XXX | XXX | 8 | 4 | 4 | 3 | 2 |
| 8. 1999 | XXX | XXX | XXX | XXX | XXX | XXX | 8 | 7 | 6 | 5 |
| 9. 2000 | XXX | XXX | XXX | XXX | XXX | XXX | XXX | 8 | 6 | 3 |
| 10. 2001 | XXX | XXX | XXX | XXX | XXX | XXX | XXX | XXX | 3 | 5 |
| 11. 2002 | XXX | XXX | XXX | XXX | XXX | XXX | XXX | XXX | XXX | 9 |

SECTION 3A

| Years in Which Premiums Were Earned and Losses Were Incurred | CUMULATIVE NUMBER OF CLAIMS REPORTED DIRECT AND ASSUMED AT YEAR END | | | | | | | | | |
|--|---|------|------|------|------|------|------|------|------|------|
| | 1 | 2 | 3 | 4 | 5 | 6 | 7 | 8 | 9 | 10 |
| | 1993 | 1994 | 1995 | 1996 | 1997 | 1998 | 1999 | 2000 | 2001 | 2002 |
| 1. Prior | 13 | 5 | 1 | 2 | 1 | | 53 | | 3 | 3 |
| 2. 1993 | 25 | 27 | 31 | 33 | 39 | 39 | 83 | 83 | 83 | 84 |
| 3. 1994 | XXX | | 9 | 11 | 15 | 16 | 36 | 42 | 52 | 59 |
| 4. 1995 | XXX | XXX | | 7 | 16 | 19 | 40 | 49 | 61 | 62 |
| 5. 1996 | XXX | XXX | XXX | 28 | 42 | 48 | 80 | 85 | 87 | 89 |
| 6. 1997 | XXX | XXX | XXX | XXX | 24 | 35 | 66 | 67 | 69 | 67 |
| 7. 1998 | XXX | XXX | XXX | XXX | XXX | 21 | 38 | 43 | 46 | 44 |
| 8. 1999 | XXX | XXX | XXX | XXX | XXX | XXX | 22 | 33 | 38 | 35 |
| 9. 2000 | XXX | XXX | XXX | XXX | XXX | XXX | XXX | 17 | 23 | 17 |
| 10. 2001 | XXX | XXX | XXX | XXX | XXX | XXX | XXX | XXX | 5 | 12 |
| 11. 2002 | XXX | XXX | XXX | XXX | XXX | XXX | XXX | XXX | XXX | 18 |

SCHEDULE P - PART 5R - PRODUCTS LIABILITY - CLAIMS-MADE

SECTION 1B

| Years in Which Premiums Were Earned and Losses Were Incurred | CUMULATIVE NUMBER OF CLAIMS CLOSED WITH LOSS PAYMENT DIRECT AND ASSUMED AT YEAR END | | | | | | | | | |
|--|---|------|------|------|------|------|------|------|------|------|
| | 1 | 2 | 3 | 4 | 5 | 6 | 7 | 8 | 9 | 10 |
| | 1993 | 1994 | 1995 | 1996 | 1997 | 1998 | 1999 | 2000 | 2001 | 2002 |
| 1. Prior | | | | | | | | | | |
| 2. 1993 | | | | | 2 | 2 | 2 | 2 | 2 | 2 |
| 3. 1994 | XXX | | | | 1 | 1 | 1 | 1 | 1 | 1 |
| 4. 1995 | XXX | XXX | | | | | | | | |
| 5. 1996 | XXX | XXX | XXX | | 1 | 2 | 2 | 2 | 2 | 2 |
| 6. 1997 | XXX | XXX | XXX | XXX | 1 | 1 | 1 | 1 | 1 | 1 |
| 7. 1998 | XXX | XXX | XXX | XXX | XXX | | | | | |
| 8. 1999 | XXX | XXX | XXX | XXX | XXX | XXX | | | | |
| 9. 2000 | XXX | XXX | XXX | XXX | XXX | XXX | XXX | | | |
| 10. 2001 | XXX | XXX | XXX | XXX | XXX | XXX | XXX | XXX | | |
| 11. 2002 | XXX | XXX | XXX | XXX | XXX | XXX | XXX | XXX | XXX | |

SECTION 2B

| Years in Which Premiums Were Earned and Losses Were Incurred | NUMBER OF CLAIMS OUTSTANDING DIRECT AND ASSUMED AT YEAR END | | | | | | | | | |
|--|---|------|------|------|------|------|------|------|------|------|
| | 1 | 2 | 3 | 4 | 5 | 6 | 7 | 8 | 9 | 10 |
| | 1993 | 1994 | 1995 | 1996 | 1997 | 1998 | 1999 | 2000 | 2001 | 2002 |
| 1. Prior | | | | | | | | | | |
| 2. 1993 | | | | | | | | | | |
| 3. 1994 | XXX | | 1 | | | | | | | |
| 4. 1995 | XXX | XXX | | | | | | | | |
| 5. 1996 | XXX | XXX | XXX | | 2 | 2 | | | | |
| 6. 1997 | XXX | XXX | XXX | XXX | | 1 | | | | |
| 7. 1998 | XXX | XXX | XXX | XXX | XXX | 1 | | | | |
| 8. 1999 | XXX | XXX | XXX | XXX | XXX | XXX | XXX | | | |
| 9. 2000 | XXX | XXX | XXX | XXX | XXX | XXX | XXX | XXX | | |
| 10. 2001 | XXX | XXX | XXX | XXX | XXX | XXX | XXX | XXX | XXX | |
| 11. 2002 | XXX | XXX | XXX | XXX | XXX | XXX | XXX | XXX | XXX | XXX |

SECTION 3B

| Years in Which Premiums Were Earned and Losses Were Incurred | CUMULATIVE NUMBER OF CLAIMS REPORTED DIRECT AND ASSUMED AT YEAR END | | | | | | | | | |
|--|---|------|------|------|------|------|------|------|------|------|
| | 1 | 2 | 3 | 4 | 5 | 6 | 7 | 8 | 9 | 10 |
| | 1993 | 1994 | 1995 | 1996 | 1997 | 1998 | 1999 | 2000 | 2001 | 2002 |
| 1. Prior | | | | | | | | | | |
| 2. 1993 | | | | | 2 | 2 | 2 | 2 | 2 | 2 |
| 3. 1994 | XXX | | 1 | 1 | 4 | 5 | 4 | 4 | 4 | 4 |
| 4. 1995 | XXX | XXX | | | 1 | 1 | 2 | 2 | 2 | 2 |
| 5. 1996 | XXX | XXX | XXX | | 5 | 5 | 6 | 6 | 6 | 6 |
| 6. 1997 | XXX | XXX | XXX | XXX | 2 | 4 | 4 | 4 | 4 | 4 |
| 7. 1998 | XXX | XXX | XXX | XXX | XXX | 2 | 2 | 2 | 2 | 2 |
| 8. 1999 | XXX | XXX | XXX | XXX | XXX | XXX | | | | |
| 9. 2000 | XXX | XXX | XXX | XXX | XXX | XXX | XXX | | | |
| 10. 2001 | XXX | XXX | XXX | XXX | XXX | XXX | XXX | XXX | | |
| 11. 2002 | XXX | XXX | XXX | XXX | XXX | XXX | XXX | XXX | XXX | |

SCHEDULE P - PART 6C - COMMERCIAL AUTO/TRUCK LIABILITY/MEDICAL

SECTION 1

| Years in Which Premiums Were Earned and Losses Were Incurred | CUMULATIVE PREMIUMS EARNED DIRECT AND ASSUMED AT YEAR END (\$000 OMITTED) | | | | | | | | | | 11 Current year Premiums Earned | |
|--|---|------|------|------|------|-------|-------|-------|-------|-------|------------------------------------|-------|
| | 1 | 2 | 3 | 4 | 5 | 6 | 7 | 8 | 9 | 10 | | |
| | 1993 | 1994 | 1995 | 1996 | 1997 | 1998 | 1999 | 2000 | 2001 | 2002 | | |
| 1. Prior | | | | | | 10 | | | | | | |
| 2. 1993 | 37 | 37 | 37 | 37 | 37 | 37 | 37 | 37 | 37 | 37 | 37 | 37 |
| 3. 1994 | XXX | 22 | 22 | 22 | 22 | 22 | 22 | 22 | 22 | 22 | 22 | 22 |
| 4. 1995 | XXX | XXX | 26 | 26 | 26 | 26 | 26 | 26 | 26 | 26 | 26 | 26 |
| 5. 1996 | XXX | XXX | XXX | 540 | 540 | 540 | 540 | 540 | 540 | 540 | 540 | 540 |
| 6. 1997 | XXX | XXX | XXX | XXX | 992 | 992 | 992 | 992 | 992 | 992 | 992 | 992 |
| 7. 1998 | XXX | XXX | XXX | XXX | XXX | 1,428 | 1,428 | 1,428 | 1,428 | 1,428 | 1,428 | 1,428 |
| 8. 1999 | XXX | XXX | XXX | XXX | XXX | XXX | 1,304 | 1,304 | 1,304 | 1,304 | 1,304 | 1,304 |
| 9. 2000 | XXX | XXX | XXX | XXX | XXX | XXX | XXX | 1,576 | 1,576 | 1,576 | 1,576 | 1,576 |
| 10. 2001 | XXX | XXX | XXX | XXX | XXX | XXX | XXX | XXX | 3,254 | 3,254 | 3,254 | 3,254 |
| 11. 2002 | XXX | XXX | XXX | XXX | XXX | XXX | XXX | XXX | XXX | 2,072 | 2,072 | 2,072 |
| 12. Total | XXX | XXX | XXX | XXX | XXX | XXX | XXX | XXX | XXX | XXX | XXX | 2,072 |
| 13. Earned Premiums (Sc P-Pt 1) | | | | | | | | | | | | XXX |

SECTION 2

| Years in Which Premiums Were Earned and Losses Were Incurred | CUMULATIVE PREMIUMS EARNED CEDED AT YEAR END (\$000 OMITTED) | | | | | | | | | | 11 Current year Premiums Earned | |
|--|--|------|------|------|------|------|------|-------|-------|-------|------------------------------------|-------|
| | 1 | 2 | 3 | 4 | 5 | 6 | 7 | 8 | 9 | 10 | | |
| | 1993 | 1994 | 1995 | 1996 | 1997 | 1998 | 1999 | 2000 | 2001 | 2002 | | |
| 1. Prior | | | | | | | | | | | | |
| 2. 1993 | 5 | 5 | 5 | 5 | 5 | 5 | 5 | 5 | 5 | 5 | 5 | 5 |
| 3. 1994 | XXX | 3 | 3 | 3 | 3 | 3 | 3 | 3 | 3 | 3 | 3 | 3 |
| 4. 1995 | XXX | XXX | 26 | 26 | 26 | 26 | 26 | 26 | 26 | 26 | 26 | 26 |
| 5. 1996 | XXX | XXX | XXX | 48 | 48 | 48 | 48 | 48 | 48 | 48 | 48 | 48 |
| 6. 1997 | XXX | XXX | XXX | XXX | 293 | 293 | 293 | 293 | 293 | 293 | 293 | 293 |
| 7. 1998 | XXX | XXX | XXX | XXX | XXX | 569 | 569 | 569 | 569 | 569 | 569 | 569 |
| 8. 1999 | XXX | XXX | XXX | XXX | XXX | XXX | 807 | 807 | 807 | 807 | 807 | 807 |
| 9. 2000 | XXX | XXX | XXX | XXX | XXX | XXX | XXX | 1,237 | 1,237 | 1,237 | 1,237 | 1,237 |
| 10. 2001 | XXX | XXX | XXX | XXX | XXX | XXX | XXX | XXX | 2,708 | 2,708 | 2,708 | 2,708 |
| 11. 2002 | XXX | XXX | XXX | XXX | XXX | XXX | XXX | XXX | XXX | 1,453 | 1,453 | 1,453 |
| 12. Total | XXX | XXX | XXX | XXX | XXX | XXX | XXX | XXX | XXX | XXX | XXX | 1,453 |
| 13. Earned Premiums (Sc P-Pt 1) | | | | | | | | | | | | XXX |

SCHEDULE P - PART 6D - WORKERS' COMPENSATION

SECTION 1

| Years in Which Premiums Were Earned and Losses Were Incurred | CUMULATIVE PREMIUMS EARNED DIRECT AND ASSUMED AT YEAR END (\$000 OMITTED) | | | | | | | | | | 11 Current year Premiums Earned | |
|--|---|------|------|------|------|-------|-------|-------|-------|-------|------------------------------------|-------|
| | 1 | 2 | 3 | 4 | 5 | 6 | 7 | 8 | 9 | 10 | | |
| | 1993 | 1994 | 1995 | 1996 | 1997 | 1998 | 1999 | 2000 | 2001 | 2002 | | |
| 1. Prior | | | | | | | | | | | | |
| 2. 1993 | | | | | | | | | | | | |
| 3. 1994 | XXX | | | | | | | | | | | |
| 4. 1995 | XXX | XXX | | | | | | | | | | |
| 5. 1996 | XXX | XXX | XXX | | | | | | | | | |
| 6. 1997 | XXX | XXX | XXX | XXX | | | | | | | | |
| 7. 1998 | XXX | XXX | XXX | XXX | XXX | 1,462 | 1,462 | 1,462 | 1,462 | 1,462 | 1,462 | 1,462 |
| 8. 1999 | XXX | XXX | XXX | XXX | XXX | XXX | 6,108 | 6,108 | 6,108 | 6,108 | 6,108 | 6,108 |
| 9. 2000 | XXX | XXX | XXX | XXX | XXX | XXX | XXX | 8,441 | 8,441 | 8,441 | 8,441 | 8,441 |
| 10. 2001 | XXX | XXX | XXX | XXX | XXX | XXX | XXX | XXX | 6,939 | 6,939 | 6,939 | 6,939 |
| 11. 2002 | XXX | XXX | XXX | XXX | XXX | XXX | XXX | XXX | XXX | 3,466 | 3,466 | 3,466 |
| 12. Total | XXX | XXX | XXX | XXX | XXX | XXX | XXX | XXX | XXX | XXX | XXX | 3,466 |
| 13. Earned Premiums (Sc P-Pt 1) | | | | | | | | | | | | XXX |

SECTION 2

| Years in Which Premiums Were Earned and Losses Were Incurred | CUMULATIVE PREMIUMS EARNED CEDED AT YEAR END (\$000 OMITTED) | | | | | | | | | | 11 Current year Premiums Earned | |
|--|--|------|------|------|------|-------|-------|-------|-------|-------|------------------------------------|-------|
| | 1 | 2 | 3 | 4 | 5 | 6 | 7 | 8 | 9 | 10 | | |
| | 1993 | 1994 | 1995 | 1996 | 1997 | 1998 | 1999 | 2000 | 2001 | 2002 | | |
| 1. Prior | | | | | | | | | | | | |
| 2. 1993 | | | | | | | | | | | | |
| 3. 1994 | XXX | | | | | | | | | | | |
| 4. 1995 | XXX | XXX | | | | | | | | | | |
| 5. 1996 | XXX | XXX | XXX | | | | | | | | | |
| 6. 1997 | XXX | XXX | XXX | XXX | | | | | | | | |
| 7. 1998 | XXX | XXX | XXX | XXX | XXX | 1,454 | 1,454 | 1,454 | 1,454 | 1,454 | 1,454 | 1,454 |
| 8. 1999 | XXX | XXX | XXX | XXX | XXX | XXX | 6,108 | 6,108 | 6,108 | 6,108 | 6,108 | 6,108 |
| 9. 2000 | XXX | XXX | XXX | XXX | XXX | XXX | XXX | 8,441 | 8,441 | 8,441 | 8,441 | 8,441 |
| 10. 2001 | XXX | XXX | XXX | XXX | XXX | XXX | XXX | XXX | 6,939 | 6,939 | 6,939 | 6,939 |
| 11. 2002 | XXX | XXX | XXX | XXX | XXX | XXX | XXX | XXX | XXX | 3,466 | 3,466 | 3,466 |
| 12. Total | XXX | XXX | XXX | XXX | XXX | XXX | XXX | XXX | XXX | XXX | XXX | 3,466 |
| 13. Earned Premiums (Sc P-Pt 1) | | | | | | | | | | | | XXX |

SCHEDULE P - PART 6E - COMMERCIAL MULTIPLE PERIL

SECTION 1

| Years in Which Premiums Were Earned and Losses Were Incurred | CUMULATIVE PREMIUMS EARNED DIRECT AND ASSUMED AT YEAR END (\$000 OMITTED) | | | | | | | | | | 11 Current year Premiums Earned |
|--|---|-----------|-----------|-----------|-----------|-----------|-----------|-----------|-----------|------------|------------------------------------|
| | 1 1993 | 2 1994 | 3 1995 | 4 1996 | 5 1997 | 6 1998 | 7 1999 | 8 2000 | 9 2001 | 10 2002 | |
| 1. Prior | | | | | | | | | | | |
| 2. 1993 | 4,340 | 4,340 | 4,340 | 4,340 | 4,340 | 4,340 | 4,340 | 4,340 | 4,340 | 4,340 | 4,340 |
| 3. 1994 | XXX | 3,100 | 3,100 | 3,100 | 3,100 | 3,100 | 3,100 | 3,100 | 3,100 | 3,100 | 3,100 |
| 4. 1995 | XXX | XXX | 414 | 414 | 414 | 414 | 414 | 414 | 414 | 414 | 414 |
| 5. 1996 | XXX | XXX | XXX | 3,617 | 3,617 | 3,617 | 3,617 | 3,617 | 3,617 | 3,617 | 3,617 |
| 6. 1997 | XXX | XXX | XXX | XXX | 3,911 | 3,911 | 3,911 | 3,911 | 3,911 | 3,911 | 3,911 |
| 7. 1998 | XXX | XXX | XXX | XXX | XXX | 3,696 | 3,696 | 3,696 | 3,696 | 3,696 | 3,696 |
| 8. 1999 | XXX | XXX | XXX | XXX | XXX | XXX | 4,108 | 4,108 | 4,108 | 4,108 | 4,108 |
| 9. 2000 | XXX | XXX | XXX | XXX | XXX | XXX | XXX | 4,376 | 4,376 | 4,376 | 4,376 |
| 10. 2001 | XXX | XXX | XXX | XXX | XXX | XXX | XXX | XXX | 5,222 | 5,222 | 5,222 |
| 11. 2002 | XXX | XXX | XXX | XXX | XXX | XXX | XXX | XXX | XXX | 5,526 | 5,526 |
| 12. Total | XXX | XXX | XXX | XXX | XXX | XXX | XXX | XXX | XXX | XXX | 5,526 |
| 13. Earned Premiums (Sc P-Pt 1) | | | | | | | | | | | XXX |

SECTION 2

| Years in Which Premiums Were Earned and Losses Were Incurred | CUMULATIVE PREMIUMS EARNED CEDED AT YEAR END (\$000 OMITTED) | | | | | | | | | | 11 Current year Premiums Earned |
|--|--|-----------|-----------|-----------|-----------|-----------|-----------|-----------|-----------|------------|------------------------------------|
| | 1 1993 | 2 1994 | 3 1995 | 4 1996 | 5 1997 | 6 1998 | 7 1999 | 8 2000 | 9 2001 | 10 2002 | |
| 1. Prior | | | | | | | | | | | |
| 2. 1993 | 394 | 394 | 394 | 394 | 394 | 394 | 394 | 394 | 394 | 394 | 394 |
| 3. 1994 | XXX | 125 | 125 | 125 | 125 | 125 | 125 | 125 | 125 | 125 | 125 |
| 4. 1995 | XXX | XXX | 414 | 414 | 414 | 414 | 414 | 414 | 414 | 414 | 414 |
| 5. 1996 | XXX | XXX | XXX | 227 | 227 | 227 | 227 | 227 | 227 | 227 | 227 |
| 6. 1997 | XXX | XXX | XXX | XXX | 160 | 160 | 160 | 160 | 160 | 160 | 160 |
| 7. 1998 | XXX | XXX | XXX | XXX | XXX | 396 | 396 | 396 | 396 | 396 | 396 |
| 8. 1999 | XXX | XXX | XXX | XXX | XXX | XXX | 572 | 572 | 572 | 572 | 572 |
| 9. 2000 | XXX | XXX | XXX | XXX | XXX | XXX | XXX | 521 | 521 | 521 | 521 |
| 10. 2001 | XXX | XXX | XXX | XXX | XXX | XXX | XXX | XXX | 779 | 779 | 779 |
| 11. 2002 | XXX | XXX | XXX | XXX | XXX | XXX | XXX | XXX | XXX | 922 | 922 |
| 12. Total | XXX | XXX | XXX | XXX | XXX | XXX | XXX | XXX | XXX | XXX | 922 |
| 13. Earned Premiums (Sc P-Pt 1) | | | | | | | | | | | XXX |

SCHEDULE P - PART 6H - OTHER LIABILITY - OCCURRENCE

SECTION 1A

| Years in Which Premiums Were Earned and Losses Were Incurred | CUMULATIVE PREMIUMS EARNED DIRECT AND ASSUMED AT YEAR END (\$000 OMITTED) | | | | | | | | | | 11 Current year Premiums Earned |
|--|---|-----------|-----------|-----------|-----------|-----------|-----------|-----------|-----------|------------|------------------------------------|
| | 1 1993 | 2 1994 | 3 1995 | 4 1996 | 5 1997 | 6 1998 | 7 1999 | 8 2000 | 9 2001 | 10 2002 | |
| 1. Prior | | | | | | | | | | | |
| 2. 1993 | 5,019 | 5,019 | 5,019 | 5,019 | 5,019 | 5,019 | 5,019 | 5,019 | 5,019 | 5,019 | 5,019 |
| 3. 1994 | XXX | 5,457 | 5,457 | 5,457 | 5,457 | 5,457 | 5,457 | 5,457 | 5,457 | 5,457 | 5,457 |
| 4. 1995 | XXX | XXX | 1,350 | 1,350 | 1,350 | 1,350 | 1,350 | 1,350 | 1,350 | 1,350 | 1,350 |
| 5. 1996 | XXX | XXX | XXX | 7,075 | 7,075 | 7,075 | 7,075 | 7,075 | 7,075 | 7,075 | 7,075 |
| 6. 1997 | XXX | XXX | XXX | XXX | 6,854 | 6,854 | 6,854 | 6,854 | 6,854 | 6,854 | 6,854 |
| 7. 1998 | XXX | XXX | XXX | XXX | XXX | 6,906 | 6,906 | 6,906 | 6,906 | 6,906 | 6,906 |
| 8. 1999 | XXX | XXX | XXX | XXX | XXX | XXX | 5,892 | 5,892 | 5,892 | 5,892 | 5,892 |
| 9. 2000 | XXX | XXX | XXX | XXX | XXX | XXX | XXX | 4,938 | 4,938 | 4,938 | 4,938 |
| 10. 2001 | XXX | XXX | XXX | XXX | XXX | XXX | XXX | XXX | 5,423 | 5,423 | 5,423 |
| 11. 2002 | XXX | XXX | XXX | XXX | XXX | XXX | XXX | XXX | XXX | 9,152 | 9,152 |
| 12. Total | XXX | XXX | XXX | XXX | XXX | XXX | XXX | XXX | XXX | XXX | 9,152 |
| 13. Earned Premiums (Sc P-Pt 1) | | | | | | | | | | | XXX |

SECTION 2A

| Years in Which Premiums Were Earned and Losses Were Incurred | CUMULATIVE PREMIUMS EARNED CEDED AT YEAR END (\$000 OMITTED) | | | | | | | | | | 11 Current year Premiums Earned |
|--|--|-----------|-----------|-----------|-----------|-----------|-----------|-----------|-----------|------------|------------------------------------|
| | 1 1993 | 2 1994 | 3 1995 | 4 1996 | 5 1997 | 6 1998 | 7 1999 | 8 2000 | 9 2001 | 10 2002 | |
| 1. Prior | | | | | | | | | | | |
| 2. 1993 | 378 | 378 | 378 | 378 | 378 | 378 | 378 | 378 | 378 | 378 | 378 |
| 3. 1994 | XXX | 260 | 260 | 260 | 260 | 260 | 260 | 260 | 260 | 260 | 260 |
| 4. 1995 | XXX | XXX | 1,350 | 1,350 | 1,350 | 1,350 | 1,350 | 1,350 | 1,350 | 1,350 | 1,350 |
| 5. 1996 | XXX | XXX | XXX | 731 | 731 | 731 | 731 | 731 | 731 | 731 | 731 |
| 6. 1997 | XXX | XXX | XXX | XXX | 645 | 645 | 645 | 645 | 645 | 645 | 645 |
| 7. 1998 | XXX | XXX | XXX | XXX | XXX | 731 | 731 | 731 | 731 | 731 | 731 |
| 8. 1999 | XXX | XXX | XXX | XXX | XXX | XXX | 818 | 818 | 818 | 818 | 818 |
| 9. 2000 | XXX | XXX | XXX | XXX | XXX | XXX | XXX | 849 | 849 | 849 | 849 |
| 10. 2001 | XXX | XXX | XXX | XXX | XXX | XXX | XXX | XXX | 886 | 886 | 886 |
| 11. 2002 | XXX | XXX | XXX | XXX | XXX | XXX | XXX | XXX | XXX | 1,107 | 1,107 |
| 12. Total | XXX | XXX | XXX | XXX | XXX | XXX | XXX | XXX | XXX | XXX | 1,107 |
| 13. Earned Premiums (Sc P-Pt 1) | | | | | | | | | | | XXX |

SCHEDULE P - PART 6H - OTHER LIABILITY - CLAIMS-MADE

SECTION 1B

| Years in Which Premiums Were Earned and Losses Were Incurred | CUMULATIVE PREMIUMS EARNED DIRECT AND ASSUMED AT YEAR END (\$000 OMITTED) | | | | | | | | | | 11 Current year Premiums Earned |
|--|---|------|-------|-------|-------|-------|-------|-------|-------|-------|------------------------------------|
| | 1 | 2 | 3 | 4 | 5 | 6 | 7 | 8 | 9 | 10 | |
| | 1993 | 1994 | 1995 | 1996 | 1997 | 1998 | 1999 | 2000 | 2001 | 2002 | |
| 1. Prior | | | | | | | | | | | |
| 2. 1993 | 3 | 3 | 3 | 3 | 3 | 3 | 3 | 3 | 3 | 3 | 3 |
| 3. 1994 | XXX | 101 | 101 | 101 | 101 | 101 | 101 | 101 | 101 | 101 | 101 |
| 4. 1995 | XXX | XXX | 1,522 | 1,522 | 1,522 | 1,522 | 1,522 | 1,522 | 1,522 | 1,522 | 1,522 |
| 5. 1996 | XXX | XXX | XXX | 1,184 | 1,184 | 1,184 | 1,184 | 1,184 | 1,184 | 1,184 | 1,184 |
| 6. 1997 | XXX | XXX | XXX | XXX | 985 | 985 | 985 | 985 | 985 | 985 | 985 |
| 7. 1998 | XXX | XXX | XXX | XXX | XXX | 782 | 782 | 782 | 782 | 782 | 782 |
| 8. 1999 | XXX | XXX | XXX | XXX | XXX | XXX | 1,408 | 1,408 | 1,408 | 1,408 | 1,408 |
| 9. 2000 | XXX | XXX | XXX | XXX | XXX | XXX | XXX | 1,693 | 1,693 | 1,693 | 1,693 |
| 10. 2001 | XXX | XXX | XXX | XXX | XXX | XXX | XXX | XXX | 3,586 | 3,586 | 3,586 |
| 11. 2002 | XXX | XXX | XXX | XXX | XXX | XXX | XXX | XXX | XXX | 7,495 | 7,495 |
| 12. Total | XXX | XXX | XXX | XXX | XXX | XXX | XXX | XXX | XXX | XXX | 7,495 |
| 13. Earned Premiums (Sc P-Pt 1) | | | | | | | | | | | XXX |

SECTION 2B

| Years in Which Premiums Were Earned and Losses Were Incurred | CUMULATIVE PREMIUMS EARNED CEDED AT YEAR END (\$000 OMITTED) | | | | | | | | | | 11 Current year Premiums Earned |
|--|--|------|------|------|------|------|------|------|------|-------|------------------------------------|
| | 1 | 2 | 3 | 4 | 5 | 6 | 7 | 8 | 9 | 10 | |
| | 1993 | 1994 | 1995 | 1996 | 1997 | 1998 | 1999 | 2000 | 2001 | 2002 | |
| 1. Prior | | | | | | | | | | | |
| 2. 1993 | | | | | | | | | | | |
| 3. 1994 | XXX | 5 | 5 | 5 | 5 | 5 | 5 | 5 | 5 | 5 | 5 |
| 4. 1995 | XXX | XXX | 78 | 78 | 78 | 78 | 78 | 78 | 78 | 78 | 78 |
| 5. 1996 | XXX | XXX | XXX | 466 | 466 | 466 | 466 | 466 | 466 | 466 | 466 |
| 6. 1997 | XXX | XXX | XXX | XXX | 388 | 388 | 388 | 388 | 388 | 388 | 388 |
| 7. 1998 | XXX | XXX | XXX | XXX | XXX | 253 | 253 | 253 | 253 | 253 | 253 |
| 8. 1999 | XXX | XXX | XXX | XXX | XXX | XXX | 214 | 214 | 214 | 214 | 214 |
| 9. 2000 | XXX | XXX | XXX | XXX | XXX | XXX | XXX | 230 | 230 | 230 | 230 |
| 10. 2001 | XXX | XXX | XXX | XXX | XXX | XXX | XXX | XXX | 932 | 932 | 932 |
| 11. 2002 | XXX | XXX | XXX | XXX | XXX | XXX | XXX | XXX | XXX | 2,002 | 2,002 |
| 12. Total | XXX | XXX | XXX | XXX | XXX | XXX | XXX | XXX | XXX | XXX | 2,002 |
| 13. Earned Premiums (Sc P-Pt 1) | | | | | | | | | | | XXX |

SCHEDULE P - PART 6M - INTERNATIONAL

SECTION 1

| Years in Which Premiums Were Earned and Losses Were Incurred | CUMULATIVE PREMIUMS EARNED DIRECT AND ASSUMED AT YEAR END (\$000 OMITTED) | | | | | | | | | | 11 Current year Premiums Earned |
|--|---|------|------|------|------|------|------|------|------|------|------------------------------------|
| | 1 | 2 | 3 | 4 | 5 | 6 | 7 | 8 | 9 | 10 | |
| | 1993 | 1994 | 1995 | 1996 | 1997 | 1998 | 1999 | 2000 | 2001 | 2002 | |
| 1. Prior | | | | | | | | | | | |
| 2. 1993 | | | | | | | | | | | |
| 3. 1994 | XXX | | | | | | | | | | |
| 4. 1995 | XXX | XXX | | | | | | | | | |
| 5. 1996 | XXX | XXX | | | | | | | | | |
| 6. 1997 | XXX | XXX | | | | | | | | | |
| 7. 1998 | XXX | XXX | | | | | | | | | |
| 8. 1999 | XXX | XXX | | | | | | | | | |
| 9. 2000 | XXX | XXX | | | | | | | | | |
| 10. 2001 | XXX | XXX | | | | | | | | | |
| 11. 2002 | XXX | XXX | | | | | | | XXX | | |
| 12. Total | XXX | XXX | XXX | XXX | XXX | XXX | XXX | XXX | XXX | XXX | XXX |
| 13. Earned Premiums (Sc P-Pt 1) | | | | | | | | | | | XXX |

SECTION 2

| Years in Which Premiums Were Earned and Losses Were Incurred | CUMULATIVE PREMIUMS EARNED CEDED AT YEAR END (\$000 OMITTED) | | | | | | | | | | 11 Current year Premiums Earned |
|--|--|------|------|------|------|------|------|------|------|------|------------------------------------|
| | 1 | 2 | 3 | 4 | 5 | 6 | 7 | 8 | 9 | 10 | |
| | 1993 | 1994 | 1995 | 1996 | 1997 | 1998 | 1999 | 2000 | 2001 | 2002 | |
| 1. Prior | | | | | | | | | | | |
| 2. 1993 | | | | | | | | | | | |
| 3. 1994 | XXX | | | | | | | | | | |
| 4. 1995 | XXX | XXX | | | | | | | | | |
| 5. 1996 | XXX | XXX | | | | | | | | | |
| 6. 1997 | XXX | XXX | | | | | | | | | |
| 7. 1998 | XXX | XXX | | | | | | | | | |
| 8. 1999 | XXX | XXX | | | | | | | | | |
| 9. 2000 | XXX | XXX | | | | | | | | | |
| 10. 2001 | XXX | XXX | | | | | | | | | |
| 11. 2002 | XXX | XXX | | | | | | | XXX | | |
| 12. Total | XXX | XXX | XXX | XXX | XXX | XXX | XXX | XXX | XXX | XXX | XXX |
| 13. Earned Premiums (Sc P-Pt 1) | | | | | | | | | | | XXX |

SCHEDULE P - PART 6N - REINSURANCE

Nonproportional Assumed Property

SECTION 1

| Years in Which Premiums Were Earned and Losses Were Incurred | CUMULATIVE PREMIUMS EARNED DIRECT AND ASSUMED AT YEAR END (\$000 OMITTED) | | | | | | | | | | 11 Current year Premiums Earned |
|--|---|-----------|-----------|-----------|-----------|-----------|-----------|-----------|-----------|------------|------------------------------------|
| | 1 1993 | 2 1994 | 3 1995 | 4 1996 | 5 1997 | 6 1998 | 7 1999 | 8 2000 | 9 2001 | 10 2002 | |
| 1. Prior | | | | | | | | | | | |
| 2. 1993 | | | | | | | | | | | |
| 3. 1994 | XXX | | | | | | | | | | |
| 4. 1995 | XXX | XXX | | | | | | | | | |
| 5. 1996 | XXX | XXX | | | | | | | | | |
| 6. 1997 | XXX | XXX | | | | | | | | | |
| 7. 1998 | XXX | XXX | | | | | | | | | |
| 8. 1999 | XXX | XXX | | | | | | | | | |
| 9. 2000 | XXX | XXX | | | | | | | | | |
| 10. 2001 | XXX | XXX | | | | | | | | | |
| 11. 2002 | XXX | XXX | | | | | | | XXX | | |
| 12. Total | XXX | XXX | | | | | | | XXX | XXX | |
| 13. Earned Premiums (Sc P-Pt 1) | | | | | | | | | | | XXX |

SECTION 2

| Years in Which Premiums Were Earned and Losses Were Incurred | CUMULATIVE PREMIUMS EARNED CEDED AT YEAR END (\$000 OMITTED) | | | | | | | | | | 11 Current year Premiums Earned |
|--|--|-----------|-----------|-----------|-----------|-----------|-----------|-----------|-----------|------------|------------------------------------|
| | 1 1993 | 2 1994 | 3 1995 | 4 1996 | 5 1997 | 6 1998 | 7 1999 | 8 2000 | 9 2001 | 10 2002 | |
| 1. Prior | | | | | | | | | | | |
| 2. 1993 | | | | | | | | | | | |
| 3. 1994 | XXX | | | | | | | | | | |
| 4. 1995 | XXX | XXX | | | | | | | | | |
| 5. 1996 | XXX | XXX | | | | | | | | | |
| 6. 1997 | XXX | XXX | | | | | | | | | |
| 7. 1998 | XXX | XXX | | | | | | | | | |
| 8. 1999 | XXX | XXX | | | | | | | | | |
| 9. 2000 | XXX | XXX | | | | | | | | | |
| 10. 2001 | XXX | XXX | | | | | | | | | |
| 11. 2002 | XXX | XXX | | | | | | | XXX | | |
| 12. Total | XXX | XXX | | | | | | | XXX | XXX | |
| 13. Earned Premiums (Sc P-Pt 1) | | | | | | | | | | | XXX |

SCHEDULE P - PART 6O - REINSURANCE

Nonproportional Assumed Liability

SECTION 1

| Years in Which Premiums Were Earned and Losses Were Incurred | CUMULATIVE PREMIUMS EARNED DIRECT AND ASSUMED AT YEAR END (\$000 OMITTED) | | | | | | | | | | 11 Current year Premiums Earned |
|--|---|-----------|-----------|-----------|-----------|-----------|-----------|-----------|-----------|------------|------------------------------------|
| | 1 1993 | 2 1994 | 3 1995 | 4 1996 | 5 1997 | 6 1998 | 7 1999 | 8 2000 | 9 2001 | 10 2002 | |
| 1. Prior | | | | | | | | | | | |
| 2. 1993 | | | | | | | | | | | |
| 3. 1994 | XXX | | | | | | | | | | |
| 4. 1995 | XXX | XXX | | | | | | | | | |
| 5. 1996 | XXX | XXX | XXX | 8 | 8 | 8 | 8 | 8 | | | |
| 6. 1997 | XXX | XXX | XXX | XXX | XXX | XXX | XXX | XXX | | | |
| 7. 1998 | XXX | XXX | XXX | XXX | XXX | XXX | XXX | XXX | | | |
| 8. 1999 | XXX | XXX | XXX | XXX | XXX | XXX | XXX | XXX | | | |
| 9. 2000 | XXX | XXX | XXX | XXX | XXX | XXX | XXX | XXX | | | |
| 10. 2001 | XXX | XXX | XXX | XXX | XXX | XXX | XXX | XXX | | | |
| 11. 2002 | XXX | XXX | XXX | XXX | XXX | XXX | XXX | XXX | XXX | | |
| 12. Total | XXX | XXX | XXX | XXX | XXX | XXX | XXX | XXX | XXX | XXX | |
| 13. Earned Premiums (Sc P-Pt 1) | | | | | | | | | | | XXX |

SECTION 2

| Years in Which Premiums Were Earned and Losses Were Incurred | CUMULATIVE PREMIUMS EARNED CEDED AT YEAR END (\$000 OMITTED) | | | | | | | | | | 11 Current year Premiums Earned |
|--|--|-----------|-----------|-----------|-----------|-----------|-----------|-----------|-----------|------------|------------------------------------|
| | 1 1993 | 2 1994 | 3 1995 | 4 1996 | 5 1997 | 6 1998 | 7 1999 | 8 2000 | 9 2001 | 10 2002 | |
| 1. Prior | | | | | | | | | | | |
| 2. 1993 | | | | | | | | | | | |
| 3. 1994 | XXX | | | | | | | | | | |
| 4. 1995 | XXX | XXX | | | | | | | | | |
| 5. 1996 | XXX | XXX | | | | | | | | | |
| 6. 1997 | XXX | XXX | | | | | | | | | |
| 7. 1998 | XXX | XXX | | | | | | | | | |
| 8. 1999 | XXX | XXX | | | | | | | | | |
| 9. 2000 | XXX | XXX | | | | | | | | | |
| 10. 2001 | XXX | XXX | | | | | | | | | |
| 11. 2002 | XXX | XXX | | | | | | | XXX | | |
| 12. Total | XXX | XXX | | | | | | | XXX | XXX | |
| 13. Earned Premiums (Sc P-Pt 1) | | | | | | | | | | | XXX |

ANNUAL STATEMENT FOR THE YEAR 2002 OF THE COLONY SPECIALTY INSURANCE COMPANY
SCHEDULE P - PART 6R - PRODUCTS LIABILITY - OCCURRENCE

SECTION 1A

| Years in Which Premiums Were Earned and Losses Were Incurred | CUMULATIVE PREMIUMS EARNED DIRECT AND ASSUMED AT YEAR END (\$000 OMITTED) | | | | | | | | | | 11 Current year Premiums Earned |
|--|---|-----------|-----------|-----------|-----------|-----------|-----------|-----------|-----------|------------|------------------------------------|
| | 1 1993 | 2 1994 | 3 1995 | 4 1996 | 5 1997 | 6 1998 | 7 1999 | 8 2000 | 9 2001 | 10 2002 | |
| 1. Prior | | | | | | | | | | | |
| 2. 1993 | 1,616 | | | | | | | | | | 1,616 |
| 3. 1994 | XXX | 1,255 | | | | | | | | | 1,255 |
| 4. 1995 | XXX | XXX | 280 | | | | | | | | 280 |
| 5. 1996 | XXX | XXX | XXX | 1,585 | | | | | | | 1,585 |
| 6. 1997 | XXX | XXX | XXX | XXX | 1,534 | | | | | | 1,534 |
| 7. 1998 | XXX | XXX | XXX | XXX | XXX | 1,485 | | | | | 1,485 |
| 8. 1999 | XXX | XXX | XXX | XXX | XXX | XXX | 1,219 | | | | 1,219 |
| 9. 2000 | XXX | XXX | XXX | XXX | XXX | XXX | XXX | 1,069 | | | 1,069 |
| 10. 2001 | XXX | XXX | XXX | XXX | XXX | XXX | XXX | XXX | 1,539 | | 1,539 |
| 11. 2002 | XXX | XXX | XXX | XXX | XXX | XXX | XXX | XXX | XXX | 2,430 | 2,430 |
| 12. Total | XXX | XXX | XXX | XXX | XXX | XXX | XXX | XXX | XXX | XXX | 2,430 |
| 13. Earned Premiums (Sc P-Pt 1) | | | | | | | | | | | XXX |

SECTION 2A

| Years in Which Premiums Were Earned and Losses Were Incurred | CUMULATIVE PREMIUMS EARNED CEDED AT YEAR END (\$000 OMITTED) | | | | | | | | | | 11 Current year Premiums Earned |
|--|--|-----------|-----------|-----------|-----------|-----------|-----------|-----------|-----------|------------|------------------------------------|
| | 1 1993 | 2 1994 | 3 1995 | 4 1996 | 5 1997 | 6 1998 | 7 1999 | 8 2000 | 9 2001 | 10 2002 | |
| 1. Prior | | | | | | | | | | | |
| 2. 1993 | 151 | | | | | | | | | | 151 |
| 3. 1994 | XXX | 57 | | | | | | | | | 57 |
| 4. 1995 | XXX | XXX | 280 | | | | | | | | 280 |
| 5. 1996 | XXX | XXX | XXX | 165 | | | | | | | 165 |
| 6. 1997 | XXX | XXX | XXX | XXX | 103 | | | | | | 103 |
| 7. 1998 | XXX | XXX | XXX | XXX | XXX | 94 | | | | | 94 |
| 8. 1999 | XXX | XXX | XXX | XXX | XXX | XXX | 92 | | | | 92 |
| 9. 2000 | XXX | XXX | XXX | XXX | XXX | XXX | XXX | 106 | | | 106 |
| 10. 2001 | XXX | XXX | XXX | XXX | XXX | XXX | XXX | XXX | 129 | | 129 |
| 11. 2002 | XXX | XXX | XXX | XXX | XXX | XXX | XXX | XXX | XXX | 214 | 214 |
| 12. Total | XXX | XXX | XXX | XXX | XXX | XXX | XXX | XXX | XXX | XXX | 214 |
| 13. Earned Premiums (Sc P-Pt 1) | | | | | | | | | | | XXX |

SCHEDULE P - PART 6R - PRODUCTS LIABILITY - CLAIMS-MADE

SECTION 1B

| Years in Which Premiums Were Earned and Losses Were Incurred | CUMULATIVE PREMIUMS EARNED DIRECT AND ASSUMED AT YEAR END (\$000 OMITTED) | | | | | | | | | | 11 Current year Premiums Earned |
|--|---|-----------|-----------|-----------|-----------|-----------|-----------|-----------|-----------|------------|------------------------------------|
| | 1 1993 | 2 1994 | 3 1995 | 4 1996 | 5 1997 | 6 1998 | 7 1999 | 8 2000 | 9 2001 | 10 2002 | |
| 1. Prior | | | | | | | | | | | |
| 2. 1993 | 53 | | | | | | | | | | 53 |
| 3. 1994 | XXX | 153 | | | | | | | | | 153 |
| 4. 1995 | XXX | XXX | 24 | | | | | | | | 24 |
| 5. 1996 | XXX | XXX | XXX | 262 | | | | | | | 262 |
| 6. 1997 | XXX | XXX | XXX | XXX | 218 | | | | | | 218 |
| 7. 1998 | XXX | XXX | XXX | XXX | XXX | 177 | | | | | 177 |
| 8. 1999 | XXX | XXX | XXX | XXX | XXX | XXX | 85 | | | | 85 |
| 9. 2000 | XXX | XXX | XXX | XXX | XXX | XXX | XXX | 42 | | | 42 |
| 10. 2001 | XXX | XXX | XXX | XXX | XXX | XXX | XXX | XXX | 53 | | 53 |
| 11. 2002 | XXX | XXX | XXX | XXX | XXX | XXX | XXX | XXX | XXX | 96 | 96 |
| 12. Total | XXX | XXX | XXX | XXX | XXX | XXX | XXX | XXX | XXX | XXX | 96 |
| 13. Earned Premiums (Sc P-Pt 1) | | | | | | | | | | | XXX |

SECTION 2B

| Years in Which Premiums Were Earned and Losses Were Incurred | CUMULATIVE PREMIUMS EARNED CEDED AT YEAR END (\$000 OMITTED) | | | | | | | | | | 11 Current year Premiums Earned |
|--|--|-----------|-----------|-----------|-----------|-----------|-----------|-----------|-----------|------------|------------------------------------|
| | 1 1993 | 2 1994 | 3 1995 | 4 1996 | 5 1997 | 6 1998 | 7 1999 | 8 2000 | 9 2001 | 10 2002 | |
| 1. Prior | | | | | | | | | | | |
| 2. 1993 | 5 | | | | | | | | | | 5 |
| 3. 1994 | XXX | 5 | | | | | | | | | 5 |
| 4. 1995 | XXX | XXX | 24 | | | | | | | | 24 |
| 5. 1996 | XXX | XXX | XXX | 8 | | | | | | | 8 |
| 6. 1997 | XXX | XXX | XXX | XXX | 7 | | | | | | 7 |
| 7. 1998 | XXX | XXX | XXX | XXX | XXX | 5 | | | | | 5 |
| 8. 1999 | XXX | XXX | XXX | XXX | XXX | XXX | 6 | | | | 6 |
| 9. 2000 | XXX | XXX | XXX | XXX | XXX | XXX | XXX | 5 | | | 5 |
| 10. 2001 | XXX | XXX | XXX | XXX | XXX | XXX | XXX | XXX | 7 | | 7 |
| 11. 2002 | XXX | XXX | XXX | XXX | XXX | XXX | XXX | XXX | XXX | 14 | 14 |
| 12. Total | XXX | XXX | XXX | XXX | XXX | XXX | XXX | XXX | XXX | XXX | 14 |
| 13. Earned Premiums (Sc P-Pt 1) | | | | | | | | | | | XXX |

Page 103

Sch. P, Pt. 7A, Sn. 1, Primary, Loss Sensitive Contracts
NONE

Sch. P, Pt. 7A, Sn. 2, Incurred Losses and Allocated Expenses
NONE

Sch. P, Pt. 7A, Sn. 3, Bulk and Incurred But Not Reported Res.
NONE

Page 104

Sch. P, Pt. 7A, Sn. 4, Net Earned Premiums Reported
NONE

Sch. P, Pt. 7A, Sn. 5, Net Reserve for Premium Adjustments
NONE

Page 105

Sch. P, Pt. 7B, Sn. 1, Reinsurance Loss Sensitive Contracts
NONE

Sch. P, Pt. 7B, Sn. 2, Incurred Losses and Cost Containment Exp.
NONE

Sch. P, Pt. 7B, Sn. 3, Bulk Incurred But Not Reported Reserves
NONE

Page 106

Sch. P, Pt. 7B, Sn. 4, Net Earned Premiums Reported at Year End
NONE

Sch. P, Pt. 7B, Sn. 5, Net Reserve for Premium Adjustments
NONE

Sch. P, Pt. 7B, Sn. 6, Incurred Adjustable Commissions
NONE

Sch. P, Pt. 7B, Sn. 7, Reserves for Commission Adjustments
NONE

SCHEDULE P INTERROGATORIES

1. What is the extended loss and expense reserve - direct and assumed - for the following classes? An example of an extended loss and expense reserve is the actuarial reserve for the free-tail coverage arising upon death, disability or retirement in most medical malpractice policies. Such a liability is to be reported here even if it was not reported elsewhere in Schedule P, but otherwise reported as a liability item on Page 3. Show the full reserve amount, not just the change during the current year.

| Years in which premiums were earned and losses were incurred | 1 Medical Malpractice | 2 Other Liability | 3 Products Liability |
|--|--------------------------|----------------------|-------------------------|
| 1.01 Prior | | | |
| 1.02 1993 | | | |
| 1.03 1994 | | | |
| 1.04 1995 | | | |
| 1.05 1996 | | | |
| 1.06 1997 | | | |
| 1.07 1998 | | | |
| 1.08 1999 | | | |
| 1.09 2000 | | | |
| 1.10 2001 | | | |
| 1.11 2002 | | | |
| 1.12 TOTALS | | | |

2. The definition of allocated loss adjustment expenses (ALAE) and, therefore, unallocated loss adjustment expenses (ULAE) was changed effective January 1, 1998. This change in definition applies to both paid and unpaid expenses. Are these expenses (now reported as "Defense and Cost Containment" and "Adjusting and Other") reported in compliance with these definitions in this statement? Yes () No (X)

3. The Adjusting and Other expense payments and reserves should be allocated to the years in which the losses were incurred based on the number of claims reported, closed and outstanding in those years. When allocating Adjusting and Other expense between companies in a group or a pool, the Adjusting and Other expense should be allocated in the same percentage used for the loss amounts and the claim counts. For reinsurers, Adjusting and Other expense assumed should be reported according to the reinsurance contract. For Adjusting and Other expense incurred by reinsurers, or in those situations where suitable claim count information is not available, Adjusting and Other expense should be allocated by a reasonable method determined by the company and described in Interrogatory 7, below. Are they so reported in this Statement? Yes (X) No ()

4. Do any lines in Schedule P include reserves which are reported gross of any discount to present value of future payments, but are reported net of such discounts on Page 10? Yes () No (X)

If Yes, proper reporting must be made in the Notes to Financial Statements, as specified in the Instructions. Also, the discounts must be reported in Schedule P - Part 1, Columns 32 and 33.

Schedule P must be completed gross of non-tabular discounting. Work papers relating to discount calculations must be available for examination upon request.

Discounting is allowed only if expressly permitted by the state insurance department to which this Annual Statement is being filed.

5. What were the net premiums in force at the end of the year for: 5.1 Fidelity \$
 (in thousands of dollars) 5.2 Surety \$

6. Claim count information is reported (check one): 6.1 per claim (X)
 If not the same in all years, explain in Interrogatory 7. 6.2 per claimant ()

7.1 The information provided in Schedule P will be used by many persons to estimate the adequacy of the current loss and expense reserves, among other things. Are there any especially significant events, coverage, retention or accounting changes which have occurred which must be considered when making such analyses? Yes () No (X)

7.2 (An extended statement may be attached)

The company adhered to the definition of allocated and unallocated loss adjusting expense used in prior years. As a result, allocated loss adjusting expenses are reported as defense and cost containment payments and unallocated loss adjusting expenses are reported as adjusting and other payments. This method results in a reasonable and accurate measurement that agrees with the revised method in all material respects.

ANNUAL STATEMENT FOR THE YEAR 2002 OF THE COLONY SPECIALTY INSURANCE COMPANY

SCHEDULE Y (Continued)

PART 2 - SUMMARY OF INSURER'S TRANSACTIONS WITH ANY AFFILIATES

| 1 | 2 | 3 | 4 | 5 | 6 | 7 | 8 | 9 | 10 | 11 | 12 | 13 |
|-------------------|-------------------|--|-----------------------|-----------------------|--|--|---|---|----|--|--------------|---|
| NAIC Company Code | Federal ID Number | Names of Insurers and Parent, Subsidiaries or Affiliates | Shareholder Dividends | Capital Contributions | Purchases, Sales or Exchanges of Loans, Securities, Real Estate, Mortgage Loans or Other Investments | Income/ (Disbursements) Incurred in Connection with Guarantees or Undertakings for the Benefit of any Affiliate(s) | Management Agreements and Service Contracts | Income/ (Disbursements) Incurred Under Reinsurance Agreements | * | Any Other Material Activity Not in the Ordinary Course of the Insurer's Business | Totals | Reinsurance Recoverable/ (Payable) or Losses and/or Reserve Credit Taken/ (Liability) |
| 00000 | 95-4057601 | Argonaut Group, Inc., (Holding Company) | 11,500,000 | | | | | | | | 11,500,000 | |
| 00000 | 95-2746313 | AGI Properties, Inc. | (8,000,000) | | | | | | | | (8,000,000) | |
| 00000 | 74-2999179 | Argonaut Management Services, Inc. | | | | | 17,291,856 | | | | 17,291,856 | |
| 19801 | 94-1390273 | Argonaut Insurance Company | 4,300,000 | | | | (3,968,241) | P1 | | | 331,759 | 191,262,575 |
| 19828 | 36-2489372 | Argonaut-Midwest Insurance Company | | | | | | P1 | | | | (117,023,409) |
| 19844 | 94-6064785 | Argonaut-Southwest Insurance Company | (1,300,000) | | | | | P1 | | | (1,300,000) | (61,861,097) |
| 19836 | 94-6095888 | Argonaut-Northwest Insurance Company | (1,100,000) | | | | | P1 | | | (1,100,000) | (7,158,449) |
| 26409 | 58-1164048 | Georgia Insurance Company | (1,900,000) | | | | | P1 | | | (1,900,000) | (6,016,620) |
| 19860 | 37-0301640 | Argonaut Great Central Insurance Company | (3,500,000) | | | | (8,175,853) | | | | (11,675,853) | 797,000 |
| 39993 | 54-1423096 | Colony Insurance Company | 8,000,000 | | | | (12,291,246) | P2 | | | (4,291,246) | 63,213,000 |
| 10726 | 23-2904771 | Somerset Casualty Insurance Company | | | | | (676,922) | | | | (676,922) | (3,493,200) |
| 36927 | 34-1266871 | Colony Specialty Insurance Company | | | | | (4,662,825) | P2 | | | (4,662,825) | (15,180,000) |
| 34118 | 65-0075940 | Colony National Insurance Company | | | | | (11,460,827) | P2 | | | (11,460,827) | (32,681,000) |
| 00000 | 54-1737802 | Colony Management Services, Inc. | | | | | 19,328,792 | | | | 19,328,792 | |
| 00000 | 71-0882294 | Fulcrum Underwriting Managers, Inc. | | | | | (575,285) | | | | (575,285) | |
| 00000 | 74-2999180 | Front Royal, Inc. | | | | | (419,459) | | | | (419,459) | |
| 35505 | 25-1620138 | Rockwood Casualty Insurance Company | (8,000,000) | | | | (2,565,843) | | | | (10,565,843) | (11,858,800) |
| 00000 | 74-2948177 | Trident Insurance Services, LLC | | | | | 8,175,853 | | | | 8,175,853 | |
| 9999999 | CONTROL TOTALS | | | | | | | | | | | |





If the nature of the transactions reported in Part 2 requires explanation, report such in the following explanatory note:

Refer to Note 25 in Notes to the Financial Statements for an explanation of pooling agreements.

.....

SUPPLEMENTAL EXHIBITS AND SCHEDULES INTERROGATORIES

The following supplemental reports are required to be filed as part of your annual statement filing. However, in the event that your company does not transact the type of business for which the special report must be filed, your response of NO to the specific interrogatory will be accepted in lieu of filing a "NONE" report and a bar code will be printed below. If the supplement is required of your company but is not being filed for whatever reason enter SEE EXPLANATION and provide an explanation following the interrogatory questions.

| MARCH FILING | RESPONSE |
|---|---|
| 1. Will Supplement A to Schedule T (Medical Malpractice Supplement) be filed by March 1? | Yes |
| EXPLANATION: | |
| BARCODE: Document Identifier 450: | |
| 2. Will Schedule SIS (Stockholder Information Supplement) be filed with the state of domicile by March 1? | No |
| EXPLANATION: | |
| BARCODE: Document Identifier 420: | 3 6 9 2 7 2 0 0 2 4 2 0 0 0 0 0 0  |
| 3. Will the Financial Guaranty Insurance Exhibit be filed by March 1? | No |
| EXPLANATION: | |
| BARCODE: Document Identifier 240: | 3 6 9 2 7 2 0 0 2 2 4 0 0 0 0 0 0  |
| 4. Will the Medicare Supplement Insurance Experience Exhibit be filed with the state of domicile and the NAIC by March 1? | No |
| EXPLANATION: | |
| BARCODE: Document Identifier 360: | 3 6 9 2 7 2 0 0 2 3 6 0 0 0 0 0 0  |
| 5. Will an actuarial opinion be filed by March 1? | Yes |
| EXPLANATION: | |
| BARCODE: Document Identifier 440: | |
| 6. Will the SVO Compliance Certification be filed by March 1? | Yes |
| EXPLANATION: | |
| BARCODE: Document Identifier 470: | |
| 7. Will the Trusteed Surplus Statement be filed with the state of domicile and the NAIC by March 1? | No |
| EXPLANATION: | |
| BARCODE: Document Identifier 490: | 3 6 9 2 7 2 0 0 2 4 9 0 0 0 0 0 0  |

SUPPLEMENTAL EXHIBITS AND SCHEDULES INTERROGATORIES

The following supplemental reports are required to be filed as part of your annual statement filing. However, in the event that your company does not transact the type of business for which the special report must be filed, your response of NO to the specific interrogatory will be accepted in lieu of filing a "NONE" report and a bar code will be printed below. If the supplement is required of your company but is not being filed for whatever reason enter SEE EXPLANATION and provide an explanation following the interrogatory questions.

RESPONSE

8. Will the Supplemental Compensation Exhibit be filed with the state of domicile by March 1?

Yes

EXPLANATION:

.....

BARCODE:

Document Identifier 460:

9. Will the Risk-based Capital Report be filed with the NAIC by March 1?

Yes

EXPLANATION:

.....

BARCODE:

Document Identifier 390:

10. Will the Risk-based Capital Report be filed with the state of domicile, if required, by March 1?

Yes

EXPLANATION:

.....

BARCODE:

Document Identifier 390:

11. Will the Premiums Attributed to Protected Cells Exhibit be filed by March 1?

No

EXPLANATION:

.....

BARCODE:

Document Identifier 385:



APRIL FILING

12. Will the Insurance Expense Exhibit be filed with the state of domicile and the NAIC by April 1?

Yes

EXPLANATION:

.....

BARCODE:

Document Identifier 270:

13. Will Management's Discussion and Analysis be filed by April 1?

Yes

EXPLANATION:

.....

BARCODE:

Document Identifier 350:

14. Will the Credit Insurance Experience Exhibit be filed with the state of domicile and the NAIC by April 1?

No

EXPLANATION:

.....

BARCODE:

Document Identifier 230:



SUPPLEMENTAL EXHIBITS AND SCHEDULES INTERROGATORIES

The following supplemental reports are required to be filed as part of your annual statement filing. However, in the event that your company does not transact the type of business for which the special report must be filed, your response of NO to the specific interrogatory will be accepted in lieu of filing a "NONE" report and a bar code will be printed below. If the supplement is required of your company but is not being filed for whatever reason enter SEE EXPLANATION and provide an explanation following the interrogatory questions.

RESPONSE

15. Will the Long-term Care Experience Reporting Forms be filed with the state of domicile and the NAIC by April 1?

No

EXPLANATION:

.....

BARCODE:

Document Identifier 330:



16. Will the Accident and Health Policy Experience Exhibit be filed by April 1?

No

EXPLANATION:

.....

BARCODE:

Document Identifier 210:



17. Will the Investment Risks Interrogatories be filed by April 1?

Yes

EXPLANATION:

.....

BARCODE:

Document Identifier 285:

MAY FILING

18. Will this company be included in a combined annual statement which is filed with the NAIC by May 1?

Yes

EXPLANATION:

.....

BARCODE:

Document Identifier 201:

JUNE FILING

19. Will an audited financial report be filed by June 1?

Yes

EXPLANATION:

.....

BARCODE:

Document Identifier 220:



SUPPLEMENT FOR THE YEAR 2002 OF THE COLONY SPECIALTY INSURANCE COMPANY

**SUPPLEMENT "A" TO SCHEDULE T
EXHIBIT OF MEDICAL MALPRACTICE PREMIUMS WRITTEN
ALLOCATED BY STATES AND TERRITORIES**

The type of health care providers reported on this page is: Other health care professionals, including dentists

| States, Etc. | 1 Direct Premiums Written | 2 Direct Premiums Earned | Direct Losses Paid | | 5 Direct Losses Incurred | Direct Losses Unpaid | | 8 Direct Losses Incurred But Not Reported |
|--|------------------------------------|-----------------------------------|--------------------|--------------------------|-----------------------------------|-------------------------|--------------------------|--|
| | | | 3 Amount | 4 Number of Claims | | 6 Amount Reported | 7 Number of Claims | |
| 1. Alabama | AL | | | | | | | |
| 2. Alaska | AK | | | | | | | |
| 3. Arizona | AZ | | | | | | | |
| 4. Arkansas | AR | | | | | | | |
| 5. California | CA | | | | | | | |
| 6. Colorado | CO | | | | | | | |
| 7. Connecticut | CT | | | | | | | |
| 8. Delaware | DE | | | | | | | |
| 9. District of Columbia | DC | | | | | | | |
| 10. Florida | FL | | | | | | | |
| 11. Georgia | GA | | | | | | | |
| 12. Hawaii | HI | | | | | | | |
| 13. Idaho | ID | | | | | | | |
| 14. Illinois | IL | | | | | | | |
| 15. Indiana | IN | | | | | | | |
| 16. Iowa | IA | | | | | | | |
| 17. Kansas | KS | | | | | | | |
| 18. Kentucky | KY | | | | | | | |
| 19. Louisiana | LA | | | | | | | |
| 20. Maine | ME | | | | | | | |
| 21. Maryland | MD | | | | | | | |
| 22. Massachusetts | MA | | | | | | | |
| 23. Michigan | MI | | | | | | | |
| 24. Minnesota | MN | | | | | | | |
| 25. Mississippi | MS | | | | | | | |
| 26. Missouri | MO | | | | | | | |
| 27. Montana | MT | | | | | | | |
| 28. Nebraska | NE | | | | | | | |
| 29. Nevada | NV | | | | | | | |
| 30. New Hampshire | NH | | | | | | | |
| 31. New Jersey | NJ | | | | | | | |
| 32. New Mexico | NM | | | | | | | |
| 33. New York | NY | | | | | | | |
| 34. North Carolina | NC | | | | | | | |
| 35. North Dakota | ND | | | | | | | |
| 36. Ohio | OH | | | | | | | |
| 37. Oklahoma | OK | | | | | | | |
| 38. Oregon | OR | | | | | | | |
| 39. Pennsylvania | PA | | | | | | | |
| 40. Rhode Island | RI | | | | | | | |
| 41. South Carolina | SC | | | | | | | |
| 42. South Dakota | SD | | | | | | | |
| 43. Tennessee | TN | | | | | | | |
| 44. Texas | TX | | | | | | | |
| 45. Utah | UT | | | | | | | |
| 46. Vermont | VT | | | | | | | |
| 47. Virginia | VA | 369,078 | | | | | | 130,411 |
| 48. Washington | WA | | | | | | | |
| 49. West Virginia | WV | | | | | | | |
| 50. Wisconsin | WI | | | | | | | |
| 51. Wyoming | WY | | | | | | | |
| 52. American Samoa | AS | | | | | | | |
| 53. Guam | GU | | | | | | | |
| 54. Puerto Rico | PR | | | | | | | |
| 55. U. S. Virgin Islands | VI | | | | | | | |
| 56. Canada | CN | | | | | | | |
| 57. Aggregate Other Alien | OT | | | | | | | |
| 58. Totals | | 369,078 | | | | | | 130,411 |
| DETAILS OF WRITE-INS | | | | | | | | |
| 5701. | | | | | | | | |
| 5702. | | | | | | | | |
| 5703. | | | | | | | | |
| 5798. Summary of remaining write-ins for Line 57 from overflow page | | | | | | | | |
| 5799. Totals (Line 5701 through Line 5703 plus Line 5798) (Line 57 above) | | | | | | | | |