



PROPERTY AND CASUALTY COMPANIES—ASSOCIATION EDITION

ANNUAL STATEMENT
FOR THE YEAR ENDED DECEMBER 31, 2002
OF THE CONDITION AND AFFAIRS OF THE
NATIONWIDE MUTUAL INSURANCE COMPANY

NAIC Group Code 0140 (Current Period) 0140 (Prior Period) NAIC Company Code 23787 Employer's ID Number 31-4177100

Organized under the Laws of Ohio, State of Domicile or Port of Entry Ohio

Country of Domicile United States of America

Incorporated 12/06/1925 Commenced Business 04/14/1926

Statutory Home Office One Nationwide Plaza, Columbus, OH 43215-2220 (Street and Number) (City or Town, State and Zip Code)

Main Administrative Office One Nationwide Plaza (Street and Number) Columbus, OH 43215-2220 (City or Town, State and Zip Code) 614-249-7111 (Area Code) (Telephone Number)

Mail Address One Nationwide Plaza (Street and Number or P.O. Box) Columbus, OH 43215-2220 (City or Town, State and Zip Code)

Primary Location of Books and Records One Nationwide Plaza (Street and Number) Columbus, OH 43215-2220 (City or Town, State and Zip Code) 614-249-1545 (Area Code) (Telephone Number)

Internet Website Address www.nationwide.com

Statement Contact Raymond T. Hohl (Name) 614-249-1545 (Area Code) (Telephone Number) (Extension) hohlr@nationwide.com (E-mail Address) 614-249-4718 (Fax Number)

Policyowner Relations Contact One Nationwide Plaza (Street and Number) Columbus, OH 43215-2220 (City or Town, State and Zip Code) 614-249-6408 (Area Code) (Telephone Number) (Extension)

OFFICERS

President Galen Ross Barnes Secretary Glenn Warren Soden
Treasurer Michael Dean Miller

VICE PRESIDENTS

John Roscoe Cook Jr David Andrew Diamond Philip Clarence Gath
Patricia Ruth Hatler Richard Dale Headley Michael Stevens Helfer
David Karl Hollingsworth David Ralph Jahn Donna Anita James
Richard Andrew Karas Michael Craig Keller Gregory Samuel Lashutka
Edwin Pugh McCausland Jr Robert Harold McNaghten Michael Dean Miller
Brian Waggoner Nocco Robert Alan Oakley Mark David Phelan
Kathleen Dunbar Ricord Douglas Craig Robinette Robert Allen Rosholt #
John Stephen Skubik Mark Raymond Thresher Richard Michael Waggoner
Susan Ackerman Wolken

DIRECTORS OR TRUSTEES

Lewis Jackson Alphin Galen Ross Barnes Arthur Irving Bell
Timothy Joesph Corcoran Yvonne Montgomery Curl Kenneth Dale Davis
Keith William Eckel Willard James Engel Fred Charles Finney
William Gerald Jurgensen Lydia Micheaux Marshall David Owen Miller
Ralph McDaniel Paige James Ferry Patterson Arden Lee Shisler
Robert Leonard Stewart

State of Ohio
County of Franklin } ss

The officers of this reporting entity, being duly sworn, each depose and say that they are the described officers of said reporting entity, and that on the reporting period stated above, all of the herein described assets were the absolute property of the said reporting entity, free and clear from any liens or claims thereon, except as herein stated, and that this statement, together with related exhibits, schedules and explanations therein contained, annexed or referred to, is a full and true statement of all the assets and liabilities and of the condition and affairs of the said reporting entity as of the reporting period stated above, and of its income and deductions therefrom for the period ended, and have been completed in accordance with the NAIC Annual Statement Instructions and Accounting Practices and Procedures manual except to the extent that: (1) state law may differ; or, (2) that state rules or regulations require differences in reporting not related to accounting practices and procedures, according to the best of their information, knowledge and belief, respectively.

Galen Ross Barnes--President/Chief Operating Officer President
Glenn Warren Soden--Assoc. VP/Asst. Sec Secretary
Michael Dean Miller--Sr. VP-Finance Treasurer

Subscribed and sworn to before me this day of , 2003

- a. Is this an original filing? Yes [ X ] No [ ]
b. If no,
1. State the amendment number
2. Date filed
3. Number of pages attached



**ANNUAL STATEMENT FOR THE YEAR 2002 OF THE NATIONWIDE MUTUAL INSURANCE COMPANY**

**EXHIBIT OF PREMIUMS AND LOSSES (Statutory Page 14 Data)**

NAIC Group Code **0140**

**BUSINESS IN THE STATE OF Alabama**

**DURING THE YEAR 2002**

NAIC Company Code **23787**

Line of Business	Gross Premiums, Including Policy and Membership Fees Less Return Premiums and Premiums on Policies not Taken		3 Dividends Paid or Credited to Policyholders on Direct Business	4 Direct Unearned Premium Reserves	5 Direct Losses Paid (deducting salvage)	6 Direct Losses Incurred	7 Direct Losses Unpaid	8 Direct Defense and Cost Containment Expense Paid	9 Direct Defense and Cost Containment Expense Incurred	10 Direct Defense and Cost Containment Expense Unpaid	11 Commissions and Brokerage Expenses	12 Taxes, Licenses and Fees
	1 Direct Premiums Written	2 Direct Premiums Earned										
1. Fire	17,721	18,216	0	9,992	0	(2,656)	(261)	0	(79)	359	4,895	(324)
2.1 Allied lines	14,281	14,861	0	7,569	4,755	1,773	(296)	0	(97)	315	2,850	(1,099)
2.2 Multiple peril crop	0	0	0	0	0	0	0	0	0	0	0	0
2.3 Federal flood	0	0	0	0	0	0	0	0	0	0	0	0
3. Farmowners multiple peril	0	0	0	0	0	(1)	1	0	(1)	0	0	(1,982)
4. Homeowners multiple peril	0	0	0	0	0	0	0	0	0	0	0	9,049
5.1 Commercial multiple peril (non-liability portion)	2,118,716	1,998,484	0	1,027,852	1,223,443	3,392,603	2,815,355	35,030	12,214	161,922	278,000	(14,275)
5.2 Commercial multiple peril (liability portion)	1,656,748	1,581,289	0	728,069	407,327	201,226	784,335	80,525	3,964	309,367	236,889	(9,512)
6. Mortgage guaranty	0	0	0	0	0	0	0	0	0	0	0	0
8. Ocean marine	0	0	0	0	0	0	0	0	0	0	0	0
9. Inland marine	13,032	12,886	0	4,916	0	(1,478)	(178)	0	(120)	233	2,391	(4,528)
10. Financial guaranty	0	0	0	0	0	0	0	0	0	0	0	0
11. Medical malpractice	144	144	0	0	0	(24)	993	0	3	639	18	(2)
12. Earthquake	0	0	0	0	0	(82)	(4)	0	(30)	1	0	(22)
13. Group accident and health	144	145	8	1	0	(40)	100	0	1	5	4	4
14. Credit A & H (group and individual)	0	0	0	0	0	0	0	0	0	0	0	0
15.1 Collectively renewable A & H	0	0	0	0	0	0	0	0	0	0	0	0
15.2 Non-cancellable A & H	0	0	0	0	0	0	0	0	0	0	0	0
15.3 Guaranteed renewable A & H	0	0	0	0	0	0	0	0	0	0	0	0
15.4 Non-renewable for stated reasons only	0	0	0	0	0	0	0	0	0	0	0	0
15.5 Other accident only	0	72	0	0	0	10	43	0	0	0	0	(4)
15.6 All other A & H	0	0	0	0	0	0	0	0	0	0	0	0
15.7 Federal employees health benefits program premium	0	0	0	0	0	0	0	0	0	0	0	0
16. Workers' compensation	289,142	316,827	11,864	46,417	200,745	616,009	1,819,155	9,931	(1,665)	57,588	29,747	(13,952)
17. Other liability	530,641	528,523	0	250,416	50,294	(339,722)	1,046,891	94,084	28,106	166,351	70,646	(5,101)
18. Products liability	142,175	149,329	0	49,475	0	(22,891)	83,946	0	(4,150)	52,102	13,870	(1,012)
19.1 Private passenger auto no-fault (personal injury protection)	0	0	0	0	0	0	0	0	0	0	0	0
19.2 Other private passenger auto liability	9,322,935	8,396,651	0	2,694,966	4,697,996	4,952,296	3,771,087	271,194	251,767	345,273	1,004,706	40,741
19.3 Commercial auto no-fault (personal injury protection)	0	0	0	0	0	0	0	0	0	0	0	0
19.4 Other commercial auto liability	767,767	813,605	0	384,746	918,896	577,339	826,049	89,983	47,571	113,998	151,066	(15,018)
21.1 Private passenger auto physical damage	6,270,711	5,533,527	0	1,836,162	3,175,952	3,221,101	245,963	27,879	32,521	13,685	645,354	27,115
21.2 Commercial auto physical damage	290,573	301,646	0	138,544	281,690	273,520	11,794	1,284	610	500	59,683	(3,247)
22. Aircraft (all perils)	0	0	0	0	0	0	0	0	0	0	0	0
23. Fidelity	262	414	0	93	0	12	122	0	(20)	16	38	(34)
24. Surety	0	0	0	0	0	22	(1)	0	(5)	1	0	0
26. Burglary and theft	100	100	0	96	0	(24)	(5)	0	(1)	1	159	(1)
27. Boiler and machinery	35,846	35,303	0	16,843	0	(1,632)	118	0	86	349	6,447	18
28. Credit	0	0	0	0	0	0	0	0	0	0	0	0
33. Aggregate write-ins for other lines of business	0	0	0	0	0	0	0	0	0	0	0	0
34. TOTALS (a)	21,470,936	19,702,021	11,872	7,196,156	10,961,099	12,867,358	11,405,206	609,912	370,675	1,222,706	2,506,759	6,815
<b>DETAILS OF WRITE-INS</b>												
3301.	0	0	0	0	0	0	0	0	0	0	0	0
3302.	0	0	0	0	0	0	0	0	0	0	0	0
3303.	0	0	0	0	0	0	0	0	0	0	0	0
3398. Summary of remaining write-ins for Line 33 from overflow page	0	0	0	0	0	0	0	0	0	0	0	0
3399. Totals (Lines 3301 thru 3303 plus 3398) (Line 33 above)	0	0	0	0	0	0	0	0	0	0	0	0

(a) Finance and service charges not included in Line 1 to 34 \$ 1,369,197

24 AL



ANNUAL STATEMENT FOR THE YEAR 2002 OF THE NATIONWIDE MUTUAL INSURANCE COMPANY

EXHIBIT OF PREMIUMS AND LOSSES (Statutory Page 14 Data)

NAIC Group Code 0140

BUSINESS IN THE STATE OF Alaska

DURING THE YEAR 2002

NAIC Company Code 23787

Line of Business	Gross Premiums, Including Policy and Membership Fees Less Return Premiums and Premiums on Policies not Taken		3 Dividends Paid or Credited to Policyholders on Direct Business	4 Direct Unearned Premium Reserves	5 Direct Losses Paid (deducting salvage)	6 Direct Losses Incurred	7 Direct Losses Unpaid	8 Direct Defense and Cost Containment Expense Paid	9 Direct Defense and Cost Containment Expense Incurred	10 Direct Defense and Cost Containment Expense Unpaid	11 Commissions and Brokerage Expenses	12 Taxes, Licenses, and Fees
	1 Direct Premiums Written	2 Direct Premiums Earned										
1. Fire	0	0	0	0	0	0	0	0	0	0	0	20
2.1 Allied lines	0	0	0	0	0	0	0	0	0	0	0	7
2.2 Multiple peril crop	0	0	0	0	0	0	0	0	0	0	0	0
2.3 Federal flood	0	0	0	0	0	0	0	0	0	0	0	0
3. Farmowners multiple peril	0	0	0	0	0	0	0	0	0	0	0	0
4. Homeowners multiple peril	0	0	0	0	0	0	0	0	0	0	0	419
5.1 Commercial multiple peril (non-liability portion)	0	0	0	0	0	(1)	(1)	0	0	0	0	0
5.2 Commercial multiple peril (liability portion)	0	0	0	0	0	(1,658)	214	0	(85)	234	0	0
6. Mortgage guaranty	0	0	0	0	0	0	0	0	0	0	0	0
8. Ocean marine	0	0	0	0	0	0	0	0	0	0	0	0
9. Inland marine	0	0	0	0	0	0	0	0	0	0	0	32
10. Financial guaranty	0	0	0	0	0	0	0	0	0	0	0	0
11. Medical malpractice	0	0	0	0	0	0	0	0	0	0	0	0
12. Earthquake	0	0	0	0	0	0	0	0	0	0	0	36
13. Group accident and health	0	0	0	0	0	0	0	0	0	0	0	0
14. Credit A & H (group and individual)	0	0	0	0	0	0	0	0	0	0	0	0
15.1 Collectively renewable A & H	0	0	0	0	0	0	0	0	0	0	0	0
15.2 Non-cancellable A & H	0	0	0	0	0	0	0	0	0	0	0	0
15.3 Guaranteed renewable A & H	0	0	0	0	0	0	0	0	0	0	0	0
15.4 Non-renewable for stated reasons only	0	0	0	0	0	0	0	0	0	0	0	0
15.5 Other accident only	0	0	0	0	0	0	0	0	0	0	0	0
15.6 All other A & H	0	0	0	0	0	0	0	0	0	0	0	0
15.7 Federal employees health benefits program premium	0	0	0	0	0	0	0	0	0	0	0	0
16. Workers' compensation	0	0	0	0	0	260	238	0	(2)	15	0	0
17. Other liability	17,400	16,625	0	8,104	0	(33,671)	48,465	0	(5,857)	13,780	0	(93)
18. Products liability	0	0	0	0	0	0	12	0	0	9	0	0
19.1 Private passenger auto no-fault (personal injury protection)	0	0	0	0	0	0	0	0	0	0	0	0
19.2 Other private passenger auto liability	2,543,878	2,418,638	0	701,139	1,589,061	2,236,453	2,131,735	164,099	129,730	209,110	0	(14,180)
19.3 Commercial auto no-fault (personal injury protection)	0	0	0	0	0	0	0	0	0	0	0	0
19.4 Other commercial auto liability	0	0	0	0	0	286	(6)	0	14	16	0	0
21.1 Private passenger auto physical damage	1,827,066	1,850,734	0	433,957	922,877	978,084	46,831	(395)	(1,729)	2,916	0	(15,084)
21.2 Commercial auto physical damage	0	0	0	0	0	0	0	0	0	0	0	0
22. Aircraft (all perils)	0	0	0	0	0	0	0	0	0	0	0	0
23. Fidelity	0	0	0	0	0	0	0	0	0	0	0	0
24. Surety	0	0	0	0	0	(3)	(1)	0	0	0	0	0
26. Burglary and theft	0	0	0	0	0	0	0	0	0	0	0	0
27. Boiler and machinery	0	0	0	0	0	0	0	0	0	0	0	0
28. Credit	0	0	0	0	0	0	0	0	0	0	0	0
33. Aggregate write-ins for other lines of business	0	0	0	0	0	0	0	0	0	0	0	0
34. TOTALS (a)	4,388,344	4,285,997	0	1,143,201	2,511,938	3,179,751	2,227,488	163,703	122,070	226,079	0	(28,844)
<b>DETAILS OF WRITE-INS</b>												
3301.	0	0	0	0	0	0	0	0	0	0	0	0
3302.	0	0	0	0	0	0	0	0	0	0	0	0
3303.	0	0	0	0	0	0	0	0	0	0	0	0
3398. Summary of remaining write-ins for Line 33 from overflow page	0	0	0	0	0	0	0	0	0	0	0	0
3399. Totals (Lines 3301 thru 3303 plus 3398) (Line 33 above)	0	0	0	0	0	0	0	0	0	0	0	0

(a) Finance and service charges not included in Line 1 to 34 \$ 52,457

24.AK



**ANNUAL STATEMENT FOR THE YEAR 2002 OF THE NATIONWIDE MUTUAL INSURANCE COMPANY**

**EXHIBIT OF PREMIUMS AND LOSSES (Statutory Page 14 Data)**

NAIC Group Code **0140**

**BUSINESS IN THE STATE OF Arizona**

**DURING THE YEAR 2002**

NAIC Company Code **23787**

Line of Business	Gross Premiums, Including Policy and Membership Fees Less Return Premiums and Premiums on Policies not Taken		3 Dividends Paid or Credited to Policyholders on Direct Business	4 Direct Unearned Premium Reserves	5 Direct Losses Paid (deducting salvage)	6 Direct Losses Incurred	7 Direct Losses Unpaid	8 Direct Defense and Cost Containment Expense Paid	9 Direct Defense and Cost Containment Expense Incurred	10 Direct Defense and Cost Containment Expense Unpaid	11 Commissions and Brokerage Expenses	12 Taxes, Licenses, and Fees
	1 Direct Premiums Written	2 Direct Premiums Earned										
1. Fire	111,451	71,301	0	51,099	59,500	61,386	1,856	4,043	4,420	268	20,635	4,323
2.1 Allied lines	113,848	73,964	0	50,595	0	435	1,926	0	374	307	21,023	4,433
2.2 Multiple peril crop	0	0	0	0	0	0	0	0	0	0	0	0
2.3 Federal flood	0	0	0	0	0	0	0	0	0	0	0	0
3. Farmowners multiple peril	122,805	81,659	0	57,368	13,605	23,846	10,241	95	440	345	20,048	4,766
4. Homeowners multiple peril	0	0	0	0	0	0	0	0	0	0	0	1,226
5.1 Commercial multiple peril (non-liability portion)	462,742	332,297	0	244,593	163,047	175,988	24,782	5,136	8,739	5,117	81,241	15,226
5.2 Commercial multiple peril (liability portion)	1,245,567	848,083	0	707,740	24,497	194,554	244,342	63,136	190,103	148,349	210,886	40,802
6. Mortgage guaranty	0	0	0	0	0	0	0	0	0	0	0	0
8. Ocean marine	0	0	0	0	0	0	0	0	0	0	0	0
9. Inland marine	1,398,353	1,016,419	0	687,407	718,210	814,485	148,623	6,003	7,630	1,579	257,481	46,764
10. Financial guaranty	0	0	0	0	0	0	0	0	0	0	0	0
11. Medical malpractice	0	0	0	0	0	0	0	0	0	0	0	0
12. Earthquake	0	0	0	0	0	0	0	0	0	0	0	0
13. Group accident and health	0	0	0	0	0	0	0	0	0	0	0	0
14. Credit A & H (group and individual)	0	0	0	0	0	0	0	0	0	0	0	0
15.1 Collectively renewable A & H	0	0	0	0	0	0	0	0	0	0	0	0
15.2 Non-cancellable A & H	0	0	0	0	0	0	0	0	0	0	0	0
15.3 Guaranteed renewable A & H	0	0	0	0	0	0	0	0	0	0	0	0
15.4 Non-renewable for stated reasons only	0	0	0	0	0	0	0	0	0	0	0	0
15.5 Other accident only	0	15	0	0	0	(1)	10	0	0	0	0	0
15.6 All other A & H	0	0	0	0	0	0	0	0	0	0	0	0
15.7 Federal employees health benefits program premium	0	0	0	0	0	0	0	0	0	0	0	0
16. Workers' compensation	2,949	15,638	0	1,832	25,916	47,113	182,655	14,358	18,236	21,845	153	(469)
17. Other liability	514,469	428,275	0	275,278	19,544	(70,276)	339,087	0	1,279	105,504	79,489	15,467
18. Products liability	144,564	109,581	0	71,172	717	26,793	34,896	0	15,879	21,652	26,149	4,632
19.1 Private passenger auto no-fault (personal injury protection)	0	0	0	0	0	0	0	0	0	0	0	0
19.2 Other private passenger auto liability	11,035,288	10,773,838	0	2,896,382	5,327,966	8,159,288	6,523,680	213,305	150,029	906,732	185,416	296,230
19.3 Commercial auto no-fault (personal injury protection)	0	0	0	0	0	0	0	0	0	0	0	0
19.4 Other commercial auto liability	9,251,188	6,614,821	0	4,617,472	1,143,883	3,981,619	3,186,730	19,408	308,087	330,413	1,394,411	318,063
21.1 Private passenger auto physical damage	6,801,473	6,390,442	0	1,859,351	4,536,797	4,713,353	194,809	32,420	27,758	8,828	94,685	181,985
21.2 Commercial auto physical damage	2,302,372	1,668,182	0	1,135,361	788,962	781,255	25,755	1,147	3,194	2,283	360,030	78,370
22. Aircraft (all perils)	0	0	0	0	0	0	0	0	0	0	0	0
23. Fidelity	8,183	8,804	0	4,909	0	(25)	214	0	(5)	(22)	1,700	(139)
24. Surety	50,374	46,846	0	37,542	0	2,427	5,452	0	(2,073)	2,131	16,534	(784)
26. Burglary and theft	66,453	55,904	0	24,114	0	49,956	50,896	0	(35)	(48)	11,749	2,273
27. Boiler and machinery	465	312	0	163	0	(9)	44	0	1	1	75	19
28. Credit	0	0	0	0	0	0	0	0	0	0	0	0
33. Aggregate write-ins for other lines of business	0	0	0	0	0	0	0	0	0	0	0	0
34. TOTALS (a)	33,632,543	28,536,382	0	12,722,376	12,822,643	18,962,185	10,975,998	359,050	734,057	1,555,285	2,781,705	1,013,187
<b>DETAILS OF WRITE-INS</b>												
3301.	0	0	0	0	0	0	0	0	0	0	0	0
3302.	0	0	0	0	0	0	0	0	0	0	0	0
3303.	0	0	0	0	0	0	0	0	0	0	0	0
3398. Summary of remaining write-ins for Line 33 from overflow page	0	0	0	0	0	0	0	0	0	0	0	0
3399. Totals (Lines 3301 thru 3303 plus 3398) (Line 33 above)	0	0	0	0	0	0	0	0	0	0	0	0

(a) Finance and service charges not included in Line 1 to 34 \$ 410,019

24.AZ



**ANNUAL STATEMENT FOR THE YEAR 2002 OF THE NATIONWIDE MUTUAL INSURANCE COMPANY**

**EXHIBIT OF PREMIUMS AND LOSSES (Statutory Page 14 Data)**

NAIC Group Code **0140**

**BUSINESS IN THE STATE OF Arkansas**

**DURING THE YEAR 2002**

NAIC Company Code **23787**

Line of Business	Gross Premiums, Including Policy and Membership Fees Less Return Premiums and Premiums on Policies not Taken		3 Dividends Paid or Credited to Policyholders on Direct Business	4 Direct Unearned Premium Reserves	5 Direct Losses Paid (deducting salvage)	6 Direct Losses Incurred	7 Direct Losses Unpaid	8 Direct Defense and Cost Containment Expense Paid	9 Direct Defense and Cost Containment Expense Incurred	10 Direct Defense and Cost Containment Expense Unpaid	11 Commissions and Brokerage Expenses	12 Taxes, Licenses, and Fees
	1 Direct Premiums Written	2 Direct Premiums Earned										
1. Fire	4,804	5,826	0	2,313	0	(925)	(55)	0	(27)	119	(373)	247
2.1 Allied lines	3,307	4,561	0	1,500	511	3	(28)	0	4	84	68	185
2.2 Multiple peril crop	0	0	0	0	0	0	0	0	0	0	0	0
2.3 Federal flood	0	0	0	0	0	0	0	0	0	0	0	0
3. Farmowners multiple peril	0	3,457	0	0	0	(4,397)	787	41	(596)	1,165	140	101
4. Homeowners multiple peril	0	0	0	0	0	0	0	0	0	0	11	5,027
5.1 Commercial multiple peril (non-liability portion)	1,447,604	1,280,172	0	813,162	773,438	837,763	340,608	10,629	1,816	104,069	269,799	47,724
5.2 Commercial multiple peril (liability portion)	1,008,501	899,324	0	565,919	97,377	29,420	420,752	8,124	(59,849)	166,217	182,688	33,417
6. Mortgage guaranty	0	0	0	0	0	0	0	0	0	0	0	0
8. Ocean marine	0	0	0	0	0	0	0	0	0	0	0	0
9. Inland marine	5,822	6,427	0	1,777	0	(25,902)	(45)	4,238	4,219	112	409	561
10. Financial guaranty	0	0	0	0	0	0	0	0	0	0	0	0
11. Medical malpractice	0	0	0	0	0	1	38	0	2	24	0	0
12. Earthquake	0	0	0	0	0	(2)	0	0	0	0	0	120
13. Group accident and health	626	684	74	417	0	(275)	200	0	(14)	11	0	17
14. Credit A & H (group and individual)	0	0	0	0	0	0	0	0	0	0	0	0
15.1 Collectively renewable A & H	0	0	0	0	0	0	0	0	0	0	0	0
15.2 Non-cancellable A & H	0	0	0	0	0	0	0	0	0	0	0	0
15.3 Guaranteed renewable A & H	0	0	0	0	0	0	0	0	0	0	0	0
15.4 Non-renewable for stated reasons only	0	0	0	0	0	0	0	0	0	0	0	0
15.5 Other accident only	0	1	0	0	0	0	1	0	0	0	0	0
15.6 All other A & H	0	0	0	0	0	0	0	0	0	0	0	0
15.7 Federal employees health benefits program premium	0	0	0	0	0	0	0	0	0	0	0	0
16. Workers' compensation	160,446	169,402	5,357	56,755	52,027	170,615	328,074	607	(1,984)	25,602	18,579	5,301
17. Other liability	274,193	257,235	0	128,571	53,593	(73,761)	593,807	5,450	(28,849)	83,756	11,197	9,178
18. Products liability	50,432	48,495	0	23,640	0	(38,570)	45,916	0	(9,570)	34,386	6,261	1,810
19.1 Private passenger auto no-fault (personal injury protection)	0	0	0	0	0	(1)	0	0	0	0	0	0
19.2 Other private passenger auto liability	39,307,918	37,889,501	0	10,006,584	24,096,464	26,426,231	17,123,747	456,757	319,972	2,078,402	4,663,285	1,277,237
19.3 Commercial auto no-fault (personal injury protection)	0	0	0	0	0	(7)	0	0	1	0	0	0
19.4 Other commercial auto liability	245,854	288,546	0	132,624	49,971	11,355	211,472	2,403	(14,767)	39,194	58,518	8,555
21.1 Private passenger auto physical damage	25,566,158	24,433,490	0	6,564,615	17,796,081	17,600,242	815,940	33,982	19,080	32,626	2,801,354	829,343
21.2 Commercial auto physical damage	126,858	126,748	0	64,889	19,674	15,879	4,999	4	(346)	255	23,792	4,269
22. Aircraft (all perils)	0	0	0	0	0	0	0	0	0	0	0	0
23. Fidelity	79	79	0	76	0	(1)	2	0	(3)	1	14	14
24. Surety	12,490	7,502	0	5,557	0	193	224	0	36	39	3,997	2,411
26. Burglary and theft	0	0	0	0	0	(2)	0	0	0	0	0	0
27. Boiler and machinery	21,384	15,900	0	12,023	1,123	288	22	0	50	170	2,482	695
28. Credit	0	0	0	0	0	0	0	0	0	0	0	0
33. Aggregate write-ins for other lines of business	0	0	0	0	0	0	0	0	0	0	0	0
34. TOTALS (a)	68,236,476	65,437,351	5,431	18,380,421	42,940,259	44,948,146	19,886,463	522,235	229,175	2,566,232	8,042,220	2,226,213
<b>DETAILS OF WRITE-INS</b>												
3301.	0	0	0	0	0	0	0	0	0	0	0	0
3302.	0	0	0	0	0	0	0	0	0	0	0	0
3303.	0	0	0	0	0	0	0	0	0	0	0	0
3398. Summary of remaining write-ins for Line 33 from overflow page	0	0	0	0	0	0	0	0	0	0	0	0
3399. Totals (Lines 3301 thru 3303 plus 3398) (Line 33 above)	0	0	0	0	0	0	0	0	0	0	0	0

(a) Finance and service charges not included in Line 1 to 34 \$ 1,053,894

24.AR



**ANNUAL STATEMENT FOR THE YEAR 2002 OF THE NATIONWIDE MUTUAL INSURANCE COMPANY**

**EXHIBIT OF PREMIUMS AND LOSSES (Statutory Page 14 Data)**

NAIC Group Code **0140**

**BUSINESS IN THE STATE OF California**

**DURING THE YEAR 2002**

NAIC Company Code **23787**

Line of Business	Gross Premiums, Including Policy and Membership Fees Less Return Premiums and Premiums on Policies not Taken		3 Dividends Paid or Credited to Policyholders on Direct Business	4 Direct Unearned Premium Reserves	5 Direct Losses Paid (deducting salvage)	6 Direct Losses Incurred	7 Direct Losses Unpaid	8 Direct Defense and Cost Containment Expense Paid	9 Direct Defense and Cost Containment Expense Incurred	10 Direct Defense and Cost Containment Expense Unpaid	11 Commissions and Brokerage Expenses	12 Taxes, Licenses, and Fees
	1 Direct Premiums Written	2 Direct Premiums Earned										
1. Fire	708,921	657,930	0	361,892	159,753	274,996	130,949	2,862	3,300	11,711	139,981	19,190
2.1 Allied lines	839,166	773,068	0	422,854	97,692	118,363	67,145	4,314	(19,421)	9,449	166,128	23,616
2.2 Multiple peril crop	0	0	0	0	0	0	0	0	0	0	0	0
2.3 Federal flood	0	0	0	0	0	2,411	2,834	0	2,604	1,941	0	0
3. Farmowners multiple peril	67,636,259	71,462,075	0	24,428,342	23,713,594	26,270,673	14,433,245	1,431,851	999,630	3,727,629	11,760,747	1,830,213
4. Homeowners multiple peril	0	0	0	0	(21,113)	342,207	34,696	1,110	(12,259)	8,490	0	2,988
5.1 Commercial multiple peril (non-liability portion)	11,627,027	11,707,107	0	5,238,067	4,627,773	4,384,923	1,427,992	186,861	129,917	609,163	2,305,554	307,832
5.2 Commercial multiple peril (liability portion)	12,107,957	13,040,812	0	4,826,831	11,613,095	10,121,576	21,397,812	9,835,544	23,601,755	40,443,195	2,438,754	295,985
6. Mortgage guaranty	0	0	0	0	0	0	0	0	0	0	0	0
8. Ocean marine	0	0	0	0	0	0	0	0	0	0	0	0
9. Inland marine	6,832,072	6,560,607	0	3,164,903	1,125,884	1,272,390	389,927	13,845	23,779	9,243	1,354,541	179,010
10. Financial guaranty	0	0	0	0	0	0	0	0	0	0	0	0
11. Medical malpractice	0	0	0	0	0	(68)	20	0	1	49	0	0
12. Earthquake	1,442,870	1,451,000	0	705,295	1,343	16,341	23,213	1,370	11,267	10,978	237,711	34,816
13. Group accident and health	0	0	0	0	0	0	0	0	0	0	0	0
14. Credit A & H (group and individual)	0	0	0	0	0	0	0	0	0	0	0	0
15.1 Collectively renewable A & H	(62)	(62)	0	0	0	0	0	0	0	0	0	(1)
15.2 Non-cancellable A & H	0	0	0	0	0	0	0	0	0	0	0	0
15.3 Guaranteed renewable A & H	0	0	0	0	0	0	0	0	0	0	0	0
15.4 Non-renewable for stated reasons only	0	0	0	0	0	0	0	0	0	0	0	0
15.5 Other accident only	0	38	0	5	0	2	24	0	0	0	0	0
15.6 All other A & H	0	0	0	0	0	0	0	0	0	0	0	0
15.7 Federal employees health benefits program premium	0	0	0	0	0	0	0	0	0	0	0	0
16. Workers' compensation	255,729	666,303	0	43,411	2,425,215	10,649,665	27,116,374	111,979	(126,805)	3,797,145	24,025	(11,366)
17. Other liability	7,155,713	(1,220,982)	0	11,486,140	8,392,445	10,942,701	21,692,756	6,790,035	7,895,411	6,083,145	1,260,490	201,043
18. Products liability	1,577,076	1,132,258	0	684,613	996,341	2,476,472	6,038,120	719,640	1,894,841	7,610,381	320,218	57,069
19.1 Private passenger auto no-fault (personal injury protection)	0	0	0	0	0	0	0	0	0	0	0	0
19.2 Other private passenger auto liability	63,101,138	63,392,738	0	19,026,313	37,672,529	44,178,496	42,941,896	2,482,248	424,097	4,509,027	2,716,021	1,781,540
19.3 Commercial auto no-fault (personal injury protection)	0	0	0	0	0	0	0	0	0	0	0	0
19.4 Other commercial auto liability	35,670,336	34,737,862	0	16,648,135	13,071,820	23,180,214	28,925,319	1,472,247	2,285,198	5,027,368	5,842,202	929,555
21.1 Private passenger auto physical damage	40,752,534	40,109,457	0	12,608,823	28,153,331	28,780,397	924,972	215,403	189,722	51,587	2,012,002	1,164,692
21.2 Commercial auto physical damage	12,380,613	11,934,973	0	5,701,735	5,631,807	5,385,028	339,494	23,218	(44,511)	33,969	2,027,467	325,499
22. Aircraft (all perils)	0	0	0	0	0	0	0	0	0	0	0	0
23. Fidelity	253,932	230,594	0	263,518	19,371	14,245	66,917	23,696	21,327	6,776	53,206	6,762
24. Surety	1,359,092	1,329,607	0	439,946	19,290	91,657	108,586	6,131	(20,900)	45,628	442,886	40,710
26. Burglary and theft	330,182	328,655	0	143,915	8,218	31,030	22,726	11	130	7	56,974	8,757
27. Boiler and machinery	381,249	367,676	0	178,857	127,790	144,790	19,348	4,118	3,516	(591)	66,023	9,897
28. Credit	0	0	0	0	0	0	0	0	0	0	0	0
33. Aggregate write-ins for other lines of business	0	0	0	0	0	0	0	0	0	0	0	0
34. TOTALS (a)	264,411,804	258,661,714	0	106,373,594	137,836,176	168,678,508	166,104,365	23,326,485	37,262,600	71,996,291	33,224,932	7,207,807
<b>DETAILS OF WRITE-INS</b>												
3301.	0	0	0	0	0	0	0	0	0	0	0	0
3302.	0	0	0	0	0	0	0	0	0	0	0	0
3303.	0	0	0	0	0	0	0	0	0	0	0	0
3398. Summary of remaining write-ins for Line 33 from overflow page	0	0	0	0	0	0	0	0	0	0	0	0
3399. Totals (Lines 3301 thru 3303 plus 3398) (Line 33 above)	0	0	0	0	0	0	0	0	0	0	0	0

(a) Finance and service charges not included in Line 1 to 34 \$ 3,301,486

24.CA



**ANNUAL STATEMENT FOR THE YEAR 2002 OF THE NATIONWIDE MUTUAL INSURANCE COMPANY**

**EXHIBIT OF PREMIUMS AND LOSSES (Statutory Page 14 Data)**

NAIC Group Code **0140**

**BUSINESS IN THE STATE OF Colorado**

**DURING THE YEAR 2002**

NAIC Company Code **23787**

Line of Business	Gross Premiums, Including Policy and Membership Fees Less Return Premiums and Premiums on Policies not Taken		3 Dividends Paid or Credited to Policyholders on Direct Business	4 Direct Unearned Premium Reserves	5 Direct Losses Paid (deducting salvage)	6 Direct Losses Incurred	7 Direct Losses Unpaid	8 Direct Defense and Cost Containment Expense Paid	9 Direct Defense and Cost Containment Expense Incurred	10 Direct Defense and Cost Containment Expense Unpaid	11 Commissions and Brokerage Expenses	12 Taxes, Licenses, and Fees
	1 Direct Premiums Written	2 Direct Premiums Earned										
1. Fire	77,673	58,246	0	36,619	0	2,375	1,991	0	411	(393)	16,190	2,676
2.1 Allied lines	128,230	89,934	0	60,523	55,987	58,341	2,103	2,019	2,350	(522)	26,863	4,682
2.2 Multiple peril crop	0	0	0	0	0	0	0	0	0	0	0	0
2.3 Federal flood	0	0	0	0	0	216	256	0	246	185	0	0
3. Farmowners multiple peril	305,267	286,555	0	131,600	65,537	53,036	17,109	1,021	4,401	5,933	58,781	8,221
4. Homeowners multiple peril	0	0	0	0	0	0	0	0	0	0	0	731
5.1 Commercial multiple peril (non-liability portion)	592,888	535,353	0	270,011	243,774	459,664	233,672	5,401	22,176	30,633	121,598	15,810
5.2 Commercial multiple peril (liability portion)	432,924	462,708	0	209,088	18,860	44,097	316,580	15,641	91,833	188,491	83,462	8,247
6. Mortgage guaranty	0	0	0	0	0	0	0	0	0	0	0	0
8. Ocean marine	0	0	0	0	0	0	0	0	0	0	0	0
9. Inland marine	1,005,765	870,535	0	465,141	285,006	341,707	104,860	143	(2,756)	(2,133)	202,625	26,529
10. Financial guaranty	0	0	0	0	0	0	0	0	0	0	0	0
11. Medical malpractice	0	0	0	0	0	0	0	0	0	0	0	0
12. Earthquake	0	37	0	0	0	8	8	0	16	16	0	0
13. Group accident and health	265	460	30	0	0	(244)	100	0	(13)	5	0	5
14. Credit A & H (group and individual)	0	0	0	0	0	0	0	0	0	0	0	0
15.1 Collectively renewable A & H	0	0	0	0	0	0	0	0	0	0	0	0
15.2 Non-cancellable A & H	0	0	0	0	0	0	0	0	0	0	0	0
15.3 Guaranteed renewable A & H	0	0	0	0	0	0	0	0	0	0	0	0
15.4 Non-renewable for stated reasons only	0	0	0	0	0	0	0	0	0	0	0	0
15.5 Other accident only	0	4	0	0	0	1	2	0	0	0	0	0
15.6 All other A & H	0	0	0	0	0	0	0	0	0	0	0	0
15.7 Federal employees health benefits program premium	0	0	0	0	0	0	0	0	0	0	0	0
16. Workers' compensation	211,684	242,599	0	71,485	497,132	226,632	1,898,438	11,962	(39,052)	107,210	17,134	2,287
17. Other liability	265,899	257,035	0	138,727	0	(92,052)	640,010	6,695	10,595	101,680	43,504	5,151
18. Products liability	109,943	58,630	0	56,957	339	(39,604)	61,485	175	(9,657)	67,380	21,090	4,319
19.1 Private passenger auto no-fault (personal injury protection)	2,330,851	2,212,357	0	661,856	2,533,969	2,695,016	141,484	69,495	2,150	97,462	33,291	66,721
19.2 Other private passenger auto liability	3,961,501	3,750,471	0	1,169,560	1,712,578	2,906,877	2,495,825	102,242	91,097	250,577	97,643	118,208
19.3 Commercial auto no-fault (personal injury protection)	182,194	159,901	0	85,235	271,082	355,083	155,788	4,199	11,974	19,150	29,836	4,729
19.4 Other commercial auto liability	4,085,249	3,473,072	0	1,990,122	1,969,085	3,360,305	3,465,431	289,677	333,783	517,879	667,896	108,292
21.1 Private passenger auto physical damage	4,562,387	4,242,277	0	1,356,060	2,329,820	2,402,161	134,880	15,070	17,425	12,429	108,769	139,774
21.2 Commercial auto physical damage	2,035,230	1,711,753	0	969,885	1,019,190	996,782	70,387	4,491	(2,883)	(2,826)	333,103	55,233
22. Aircraft (all perils)	0	0	0	0	0	0	0	0	0	0	0	0
23. Fidelity	73,701	71,122	0	52,479	100,373	78,896	480	714	(1,760)	4,342	14,744	1,830
24. Surety	347,183	298,755	0	111,221	5,054	28,653	34,558	399	(5,463)	9,407	113,288	8,329
26. Burglary and theft	26,302	24,002	0	11,445	0	445	336	0	84	43	5,113	686
27. Boiler and machinery	1,353	546	0	806	0	(34)	75	0	(2)	2	254	60
28. Credit	0	0	0	0	0	0	0	0	0	0	0	0
33. Aggregate write-ins for other lines of business	0	0	0	0	0	0	0	0	0	0	0	0
34. TOTALS (a)	20,736,487	18,806,350	30	7,848,819	11,107,787	13,878,362	9,775,858	529,344	526,954	1,406,949	1,995,183	582,518
<b>DETAILS OF WRITE-INS</b>												
3301.	0	0	0	0	0	0	0	0	0	0	0	0
3302.	0	0	0	0	0	0	0	0	0	0	0	0
3303.	0	0	0	0	0	0	0	0	0	0	0	0
3398. Summary of remaining write-ins for Line 33 from overflow page	0	0	0	0	0	0	0	0	0	0	0	0
3399. Totals (Lines 3301 thru 3303 plus 3398) (Line 33 above)	0	0	0	0	0	0	0	0	0	0	0	0

(a) Finance and service charges not included in Line 1 to 34 \$ 257,778

24.CO



**ANNUAL STATEMENT FOR THE YEAR 2002 OF THE NATIONWIDE MUTUAL INSURANCE COMPANY**

**EXHIBIT OF PREMIUMS AND LOSSES (Statutory Page 14 Data)**

NAIC Group Code **0140**

**BUSINESS IN THE STATE OF Connecticut**

**DURING THE YEAR 2002**

NAIC Company Code **23787**

Line of Business	Gross Premiums, Including Policy and Membership Fees Less Return Premiums and Premiums on Policies not Taken		3 Dividends Paid or Credited to Policyholders on Direct Business	4 Direct Unearned Premium Reserves	5 Direct Losses Paid (deducting salvage)	6 Direct Losses Incurred	7 Direct Losses Unpaid	8 Direct Defense and Cost Containment Expense Paid	9 Direct Defense and Cost Containment Expense Incurred	10 Direct Defense and Cost Containment Expense Unpaid	11 Commissions and Brokerage Expenses	12 Taxes, Licenses, and Fees
	1 Direct Premiums Written	2 Direct Premiums Earned										
1. Fire	30,018	21,893	0	14,585	1,711	(304)	(161)	0	(8)	324	5,863	907
2.1 Allied lines	25,410	24,256	0	8,655	3,634	1,372	(151)	0	(1)	354	4,884	776
2.2 Multiple peril crop	0	0	0	0	0	0	0	0	0	0	0	0
2.3 Federal flood	0	0	0	0	0	0	0	0	0	0	0	0
3. Farmowners multiple peril	0	0	0	0	0	(2)	2	0	(2)	2	0	0
4. Homeowners multiple peril	0	0	0	0	0	0	0	0	0	0	0	13,000
5.1 Commercial multiple peril (non-liability portion)	4,493,017	4,268,327	0	2,256,972	2,147,461	1,281,949	1,025,905	26,365	(52,084)	384,377	720,203	83,329
5.2 Commercial multiple peril (liability portion)	4,720,847	4,596,774	0	2,280,557	5,536,188	3,587,579	8,047,606	546,171	(139,524)	1,186,778	742,167	87,502
6. Mortgage guaranty	0	0	0	0	0	0	0	0	0	0	0	0
8. Ocean marine	0	0	0	0	0	0	0	0	0	0	0	0
9. Inland marine	34,207	39,903	0	22,331	68	(4,441)	600	0	(170)	777	3,056	1,324
10. Financial guaranty	0	0	0	0	0	0	0	0	0	0	0	0
11. Medical malpractice	579	521	0	383	0	(420)	2,412	0	(149)	1,607	17	11
12. Earthquake	0	0	0	0	0	0	0	0	0	0	0	34
13. Group accident and health	0	0	0	0	0	0	0	0	0	0	0	0
14. Credit A & H (group and individual)	0	0	0	0	0	0	0	0	0	0	0	0
15.1 Collectively renewable A & H	0	0	0	0	0	0	0	0	0	0	0	0
15.2 Non-cancellable A & H	0	0	0	0	0	0	0	0	0	0	0	0
15.3 Guaranteed renewable A & H	0	0	0	0	0	0	0	0	0	0	0	0
15.4 Non-renewable for stated reasons only	0	0	0	0	0	0	0	0	0	0	0	0
15.5 Other accident only	0	30	0	0	0	(2)	21	0	0	0	0	0
15.6 All other A & H	0	0	0	0	0	0	0	0	0	0	0	0
15.7 Federal employees health benefits program premium	0	0	0	0	0	0	0	0	0	0	0	0
16. Workers' compensation	3,430,374	3,599,220	101,613	1,592,207	3,200,188	(1,527,364)	12,716,346	219,071	(818,383)	645,836	266,396	63,546
17. Other liability	2,863,688	2,807,371	0	1,423,746	3,921,332	3,120,521	5,972,315	22,571	(34,429)	387,780	309,722	52,444
18. Products liability	270,793	239,153	0	140,071	0	(43,235)	169,300	0	(8,523)	106,606	27,021	4,993
19.1 Private passenger auto no-fault (personal injury protection)	0	0	0	0	(395)	519	(2,072)	0	(407)	146	0	0
19.2 Other private passenger auto liability	73,398,248	74,063,762	0	17,590,888	43,148,890	38,557,223	66,467,562	1,884,926	334,934	6,365,401	8,498,612	1,353,532
19.3 Commercial auto no-fault (personal injury protection)	0	0	0	0	0	164	(305)	0	(37)	19	0	0
19.4 Other commercial auto liability	4,106,897	4,008,143	0	2,225,282	3,620,049	1,243,302	3,993,157	243,328	(55,251)	537,051	531,960	75,817
21.1 Private passenger auto physical damage	31,511,823	30,853,161	0	8,039,866	18,174,635	17,565,867	770,367	59,167	16,123	48,488	3,636,876	581,131
21.2 Commercial auto physical damage	1,357,357	1,309,244	0	711,646	355,801	318,120	51,012	80	(3,362)	2,491	174,929	25,040
22. Aircraft (all perils)	0	0	0	0	0	0	0	0	0	0	0	0
23. Fidelity	3,526	2,672	0	2,407	0	101	564	0	(93)	82	427	64
24. Surety	0	0	0	0	0	327	(20)	0	(4)	0	0	0
26. Burglary and theft	1,763	1,856	0	1,118	0	(534)	(83)	0	(34)	19	(50)	32
27. Boiler and machinery	100,387	101,755	0	48,611	14,649	8,740	509	0	224	1,194	16,657	2,096
28. Credit	0	0	0	0	0	0	0	0	0	0	0	0
33. Aggregate write-ins for other lines of business	0	0	0	0	0	0	0	0	0	0	0	0
34. TOTALS (a)	126,348,933	125,938,042	101,613	36,359,325	80,124,211	64,109,483	99,214,886	3,001,678	(761,178)	9,669,332	14,938,739	2,345,577
<b>DETAILS OF WRITE-INS</b>												
3301.	0	0	0	0	0	0	0	0	0	0	0	0
3302.	0	0	0	0	0	0	0	0	0	0	0	0
3303.	0	0	0	0	0	0	0	0	0	0	0	0
3398. Summary of remaining write-ins for Line 33 from overflow page	0	0	0	0	0	0	0	0	0	0	0	0
3399. Totals (Lines 3301 thru 3303 plus 3398) (Line 33 above)	0	0	0	0	0	0	0	0	0	0	0	0

(a) Finance and service charges not included in Line 1 to 34 \$ 1,152,941

24.CT



**ANNUAL STATEMENT FOR THE YEAR 2002 OF THE NATIONWIDE MUTUAL INSURANCE COMPANY**

**EXHIBIT OF PREMIUMS AND LOSSES (Statutory Page 14 Data)**

NAIC Group Code **0140**

**BUSINESS IN THE STATE OF Delaware**

**DURING THE YEAR 2002**

NAIC Company Code **23787**

Line of Business	Gross Premiums, Including Policy and Membership Fees Less Return Premiums and Premiums on Policies not Taken		3 Dividends Paid or Credited to Policyholders on Direct Business	4 Direct Unearned Premium Reserves	5 Direct Losses Paid (deducting salvage)	6 Direct Losses Incurred	7 Direct Losses Unpaid	8 Direct Defense and Cost Containment Expense Paid	9 Direct Defense and Cost Containment Expense Incurred	10 Direct Defense and Cost Containment Expense Unpaid	11 Commissions and Brokerage Expenses	12 Taxes, Licenses and Fees
	1 Direct Premiums Written	2 Direct Premiums Earned										
1. Fire	7,574	7,709	0	2,000	0	(1,175)	(85)	0	(35)	156	(366)	414
2.1 Allied lines	861	1,045	0	708	0	(648)	(69)	0	(34)	64	(103)	192
2.2 Multiple peril crop	0	0	0	0	0	0	0	0	0	0	0	0
2.3 Federal flood	0	0	0	0	0	0	0	0	0	0	0	0
3. Farmowners multiple peril	158,927	162,140	0	88,458	1,738	(17,487)	5,204	0	(1,029)	5,961	32,021	4,355
4. Homeowners multiple peril	0	0	0	0	0	0	0	0	0	0	0	5,625
5.1 Commercial multiple peril (non-liability portion)	1,233,015	1,174,022	0	548,540	318,707	130,654	181,665	116	(13,991)	85,186	205,053	33,578
5.2 Commercial multiple peril (liability portion)	1,058,887	1,014,838	0	467,000	371,101	135,088	890,965	94,944	(33,100)	283,719	127,709	29,169
6. Mortgage guaranty	0	0	0	0	0	0	0	0	0	0	0	0
8. Ocean marine	0	0	0	0	0	0	0	0	0	0	0	0
9. Inland marine	39,849	42,276	0	9,063	13,200	6,963	(170)	0	13	584	4,813	1,370
10. Financial guaranty	0	0	0	0	0	0	0	0	0	0	0	0
11. Medical malpractice	749	747	0	526	0	(248)	1,814	0	(72)	1,190	390	21
12. Earthquake	0	0	0	0	0	0	0	0	0	0	0	7
13. Group accident and health	0	0	0	0	0	0	0	0	0	0	0	0
14. Credit A & H (group and individual)	0	0	0	0	0	0	0	0	0	0	0	0
15.1 Collectively renewable A & H	0	0	0	0	0	0	0	0	0	0	0	0
15.2 Non-cancellable A & H	0	0	0	0	0	0	0	0	0	0	0	0
15.3 Guaranteed renewable A & H	0	0	0	0	0	0	0	0	0	0	0	0
15.4 Non-renewable for stated reasons only	0	0	0	0	0	0	0	0	0	0	0	0
15.5 Other accident only	0	100	0	7	0	(10)	67	0	0	0	0	2
15.6 All other A & H	0	0	0	0	0	0	0	0	0	0	0	0
15.7 Federal employees health benefits program premium	0	0	0	0	0	0	0	0	0	0	0	0
16. Workers' compensation	709,579	737,984	26,932	280,080	779,691	893,571	3,471,846	66,263	45,840	146,158	(6,928)	20,648
17. Other liability	888,808	862,611	0	422,829	859,887	218,130	1,514,427	5,140	(18,606)	124,295	87,482	24,124
18. Products liability	129,877	129,428	0	56,664	0	(36,395)	106,629	0	(7,555)	68,169	2,846	3,823
19.1 Private passenger auto no-fault (personal injury protection)	8,320,902	7,910,004	0	2,228,959	7,087,330	6,273,244	1,338,001	355,134	474,263	452,808	940,321	226,580
19.2 Other private passenger auto liability	32,884,084	32,170,164	0	8,293,907	22,271,120	18,492,972	30,274,361	965,734	(100,524)	3,023,340	3,742,203	906,759
19.3 Commercial auto no-fault (personal injury protection)	234,502	234,802	0	116,441	138,682	126,327	99,949	9,476	8,440	16,500	35,037	6,496
19.4 Other commercial auto liability	1,625,701	1,585,780	0	806,728	1,315,635	24,536	1,958,700	76,677	(25,551)	236,315	284,587	44,650
21.1 Private passenger auto physical damage	19,338,751	19,068,543	0	4,705,289	10,796,101	10,452,064	565,671	20,966	1,696	28,262	2,206,218	531,853
21.2 Commercial auto physical damage	390,533	372,592	0	192,429	252,688	242,479	14,956	2,249	1,325	702	61,044	10,631
22. Aircraft (all perils)	0	0	0	0	0	0	0	0	0	0	0	0
23. Fidelity	1,327	1,342	0	446	0	33	280	0	(48)	41	5	38
24. Surety	0	0	0	0	0	60	(2)	0	(2)	1	0	0
26. Burglary and theft	100	100	0	87	2,500	2,476	(5)	0	(2)	1	(129)	3
27. Boiler and machinery	46,935	43,243	0	21,305	26,550	23,144	328	0	(1)	622	5,189	1,362
28. Credit	0	0	0	0	0	0	0	0	0	0	0	0
33. Aggregate write-ins for other lines of business	0	0	0	0	0	0	0	0	0	0	0	0
34. TOTALS (a)	67,070,962	65,519,469	26,932	18,241,466	44,234,931	36,965,779	40,424,533	1,596,699	331,025	4,474,073	7,727,393	1,851,698
<b>DETAILS OF WRITE-INS</b>												
3301.	0	0	0	0	0	0	0	0	0	0	0	0
3302.	0	0	0	0	0	0	0	0	0	0	0	0
3303.	0	0	0	0	0	0	0	0	0	0	0	0
3398. Summary of remaining write-ins for Line 33 from overflow page	0	0	0	0	0	0	0	0	0	0	0	0
3399. Totals (Lines 3301 thru 3303 plus 3398) (Line 33 above)	0	0	0	0	0	0	0	0	0	0	0	0

(a) Finance and service charges not included in Line 1 to 34 \$ 578,458

24.DE



**ANNUAL STATEMENT FOR THE YEAR 2002 OF THE NATIONWIDE MUTUAL INSURANCE COMPANY**

**EXHIBIT OF PREMIUMS AND LOSSES (Statutory Page 14 Data)**

NAIC Group Code **0140**

**BUSINESS IN THE STATE OF District of Columbia**

**DURING THE YEAR 2002**

NAIC Company Code **23787**

Line of Business	Gross Premiums, Including Policy and Membership Fees Less Return Premiums and Premiums on Policies not Taken		3 Dividends Paid or Credited to Policyholders on Direct Business	4 Direct Unearned Premium Reserves	5 Direct Losses Paid (deducting salvage)	6 Direct Losses Incurred	7 Direct Losses Unpaid	8 Direct Defense and Cost Containment Expense Paid	9 Direct Defense and Cost Containment Expense Incurred	10 Direct Defense and Cost Containment Expense Unpaid	11 Commissions and Brokerage Expenses	12 Taxes, Licenses, and Fees
	1 Direct Premiums Written	2 Direct Premiums Earned										
1. Fire	(973)	224	0	0	0	(177)	0	0	(11)	9	(83)	60
2.1 Allied lines	(1,012)	684	0	0	425	276	2	0	1	15	(15)	15
2.2 Multiple peril crop	0	0	0	0	0	0	0	0	0	0	0	0
2.3 Federal flood	0	0	0	0	0	0	0	0	0	0	0	0
3. Farmowners multiple peril	0	0	0	0	0	0	0	0	0	0	735	0
4. Homeowners multiple peril	0	0	0	0	0	0	0	0	0	0	0	1,210
5.1 Commercial multiple peril (non-liability portion)	581,170	563,553	0	291,856	208,320	284,639	264,097	2,876	(7,538)	48,363	90,445	9,010
5.2 Commercial multiple peril (liability portion)	389,635	389,630	0	196,360	41,887	(142,465)	493,210	31,761	2,592	101,896	62,845	5,957
6. Mortgage guaranty	0	0	0	0	0	0	0	0	0	0	0	0
8. Ocean marine	0	0	0	0	0	0	0	0	0	0	0	0
9. Inland marine	676	1,169	0	150	0	(226)	(24)	0	(8)	28	133	47
10. Financial guaranty	0	0	0	0	0	0	0	0	0	0	0	0
11. Medical malpractice	0	0	0	0	0	(16)	46	0	(10)	33	0	0
12. Earthquake	0	0	0	0	0	0	0	0	0	0	0	1
13. Group accident and health	0	0	0	0	0	0	0	0	0	0	0	0
14. Credit A & H (group and individual)	0	0	0	0	0	0	0	0	0	0	0	0
15.1 Collectively renewable A & H	0	0	0	0	0	0	0	0	0	0	0	0
15.2 Non-cancellable A & H	0	0	0	0	0	0	0	0	0	0	0	0
15.3 Guaranteed renewable A & H	0	0	0	0	0	0	0	0	0	0	0	0
15.4 Non-renewable for stated reasons only	0	0	0	0	0	0	0	0	0	0	0	0
15.5 Other accident only	15	28	0	1	0	1	18	0	0	0	0	0
15.6 All other A & H	0	0	0	0	0	0	0	0	0	0	0	0
15.7 Federal employees health benefits program premium	0	0	0	0	0	0	0	0	0	0	0	0
16. Workers' compensation	435,991	478,890	14,715	199,221	103,596	226,285	1,469,117	15,723	8,314	85,550	30,827	6,281
17. Other liability	142,093	129,885	0	67,910	5,506	(1,832)	227,687	0	(2,391)	23,114	15,470	2,180
18. Products liability	14,766	15,915	0	4,850	0	(7,328)	13,711	0	(2,430)	9,802	2,213	223
19.1 Private passenger auto no-fault (personal injury protection)	244,658	249,612	0	59,280	94,418	75,158	33,207	349	2,356	11,177	25,064	3,701
19.2 Other private passenger auto liability	4,615,999	4,444,750	0	1,224,772	3,960,630	3,552,450	3,338,978	118,537	25,099	338,259	490,834	71,040
19.3 Commercial auto no-fault (personal injury protection)	2,042	2,270	0	1,089	690	(158)	1,041	0	(9)	150	182	30
19.4 Other commercial auto liability	105,827	113,689	0	49,841	24,925	6,290	67,037	0	(8,330)	18,168	9,829	1,581
21.1 Private passenger auto physical damage	4,295,649	4,245,099	0	1,049,087	2,888,130	2,824,320	132,912	3,087	(963)	6,492	464,544	65,240
21.2 Commercial auto physical damage	20,206	20,441	0	12,302	32,748	32,073	854	22	(15)	48	1,505	297
22. Aircraft (all perils)	0	0	0	0	0	0	0	0	0	0	0	0
23. Fidelity	361	361	0	140	0	14	71	0	(8)	9	40	6
24. Surety	0	396	0	0	0	29	89	0	(17)	15	(73)	(1)
26. Burglary and theft	0	0	0	0	0	3	(1)	0	0	0	0	0
27. Boiler and machinery	32,453	31,094	0	17,130	10,892	14,863	7,260	0	(52)	519	5,260	808
28. Credit	0	0	0	0	0	0	0	0	0	0	0	0
33. Aggregate write-ins for other lines of business	0	0	0	0	0	0	0	0	0	0	0	0
34. TOTALS (a)	10,879,555	10,687,691	14,715	3,173,987	7,372,165	6,864,200	6,049,309	172,355	16,579	643,648	1,199,756	167,684
<b>DETAILS OF WRITE-INS</b>												
3301.	0	0	0	0	0	0	0	0	0	0	0	0
3302.	0	0	0	0	0	0	0	0	0	0	0	0
3303.	0	0	0	0	0	0	0	0	0	0	0	0
3398. Summary of remaining write-ins for Line 33 from overflow page	0	0	0	0	0	0	0	0	0	0	0	0
3399. Totals (Lines 3301 thru 3303 plus 3398) (Line 33 above)	0	0	0	0	0	0	0	0	0	0	0	0

(a) Finance and service charges not included in Line 1 to 34 \$ 88,860

24.DC



**ANNUAL STATEMENT FOR THE YEAR 2002 OF THE NATIONWIDE MUTUAL INSURANCE COMPANY**

**EXHIBIT OF PREMIUMS AND LOSSES (Statutory Page 14 Data)**

NAIC Group Code **0140**

**BUSINESS IN THE STATE OF Florida**

**DURING THE YEAR 2002**

NAIC Company Code **23787**

Line of Business	Gross Premiums, Including Policy and Membership Fees Less Return Premiums and Premiums on Policies not Taken		3 Dividends Paid or Credited to Policyholders on Direct Business	4 Direct Unearned Premium Reserves	5 Direct Losses Paid (deducting salvage)	6 Direct Losses Incurred	7 Direct Losses Unpaid	8 Direct Defense and Cost Containment Expense Paid	9 Direct Defense and Cost Containment Expense Incurred	10 Direct Defense and Cost Containment Expense Unpaid	11 Commissions and Brokerage Expenses	12 Taxes, Licenses and Fees
	1 Direct Premiums Written	2 Direct Premiums Earned										
1. Fire	24,234	28,061	0	8,730	1,400	(3,027)	(340)	98	(26)	537	(4,315)	1,174
2.1 Allied lines	17,031	36,111	0	11,703	26,564	20,175	(442)	0	(191)	755	(14,760)	1,486
2.2 Multiple peril crop	0	0	0	0	0	0	0	0	0	0	0	0
2.3 Federal flood	0	0	0	0	0	0	0	0	0	0	0	0
3. Farmowners multiple peril	2,977	3,136	0	131	0	(1,122)	634	0	(176)	560	602	60
4. Homeowners multiple peril	0	0	0	0	0	0	0	0	0	0	0	55,090
5.1 Commercial multiple peril (non-liability portion)	19,551,105	22,445,436	0	8,342,594	11,347,076	8,470,967	9,512,794	535,994	78,986	1,895,550	3,393,044	418,856
5.2 Commercial multiple peril (liability portion)	16,021,917	17,471,129	0	6,764,813	6,694,639	5,354,978	17,937,352	1,532,097	119,562	4,662,488	2,704,582	328,978
6. Mortgage guaranty	0	0	0	0	0	0	0	0	0	0	0	0
8. Ocean marine	0	0	0	0	0	0	0	0	0	0	0	0
9. Inland marine	139,553	126,304	0	63,963	34,048	12,259	2,074	607	(492)	2,884	21,441	7,769
10. Financial guaranty	0	0	0	0	0	0	0	0	0	0	0	0
11. Medical malpractice	647	507	0	391	0	(5,347)	4,936	0	(2,934)	4,140	(32)	12
12. Earthquake	0	0	0	0	0	(1)	(1)	0	(15)	0	0	17
13. Group accident and health	0	217	0	0	0	(290)	0	0	(15)	0	0	0
14. Credit A & H (group and individual)	0	0	0	0	0	0	0	0	0	0	0	0
15.1 Collectively renewable A & H	0	0	0	0	0	0	0	0	0	0	0	0
15.2 Non-cancellable A & H	0	0	0	0	0	0	0	0	0	0	0	0
15.3 Guaranteed renewable A & H	0	0	0	0	0	0	0	0	0	0	0	0
15.4 Non-renewable for stated reasons only	0	0	0	0	0	0	0	0	0	0	0	0
15.5 Other accident only	0	278	0	0	0	17	175	0	0	0	0	4
15.6 All other A & H	0	0	0	0	0	0	0	0	0	0	0	0
15.7 Federal employees health benefits program premium	0	0	0	0	0	0	0	0	0	0	0	0
16. Workers' compensation	8,985,767	8,954,063	342,801	3,726,326	5,166,850	5,593,326	27,820,332	388,000	108,337	1,359,878	470,187	168,868
17. Other liability	9,042,204	8,670,764	0	4,337,462	4,486,753	2,686,465	15,375,237	135,933	(161,839)	891,940	1,035,666	165,699
18. Products liability	1,933,569	1,840,056	0	838,062	0	(305,799)	971,214	0	(50,255)	606,436	293,614	36,833
19.1 Private passenger auto no-fault (personal injury protection)	2,256,600	1,291,912	0	964,688	444,819	1,117,322	672,503	5,821	122,685	116,864	316,930	52,605
19.2 Other private passenger auto liability	5,124,184	2,928,269	0	2,195,915	492,827	1,377,625	884,798	297	46,771	46,473	767,369	139,979
19.3 Commercial auto no-fault (personal injury protection)	336,778	300,080	0	165,678	196,164	220,273	144,064	7,467	7,888	19,372	38,530	6,015
19.4 Other commercial auto liability	9,913,037	8,985,157	0	4,711,986	4,613,037	4,630,836	10,183,513	471,093	38,559	1,134,035	1,178,469	177,547
21.1 Private passenger auto physical damage	2,977,985	1,686,187	0	1,291,798	774,456	856,764	92,812	229	3,930	3,700	406,648	80,593
21.2 Commercial auto physical damage	3,332,901	3,004,743	0	1,589,721	1,319,845	1,273,263	138,090	1,428	(2,938)	5,376	415,069	59,489
22. Aircraft (all perils)	0	0	0	0	0	0	0	0	0	0	0	0
23. Fidelity	19,757	20,820	0	8,969	0	1,453	4,165	0	(349)	457	1,125	388
24. Surety	0	0	0	0	(166)	266	(6)	0	(123)	17	0	0
26. Burglary and theft	3,515	3,645	0	1,706	0	(1,085)	749,869	0	(59)	37	656	74
27. Boiler and machinery	628,786	654,519	0	296,677	141,902	87,721	535	1,208	1,994	7,579	105,222	13,648
28. Credit	0	0	0	0	0	0	0	0	0	0	0	0
33. Aggregate write-ins for other lines of business	0	0	0	0	0	0	0	0	0	0	0	0
34. TOTALS (a)	80,312,547	78,451,395	342,801	35,321,314	35,740,215	31,387,040	84,494,307	3,080,271	309,301	10,759,077	11,130,048	1,715,183
<b>DETAILS OF WRITE-INS</b>												
3301.	0	0	0	0	0	0	0	0	0	0	0	0
3302.	0	0	0	0	0	0	0	0	0	0	0	0
3303.	0	0	0	0	0	0	0	0	0	0	0	0
3398. Summary of remaining write-ins for Line 33 from overflow page	0	0	0	0	0	0	0	0	0	0	0	0
3399. Totals (Lines 3301 thru 3303 plus 3398) (Line 33 above)	0	0	0	0	0	0	0	0	0	0	0	0

(a) Finance and service charges not included in Line 1 to 34 \$ 1,953,034

24 FL



ANNUAL STATEMENT FOR THE YEAR 2002 OF THE NATIONWIDE MUTUAL INSURANCE COMPANY

EXHIBIT OF PREMIUMS AND LOSSES (Statutory Page 14 Data)

NAIC Group Code 0140

BUSINESS IN THE STATE OF Georgia

DURING THE YEAR 2002

NAIC Company Code 23787

Line of Business	Gross Premiums, Including Policy and Membership Fees Less Return Premiums and Premiums on Policies not Taken		3 Dividends Paid or Credited to Policyholders on Direct Business	4 Direct Unearned Premium Reserves	5 Direct Losses Paid (deducting salvage)	6 Direct Losses Incurred	7 Direct Losses Unpaid	8 Direct Defense and Cost Containment Expense Paid	9 Direct Defense and Cost Containment Expense Incurred	10 Direct Defense and Cost Containment Expense Unpaid	11 Commissions and Brokerage Expenses	12 Taxes, Licenses, and Fees
	1 Direct Premiums Written	2 Direct Premiums Earned										
1. Fire	34,979	35,783	0	13,709	11,469	9,109	2,941	986	924	736	16,981	1,544
2.1 Allied lines	14,383	15,463	0	7,373	34,586	33,795	629	401	366	180	990	596
2.2 Multiple peril crop	0	0	0	0	0	0	0	0	0	0	0	0
2.3 Federal flood	0	0	0	0	0	0	0	0	0	0	0	0
3. Farmowners multiple peril	0	0	0	0	0	(6)	9	0	(3)	10	0	0
4. Homeowners multiple peril	26,547	24,410	0	14,312	19,470	22,827	5,775	1,704	2,227	984	0	13,153
5.1 Commercial multiple peril (non-liability portion)	3,519,481	3,427,775	0	1,717,587	1,687,696	1,426,039	691,483	15,166	(91,180)	371,406	505,693	193,455
5.2 Commercial multiple peril (liability portion)	3,032,173	2,935,980	0	1,442,361	1,051,926	79,676	2,659,165	387,460	164,276	609,764	434,088	167,020
6. Mortgage guaranty	0	0	0	0	0	0	0	0	0	0	0	0
8. Ocean marine	0	0	0	0	0	0	0	0	0	0	0	0
9. Inland marine	20,454	22,888	0	6,369	0	(3,806)	(204)	0	(99)	340	(6,546)	1,692
10. Financial guaranty	0	0	0	0	0	0	0	0	0	0	0	0
11. Medical malpractice	617	625	0	211	0	(188)	1,195	0	(50)	746	6	44
12. Earthquake	0	0	0	0	0	0	0	0	0	0	0	12
13. Group accident and health	0	0	0	0	0	0	0	0	0	0	0	0
14. Credit A & H (group and individual)	0	0	0	0	0	0	0	0	0	0	0	0
15.1 Collectively renewable A & H	0	0	0	0	0	0	0	0	0	0	0	0
15.2 Non-cancellable A & H	0	0	0	0	0	0	0	0	0	0	0	0
15.3 Guaranteed renewable A & H	0	0	0	0	0	0	0	0	0	0	0	0
15.4 Non-renewable for stated reasons only	0	0	0	0	0	0	0	0	0	0	0	0
15.5 Other accident only	0	86	0	0	0	8	53	0	0	0	0	5
15.6 All other A & H	0	0	0	0	0	0	0	0	0	0	0	0
15.7 Federal employees health benefits program premium	0	0	0	0	0	0	0	0	0	0	0	0
16. Workers' compensation	164,768	197,932	4,954	47,329	456,435	899,986	2,805,734	12,637	(19,076)	88,169	36,422	12,174
17. Other liability	1,375,910	1,336,137	0	642,177	130,605	(331,442)	2,839,652	56,588	(9,176)	232,218	176,114	72,123
18. Products liability	333,885	328,064	0	150,473	0	(75,784)	210,813	0	(19,477)	133,198	23,343	18,598
19.1 Private passenger auto no-fault (personal injury protection)	0	0	0	0	0	320	0	0	0	0	0	0
19.2 Other private passenger auto liability	10,772,474	9,942,060	0	3,055,192	8,578,618	10,479,841	6,206,051	202,546	233,835	513,190	1,246,328	530,898
19.3 Commercial auto no-fault (personal injury protection)	0	0	0	0	0	440	(149)	0	(1)	(3)	0	0
19.4 Other commercial auto liability	1,229,510	1,288,248	0	639,468	522,986	420,488	1,234,953	54,876	(16,225)	153,480	71,019	72,044
21.1 Private passenger auto physical damage	10,447,392	9,796,089	0	2,694,211	7,015,760	6,504,316	313,439	7,568	5,085	11,341	1,130,135	500,622
21.2 Commercial auto physical damage	433,904	437,221	0	217,847	276,185	264,644	17,083	283	(509)	841	36,356	24,703
22. Aircraft (all perils)	0	0	0	0	0	0	0	0	0	0	0	0
23. Fidelity	400	443	0	183	0	(45)	110	0	(37)	20	(30)	20
24. Surety	0	0	0	0	0	(11)	(2)	0	(25)	3	0	0
26. Burglary and theft	0	0	0	0	0	10	(2)	0	0	0	0	0
27. Boiler and machinery	63,756	62,661	0	30,610	17,358	4,835	53	0	132	694	9,030	3,364
28. Credit	0	0	0	0	0	0	0	0	0	0	0	0
33. Aggregate write-ins for other lines of business	0	0	0	0	0	0	0	0	0	0	0	0
34. TOTALS (a)	31,470,633	29,851,865	4,954	10,679,410	19,803,093	19,735,052	16,988,780	740,216	250,988	2,117,318	3,679,928	1,612,069
<b>DETAILS OF WRITE-INS</b>												
3301.	0	0	0	0	0	0	0	0	0	0	0	0
3302.	0	0	0	0	0	0	0	0	0	0	0	0
3303.	0	0	0	0	0	0	0	0	0	0	0	0
3398. Summary of remaining write-ins for Line 33 from overflow page	0	0	0	0	0	0	0	0	0	0	0	0
3399. Totals (Lines 3301 thru 3303 plus 3398) (Line 33 above)	0	0	0	0	0	0	0	0	0	0	0	0

(a) Finance and service charges not included in Line 1 to 34 \$ 806,736

24.GA



**ANNUAL STATEMENT FOR THE YEAR 2002 OF THE NATIONWIDE MUTUAL INSURANCE COMPANY**

**EXHIBIT OF PREMIUMS AND LOSSES (Statutory Page 14 Data)**

NAIC Group Code **0140**

**BUSINESS IN THE STATE OF Hawaii**

**DURING THE YEAR 2002**

NAIC Company Code **23787**

Line of Business	Gross Premiums, Including Policy and Membership Fees Less Return Premiums and Premiums on Policies not Taken		3 Dividends Paid or Credited to Policyholders on Direct Business	4 Direct Unearned Premium Reserves	5 Direct Losses Paid (deducting salvage)	6 Direct Losses Incurred	7 Direct Losses Unpaid	8 Direct Defense and Cost Containment Expense Paid	9 Direct Defense and Cost Containment Expense Incurred	10 Direct Defense and Cost Containment Expense Unpaid	11 Commissions and Brokerage Expenses	12 Taxes, Licenses, and Fees
	1 Direct Premiums Written	2 Direct Premiums Earned										
1. Fire	0	0	0	0	0	0	0	0	0	0	0	0
2.1 Allied lines	0	0	0	0	0	0	0	0	0	0	0	0
2.2 Multiple peril crop	0	0	0	0	0	0	0	0	0	0	0	0
2.3 Federal flood	0	0	0	0	0	0	0	0	0	0	0	0
3. Farmowners multiple peril	0	0	0	0	0	0	0	0	0	0	0	0
4. Homeowners multiple peril	0	0	0	0	0	0	0	0	0	0	0	0
5.1 Commercial multiple peril (non-liability portion)	0	0	0	0	0	0	0	0	0	0	0	0
5.2 Commercial multiple peril (liability portion)	0	0	0	0	0	(342)	494	0	82	189	0	0
6. Mortgage guaranty	0	0	0	0	0	0	0	0	0	0	0	0
8. Ocean marine	0	0	0	0	0	0	0	0	0	0	0	0
9. Inland marine	0	0	0	0	0	0	0	0	0	0	0	0
10. Financial guaranty	0	0	0	0	0	0	0	0	0	0	0	0
11. Medical malpractice	0	0	0	0	0	0	0	0	0	0	0	0
12. Earthquake	0	0	0	0	0	0	0	0	0	0	0	0
13. Group accident and health	0	0	0	0	0	0	0	0	0	0	0	0
14. Credit A & H (group and individual)	0	0	0	0	0	0	0	0	0	0	0	0
15.1 Collectively renewable A & H	0	0	0	0	0	0	0	0	0	0	0	0
15.2 Non-cancellable A & H	0	0	0	0	0	0	0	0	0	0	0	0
15.3 Guaranteed renewable A & H	0	0	0	0	0	0	0	0	0	0	0	0
15.4 Non-renewable for stated reasons only	0	0	0	0	0	0	0	0	0	0	0	0
15.5 Other accident only	0	0	0	0	0	0	0	0	0	0	0	0
15.6 All other A & H	0	0	0	0	0	0	0	0	0	0	0	0
15.7 Federal employees health benefits program premium	0	0	0	0	0	0	0	0	0	0	0	0
16. Workers' compensation	0	0	0	0	0	(17)	23	0	(13)	0	0	0
17. Other liability	0	0	0	0	0	(23)	65	0	34	14	0	0
18. Products liability	0	0	0	0	0	0	0	0	0	0	0	0
19.1 Private passenger auto no-fault (personal injury protection)	0	0	0	0	0	0	0	0	0	0	0	0
19.2 Other private passenger auto liability	0	0	0	0	0	0	0	0	0	0	0	4,719
19.3 Commercial auto no-fault (personal injury protection)	0	0	0	0	0	4	(1)	0	0	0	0	0
19.4 Other commercial auto liability	0	0	0	0	0	44	(6)	0	0	0	0	0
21.1 Private passenger auto physical damage	0	0	0	0	0	0	0	0	0	0	0	0
21.2 Commercial auto physical damage	0	0	0	0	0	0	0	0	0	0	0	0
22. Aircraft (all perils)	0	0	0	0	0	0	0	0	0	0	0	0
23. Fidelity	0	0	0	0	0	(1)	(1)	0	0	0	0	0
24. Surety	0	0	0	0	0	0	0	0	0	0	0	0
26. Burglary and theft	0	0	0	0	0	0	0	0	0	0	0	0
27. Boiler and machinery	0	0	0	0	0	0	0	0	0	0	0	0
28. Credit	0	0	0	0	0	0	0	0	0	0	0	0
33. Aggregate write-ins for other lines of business	0	0	0	0	0	0	0	0	0	0	0	0
34. TOTALS (a)	0	0	0	0	0	(334)	574	0	104	203	0	4,719
<b>DETAILS OF WRITE-INS</b>												
3301.	0	0	0	0	0	0	0	0	0	0	0	0
3302.	0	0	0	0	0	0	0	0	0	0	0	0
3303.	0	0	0	0	0	0	0	0	0	0	0	0
3398. Summary of remaining write-ins for Line 33 from overflow page	0	0	0	0	0	0	0	0	0	0	0	0
3399. Totals (Lines 3301 thru 3303 plus 3398) (Line 33 above)	0	0	0	0	0	0	0	0	0	0	0	0

(a) Finance and service charges not included in Line 1 to 34 \$ 0

24.HI



ANNUAL STATEMENT FOR THE YEAR 2002 OF THE NATIONWIDE MUTUAL INSURANCE COMPANY

EXHIBIT OF PREMIUMS AND LOSSES (Statutory Page 14 Data)

NAIC Group Code 0140

BUSINESS IN THE STATE OF Idaho

DURING THE YEAR 2002

NAIC Company Code 23787

Line of Business	Gross Premiums, Including Policy and Membership Fees Less Return Premiums and Premiums on Policies not Taken		3 Dividends Paid or Credited to Policyholders on Direct Business	4 Direct Unearned Premium Reserves	5 Direct Losses Paid (deducting salvage)	6 Direct Losses Incurred	7 Direct Losses Unpaid	8 Direct Defense and Cost Containment Expense Paid	9 Direct Defense and Cost Containment Expense Incurred	10 Direct Defense and Cost Containment Expense Unpaid	11 Commissions and Brokerage Expenses	12 Taxes, Licenses, and Fees
	1 Direct Premiums Written	2 Direct Premiums Earned										
1. Fire	23,813	35,770	0	16,553	0	4,944	4,340	77	(909)	533	4,118	(35)
2.1 Allied lines	21,125	24,256	0	14,966	11,099	48,884	38,135	1,213	409	(273)	3,645	336
2.2 Multiple peril crop	0	0	0	0	0	0	0	0	0	0	0	0
2.3 Federal flood	0	0	0	0	0	38	43	0	49	41	0	0
3. Farmowners multiple peril	2,871,526	2,686,238	0	1,222,449	1,788,983	1,596,336	327,785	65,682	28,574	52,869	473,000	101,777
4. Homeowners multiple peril	0	0	0	0	0	(1,249)	(1,253)	0	(11)	(518)	0	237
5.1 Commercial multiple peril (non-liability portion)	95,857	88,307	0	44,759	75,718	80,658	22,528	5,147	(382)	2,218	17,918	3,275
5.2 Commercial multiple peril (liability portion)	109,628	124,450	0	60,506	9,350	2,570	72,424	(4,811)	(4,539)	51,069	20,558	3,038
6. Mortgage guaranty	0	0	0	0	0	0	0	0	0	0	0	0
8. Ocean marine	0	0	0	0	0	0	0	0	0	0	0	0
9. Inland marine	194,086	196,576	0	100,463	63,795	66,646	9,188	0	(2,844)	(2,028)	34,716	5,058
10. Financial guaranty	0	0	0	0	0	0	0	0	0	0	0	0
11. Medical malpractice	0	0	0	0	0	0	0	0	0	0	0	0
12. Earthquake	3,127	3,049	0	1,518	0	13	45	0	51	7	521	108
13. Group accident and health	0	0	0	0	0	0	0	0	0	0	0	0
14. Credit A & H (group and individual)	0	0	0	0	0	0	0	0	0	0	0	0
15.1 Collectively renewable A & H	0	0	0	0	0	0	0	0	0	0	0	0
15.2 Non-cancellable A & H	0	0	0	0	0	0	0	0	0	0	0	0
15.3 Guaranteed renewable A & H	0	0	0	0	0	0	0	0	0	0	0	0
15.4 Non-renewable for stated reasons only	0	0	0	0	0	0	0	0	0	0	0	0
15.5 Other accident only	0	0	0	0	0	0	0	0	0	0	0	0
15.6 All other A & H	0	0	0	0	0	0	0	0	0	0	0	0
15.7 Federal employees health benefits program premium	0	0	0	0	0	0	0	0	0	0	0	0
16. Workers' compensation	15,516	14,735	0	6,460	12,080	(21,714)	32,496	925	(12,606)	6,410	948	851
17. Other liability	159,873	14,316	0	230,815	23,799	357,520	512,738	27,315	90,630	84,415	25,069	5,748
18. Products liability	29,927	27,744	0	16,053	0	(10,739)	11,991	0	(7,863)	8,454	5,770	1,017
19.1 Private passenger auto no-fault (personal injury protection)	0	0	0	0	0	0	0	0	0	0	0	0
19.2 Other private passenger auto liability	4,137,158	4,003,047	0	1,275,950	3,416,898	2,973,096	3,457,813	214,365	166,846	554,393	358,900	128,892
19.3 Commercial auto no-fault (personal injury protection)	0	0	0	0	0	0	0	0	0	0	0	0
19.4 Other commercial auto liability	989,923	857,257	0	515,610	837,123	76,687	641,934	20,966	130,604	152,847	163,090	34,107
21.1 Private passenger auto physical damage	3,499,985	3,375,281	0	1,090,865	1,895,172	1,918,415	64,095	9,481	3,500	2,086	331,785	110,734
21.2 Commercial auto physical damage	346,270	311,578	0	183,605	181,714	183,871	22,154	6,464	5,007	(435)	56,948	11,228
22. Aircraft (all perils)	0	0	0	0	0	0	0	0	0	0	0	0
23. Fidelity	21,231	24,611	0	19,991	0	(327)	350	0	(49)	(165)	4,014	640
24. Surety	289,185	254,990	0	177,178	8,988	25,016	30,686	1,196	2,593	4,985	91,288	10,886
26. Burglary and theft	3,961	3,278	0	1,793	0	69	72	0	21	16	673	147
27. Boiler and machinery	26,590	14,080	0	12,605	0	241	241	0	(14)	49	4,371	1,502
28. Credit	0	0	0	0	0	0	0	0	0	0	0	0
33. Aggregate write-ins for other lines of business	0	0	0	0	0	0	0	0	0	0	0	0
34. TOTALS (a)	12,838,780	12,059,562	0	4,992,138	8,324,720	7,300,974	5,247,805	348,020	399,067	916,973	1,597,332	419,244
<b>DETAILS OF WRITE-INS</b>												
3301.	0	0	0	0	0	0	0	0	0	0	0	0
3302.	0	0	0	0	0	0	0	0	0	0	0	0
3303.	0	0	0	0	0	0	0	0	0	0	0	0
3398. Summary of remaining write-ins for Line 33 from overflow page	0	0	0	0	0	0	0	0	0	0	0	0
3399. Totals (Lines 3301 thru 3303 plus 3398) (Line 33 above)	0	0	0	0	0	0	0	0	0	0	0	0

(a) Finance and service charges not included in Line 1 to 34 \$ 186,610

24.ID



**ANNUAL STATEMENT FOR THE YEAR 2002 OF THE NATIONWIDE MUTUAL INSURANCE COMPANY**

**EXHIBIT OF PREMIUMS AND LOSSES (Statutory Page 14 Data)**

NAIC Group Code **0140**

**BUSINESS IN THE STATE OF Illinois**

**DURING THE YEAR 2002**

NAIC Company Code **23787**

Line of Business	Gross Premiums, Including Policy and Membership Fees Less Return Premiums and Premiums on Policies not Taken		3 Dividends Paid or Credited to Policyholders on Direct Business	4 Direct Unearned Premium Reserves	5 Direct Losses Paid (deducting salvage)	6 Direct Losses Incurred	7 Direct Losses Unpaid	8 Direct Defense and Cost Containment Expense Paid	9 Direct Defense and Cost Containment Expense Incurred	10 Direct Defense and Cost Containment Expense Unpaid	11 Commissions and Brokerage Expenses	12 Taxes, Licenses, and Fees
	1 Direct Premiums Written	2 Direct Premiums Earned										
1. Fire	1,501	1,446	0	453	0	(488)	(557)	0	(53)	(426)	(362)	136
2.1 Allied lines	292,282	292,260	0	548	50,969	58,666	3,094	0	(4,471)	(3,223)	59,129	5,913
2.2 Multiple peril crop	0	0	0	0	0	0	0	0	0	0	0	0
2.3 Federal flood	0	0	0	0	0	251	301	0	288	212	0	0
3. Farmowners multiple peril	0	0	0	0	7,500	(139,274)	(3,436)	14,158	(22,743)	(1,585)	0	0
4. Homeowners multiple peril	0	0	0	0	0	(2,958)	(2,861)	0	245	(1,501)	0	5,557
5.1 Commercial multiple peril (non-liability portion)	1,322,310	1,118,237	0	737,511	2,038,609	3,462,970	1,686,135	32,387	20,163	92,385	184,825	14,326
5.2 Commercial multiple peril (liability portion)	1,269,138	1,173,885	0	636,536	247,040	765,716	4,021,870	283,861	145,709	357,217	147,770	12,294
6. Mortgage guaranty	0	0	0	0	0	0	0	0	0	0	0	0
8. Ocean marine	0	0	0	0	0	0	0	0	0	0	0	0
9. Inland marine	28,307	30,423	0	8,593	45,572	25,893	(145)	702	(11,490)	(2,670)	4,363	587
10. Financial guaranty	0	0	0	0	0	0	0	0	0	0	0	0
11. Medical malpractice	928	928	0	398	0	(267)	1,622	0	(68)	1,062	(19)	7
12. Earthquake	0	0	0	0	0	364	443	0	443	403	0	15
13. Group accident and health	117,358	137,628	7,141	135	46,640	20,169	49,100	0	(1,411)	2,621	0	2,164
14. Credit A & H (group and individual)	0	0	0	0	0	0	0	0	0	0	0	0
15.1 Collectively renewable A & H	0	0	0	0	0	0	0	0	0	0	0	0
15.2 Non-cancellable A & H	0	0	0	0	0	0	0	0	0	0	0	0
15.3 Guaranteed renewable A & H	0	0	0	0	0	0	0	0	0	0	0	0
15.4 Non-renewable for stated reasons only	0	0	0	0	0	0	0	0	0	0	0	0
15.5 Other accident only	0	43	0	7	0	6	26	0	0	0	0	(1)
15.6 All other A & H	0	0	0	0	0	0	0	0	0	0	0	0
15.7 Federal employees health benefits program premium	0	0	0	0	0	0	0	0	0	0	0	0
16. Workers' compensation	1,862,654	1,882,952	138,993	791,284	2,093,355	2,927,603	5,290,777	209,838	111,817	293,719	93,386	13,908
17. Other liability	1,399,573	1,361,755	0	694,323	502,030	1,775,779	5,643,970	20,832	(35,361)	298,068	148,441	13,748
18. Products liability	167,648	172,669	0	73,630	1,297	(68,412)	113,987	364	(19,452)	70,810	7,413	1,122
19.1 Private passenger auto no-fault (personal injury protection)	0	0	0	0	(59,534)	(9,358)	(1,744)	11,650	4,897	24,176	(1)	2
19.2 Other private passenger auto liability	27,536,330	27,714,190	0	6,589,244	17,412,332	17,071,057	20,717,204	1,077,495	505,402	2,019,423	2,679,449	217,640
19.3 Commercial auto no-fault (personal injury protection)	0	0	0	0	0	0	0	0	0	0	0	0
19.4 Other commercial auto liability	607,815	560,233	0	290,310	1,125,641	357,697	1,410,754	201,710	95,698	142,121	83,996	5,862
21.1 Private passenger auto physical damage	18,672,476	18,759,352	0	4,674,504	11,674,047	11,156,809	477,137	28,004	6,860	28,090	1,807,239	143,966
21.2 Commercial auto physical damage	233,174	211,558	0	111,854	129,546	125,224	3,330	983	(1,201)	(81)	24,416	2,346
22. Aircraft (all perils)	0	0	0	0	0	0	0	0	0	0	0	0
23. Fidelity	36,898	43,578	0	22,395	15,645	16,106	1,460	0	243	112	6,758	535
24. Surety	132,138	119,886	0	47,767	0	8,688	17,045	822	1,525	2,192	42,229	3,392
26. Burglary and theft	384	384	0	144	0	96	188	1,393	1,602	155	60	33
27. Boiler and machinery	48,572	42,477	0	25,586	4,521	1,508	(91)	0	(125)	534	7,848	580
28. Credit	0	0	0	0	0	0	0	0	0	0	0	0
33. Aggregate write-ins for other lines of business	0	0	0	0	0	0	0	0	0	0	0	0
34. TOTALS (a)	53,729,487	53,623,884	146,134	14,705,221	35,335,209	37,553,845	39,429,607	1,884,199	798,518	3,323,815	5,296,938	444,132
<b>DETAILS OF WRITE-INS</b>												
3301.	0	0	0	0	0	0	0	0	0	0	0	0
3302.	0	0	0	0	0	0	0	0	0	0	0	0
3303.	0	0	0	0	0	0	0	0	0	0	0	0
3398. Summary of remaining write-ins for Line 33 from overflow page	0	0	0	0	0	0	0	0	0	0	0	0
3399. Totals (Lines 3301 thru 3303 plus 3398) (Line 33 above)	0	0	0	0	0	0	0	0	0	0	0	0

(a) Finance and service charges not included in Line 1 to 34 \$ 489,241

24.1L



**ANNUAL STATEMENT FOR THE YEAR 2002 OF THE NATIONWIDE MUTUAL INSURANCE COMPANY**

**EXHIBIT OF PREMIUMS AND LOSSES (Statutory Page 14 Data)**

NAIC Group Code **0140**

**BUSINESS IN THE STATE OF Indiana**

**DURING THE YEAR 2002**

NAIC Company Code **23787**

Line of Business	Gross Premiums, Including Policy and Membership Fees Less Return Premiums and Premiums on Policies not Taken		3 Dividends Paid or Credited to Policyholders on Direct Business	4 Direct Unearned Premium Reserves	5 Direct Losses Paid (deducting salvage)	6 Direct Losses Incurred	7 Direct Losses Unpaid	8 Direct Defense and Cost Containment Expense Paid	9 Direct Defense and Cost Containment Expense Incurred	10 Direct Defense and Cost Containment Expense Unpaid	11 Commissions and Brokerage Expenses	12 Taxes, Licenses, and Fees
	1 Direct Premiums Written	2 Direct Premiums Earned										
1. Fire	5,201	4,525	0	3,457	0	(480)	(143)	0	15	15	382	266
2.1 Allied lines	2,358	1,984	0	1,128	0	(643)	7	0	(150)	(216)	(114)	131
2.2 Multiple peril crop	0	0	0	0	0	0	0	0	0	0	0	0
2.3 Federal flood	0	0	0	0	0	54	65	0	50	38	0	0
3. Farmowners multiple peril	351,026	329,040	0	160,899	231,820	174,626	180,378	19,608	3,860	19,148	29,637	10,734
4. Homeowners multiple peril	0	0	0	0	0	(1,224)	(1,215)	0	(23)	(785)	0	4,301
5.1 Commercial multiple peril (non-liability portion)	1,158,350	957,515	0	610,830	475,217	910,503	623,890	11,093	12,424	74,913	203,999	33,491
5.2 Commercial multiple peril (liability portion)	807,105	656,192	0	418,280	117,851	456,190	684,463	27,880	11,160	106,566	129,605	22,896
6. Mortgage guaranty	0	0	0	0	0	0	0	0	0	0	0	0
8. Ocean marine	0	0	0	0	0	0	0	0	0	0	0	0
9. Inland marine	9,019	8,501	0	4,581	(230)	(2,779)	(462)	0	(1,637)	(814)	775	498
10. Financial guaranty	0	0	0	0	0	0	0	0	0	0	0	0
11. Medical malpractice	400	487	0	362	0	(192)	1,795	0	(40)	1,173	71	15
12. Earthquake	21	20	0	14	0	27	30	0	42	35	4	91
13. Group accident and health	0	0	0	0	0	0	0	0	0	0	0	0
14. Credit A & H (group and individual)	0	0	0	0	0	0	0	0	0	0	0	0
15.1 Collectively renewable A & H	0	0	0	0	0	0	0	0	0	0	0	0
15.2 Non-cancellable A & H	0	0	0	0	0	0	0	0	0	0	0	0
15.3 Guaranteed renewable A & H	0	0	0	0	0	0	0	0	0	0	0	0
15.4 Non-renewable for stated reasons only	0	0	0	0	0	0	0	0	0	0	0	0
15.5 Other accident only	0	160	0	0	0	26	93	0	0	0	(3)	4
15.6 All other A & H	0	0	0	0	0	0	0	0	0	0	0	0
15.7 Federal employees health benefits program premium	0	0	0	0	0	0	0	0	0	0	0	0
16. Workers' compensation	250,692	260,635	2,660	132,544	169,678	187,139	534,385	6,178	(25,010)	34,694	18,013	8,088
17. Other liability	405,339	379,582	0	200,014	2,807	3	822,445	4,804	1,897	96,290	45,349	12,377
18. Products liability	14,784	13,059	0	6,217	0	(10,108)	25,725	0	(2,276)	18,093	2,842	463
19.1 Private passenger auto no-fault (personal injury protection)	0	0	0	0	0	0	0	0	0	0	0	0
19.2 Other private passenger auto liability	18,453,673	18,505,623	0	4,428,417	9,523,116	9,553,072	13,557,619	359,021	5,168	1,229,840	2,051,395	593,565
19.3 Commercial auto no-fault (personal injury protection)	0	0	0	0	0	0	0	0	0	0	0	0
19.4 Other commercial auto liability	150,289	160,586	0	83,179	37,584	(26,099)	150,472	6,752	(14,043)	28,241	1,714	4,983
21.1 Private passenger auto physical damage	12,210,490	12,061,684	0	3,028,982	7,397,159	7,138,879	319,195	6,699	(10,119)	15,417	1,356,573	390,599
21.2 Commercial auto physical damage	53,971	59,019	0	28,500	19,069	17,859	827	10	(273)	(182)	2,528	1,786
22. Aircraft (all perils)	0	0	0	0	0	0	0	0	0	0	0	0
23. Fidelity	20,900	19,995	0	9,916	(2,249)	(2,300)	1,337	0	201	966	3,878	479
24. Surety	40,396	31,683	0	31,397	17,500	16,870	6,105	377	(535)	2,428	12,646	1,237
26. Burglary and theft	66	66	0	58	0	10	28	0	34	22	(45)	2
27. Boiler and machinery	11,158	11,161	0	5,797	0	(804)	(4)	0	18	137	1,211	393
28. Credit	0	0	0	0	0	0	0	0	0	0	0	0
33. Aggregate write-ins for other lines of business	0	0	0	0	0	0	0	0	0	0	0	0
34. TOTALS (a)	33,945,238	33,461,517	2,660	9,154,574	17,989,322	18,410,628	16,907,036	442,424	(19,238)	1,626,021	3,860,462	1,086,399
<b>DETAILS OF WRITE-INS</b>												
3301.	0	0	0	0	0	0	0	0	0	0	0	0
3302.	0	0	0	0	0	0	0	0	0	0	0	0
3303.	0	0	0	0	0	0	0	0	0	0	0	0
3398. Summary of remaining write-ins for Line 33 from overflow page	0	0	0	0	0	0	0	0	0	0	0	0
3399. Totals (Lines 3301 thru 3303 plus 3398) (Line 33 above)	0	0	0	0	0	0	0	0	0	0	0	0

(a) Finance and service charges not included in Line 1 to 34 \$ 459,082  
 Indiana Uninsured & under insured motorist in lines 19.2 & 19.4 in the amount of: DWP \$2,166,216.10, DEP \$2,139,719.21, Dir Unearned Premium Res. \$545,869.50, Dir Losses Pd \$706,551.40, Dir Losses Incurred \$881,845.05, Dir Losses Unpd \$2,733,165.84, Dir ALAE Pd \$49,037.80, Dir ALAE Incurred \$31,403.56, Dir ALAE Unpd \$285,997.10, Comm./Brokerage Exp \$239,590.40 and Taxes/Lic/Fees \$69,085.69.

24.IN



**ANNUAL STATEMENT FOR THE YEAR 2002 OF THE NATIONWIDE MUTUAL INSURANCE COMPANY**

**EXHIBIT OF PREMIUMS AND LOSSES (Statutory Page 14 Data)**

NAIC Group Code **0140**

**BUSINESS IN THE STATE OF Iowa**

**DURING THE YEAR 2002**

NAIC Company Code **23787**

Line of Business	Gross Premiums, Including Policy and Membership Fees Less Return Premiums and Premiums on Policies not Taken		3 Dividends Paid or Credited to Policyholders on Direct Business	4 Direct Unearned Premium Reserves	5 Direct Losses Paid (deducting salvage)	6 Direct Losses Incurred	7 Direct Losses Unpaid	8 Direct Defense and Cost Containment Expense Paid	9 Direct Defense and Cost Containment Expense Incurred	10 Direct Defense and Cost Containment Expense Unpaid	11 Commissions and Brokerage Expenses	12 Taxes, Licenses, and Fees
	1 Direct Premiums Written	2 Direct Premiums Earned										
1. Fire	866,655	762,300	0	369,478	57,489	226,243	161,109	392	(10,043)	14,542	153,101	24,137
2.1 Allied lines	3,464,982	3,339,466	0	317,818	1,355,308	1,491,447	126,173	2,602	(46,106)	(25,518)	641,497	66,301
2.2 Multiple peril crop	0	0	0	0	0	0	0	0	0	0	0	0
2.3 Federal flood	0	0	0	0	0	1,270	1,497	0	1,439	1,089	0	0
3. Farmowners multiple peril	13,435,492	13,129,218	0	5,698,255	5,722,193	4,604,930	1,175,086	65,479	(226,541)	(64,600)	2,162,989	306,646
4. Homeowners multiple peril	0	0	0	0	0	(7,901)	(7,648)	0	2,181	(3,817)	0	44
5.1 Commercial multiple peril (non-liability portion)	1,545,095	1,406,544	0	752,332	800,568	936,454	108,132	866	(34,509)	(9,359)	275,201	34,560
5.2 Commercial multiple peril (liability portion)	997,204	956,401	0	386,956	138,538	422,620	1,183,674	220,174	227,149	364,977	181,033	23,191
6. Mortgage guaranty	0	0	0	0	0	0	0	0	0	0	0	0
8. Ocean marine	0	0	0	0	0	0	0	0	0	0	0	0
9. Inland marine	2,312,586	2,184,196	0	1,060,442	586,289	743,486	176,085	1,385	(21,942)	(10,659)	435,086	51,165
10. Financial guaranty	0	0	0	0	0	0	0	0	0	0	0	0
11. Medical malpractice	0	0	0	0	0	0	0	0	0	0	0	0
12. Earthquake	13,225	13,128	0	6,762	273	(75)	679	0	672	345	2,171	246
13. Group accident and health	474	578	0	170	0	(105)	200	0	(5)	11	0	10
14. Credit A & H (group and individual)	0	0	0	0	0	0	0	0	0	0	0	0
15.1 Collectively renewable A & H	0	0	0	0	0	0	0	0	0	0	0	0
15.2 Non-cancellable A & H	0	0	0	0	0	0	0	0	0	0	0	0
15.3 Guaranteed renewable A & H	0	0	0	0	0	0	0	0	0	0	0	0
15.4 Non-renewable for stated reasons only	0	0	0	0	0	0	0	0	0	0	0	0
15.5 Other accident only	0	0	0	0	0	0	0	0	0	0	0	0
15.6 All other A & H	0	0	0	0	0	0	0	0	0	0	0	0
15.7 Federal employees health benefits program premium	0	0	0	0	0	0	0	0	0	0	0	0
16. Workers' compensation	10,991,902	9,011,705	410,659	4,839,241	4,453,631	5,934,773	7,902,921	169,834	159,961	816,576	936,108	312,116
17. Other liability	3,005,261	2,358,272	0	2,033,105	730,507	2,929,356	5,427,458	51,161	69,272	735,679	512,876	63,963
18. Products liability	406,249	322,703	0	161,145	4,350	(94,072)	276,996	36,114	(4,628)	141,623	75,992	11,044
19.1 Private passenger auto no-fault (personal injury protection)	0	0	0	0	0	0	0	0	0	0	0	0
19.2 Other private passenger auto liability	31,430,368	29,956,471	0	10,079,787	16,504,808	16,744,625	19,857,165	938,648	1,922,669	2,892,069	4,982,822	740,094
19.3 Commercial auto no-fault (personal injury protection)	0	0	0	0	0	0	0	0	0	0	0	0
19.4 Other commercial auto liability	6,103,926	5,842,079	0	2,840,406	3,123,753	2,698,787	6,164,481	160,637	657,355	763,892	976,191	136,375
21.1 Private passenger auto physical damage	30,306,215	29,514,404	0	9,278,928	16,265,308	15,875,575	(613,282)	44,247	55,021	(85,113)	4,795,250	701,660
21.2 Commercial auto physical damage	2,755,623	2,631,937	0	1,274,390	1,393,067	1,333,614	(22,425)	8,600	(2,983)	(20,820)	439,108	62,292
22. Aircraft (all perils)	0	0	0	0	0	0	0	0	0	0	0	0
23. Fidelity	242,208	226,790	0	142,515	5,435	(991)	4,972	0	(1,107)	4,879	45,890	6,037
24. Surety	757,842	761,678	0	290,888	30,885	49,836	50,517	6,036	11,499	22,013	239,501	17,028
26. Burglary and theft	24,805	24,637	0	6,947	511	1,889	888	0	435	589	4,838	612
27. Boiler and machinery	190,302	141,588	0	85,331	10,207	22,286	12,079	0	(53)	(53)	30,428	6,877
28. Credit	0	0	0	0	0	0	0	0	0	0	0	0
33. Aggregate write-ins for other lines of business	0	0	0	0	0	0	0	0	0	0	0	0
34. TOTALS (a)	108,850,415	102,584,094	410,659	39,624,897	51,183,120	53,914,050	41,986,758	1,706,174	2,759,737	5,538,344	16,890,082	2,564,398
<b>DETAILS OF WRITE-INS</b>												
3301.	0	0	0	0	0	0	0	0	0	0	0	0
3302.	0	0	0	0	0	0	0	0	0	0	0	0
3303.	0	0	0	0	0	0	0	0	0	0	0	0
3398. Summary of remaining write-ins for Line 33 from overflow page	0	0	0	0	0	0	0	0	0	0	0	0
3399. Totals (Lines 3301 thru 3303 plus 3398) (Line 33 above)	0	0	0	0	0	0	0	0	0	0	0	0

(a) Finance and service charges not included in Line 1 to 34 \$ 1,470,785

24.1A



**ANNUAL STATEMENT FOR THE YEAR 2002 OF THE NATIONWIDE MUTUAL INSURANCE COMPANY**

**EXHIBIT OF PREMIUMS AND LOSSES (Statutory Page 14 Data)**

NAIC Group Code **0140**

**BUSINESS IN THE STATE OF Kansas**

**DURING THE YEAR 2002**

NAIC Company Code **23787**

Line of Business	Gross Premiums, Including Policy and Membership Fees Less Return Premiums and Premiums on Policies not Taken		3 Dividends Paid or Credited to Policyholders on Direct Business	4 Direct Unearned Premium Reserves	5 Direct Losses Paid (deducting salvage)	6 Direct Losses Incurred	7 Direct Losses Unpaid	8 Direct Defense and Cost Containment Expense Paid	9 Direct Defense and Cost Containment Expense Incurred	10 Direct Defense and Cost Containment Expense Unpaid	11 Commissions and Brokerage Expenses	12 Taxes, Licenses, and Fees
	1 Direct Premiums Written	2 Direct Premiums Earned										
1. Fire	309,814	237,020	0	161,399	(2,500)	(1,136)	5,060	0	2,013	(1,542)	52,081	11,716
2.1 Allied lines	518,846	407,538	0	264,655	58,025	181,964	131,838	244	18,133	13,498	89,803	19,261
2.2 Multiple peril crop	0	0	0	0	0	0	0	0	0	0	0	0
2.3 Federal flood	0	0	0	0	0	0	0	0	0	0	0	0
3. Farmowners multiple peril	2,873,421	2,944,393	0	1,327,436	1,654,918	1,219,596	365,184	25,105	41,193	(5,402)	468,798	79,876
4. Homeowners multiple peril	(448)	76	0	0	30,993	(59,500)	(23,138)	13,295	12,941	(4,364)	(71)	208
5.1 Commercial multiple peril (non-liability portion)	2,186,735	1,837,218	0	1,137,670	832,786	797,076	63,965	18,412	38,391	(8,649)	426,607	74,279
5.2 Commercial multiple peril (liability portion)	963,569	863,146	0	450,636	117,642	106,356	318,528	7,933	111,003	173,112	189,497	31,333
6. Mortgage guaranty	0	0	0	0	0	0	0	0	0	0	0	0
8. Ocean marine	0	0	0	0	0	0	0	0	0	0	0	0
9. Inland marine	2,405,455	2,205,786	0	1,078,996	790,970	872,910	202,417	5,687	13,590	(27,645)	498,650	76,767
10. Financial guaranty	0	0	0	0	0	0	0	0	0	0	0	0
11. Medical malpractice	0	0	0	0	0	0	0	0	0	0	0	0
12. Earthquake	3,506	2,800	0	1,826	0	121	193	0	(117)	134	602	129
13. Group accident and health	0	0	0	0	0	0	0	0	0	0	0	0
14. Credit A & H (group and individual)	0	0	0	0	0	0	0	0	0	0	0	0
15.1 Collectively renewable A & H	0	0	0	0	0	0	0	0	0	0	0	0
15.2 Non-cancellable A & H	0	0	0	0	0	0	0	0	0	0	0	0
15.3 Guaranteed renewable A & H	0	0	0	0	0	0	0	0	0	0	0	0
15.4 Non-renewable for stated reasons only	0	0	0	0	0	0	0	0	0	0	0	0
15.5 Other accident only	0	0	0	0	0	0	0	0	0	0	0	0
15.6 All other A & H	0	0	0	0	0	0	0	0	0	0	0	0
15.7 Federal employees health benefits program premium	0	0	0	0	0	0	0	0	0	0	0	0
16. Workers' compensation	9,288,110	8,178,448	245,228	4,010,843	2,799,470	4,378,612	5,194,806	244,961	195,330	584,252	878,331	341,997
17. Other liability	661,004	606,268	0	490,814	85,562	76,460	1,040,086	93,872	203,131	264,901	147,757	19,228
18. Products liability	222,436	142,429	0	115,657	95	61,773	122,743	3,829	19,079	41,470	43,242	8,146
19.1 Private passenger auto no-fault (personal injury protection)	171,551	169,676	0	69,976	167,591	253,468	(16,000)	6,466	(52,660)	(8,635)	17,314	(28,114)
19.2 Other private passenger auto liability	1,781,470	1,702,286	0	714,043	1,494,356	934,574	1,383,619	97,765	(18,140)	188,660	167,704	(328,290)
19.3 Commercial auto no-fault (personal injury protection)	120,062	110,444	0	57,177	47,642	71,689	48,754	2,713	828	3,363	19,827	3,942
19.4 Other commercial auto liability	5,971,509	5,402,838	0	2,818,403	1,626,741	3,500,357	4,021,956	41,543	254,717	694,907	971,029	196,761
21.1 Private passenger auto physical damage	2,526,188	2,402,857	0	977,074	1,042,129	966,374	(184,355)	6,397	(16,858)	(930)	245,924	(404,595)
21.2 Commercial auto physical damage	3,755,070	3,330,278	0	1,755,583	1,781,785	1,729,577	(37,053)	4,771	(10,067)	(12,080)	606,964	124,195
22. Aircraft (all perils)	0	0	0	0	0	0	0	0	0	0	0	0
23. Fidelity	101,925	105,091	0	64,672	0	1,644	3,904	0	222	1,262	22,669	2,028
24. Surety	568,240	609,510	0	332,448	19,572	(290,553)	(295,620)	65	(1,918)	33,709	183,467	9,415
26. Burglary and theft	84,523	80,201	0	38,261	(1,145)	(94)	2,055	(4)	1,889	(173)	17,556	2,863
27. Boiler and machinery	19,429	16,337	0	9,102	0	234	268	0	(11)	(11)	3,134	844
28. Credit	0	0	0	0	0	0	0	0	0	0	0	0
33. Aggregate write-ins for other lines of business	0	0	0	0	0	0	0	0	0	0	0	0
34. TOTALS (a)	34,532,415	31,354,639	245,228	15,876,670	12,546,631	14,802,750	12,350,689	573,052	814,078	1,930,874	5,050,883	241,991
<b>DETAILS OF WRITE-INS</b>												
3301.	0	0	0	0	0	0	0	0	0	0	0	0
3302.	0	0	0	0	0	0	0	0	0	0	0	0
3303.	0	0	0	0	0	0	0	0	0	0	0	0
3398. Summary of remaining write-ins for Line 33 from overflow page	0	0	0	0	0	0	0	0	0	0	0	0
3399. Totals (Lines 3301 thru 3303 plus 3398) (Line 33 above)	0	0	0	0	0	0	0	0	0	0	0	0

(a) Finance and service charges not included in Line 1 to 34 \$ 469,503

24.KS



ANNUAL STATEMENT FOR THE YEAR 2002 OF THE NATIONWIDE MUTUAL INSURANCE COMPANY

EXHIBIT OF PREMIUMS AND LOSSES (Statutory Page 14 Data)

NAIC Group Code 0140

BUSINESS IN THE STATE OF Kentucky

DURING THE YEAR 2002

NAIC Company Code 23787

Line of Business	Gross Premiums, Including Policy and Membership Fees Less Return Premiums and Premiums on Policies not Taken		3 Dividends Paid or Credited to Policyholders on Direct Business	4 Direct Unearned Premium Reserves	5 Direct Losses Paid (deducting salvage)	6 Direct Losses Incurred	7 Direct Losses Unpaid	8 Direct Defense and Cost Containment Expense Paid	9 Direct Defense and Cost Containment Expense Incurred	10 Direct Defense and Cost Containment Expense Unpaid	11 Commissions and Brokerage Expenses	12 Taxes, Licenses, and Fees
	1 Direct Premiums Written	2 Direct Premiums Earned										
1. Fire	1,655	3,376	0	879	0	(964)	(124)	0	(48)	128	(416)	429
2.1 Allied lines	692	840	0	483	0	(64)	(1)	0	(3)	13	(247)	144
2.2 Multiple peril crop	0	0	0	0	0	0	0	0	0	0	0	0
2.3 Federal flood	0	0	0	0	0	0	0	0	0	0	0	0
3. Farmowners multiple peril	1,584	21,185	0	1,171	1,770	(8,550)	8,398	0	(2,270)	5,135	2,500	2,475
4. Homeowners multiple peril	0	0	0	0	0	0	0	0	0	0	0	6,618
5.1 Commercial multiple peril (non-liability portion)	2,585,289	2,221,800	0	1,295,567	1,477,297	1,545,390	498,683	16,703	14,380	168,247	360,802	128,928
5.2 Commercial multiple peril (liability portion)	1,811,885	1,595,966	0	925,008	214,513	627,316	1,410,171	46,236	(15,061)	247,194	254,279	95,144
6. Mortgage guaranty	0	0	0	0	0	0	0	0	0	0	0	0
8. Ocean marine	0	0	0	0	0	0	0	0	0	0	0	0
9. Inland marine	12,342	11,679	0	6,272	0	(1,101)	49,917	15,862	26,873	11,206	817	1,031
10. Financial guaranty	0	0	0	0	0	0	0	0	0	0	0	0
11. Medical malpractice	0	0	0	0	0	19	347	0	12	219	0	0
12. Earthquake	0	39	0	0	0	(31)	(5)	0	(2)	2	1	221
13. Group accident and health	0	0	0	0	0	0	0	0	0	0	0	0
14. Credit A & H (group and individual)	0	0	0	0	0	0	0	0	0	0	0	0
15.1 Collectively renewable A & H	0	0	0	0	0	0	0	0	0	0	0	0
15.2 Non-cancellable A & H	0	0	0	0	0	0	0	0	0	0	0	0
15.3 Guaranteed renewable A & H	0	0	0	0	0	0	0	0	0	0	0	0
15.4 Non-renewable for stated reasons only	0	0	0	0	0	0	0	0	0	0	0	0
15.5 Other accident only	0	10	0	0	0	(20)	13	0	0	0	0	3
15.6 All other A & H	0	0	0	0	0	0	0	0	0	0	0	0
15.7 Federal employees health benefits program premium	0	0	0	0	0	0	0	0	0	0	0	0
16. Workers' compensation	169,411	187,599	1,803	88,678	289,896	686,734	1,841,163	14,462	2,654	29,085	28,099	13,129
17. Other liability	479,851	442,287	0	238,242	93,775	24,802	742,120	115	(23,918)	77,958	49,896	26,241
18. Products liability	49,538	52,131	0	25,582	0	(14,772)	36,491	0	(3,609)	23,692	6,711	3,815
19.1 Private passenger auto no-fault (personal injury protection)	6,771,650	6,460,993	0	1,722,302	4,662,443	4,105,562	(1,249,014)	41,008	114,996	277,870	734,569	362,012
19.2 Other private passenger auto liability	29,668,245	29,039,947	0	7,407,573	13,505,397	13,451,277	18,002,291	702,908	60,094	2,383,673	3,269,060	1,717,971
19.3 Commercial auto no-fault (personal injury protection)	28,289	28,549	0	14,013	41,506	36,724	13,946	36	(246)	2,268	3,320	1,749
19.4 Other commercial auto liability	483,255	493,761	0	245,040	485,980	446,640	448,591	10,874	(7,537)	52,616	55,845	29,260
21.1 Private passenger auto physical damage	17,078,153	16,594,199	0	4,248,314	10,944,461	10,750,318	453,958	21,233	3,781	24,075	1,843,734	960,466
21.2 Commercial auto physical damage	312,439	295,699	0	155,074	112,360	104,233	12,747	20	(547)	535	36,593	18,550
22. Aircraft (all perils)	0	0	0	0	0	0	0	0	0	0	0	0
23. Fidelity	767	773	0	792	0	97	150	0	(7)	13	247	62
24. Surety	3,200	2,484	0	1,603	0	306	461	0	(26)	41	163	138
26. Burglary and theft	106	106	0	84	0	(8)	(3)	0	1	1	(61)	7
27. Boiler and machinery	64,937	55,937	0	33,024	14,841	11,533	(14)	0	126	654	10,813	3,190
28. Credit	0	0	0	0	0	0	0	0	0	0	0	0
33. Aggregate write-ins for other lines of business	0	0	0	0	0	0	0	0	0	0	0	0
34. TOTALS (a)	59,523,289	57,509,360	1,803	16,409,699	31,844,240	31,765,441	22,270,288	869,457	169,644	3,304,625	6,656,724	3,371,582
<b>DETAILS OF WRITE-INS</b>												
3301.	0	0	0	0	0	0	0	0	0	0	0	0
3302.	0	0	0	0	0	0	0	0	0	0	0	0
3303.	0	0	0	0	0	0	0	0	0	0	0	0
3398. Summary of remaining write-ins for Line 33 from overflow page	0	0	0	0	0	0	0	0	0	0	0	0
3399. Totals (Lines 3301 thru 3303 plus 3398) (Line 33 above)	0	0	0	0	0	0	0	0	0	0	0	0

(a) Finance and service charges not included in Line 1 to 34 \$ 939,711

24.KY



ANNUAL STATEMENT FOR THE YEAR 2002 OF THE NATIONWIDE MUTUAL INSURANCE COMPANY

EXHIBIT OF PREMIUMS AND LOSSES (Statutory Page 14 Data)

NAIC Group Code 0140

BUSINESS IN THE STATE OF Louisiana

DURING THE YEAR 2002

NAIC Company Code 23787

Line of Business	Gross Premiums, Including Policy and Membership Fees Less Return Premiums and Premiums on Policies not Taken		3 Dividends Paid or Credited to Policyholders on Direct Business	4 Direct Unearned Premium Reserves	5 Direct Losses Paid (deducting salvage)	6 Direct Losses Incurred	7 Direct Losses Unpaid	8 Direct Defense and Cost Containment Expense Paid	9 Direct Defense and Cost Containment Expense Incurred	10 Direct Defense and Cost Containment Expense Unpaid	11 Commissions and Brokerage Expenses	12 Taxes, Licenses, and Fees
	1 Direct Premiums Written	2 Direct Premiums Earned										
1. Fire	21,146	21,146	0	6,166	0	36,608	49,185	0	2,118	2,836	0	125
2.1 Allied lines	21,146	21,146	0	6,166	0	23,023	26,438	0	5,397	6,155	0	125
2.2 Multiple peril crop	0	0	0	0	0	0	0	0	0	0	0	0
2.3 Federal flood	0	0	0	0	0	0	0	0	0	0	0	0
3. Farmowners multiple peril	0	0	0	0	0	0	0	0	0	0	0	0
4. Homeowners multiple peril	0	0	0	0	0	0	0	0	0	0	0	0
5.1 Commercial multiple peril (non-liability portion)	0	0	0	0	0	(489)	(110)	0	(38)	46	0	0
5.2 Commercial multiple peril (liability portion)	2,178	2,331	0	0	0	(20,807)	10,283	0	(5,759)	7,117	0	32
6. Mortgage guaranty	0	0	0	0	0	0	0	0	0	0	0	0
8. Ocean marine	0	0	0	0	0	0	0	0	0	0	0	0
9. Inland marine	0	0	0	0	0	(263)	(1)	0	(20)	0	0	0
10. Financial guaranty	0	0	0	0	0	0	0	0	0	0	0	0
11. Medical malpractice	0	0	0	0	0	0	0	0	0	0	0	0
12. Earthquake	0	0	0	0	0	0	0	0	0	0	0	0
13. Group accident and health	0	0	0	0	0	0	0	0	0	0	0	0
14. Credit A & H (group and individual)	0	0	0	0	0	0	0	0	0	0	0	0
15.1 Collectively renewable A & H	0	0	0	0	0	0	0	0	0	0	0	0
15.2 Non-cancellable A & H	0	0	0	0	0	0	0	0	0	0	0	0
15.3 Guaranteed renewable A & H	0	0	0	0	0	0	0	0	0	0	0	0
15.4 Non-renewable for stated reasons only	0	0	0	0	0	0	0	0	0	0	0	0
15.5 Other accident only	0	3	0	0	0	(2)	3	0	0	0	0	0
15.6 All other A & H	0	0	0	0	0	0	0	0	0	0	0	0
15.7 Federal employees health benefits program premium	0	0	0	0	0	0	0	0	0	0	0	0
16. Workers' compensation	1,808	2,511	0	0	103,619	(65,497)	434,021	2,716	(19,687)	7,138	0	66
17. Other liability	0	44,652	0	0	(60)	(222,001)	2,578,460	25,977	122,647	344,962	0	0
18. Products liability	0	0	0	0	0	(4,254)	33,238	0	(946)	23,179	0	0
19.1 Private passenger auto no-fault (personal injury protection)	0	0	0	0	0	0	0	0	0	0	0	0
19.2 Other private passenger auto liability	0	0	0	0	0	0	0	0	0	0	0	0
19.3 Commercial auto no-fault (personal injury protection)	0	0	0	0	0	0	0	0	0	0	0	0
19.4 Other commercial auto liability	0	7,662	0	0	0	(8,718)	24,064	0	(3,666)	4,555	0	42
21.1 Private passenger auto physical damage	0	0	0	0	0	0	0	0	0	0	0	0
21.2 Commercial auto physical damage	0	0	0	0	0	(88)	(31)	0	(6)	0	0	0
22. Aircraft (all perils)	0	0	0	0	0	0	0	0	0	0	0	0
23. Fidelity	0	0	0	0	0	(10)	0	0	0	0	0	0
24. Surety	1	1	0	0	0	4	0	0	0	0	0	0
26. Burglary and theft	0	0	0	0	0	(16)	0	0	0	0	0	0
27. Boiler and machinery	0	0	0	0	0	(13)	(2)	0	(1)	0	0	0
28. Credit	0	0	0	0	0	0	0	0	0	0	0	0
33. Aggregate write-ins for other lines of business	0	0	0	0	0	0	0	0	0	0	0	0
34. TOTALS (a)	46,279	99,452	0	12,332	103,559	(262,524)	3,155,548	28,693	100,040	395,988	0	391
<b>DETAILS OF WRITE-INS</b>												
3301.	0	0	0	0	0	0	0	0	0	0	0	0
3302.	0	0	0	0	0	0	0	0	0	0	0	0
3303.	0	0	0	0	0	0	0	0	0	0	0	0
3398. Summary of remaining write-ins for Line 33 from overflow page	0	0	0	0	0	0	0	0	0	0	0	0
3399. Totals (Lines 3301 thru 3303 plus 3398) (Line 33 above)	0	0	0	0	0	0	0	0	0	0	0	0

(a) Finance and service charges not included in Line 1 to 34 \$ (16)

24.LA



ANNUAL STATEMENT FOR THE YEAR 2002 OF THE NATIONWIDE MUTUAL INSURANCE COMPANY

EXHIBIT OF PREMIUMS AND LOSSES (Statutory Page 14 Data)

NAIC Group Code 0140

BUSINESS IN THE STATE OF Maine

DURING THE YEAR 2002

NAIC Company Code 23787

Line of Business	Gross Premiums, Including Policy and Membership Fees Less Return Premiums and Premiums on Policies not Taken		3 Dividends Paid or Credited to Policyholders on Direct Business	4 Direct Unearned Premium Reserves	5 Direct Losses Paid (deducting salvage)	6 Direct Losses Incurred	7 Direct Losses Unpaid	8 Direct Defense and Cost Containment Expense Paid	9 Direct Defense and Cost Containment Expense Incurred	10 Direct Defense and Cost Containment Expense Unpaid	11 Commissions and Brokerage Expenses	12 Taxes, Licenses, and Fees
	1 Direct Premiums Written	2 Direct Premiums Earned										
1. Fire	.41	.41	.0	.39	.0	(14)	(5)	.0	.1	.2	.76	.20
2.1 Allied lines	.77	.77	.0	.74	.0	(11)	(2)	.0	(4)	.1	.142	.13
2.2 Multiple peril crop	.0	.0	.0	.0	.0	.0	.0	.0	.0	.0	.0	.0
2.3 Federal flood	.0	.0	.0	.0	.0	.0	.0	.0	.0	.0	.0	.0
3. Farmowners multiple peril	.0	.0	.0	.0	.0	.0	.0	.0	.0	.0	.0	.0
4. Homeowners multiple peril	.0	.0	.0	.0	.0	.0	.0	.0	.0	.0	.0	.582
5.1 Commercial multiple peril (non-liability portion)	550,405	437,179	.0	274,563	479,672	365,933	74,506	4,480	6,830	31,113	85,209	10,943
5.2 Commercial multiple peril (liability portion)	412,664	339,414	.0	195,301	34,971	3,987	127,769	2,989	(2,133)	44,335	63,482	8,198
6. Mortgage guaranty	.0	.0	.0	.0	.0	.0	.0	.0	.0	.0	.0	.0
8. Ocean marine	.0	.0	.0	.0	.0	.0	.0	.0	.0	.0	.0	.0
9. Inland marine	11,960	12,955	.0	2,591	.0	(832)	.73	.0	.36	.131	1,163	.283
10. Financial guaranty	.0	.0	.0	.0	.0	.0	.0	.0	.0	.0	.0	.0
11. Medical malpractice	.0	.0	.0	.0	.0	.0	.30	.0	(1)	.20	.0	.0
12. Earthquake	.0	.0	.0	.0	.0	.0	.0	.0	.0	.0	.0	.1
13. Group accident and health	.0	.0	.0	.0	.0	.0	.0	.0	.0	.0	.0	.0
14. Credit A & H (group and individual)	.0	.0	.0	.0	.0	.0	.0	.0	.0	.0	.0	.0
15.1 Collectively renewable A & H	.0	.0	.0	.0	.0	.0	.0	.0	.0	.0	.0	.0
15.2 Non-cancellable A & H	.0	.0	.0	.0	.0	.0	.0	.0	.0	.0	.0	.0
15.3 Guaranteed renewable A & H	.0	.0	.0	.0	.0	.0	.0	.0	.0	.0	.0	.0
15.4 Non-renewable for stated reasons only	.0	.0	.0	.0	.0	.0	.0	.0	.0	.0	.0	.0
15.5 Other accident only	.0	.1	.0	.0	.0	(2)	.2	.0	.0	.0	.0	.0
15.6 All other A & H	.0	.0	.0	.0	.0	.0	.0	.0	.0	.0	.0	.0
15.7 Federal employees health benefits program premium	.0	.0	.0	.0	.0	.0	.0	.0	.0	.0	.0	.0
16. Workers' compensation	.0	.0	.0	.0	.0	(77,365)	104,595	.0	(28,049)	2,507	.0	.0
17. Other liability	121,253	107,282	.0	59,845	.0	4,771	161,477	.0	(3,873)	14,621	15,520	2,402
18. Products liability	19,641	16,610	.0	7,693	.0	(643)	8,713	.0	289	4,991	2,735	391
19.1 Private passenger auto no-fault (personal injury protection)	.0	.0	.0	.0	.0	.0	.0	.0	.0	.0	.0	.0
19.2 Other private passenger auto liability	586,103	545,004	.0	147,542	267,404	502,970	653,929	13,652	9,078	35,445	54,728	12,615
19.3 Commercial auto no-fault (personal injury protection)	.0	.0	.0	.0	.0	.0	.0	.0	.0	.0	.0	.0
19.4 Other commercial auto liability	32,076	34,197	.0	14,342	1,337	19,382	30,314	.45	(1,001)	2,547	570	651
21.1 Private passenger auto physical damage	367,088	349,424	.0	89,149	244,215	241,813	11,759	1,306	1,118	450	32,294	8,067
21.2 Commercial auto physical damage	16,975	17,102	.0	7,423	.0	(213)	752	.0	(18)	29	139	344
22. Aircraft (all perils)	.0	.0	.0	.0	.0	.0	.0	.0	.0	.0	.0	.0
23. Fidelity	150	150	.0	.6	.0	16	32	.0	(3)	.4	17	3
24. Surety	.0	.0	.0	.0	.0	.1	.0	.0	.0	.0	.0	.0
26. Burglary and theft	.0	.0	.0	.0	.0	.0	.0	.0	.0	.0	.0	.0
27. Boiler and machinery	32,337	22,598	.0	17,641	.0	(968)	.61	595	672	220	5,028	722
28. Credit	.0	.0	.0	.0	.0	.0	.0	.0	.0	.0	.0	.0
33. Aggregate write-ins for other lines of business	.0	.0	.0	.0	.0	.0	.0	.0	.0	.0	.0	.0
34. TOTALS (a)	2,150,770	1,882,035	.0	816,209	1,027,600	1,058,826	1,174,005	23,067	(17,058)	136,416	261,102	45,234
<b>DETAILS OF WRITE-INS</b>												
3301.	.0	.0	.0	.0	.0	.0	.0	.0	.0	.0	.0	.0
3302.	.0	.0	.0	.0	.0	.0	.0	.0	.0	.0	.0	.0
3303.	.0	.0	.0	.0	.0	.0	.0	.0	.0	.0	.0	.0
3398. Summary of remaining write-ins for Line 33 from overflow page	.0	.0	.0	.0	.0	.0	.0	.0	.0	.0	.0	.0
3399. Totals (Lines 3301 thru 3303 plus 3398) (Line 33 above)	.0	.0	.0	.0	.0	.0	.0	.0	.0	.0	.0	.0

(a) Finance and service charges not included in Line 1 to 34 \$ .56,306

24.ME



**ANNUAL STATEMENT FOR THE YEAR 2002 OF THE NATIONWIDE MUTUAL INSURANCE COMPANY**

**EXHIBIT OF PREMIUMS AND LOSSES (Statutory Page 14 Data)**

NAIC Group Code **0140**

**BUSINESS IN THE STATE OF Maryland**

**DURING THE YEAR 2002**

NAIC Company Code **23787**

Line of Business	Gross Premiums, Including Policy and Membership Fees Less Return Premiums and Premiums on Policies not Taken		3 Dividends Paid or Credited to Policyholders on Direct Business	4 Direct Unearned Premium Reserves	5 Direct Losses Paid (deducting salvage)	6 Direct Losses Incurred	7 Direct Losses Unpaid	8 Direct Defense and Cost Containment Expense Paid	9 Direct Defense and Cost Containment Expense Incurred	10 Direct Defense and Cost Containment Expense Unpaid	11 Commissions and Brokerage Expenses	12 Taxes, Licenses and Fees
	1 Direct Premiums Written	2 Direct Premiums Earned										
1. Fire	11,149	10,420	0	4,596	2,630	1,395	(111)	96	82	291	1,631	1,020
2.1 Allied lines	7,878	7,315	0	3,430	2,261	1,372	(86)	0	(17)	142	2,254	553
2.2 Multiple peril crop	0	0	0	0	0	0	0	0	0	0	0	0
2.3 Federal flood	0	0	0	0	0	0	0	0	0	0	0	0
3. Farmowners multiple peril	2,564,205	2,418,025	0	1,317,023	1,833,760	1,919,024	813,558	62,855	9,909	142,860	389,184	44,256
4. Homeowners multiple peril	3,680,857	3,177,222	0	1,977,845	3,037,853	3,187,358	1,010,531	10,168	1,931	79,649	560,260	115,881
5.1 Commercial multiple peril (non-liability portion)	7,346,737	6,735,383	0	3,214,596	4,356,219	5,207,753	3,136,505	29,024	(31,067)	498,586	1,029,030	183,400
5.2 Commercial multiple peril (liability portion)	6,045,875	5,747,221	0	2,608,825	2,487,839	3,246,255	6,271,397	421,356	135,644	1,686,302	834,389	154,119
6. Mortgage guaranty	0	0	0	0	0	0	0	0	0	0	0	0
8. Ocean marine	0	0	0	0	0	0	0	0	0	0	0	0
9. Inland marine	308,308	302,390	0	130,276	116,913	99,559	27,396	73	(1,127)	3,485	60,697	9,575
10. Financial guaranty	0	0	0	0	0	0	0	0	0	0	0	0
11. Medical malpractice	4,212	4,296	0	2,258	0	(1,163)	9,141	0	388	6,691	849	114
12. Earthquake	9,886	9,351	0	5,338	0	101	1,143	0	(75)	287	1,348	277
13. Group accident and health	0	0	0	0	0	0	0	0	0	0	0	0
14. Credit A & H (group and individual)	0	0	0	0	0	0	0	0	0	0	0	0
15.1 Collectively renewable A & H	0	0	0	0	0	0	0	0	0	0	0	0
15.2 Non-cancellable A & H	0	0	0	0	0	0	0	0	0	0	0	0
15.3 Guaranteed renewable A & H	0	0	0	0	0	0	0	0	0	0	0	0
15.4 Non-renewable for stated reasons only	0	0	0	0	0	0	0	0	0	0	0	0
15.5 Other accident only	0	496	0	66	0	6	317	0	0	0	(2)	6
15.6 All other A & H	0	0	0	0	0	0	0	0	0	0	0	0
15.7 Federal employees health benefits program premium	0	0	0	0	0	0	0	0	0	0	0	0
16. Workers' compensation	7,816,822	7,702,518	150,416	3,120,785	5,270,943	5,889,974	22,954,648	263,086	309,514	967,849	681,643	197,517
17. Other liability	4,353,313	4,174,946	0	2,137,949	1,104,762	3,740,123	13,512,640	92,070	(27,850)	639,321	470,602	108,718
18. Products liability	778,375	753,312	0	301,293	0	(106,542)	1,249,323	0	(12,977)	304,639	115,849	20,048
19.1 Private passenger auto no-fault (personal injury protection)	23,118,187	22,651,609	0	5,490,255	15,061,998	14,019,351	7,294,418	75,493	(45,384)	213,232	2,524,082	594,371
19.2 Other private passenger auto liability	128,355,273	129,246,218	0	30,878,679	76,269,394	68,509,665	134,085,776	2,633,638	(840,158)	9,982,525	14,314,619	3,389,459
19.3 Commercial auto no-fault (personal injury protection)	265,462	270,101	0	125,658	49,060	99,532	133,034	1,516	4,648	20,281	26,888	6,613
19.4 Other commercial auto liability	7,403,857	7,418,904	0	3,444,181	2,611,690	2,972,076	7,645,562	178,226	(151,150)	953,940	862,558	184,879
21.1 Private passenger auto physical damage	89,682,759	90,073,399	0	21,671,895	60,309,327	58,600,232	2,532,160	101,918	2,232	134,242	9,924,638	2,355,220
21.2 Commercial auto physical damage	1,796,660	1,785,196	0	833,306	973,159	987,203	153,348	1,419	8,957	19,764	204,699	45,251
22. Aircraft (all perils)	0	0	0	0	0	0	0	0	0	0	0	0
23. Fidelity	10,752	10,915	0	5,170	0	610	2,354	0	(271)	321	1,663	286
24. Surety	0	49	0	0	0	45	76	0	(197)	107	(1)	(1)
26. Burglary and theft	3,675	4,234	0	1,550	0	(1,446)	(171)	0	(90)	49	313	109
27. Boiler and machinery	260,407	254,535	0	107,837	16,915	(8,287)	7,259	0	159	3,388	47,150	7,215
28. Credit	0	0	0	0	0	0	0	0	0	0	0	0
33. Aggregate write-ins for other lines of business	0	0	0	0	0	0	0	0	0	0	0	0
34. TOTALS (a)	283,824,649	282,758,054	150,416	77,382,813	173,504,722	168,364,196	200,840,219	3,870,936	(636,899)	15,657,948	32,054,342	7,418,886
<b>DETAILS OF WRITE-INS</b>												
3301.	0	0	0	0	0	0	0	0	0	0	0	0
3302.	0	0	0	0	0	0	0	0	0	0	0	0
3303.	0	0	0	0	0	0	0	0	0	0	0	0
3398. Summary of remaining write-ins for Line 33 from overflow page	0	0	0	0	0	0	0	0	0	0	0	0
3399. Totals (Lines 3301 thru 3303 plus 3398) (Line 33 above)	0	0	0	0	0	0	0	0	0	0	0	0

(a) Finance and service charges not included in Line 1 to 34 \$ 2,740,957

24.MD



ANNUAL STATEMENT FOR THE YEAR 2002 OF THE NATIONWIDE MUTUAL INSURANCE COMPANY

EXHIBIT OF PREMIUMS AND LOSSES (Statutory Page 14 Data)

NAIC Group Code 0140

BUSINESS IN THE STATE OF Massachusetts

DURING THE YEAR 2002

NAIC Company Code 23787

Line of Business	Gross Premiums, Including Policy and Membership Fees Less Return Premiums and Premiums on Policies not Taken		3 Dividends Paid or Credited to Policyholders on Direct Business	4 Direct Unearned Premium Reserves	5 Direct Losses Paid (deducting salvage)	6 Direct Losses Incurred	7 Direct Losses Unpaid	8 Direct Defense and Cost Containment Expense Paid	9 Direct Defense and Cost Containment Expense Incurred	10 Direct Defense and Cost Containment Expense Unpaid	11 Commissions and Brokerage Expenses	12 Taxes, Licenses, and Fees
	1 Direct Premiums Written	2 Direct Premiums Earned										
1. Fire	156	106	0	107	37	1	88	4	4	10	440	4
2.1 Allied lines	50	34	0	35	6	(22)	3	1	(1)	1	0	1
2.2 Multiple peril crop	0	0	0	0	0	0	0	0	0	0	0	0
2.3 Federal flood	0	0	0	0	0	0	0	0	0	0	0	0
3. Farmowners multiple peril	0	0	0	0	0	0	0	0	0	0	6	0
4. Homeowners multiple peril	1,235	858	0	840	668	1,361	1,665	160	744	535	0	30
5.1 Commercial multiple peril (non-liability portion)	868	1,135	0	36	0	(3,008)	6,043	0	(3,410)	2,918	122	1,615
5.2 Commercial multiple peril (liability portion)	212	394	0	9	29,448	27,103	120,599	10,979	(6,324)	19,188	30	734
6. Mortgage guaranty	0	0	0	0	0	0	0	0	0	0	0	0
8. Ocean marine	0	0	0	0	0	0	0	0	0	0	0	0
9. Inland marine	0	0	0	0	0	(55)	(12)	0	(3)	3	0	0
10. Financial guaranty	0	0	0	0	0	0	0	0	0	0	0	0
11. Medical malpractice	0	0	0	0	0	(12)	356	0	(4)	237	0	0
12. Earthquake	0	0	0	0	0	0	0	0	0	0	0	0
13. Group accident and health	0	0	0	0	0	0	0	0	0	0	0	0
14. Credit A & H (group and individual)	0	0	0	0	0	0	0	0	0	0	0	0
15.1 Collectively renewable A & H	0	0	0	0	0	0	0	0	0	0	0	0
15.2 Non-cancellable A & H	0	0	0	0	0	0	0	0	0	0	0	0
15.3 Guaranteed renewable A & H	0	0	0	0	0	0	0	0	0	0	0	0
15.4 Non-renewable for stated reasons only	0	0	0	0	0	0	0	0	0	0	0	0
15.5 Other accident only	0	25	0	0	0	(4)	17	0	0	0	0	43
15.6 All other A & H	0	0	0	0	0	0	0	0	0	0	0	0
15.7 Federal employees health benefits program premium	0	0	0	0	0	0	0	0	0	0	0	0
16. Workers' compensation	2,394	2,221	0	1,461	74,928	(226,184)	1,162,265	10,403	(14,326)	13,771	0	2,285
17. Other liability	1,094	1,739	0	283	0	(62,009)	145,051	0	(22,546)	85,884	(11)	(118)
18. Products liability	0	0	0	0	0	(1,373)	12,352	0	(729)	8,414	0	0
19.1 Private passenger auto no-fault (personal injury protection)	0	0	0	0	3,381	0	9,661	0	(4,718)	307	0	0
19.2 Other private passenger auto liability	(7)	(7)	0	0	0	25,226	65,480	6,798	(3,200)	21,743	0	0
19.3 Commercial auto no-fault (personal injury protection)	0	0	0	0	(28)	(305)	(204)	0	7	11	0	0
19.4 Other commercial auto liability	(583)	(583)	0	0	0	(17,202)	(8,503)	0	(11,525)	11,542	0	3,511
21.1 Private passenger auto physical damage	0	0	0	0	0	13,865	(20,587)	(61)	(571)	120	0	0
21.2 Commercial auto physical damage	0	0	0	0	0	358	(505)	0	(23)	2	0	0
22. Aircraft (all perils)	0	0	0	0	0	0	0	0	0	0	0	0
23. Fidelity	0	0	0	0	0	(10)	0	0	(3)	2	0	0
24. Surety	0	0	0	0	0	15	1	0	0	0	0	0
26. Burglary and theft	0	0	0	0	0	0	0	0	0	0	0	0
27. Boiler and machinery	0	0	0	0	0	(94)	(21)	0	(7)	6	0	0
28. Credit	0	0	0	0	0	0	0	0	0	0	0	0
33. Aggregate write-ins for other lines of business	0	0	0	0	0	0	0	0	0	0	0	0
34. TOTALS (a)	5,420	5,923	0	2,772	108,441	(232,685)	1,479,371	28,285	(62,236)	164,694	586	8,105
<b>DETAILS OF WRITE-INS</b>												
3301.	0	0	0	0	0	0	0	0	0	0	0	0
3302.	0	0	0	0	0	0	0	0	0	0	0	0
3303.	0	0	0	0	0	0	0	0	0	0	0	0
3398. Summary of remaining write-ins for Line 33 from overflow page	0	0	0	0	0	0	0	0	0	0	0	0
3399. Totals (Lines 3301 thru 3303 plus 3398) (Line 33 above)	0	0	0	0	0	0	0	0	0	0	0	0

(a) Finance and service charges not included in Line 1 to 34 \$ 26

24.MA



**ANNUAL STATEMENT FOR THE YEAR 2002 OF THE NATIONWIDE MUTUAL INSURANCE COMPANY**

**EXHIBIT OF PREMIUMS AND LOSSES (Statutory Page 14 Data)**

NAIC Group Code **0140**

**BUSINESS IN THE STATE OF Michigan**

**DURING THE YEAR 2002**

NAIC Company Code **23787**

Line of Business	Gross Premiums, Including Policy and Membership Fees Less Return Premiums and Premiums on Policies not Taken		3 Dividends Paid or Credited to Policyholders on Direct Business	4 Direct Unearned Premium Reserves	5 Direct Losses Paid (deducting salvage)	6 Direct Losses Incurred	7 Direct Losses Unpaid	8 Direct Defense and Cost Containment Expense Paid	9 Direct Defense and Cost Containment Expense Incurred	10 Direct Defense and Cost Containment Expense Unpaid	11 Commissions and Brokerage Expenses	12 Taxes, Licenses, and Fees
	1 Direct Premiums Written	2 Direct Premiums Earned										
1. Fire	11,182	9,177	0	2,088	0	27	44	0	82	64	186	364
2.1 Allied lines	4,049	5,863	0	1,006	0	(115)	32	0	38	44	82	189
2.2 Multiple peril crop	0	0	0	0	0	0	0	0	0	0	0	0
2.3 Federal flood	0	0	0	0	0	0	0	0	0	0	0	0
3. Farmowners multiple peril	0	2,823	0	0	0	(4,273)	794	0	(840)	1,348	108	(16)
4. Homeowners multiple peril	0	0	0	0	0	0	0	0	0	0	0	7,260
5.1 Commercial multiple peril (non-liability portion)	3,695,799	3,147,627	0	1,929,906	1,288,239	1,207,593	763,037	24,114	66,084	200,088	516,681	69,543
5.2 Commercial multiple peril (liability portion)	2,708,256	2,272,786	0	1,400,852	1,363,002	1,528,994	1,687,912	110,613	68,659	342,032	354,163	52,858
6. Mortgage guaranty	0	0	0	0	0	0	0	0	0	0	0	0
8. Ocean marine	0	0	0	0	0	0	0	0	0	0	0	0
9. Inland marine	17,131	14,257	0	10,232	848	159	12	0	44	148	1,768	805
10. Financial guaranty	0	0	0	0	0	0	0	0	0	0	0	0
11. Medical malpractice	200	200	0	125	0	(143)	660	0	(54)	452	(41)	(311)
12. Earthquake	0	0	0	0	0	0	0	0	1	0	0	(865)
13. Group accident and health	85,324	294,422	0	49,566	0	56,755	37,200	0	4,721	1,986	0	1,261
14. Credit A & H (group and individual)	0	0	0	0	0	0	0	0	0	0	0	0
15.1 Collectively renewable A & H	0	0	0	0	0	0	0	0	0	0	0	0
15.2 Non-cancellable A & H	0	0	0	0	0	0	0	0	0	0	0	0
15.3 Guaranteed renewable A & H	0	0	0	0	0	0	0	0	0	0	0	0
15.4 Non-renewable for stated reasons only	0	0	0	0	0	0	0	0	0	0	0	0
15.5 Other accident only	0	109	0	0	0	4	68	0	0	0	0	148
15.6 All other A & H	0	0	0	0	0	0	0	0	0	0	0	0
15.7 Federal employees health benefits program premium	0	0	0	0	0	0	0	0	0	0	0	0
16. Workers' compensation	485,923	473,535	27,234	251,061	420,208	325,226	2,141,901	34,752	(6,988)	68,166	32,902	10,569
17. Other liability	902,664	794,304	0	479,261	6,000	288,691	1,731,668	28,970	19,728	210,824	59,781	17,654
18. Products liability	86,067	65,466	0	39,917	0	(5,118)	116,736	0	7,266	82,810	10,430	1,549
19.1 Private passenger auto no-fault (personal injury protection)	0	0	0	0	614,335	686,762	13,588,177	4,993	4,870	81	(636)	6,102
19.2 Other private passenger auto liability	(2,759)	(2,759)	0	0	311,132	550,445	457,765	80,602	80,293	363	9,181	6,284
19.3 Commercial auto no-fault (personal injury protection)	120,133	95,767	0	61,434	12,137	(7,751)	538,057	0	1,184	5,207	6,417	2,279
19.4 Other commercial auto liability	370,110	347,348	0	190,900	89,373	88,278	243,786	2,360	(8,549)	51,156	21,255	4,781
21.1 Private passenger auto physical damage	0	0	0	0	44,476	45,440	(2,028)	332	301	2	(1,897)	18,232
21.2 Commercial auto physical damage	445,128	408,774	0	234,859	233,273	226,976	17,126	106	(292)	578	28,150	9,238
22. Aircraft (all perils)	0	0	0	0	0	0	0	0	0	0	0	0
23. Fidelity	7,911	6,315	0	4,716	0	429	498	0	121	147	1,724	112
24. Surety	204,582	158,558	0	63,927	1,000	5,715	5,737	0	1,888	1,927	69,233	3,538
26. Burglary and theft	230	230	0	101	0	(74)	(12)	0	(6)	0	46	4
27. Boiler and machinery	61,778	56,163	0	28,536	38,283	59,070	24,129	0	147	588	5,500	1,441
28. Credit	0	0	0	0	0	0	0	0	0	0	0	0
33. Aggregate write-ins for other lines of business	0	0	0	0	0	0	0	0	0	0	0	0
34. TOTALS (a)	9,203,708	8,150,964	27,234	4,748,486	4,422,305	5,053,090	21,353,297	286,841	238,699	968,011	1,115,035	213,019
<b>DETAILS OF WRITE-INS</b>												
3301.	0	0	0	0	0	0	0	0	0	0	0	0
3302.	0	0	0	0	0	0	0	0	0	0	0	0
3303.	0	0	0	0	0	0	0	0	0	0	0	0
3398. Summary of remaining write-ins for Line 33 from overflow page	0	0	0	0	0	0	0	0	0	0	0	0
3399. Totals (Lines 3301 thru 3303 plus 3398) (Line 33 above)	0	0	0	0	0	0	0	0	0	0	0	0

(a) Finance and service charges not included in Line 1 to 34 \$ 469,016

24.MI



**ANNUAL STATEMENT FOR THE YEAR 2002 OF THE NATIONWIDE MUTUAL INSURANCE COMPANY**

**EXHIBIT OF PREMIUMS AND LOSSES (Statutory Page 14 Data)**

NAIC Group Code **0140**

**BUSINESS IN THE STATE OF Minnesota**

**DURING THE YEAR 2002**

NAIC Company Code **23787**

Line of Business	Gross Premiums, Including Policy and Membership Fees Less Return Premiums and Premiums on Policies not Taken		3 Dividends Paid or Credited to Policyholders on Direct Business	4 Direct Unearned Premium Reserves	5 Direct Losses Paid (deducting salvage)	6 Direct Losses Incurred	7 Direct Losses Unpaid	8 Direct Defense and Cost Containment Expense Paid	9 Direct Defense and Cost Containment Expense Incurred	10 Direct Defense and Cost Containment Expense Unpaid	11 Commissions and Brokerage Expenses	12 Taxes, Licenses, and Fees
	1 Direct Premiums Written	2 Direct Premiums Earned										
1. Fire	66,481	67,852	0	37,561	0	217,537	216,859	0	2,531	614	11,599	1,462
2.1 Allied lines	76,044	72,576	0	39,162	54,022	38,886	38,816	1,651	(3,377)	(10,106)	13,494	835
2.2 Multiple peril crop	0	0	0	0	0	0	0	0	0	0	0	0
2.3 Federal flood	0	0	0	0	0	462	545	0	498	379	0	0
3. Farmowners multiple peril	2,480,915	2,547,329	0	1,045,241	1,009,177	738,661	198,724	16,924	20,572	49,311	394,307	56,561
4. Homeowners multiple peril	0	0	0	0	0	(794)	(784)	0	334	(575)	0	115
5.1 Commercial multiple peril (non-liability portion)	362,834	285,882	0	168,823	61,829	93,599	38,050	1,101	5,765	5,658	62,830	10,714
5.2 Commercial multiple peril (liability portion)	252,462	217,165	0	105,963	15,521	(2,475)	119,714	5,397	21,065	67,381	45,063	7,765
6. Mortgage guaranty	0	0	0	0	0	0	0	0	0	0	0	0
8. Ocean marine	0	0	0	0	0	0	0	0	0	0	0	0
9. Inland marine	654,987	550,306	0	314,100	143,481	146,078	35,073	1,435	(4,575)	(2,823)	117,826	17,809
10. Financial guaranty	0	0	0	0	0	0	0	0	0	0	0	0
11. Medical malpractice	0	0	0	0	0	0	0	0	0	0	0	0
12. Earthquake	261	273	0	26	0	18	18	0	9	9	51	8
13. Group accident and health	347	441	0	115	0	(148)	100	0	(8)	5	0	7
14. Credit A & H (group and individual)	0	0	0	0	0	0	0	0	0	0	0	0
15.1 Collectively renewable A & H	0	0	0	0	0	0	0	0	0	0	0	0
15.2 Non-cancellable A & H	0	0	0	0	0	0	0	0	0	0	0	0
15.3 Guaranteed renewable A & H	0	0	0	0	0	0	0	0	0	0	0	0
15.4 Non-renewable for stated reasons only	0	0	0	0	0	0	0	0	0	0	0	0
15.5 Other accident only	0	4	0	0	0	0	2	0	0	0	0	1
15.6 All other A & H	0	0	0	0	0	0	0	0	0	0	0	0
15.7 Federal employees health benefits program premium	0	0	0	0	0	0	0	0	0	0	0	0
16. Workers' compensation	442,533	328,397	0	231,679	696,537	500,967	3,181,222	48,120	109,516	311,573	35,480	12,853
17. Other liability	590,380	370,761	0	417,612	8,142	(22,306)	1,176,253	(9,107)	(63,942)	211,940	90,706	16,315
18. Products liability	76,856	64,884	0	39,433	0	(50,193)	100,752	452	(18,985)	65,648	13,755	2,133
19.1 Private passenger auto no-fault (personal injury protection)	437,036	418,746	0	143,309	301,448	321,750	(9,970)	15,558	(15,281)	24,047	22,890	39,495
19.2 Other private passenger auto liability	1,655,461	1,656,987	0	575,573	532,118	1,429,334	2,371,454	77,883	77,843	158,741	104,513	131,862
19.3 Commercial auto no-fault (personal injury protection)	75,434	75,698	0	37,839	35,434	66,547	81,201	5,312	3,343	9,672	12,046	1,474
19.4 Other commercial auto liability	1,645,288	1,560,223	0	834,747	635,796	1,122,544	3,494,369	53,616	119,585	276,251	262,234	36,632
21.1 Private passenger auto physical damage	1,530,034	1,426,383	0	564,451	859,465	850,326	32,487	2,797	(3,813)	(647)	98,427	127,243
21.2 Commercial auto physical damage	817,947	736,832	0	403,552	536,548	544,431	38,922	1,676	(1,364)	(1,245)	130,425	20,907
22. Aircraft (all perils)	0	0	0	0	0	0	0	0	0	0	0	0
23. Fidelity	54,359	64,464	0	37,094	(274)	870	2,812	0	(211)	4,867	10,601	758
24. Surety	327,761	279,363	0	155,114	18,147	42,492	33,645	7,793	6,413	10,815	101,699	7,741
26. Burglary and theft	9,355	8,941	0	5,523	0	380	224	0	71	46	1,544	214
27. Boiler and machinery	39,260	32,443	0	17,773	11,180	14,154	3,003	0	(26)	(13)	6,187	1,378
28. Credit	0	0	0	0	0	0	0	0	0	0	0	0
33. Aggregate write-ins for other lines of business	0	0	0	0	0	0	0	0	0	0	0	0
34. TOTALS (a)	11,596,036	10,765,947	0	5,174,689	4,918,571	6,053,119	11,153,491	230,607	255,964	1,181,549	1,535,677	494,283
<b>DETAILS OF WRITE-INS</b>												
3301.	0	0	0	0	0	0	0	0	0	0	0	0
3302.	0	0	0	0	0	0	0	0	0	0	0	0
3303.	0	0	0	0	0	0	0	0	0	0	0	0
3398. Summary of remaining write-ins for Line 33 from overflow page	0	0	0	0	0	0	0	0	0	0	0	0
3399. Totals (Lines 3301 thru 3303 plus 3398) (Line 33 above)	0	0	0	0	0	0	0	0	0	0	0	0

(a) Finance and service charges not included in Line 1 to 34 \$ 151,484

24.MN



**ANNUAL STATEMENT FOR THE YEAR 2002 OF THE NATIONWIDE MUTUAL INSURANCE COMPANY**

**EXHIBIT OF PREMIUMS AND LOSSES (Statutory Page 14 Data)**

NAIC Group Code **0140**

**BUSINESS IN THE STATE OF Mississippi**

**DURING THE YEAR 2002**

NAIC Company Code **23787**

Line of Business	Gross Premiums, Including Policy and Membership Fees Less Return Premiums and Premiums on Policies not Taken		3 Dividends Paid or Credited to Policyholders on Direct Business	4 Direct Unearned Premium Reserves	5 Direct Losses Paid (deducting salvage)	6 Direct Losses Incurred	7 Direct Losses Unpaid	8 Direct Defense and Cost Containment Expense Paid	9 Direct Defense and Cost Containment Expense Incurred	10 Direct Defense and Cost Containment Expense Unpaid	11 Commissions and Brokerage Expenses	12 Taxes, Licenses and Fees
	1 Direct Premiums Written	2 Direct Premiums Earned										
1. Fire	15,465	17,388	0	5,822	0	(2,996)	(280)	0	(83)	371	1,264	666
2.1 Allied lines	13,046	14,485	0	3,414	374	(2,102)	(243)	0	(72)	297	1,015	629
2.2 Multiple peril crop	0	0	0	0	0	0	0	0	0	0	0	0
2.3 Federal flood	0	0	0	0	0	0	0	0	0	0	0	0
3. Farmowners multiple peril	0	4,012	0	0	0	(1,280)	227	0	(125)	326	88	(12)
4. Homeowners multiple peril	0	0	0	0	0	0	0	0	0	0	0	8,521
5.1 Commercial multiple peril (non-liability portion)	1,200,560	1,101,911	0	626,284	813,463	816,907	367,605	4,645	(4,224)	76,950	205,057	37,274
5.2 Commercial multiple peril (liability portion)	861,758	792,039	0	439,531	725,027	209,004	852,644	99,500	37,714	214,015	152,926	26,806
6. Mortgage guaranty	0	0	0	0	0	0	0	0	0	0	0	0
8. Ocean marine	0	0	0	0	0	0	0	0	0	0	0	0
9. Inland marine	80,106	75,860	0	10,059	0	(2,860)	135	0	249	738	7,915	2,961
10. Financial guaranty	0	0	0	0	0	0	0	0	0	0	0	0
11. Medical malpractice	0	0	0	0	0	(14)	385	0	(8)	250	0	0
12. Earthquake	0	0	0	0	0	0	0	0	(6)	0	0	201
13. Group accident and health	4,404	5,166	0	1,822	0	(888)	1,800	0	(47)	96	0	143
14. Credit A & H (group and individual)	0	0	0	0	0	0	0	0	0	0	0	0
15.1 Collectively renewable A & H	0	0	0	0	0	0	0	0	0	0	0	0
15.2 Non-cancellable A & H	0	0	0	0	0	0	0	0	0	0	0	0
15.3 Guaranteed renewable A & H	0	0	0	0	0	0	0	0	0	0	0	0
15.4 Non-renewable for stated reasons only	0	0	0	0	0	0	0	0	0	0	0	0
15.5 Other accident only	0	9	0	0	0	(15)	12	0	0	0	0	0
15.6 All other A & H	0	0	0	0	0	0	0	0	0	0	0	0
15.7 Federal employees health benefits program premium	0	0	0	0	0	0	0	0	0	0	0	0
16. Workers' compensation	378,186	432,058	8,122	151,452	465,439	283,755	946,417	15,506	(12,854)	59,391	22,677	11,442
17. Other liability	497,108	467,199	0	207,282	13,251	(145,762)	911,473	4,711	(35,387)	138,745	55,320	15,362
18. Products liability	81,234	75,624	0	31,674	0	(28,207)	61,176	0	(10,592)	40,341	10,151	2,523
19.1 Private passenger auto no-fault (personal injury protection)	0	0	0	0	0	0	0	0	0	0	0	0
19.2 Other private passenger auto liability	17,406,812	17,149,916	0	4,249,140	10,596,693	9,335,103	10,359,017	443,960	187,895	1,298,099	1,969,506	540,742
19.3 Commercial auto no-fault (personal injury protection)	0	0	0	0	0	0	0	0	0	0	0	0
19.4 Other commercial auto liability	564,568	554,690	0	275,023	360,740	425,863	1,276,930	57,194	16,917	82,592	65,622	17,425
21.1 Private passenger auto physical damage	12,418,557	12,401,219	0	3,058,946	7,340,740	7,124,346	378,508	14,141	494	18,839	1,413,204	384,296
21.2 Commercial auto physical damage	229,387	218,160	0	112,678	71,139	65,435	9,057	30	(468)	423	23,697	7,100
22. Aircraft (all perils)	0	0	0	0	0	0	0	0	0	0	0	0
23. Fidelity	250	530	0	106	0	46	122	0	(14)	14	31	7
24. Surety	0	0	0	0	(528)	(492)	(1)	0	(28)	4	0	0
26. Burglary and theft	0	0	0	0	0	2	0	0	0	0	0	0
27. Boiler and machinery	26,867	23,066	0	14,463	0	(1,561)	(29)	0	(28)	284	4,680	904
28. Credit	0	0	0	0	0	0	0	0	0	0	0	0
33. Aggregate write-ins for other lines of business	0	0	0	0	0	0	0	0	0	0	0	0
34. TOTALS (a)	33,778,307	33,333,330	8,122	9,187,695	20,386,338	18,074,284	15,164,956	639,687	179,333	1,931,775	3,933,156	1,056,989
<b>DETAILS OF WRITE-INS</b>												
3301.	0	0	0	0	0	0	0	0	0	0	0	0
3302.	0	0	0	0	0	0	0	0	0	0	0	0
3303.	0	0	0	0	0	0	0	0	0	0	0	0
3398. Summary of remaining write-ins for Line 33 from overflow page	0	0	0	0	0	0	0	0	0	0	0	0
3399. Totals (Lines 3301 thru 3303 plus 3398) (Line 33 above)	0	0	0	0	0	0	0	0	0	0	0	0

(a) Finance and service charges not included in Line 1 to 34 \$ 776,907

24.MS



**ANNUAL STATEMENT FOR THE YEAR 2002 OF THE NATIONWIDE MUTUAL INSURANCE COMPANY**

**EXHIBIT OF PREMIUMS AND LOSSES (Statutory Page 14 Data)**

NAIC Group Code **0140**

**BUSINESS IN THE STATE OF Missouri**

**DURING THE YEAR 2002**

NAIC Company Code **23787**

Line of Business	Gross Premiums, Including Policy and Membership Fees Less Return Premiums and Premiums on Policies not Taken		3 Dividends Paid or Credited to Policyholders on Direct Business	4 Direct Unearned Premium Reserves	5 Direct Losses Paid (deducting salvage)	6 Direct Losses Incurred	7 Direct Losses Unpaid	8 Direct Defense and Cost Containment Expense Paid	9 Direct Defense and Cost Containment Expense Incurred	10 Direct Defense and Cost Containment Expense Unpaid	11 Commissions and Brokerage Expenses	12 Taxes, Licenses, and Fees
	1 Direct Premiums Written	2 Direct Premiums Earned										
1. Fire	704,304	545,328	0	364,928	69,090	86,222	28,089	295	(3,036)	(1,834)	111,059	21,047
2.1 Allied lines	1,655,015	1,468,588	0	363,273	553,156	565,389	77,456	508	35,702	8,234	319,839	2,377
2.2 Multiple peril crop	0	0	0	0	0	0	0	0	0	0	0	0
2.3 Federal flood	0	0	0	0	0	96	113	0	105	72	0	0
3. Farmowners multiple peril	2,986,835	3,102,278	0	1,280,174	1,420,865	873,912	202,274	43,219	(36,147)	41,723	477,242	66,560
4. Homeowners multiple peril	(15,007)	668,735	0	0	1,327,719	702,011	172,725	38,850	1,596	53,727	(2,366)	(57,434)
5.1 Commercial multiple peril (non-liability portion)	1,446,536	1,251,667	0	759,806	300,287	353,391	70,798	847	(3,786)	7,263	250,749	38,295
5.2 Commercial multiple peril (liability portion)	1,601,686	1,493,574	0	748,827	501,562	963,816	1,056,867	64,084	321,230	449,856	271,539	39,433
6. Mortgage guaranty	0	0	0	0	0	0	0	0	0	0	0	0
8. Ocean marine	0	0	0	0	0	0	0	0	0	0	0	0
9. Inland marine	2,298,823	2,155,005	0	1,062,379	1,098,529	1,096,662	212,681	17,758	(6,765)	10,630	425,884	51,447
10. Financial guaranty	0	0	0	0	0	0	0	0	0	0	0	0
11. Medical malpractice	0	0	0	0	0	0	0	0	0	0	0	0
12. Earthquake	55,493	86,731	0	24,000	570	(1,370)	2,620	0	1,128	1,235	9,402	(28,777)
13. Group accident and health	0	0	0	0	0	0	0	0	0	0	0	0
14. Credit A & H (group and individual)	0	0	0	0	0	0	0	0	0	0	0	0
15.1 Collectively renewable A & H	0	0	0	0	0	0	0	0	0	0	0	0
15.2 Non-cancellable A & H	0	0	0	0	0	0	0	0	0	0	0	0
15.3 Guaranteed renewable A & H	0	0	0	0	0	0	0	0	0	0	0	0
15.4 Non-renewable for stated reasons only	0	0	0	0	0	0	0	0	0	0	0	0
15.5 Other accident only	0	22	0	0	0	7	12	0	0	0	0	(2)
15.6 All other A & H	0	0	0	0	0	0	0	0	0	0	0	0
15.7 Federal employees health benefits program premium	0	0	0	0	0	0	0	0	0	0	0	0
16. Workers' compensation	11,220,697	10,043,637	286,804	5,135,719	6,306,846	10,873,461	9,222,329	521,396	1,217,072	1,175,872	932,850	285,613
17. Other liability	869,640	741,125	0	588,680	4,906,098	4,825,659	1,863,111	8,293	85,099	401,143	146,426	(41,819)
18. Products liability	269,895	185,316	0	114,426	975	(4,900)	87,834	0	22,742	53,703	43,312	8,534
19.1 Private passenger auto no-fault (personal injury protection)	0	0	0	0	0	0	0	0	0	0	0	0
19.2 Other private passenger auto liability	2,558,846	2,486,289	0	858,693	1,230,904	1,894,316	1,564,520	33,067	16,594	147,416	163,440	(34,450)
19.3 Commercial auto no-fault (personal injury protection)	0	0	0	0	0	0	0	0	0	0	0	0
19.4 Other commercial auto liability	6,976,778	6,482,276	0	3,192,589	2,632,561	5,507,081	6,199,702	219,006	822,509	883,341	1,095,512	165,986
21.1 Private passenger auto physical damage	2,427,375	2,316,575	0	797,429	1,137,091	1,167,273	54,268	2,556	(1,295)	1,181	151,116	(27,001)
21.2 Commercial auto physical damage	2,848,371	2,643,661	0	1,321,335	1,435,134	1,372,141	52,510	14,160	(1,248)	(3,783)	450,090	66,781
22. Aircraft (all perils)	0	0	0	0	0	0	0	0	0	0	0	0
23. Fidelity	83,511	83,418	0	46,970	9,500	4,060	4,271	3,333	2,007	641	16,652	1,811
24. Surety	334,399	325,503	0	157,840	(3,610)	25,253	37,638	25,511	30,267	6,648	108,969	7,477
26. Burglary and theft	24,960	19,126	0	13,031	0	553	343	0	223	216	4,379	682
27. Boiler and machinery	24,263	20,386	0	11,446	0	121	259	0	(103)	12	3,849	815
28. Credit	0	0	0	0	0	0	0	0	0	0	0	0
33. Aggregate write-ins for other lines of business	0	0	0	0	0	0	0	0	0	0	0	0
34. TOTALS (a)	38,372,419	36,119,240	286,804	16,841,545	22,927,277	30,305,155	20,910,420	992,884	2,503,894	3,237,296	4,979,941	567,375
<b>DETAILS OF WRITE-INS</b>												
3301.	0	0	0	0	0	0	0	0	0	0	0	0
3302.	0	0	0	0	0	0	0	0	0	0	0	0
3303.	0	0	0	0	0	0	0	0	0	0	0	0
3398. Summary of remaining write-ins for Line 33 from overflow page	0	0	0	0	0	0	0	0	0	0	0	0
3399. Totals (Lines 3301 thru 3303 plus 3398) (Line 33 above)	0	0	0	0	0	0	0	0	0	0	0	0

(a) Finance and service charges not included in Line 1 to 34 \$ 517,512

24.MO



**ANNUAL STATEMENT FOR THE YEAR 2002 OF THE NATIONWIDE MUTUAL INSURANCE COMPANY**

**EXHIBIT OF PREMIUMS AND LOSSES (Statutory Page 14 Data)**

NAIC Group Code **0140**

**BUSINESS IN THE STATE OF Montana**

**DURING THE YEAR 2002**

NAIC Company Code **23787**

Line of Business	Gross Premiums, Including Policy and Membership Fees Less Return Premiums and Premiums on Policies not Taken		3 Dividends Paid or Credited to Policyholders on Direct Business	4 Direct Unearned Premium Reserves	5 Direct Losses Paid (deducting salvage)	6 Direct Losses Incurred	7 Direct Losses Unpaid	8 Direct Defense and Cost Containment Expense Paid	9 Direct Defense and Cost Containment Expense Incurred	10 Direct Defense and Cost Containment Expense Unpaid	11 Commissions and Brokerage Expenses	12 Taxes, Licenses, and Fees
	1 Direct Premiums Written	2 Direct Premiums Earned										
1. Fire	7,130	5,643	0	5,966	0	195	171	0	(23)	26	1,508	222
2.1 Allied lines	10,246	6,562	0	7,684	5,091	18,365	13,667	0	455	(181)	2,169	436
2.2 Multiple peril crop	0	0	0	0	0	0	0	0	0	0	0	0
2.3 Federal flood	0	0	0	0	0	16	19	0	14	11	0	0
3. Farmowners multiple peril	1,141,178	1,008,536	0	520,543	411,703	332,572	71,925	6,126	(2,043)	20,724	184,354	46,571
4. Homeowners multiple peril	0	0	0	0	0	(179)	(192)	0	82	(82)	0	160
5.1 Commercial multiple peril (non-liability portion)	81,913	82,880	0	46,367	4,000	10,140	5,077	2,399	(182)	3,001	17,133	2,337
5.2 Commercial multiple peril (liability portion)	41,644	44,682	0	23,204	51,491	(54,736)	36,079	10,993	(3,795)	29,320	7,771	1,008
6. Mortgage guaranty	0	0	0	0	0	0	0	0	0	0	0	0
8. Ocean marine	0	0	0	0	0	0	0	0	0	0	0	0
9. Inland marine	84,878	75,835	0	44,353	19,718	61,241	41,766	130	(318)	(408)	15,636	(1,292)
10. Financial guaranty	0	0	0	0	0	0	0	0	0	0	0	0
11. Medical malpractice	0	0	0	0	0	0	0	0	0	0	0	0
12. Earthquake	670	892	0	238	0	(14)	6	0	12	8	108	19
13. Group accident and health	0	0	0	0	0	0	0	0	0	0	0	0
14. Credit A & H (group and individual)	0	0	0	0	0	0	0	0	0	0	0	0
15.1 Collectively renewable A & H	0	0	0	0	0	0	0	0	0	0	0	0
15.2 Non-cancellable A & H	0	0	0	0	0	0	0	0	0	0	0	0
15.3 Guaranteed renewable A & H	0	0	0	0	0	0	0	0	0	0	0	0
15.4 Non-renewable for stated reasons only	0	0	0	0	0	0	0	0	0	0	0	0
15.5 Other accident only	0	0	0	0	0	0	0	0	0	0	0	0
15.6 All other A & H	0	0	0	0	0	0	0	0	0	0	0	0
15.7 Federal employees health benefits program premium	0	0	0	0	0	0	0	0	0	0	0	0
16. Workers' compensation	(7,801)	(199)	0	700	0	(18,101)	7,644	0	(3,002)	(807)	(687)	(901)
17. Other liability	100,922	14,699	0	116,597	0	(10,997)	95,729	217	49,943	62,153	15,840	4,231
18. Products liability	2,663	2,022	0	1,311	0	(3,097)	1,732	0	(1,287)	1,150	510	49
19.1 Private passenger auto no-fault (personal injury protection)	0	0	0	0	0	0	0	0	0	0	0	0
19.2 Other private passenger auto liability	2,117,086	1,993,705	0	651,076	1,609,957	1,867,090	1,460,588	94,624	84,679	162,153	74,968	70,707
19.3 Commercial auto no-fault (personal injury protection)	0	0	0	0	0	0	0	0	0	0	0	0
19.4 Other commercial auto liability	517,305	455,044	0	253,708	97,826	268,228	357,138	9,073	60,956	76,192	82,902	20,183
21.1 Private passenger auto physical damage	2,219,796	2,054,839	0	701,397	1,206,086	1,230,957	68,853	5,810	4,407	1,388	85,450	74,288
21.2 Commercial auto physical damage	212,025	177,956	0	109,974	60,595	76,344	14,834	552	(479)	(551)	33,854	8,554
22. Aircraft (all perils)	0	0	0	0	0	0	0	0	0	0	0	0
23. Fidelity	1,948	2,407	0	1,702	0	18	62	0	15	13	331	52
24. Surety	13,950	20,357	0	10,266	0	2,096	2,753	0	585	558	4,269	266
26. Burglary and theft	545	547	0	285	0	19	19	0	6	8	88	17
27. Boiler and machinery	8,684	4,206	0	4,478	0	48	48	0	(1)	(1)	1,398	544
28. Credit	0	0	0	0	0	0	0	0	0	0	0	0
33. Aggregate write-ins for other lines of business	0	0	0	0	0	0	0	0	0	0	0	0
34. TOTALS (a)	6,554,783	5,950,613	0	2,499,852	3,466,466	3,780,208	2,177,917	129,925	190,023	354,675	527,602	227,449
<b>DETAILS OF WRITE-INS</b>												
3301.	0	0	0	0	0	0	0	0	0	0	0	0
3302.	0	0	0	0	0	0	0	0	0	0	0	0
3303.	0	0	0	0	0	0	0	0	0	0	0	0
3398. Summary of remaining write-ins for Line 33 from overflow page	0	0	0	0	0	0	0	0	0	0	0	0
3399. Totals (Lines 3301 thru 3303 plus 3398) (Line 33 above)	0	0	0	0	0	0	0	0	0	0	0	0

(a) Finance and service charges not included in Line 1 to 34 \$ 95,840

24.MT



**ANNUAL STATEMENT FOR THE YEAR 2002 OF THE NATIONWIDE MUTUAL INSURANCE COMPANY**

**EXHIBIT OF PREMIUMS AND LOSSES (Statutory Page 14 Data)**

NAIC Group Code **0140**

**BUSINESS IN THE STATE OF Nebraska**

**DURING THE YEAR 2002**

NAIC Company Code **23787**

Line of Business	Gross Premiums, Including Policy and Membership Fees Less Return Premiums and Premiums on Policies not Taken		3 Dividends Paid or Credited to Policyholders on Direct Business	4 Direct Unearned Premium Reserves	5 Direct Losses Paid (deducting salvage)	6 Direct Losses Incurred	7 Direct Losses Unpaid	8 Direct Defense and Cost Containment Expense Paid	9 Direct Defense and Cost Containment Expense Incurred	10 Direct Defense and Cost Containment Expense Unpaid	11 Commissions and Brokerage Expenses	12 Taxes, Licenses, and Fees
	1 Direct Premiums Written	2 Direct Premiums Earned										
1. Fire	70,366	73,061	0	37,638	1,207	45,174	37,888	0	(662)	(865)	13,700	1,376
2.1 Allied lines	132,953	134,469	0	66,826	106,823	167,822	62,245	969	(5,909)	(3,168)	26,249	2,787
2.2 Multiple peril crop	0	0	0	0	0	0	0	0	0	0	0	0
2.3 Federal flood	0	0	0	0	0	1,089	1,286	0	1,219	896	0	0
3. Farmowners multiple peril	2,680,120	2,671,864	0	1,119,664	1,273,706	1,479,569	732,303	14,202	(34,278)	10,949	422,429	59,532
4. Homeowners multiple peril	0	0	0	0	0	0	0	0	0	0	0	83
5.1 Commercial multiple peril (non-liability portion)	1,105,079	1,082,195	0	523,202	542,248	580,736	79,759	5,347	1,219	(5,448)	208,172	21,200
5.2 Commercial multiple peril (liability portion)	599,560	539,601	0	287,157	117,399	212,443	398,749	25,621	113,810	142,047	114,807	15,003
6. Mortgage guaranty	0	0	0	0	0	0	0	0	0	0	0	0
8. Ocean marine	0	0	0	0	0	0	0	0	0	0	0	0
9. Inland marine	1,358,997	1,242,776	0	634,387	410,599	431,365	82,189	1,685	(5,913)	(5,103)	273,463	32,604
10. Financial guaranty	0	0	0	0	0	0	0	0	0	0	0	0
11. Medical malpractice	0	0	0	0	0	0	0	0	0	0	0	(24)
12. Earthquake	856	885	0	458	0	25	35	0	38	30	166	0
13. Group accident and health	0	0	0	0	0	0	0	0	0	0	0	0
14. Credit A & H (group and individual)	0	0	0	0	0	0	0	0	0	0	0	0
15.1 Collectively renewable A & H	0	0	0	0	0	0	0	0	0	0	0	0
15.2 Non-cancellable A & H	0	0	0	0	0	0	0	0	0	0	0	0
15.3 Guaranteed renewable A & H	0	0	0	0	0	0	0	0	0	0	0	0
15.4 Non-renewable for stated reasons only	0	0	0	0	0	0	0	0	0	0	0	0
15.5 Other accident only	0	0	0	0	0	0	0	0	0	0	0	0
15.6 All other A & H	0	0	0	0	0	0	0	0	0	0	0	0
15.7 Federal employees health benefits program premium	0	0	0	0	0	0	0	0	0	0	0	0
16. Workers' compensation	6,732,280	5,911,694	127,331	3,179,373	2,961,034	4,803,209	6,825,961	165,606	324,646	597,406	599,688	174,949
17. Other liability	470,351	385,177	0	333,323	50,237	(41,391)	875,714	3,367	35,970	161,368	90,568	8,391
18. Products liability	165,941	115,660	0	78,989	4,056	(7,006)	48,254	903	8,759	28,750	31,209	5,423
19.1 Private passenger auto no-fault (personal injury protection)	0	0	0	0	0	0	0	0	0	0	0	0
19.2 Other private passenger auto liability	1,474,209	1,426,824	0	543,216	943,359	1,014,046	1,329,423	63,433	67,739	119,727	139,552	2,876
19.3 Commercial auto no-fault (personal injury protection)	0	0	0	0	0	0	0	0	0	0	0	0
19.4 Other commercial auto liability	3,044,643	2,789,202	0	1,429,814	1,695,779	474,397	1,918,965	62,589	245,853	336,857	475,136	68,235
21.1 Private passenger auto physical damage	1,730,584	1,667,013	0	648,220	891,045	841,449	(26,446)	4,945	3,640	2,216	178,054	10,514
21.2 Commercial auto physical damage	1,936,510	1,817,734	0	913,207	1,001,412	944,092	(20,739)	3,975	(10,283)	(12,625)	306,187	37,455
22. Aircraft (all perils)	0	0	0	0	0	0	0	0	0	0	0	0
23. Fidelity	40,421	52,277	0	28,398	11,092	11,532	1,846	0	(252)	971	7,763	126
24. Surety	423,293	426,272	0	213,483	24,612	57,057	46,568	(828)	1,757	10,856	133,470	9,760
26. Burglary and theft	50,766	42,908	0	23,321	0	(23,403)	1,401	0	297	394	10,318	1,245
27. Boiler and machinery	59,307	48,409	0	26,494	963	1,708	745	0	(28)	(28)	9,301	2,014
28. Credit	0	0	0	0	0	0	0	0	0	0	0	0
33. Aggregate write-ins for other lines of business	0	0	0	0	0	0	0	0	0	0	0	0
34. TOTALS (a)	22,076,234	20,428,019	127,331	10,087,172	10,035,570	10,993,915	12,396,144	351,815	747,623	1,385,229	3,040,232	453,550
<b>DETAILS OF WRITE-INS</b>												
3301.	0	0	0	0	0	0	0	0	0	0	0	0
3302.	0	0	0	0	0	0	0	0	0	0	0	0
3303.	0	0	0	0	0	0	0	0	0	0	0	0
3398. Summary of remaining write-ins for Line 33 from overflow page	0	0	0	0	0	0	0	0	0	0	0	0
3399. Totals (Lines 3301 thru 3303 plus 3398) (Line 33 above)	0	0	0	0	0	0	0	0	0	0	0	0

(a) Finance and service charges not included in Line 1 to 34 \$ 298,886

24.NE



**ANNUAL STATEMENT FOR THE YEAR 2002 OF THE NATIONWIDE MUTUAL INSURANCE COMPANY**

**EXHIBIT OF PREMIUMS AND LOSSES (Statutory Page 14 Data)**

NAIC Group Code **0140**

**BUSINESS IN THE STATE OF Nevada**

**DURING THE YEAR 2002**

NAIC Company Code **23787**

Line of Business	Gross Premiums, Including Policy and Membership Fees Less Return Premiums and Premiums on Policies not Taken		3 Dividends Paid or Credited to Policyholders on Direct Business	4 Direct Unearned Premium Reserves	5 Direct Losses Paid (deducting salvage)	6 Direct Losses Incurred	7 Direct Losses Unpaid	8 Direct Defense and Cost Containment Expense Paid	9 Direct Defense and Cost Containment Expense Incurred	10 Direct Defense and Cost Containment Expense Unpaid	11 Commissions and Brokerage Expenses	12 Taxes, Licenses, and Fees
	1 Direct Premiums Written	2 Direct Premiums Earned										
1. Fire	194,244	177,729	0	106,360	60,995	69,219	9,058	2,313	1,743	631	25,542	7,319
2.1 Allied lines	171,043	153,516	0	94,690	128,943	114,894	43,303	6,836	4,765	215	21,908	6,789
2.2 Multiple peril crop	0	0	0	0	0	0	0	0	0	0	0	0
2.3 Federal flood	0	0	0	0	0	35	39	0	42	23	0	0
3. Farmowners multiple peril	524,449	512,762	0	238,466	157,653	198,823	140,267	2,924	20,619	25,637	82,279	5,009
4. Homeowners multiple peril	(13,305)	405,002	0	180	201,491	105,761	52,996	14,739	5,065	41,889	(1,433)	(32,825)
5.1 Commercial multiple peril (non-liability portion)	507,810	1,054,796	0	205,257	1,322,537	696,728	318,012	818,799	719,147	87,625	81,862	(56,180)
5.2 Commercial multiple peril (liability portion)	1,213,246	1,226,580	0	435,587	314,585	891,665	1,366,196	251,802	904,360	1,039,232	191,649	51,574
6. Mortgage guaranty	0	0	0	0	0	0	0	0	0	0	0	0
8. Ocean marine	0	0	0	0	0	0	0	0	0	0	0	0
9. Inland marine	313,406	324,425	0	136,881	30,230	13,950	5,584	(22)	(559)	(762)	52,470	11,051
10. Financial guaranty	0	0	0	0	0	0	0	0	0	0	0	0
11. Medical malpractice	0	888	0	0	0	18	18	0	0	0	0	(37)
12. Earthquake	1,629	8,156	0	721	0	(236)	327	0	(58)	133	225	(519)
13. Group accident and health	0	0	0	0	0	0	0	0	0	0	0	0
14. Credit A & H (group and individual)	0	0	0	0	0	0	0	0	0	0	0	0
15.1 Collectively renewable A & H	0	0	0	0	0	0	0	0	0	0	0	0
15.2 Non-cancellable A & H	0	0	0	0	0	0	0	0	0	0	0	0
15.3 Guaranteed renewable A & H	0	0	0	0	0	0	0	0	0	0	0	0
15.4 Non-renewable for stated reasons only	0	0	0	0	0	0	0	0	0	0	0	0
15.5 Other accident only	0	4	0	0	0	1	2	0	0	0	0	0
15.6 All other A & H	0	0	0	0	0	0	0	0	0	0	0	0
15.7 Federal employees health benefits program premium	0	0	0	0	0	0	0	0	0	0	0	0
16. Workers' compensation	0	188	0	0	0	4	251	0	(8)	45	0	(4)
17. Other liability	198,923	154,206	0	116,476	9,750	8,394	313,946	13,353	28,536	111,250	25,882	9,069
18. Products liability	67,694	51,891	0	43,114	5,400	17,666	100,704	11,484	15,701	81,795	10,711	2,828
19.1 Private passenger auto no-fault (personal injury protection)	0	0	0	0	0	0	0	0	0	0	0	0
19.2 Other private passenger auto liability	9,203,135	9,082,179	0	2,643,253	5,808,153	7,424,976	6,351,970	432,524	382,381	889,679	277,996	267,973
19.3 Commercial auto no-fault (personal injury protection)	0	0	0	0	0	0	0	0	0	0	0	2
19.4 Other commercial auto liability	1,375,294	1,267,239	0	608,965	370,757	1,042,368	1,406,914	55,374	19,746	176,796	218,924	58,000
21.1 Private passenger auto physical damage	5,043,710	5,075,268	0	1,479,636	2,892,627	2,980,105	158,150	26,844	14,846	8,867	182,534	148,392
21.2 Commercial auto physical damage	641,221	618,844	0	265,113	167,540	175,402	6,917	3,722	183	(1,187)	101,423	27,120
22. Aircraft (all perils)	0	0	0	0	0	0	0	0	0	0	0	0
23. Fidelity	7,948	7,639	0	6,976	0	(166)	71	0	(77)	820	1,691	398
24. Surety	109,690	112,428	0	48,736	(18,975)	(8,177)	15,743	62,963	63,661	4,076	37,643	5,321
26. Burglary and theft	9,989	9,037	0	3,972	0	118	83	0	5	(9)	1,730	381
27. Boiler and machinery	2,300	862	0	1,438	0	(11)	40	0	0	0	358	166
28. Credit	0	0	0	0	0	0	0	0	0	0	0	0
33. Aggregate write-ins for other lines of business	0	0	0	0	0	0	0	0	0	0	0	0
34. TOTALS (a)	19,572,425	20,243,638	0	6,435,819	11,451,684	13,731,537	10,290,591	1,703,655	2,180,097	2,466,755	1,313,393	511,824
<b>DETAILS OF WRITE-INS</b>												
3301.	0	0	0	0	0	0	0	0	0	0	0	0
3302.	0	0	0	0	0	0	0	0	0	0	0	0
3303.	0	0	0	0	0	0	0	0	0	0	0	0
3398. Summary of remaining write-ins for Line 33 from overflow page	0	0	0	0	0	0	0	0	0	0	0	0
3399. Totals (Lines 3301 thru 3303 plus 3398) (Line 33 above)	0	0	0	0	0	0	0	0	0	0	0	0

(a) Finance and service charges not included in Line 1 to 34 \$ 228,633

24.NV



**ANNUAL STATEMENT FOR THE YEAR 2002 OF THE NATIONWIDE MUTUAL INSURANCE COMPANY**

**EXHIBIT OF PREMIUMS AND LOSSES (Statutory Page 14 Data)**

NAIC Group Code **0140**

**BUSINESS IN THE STATE OF New Hampshire**

**DURING THE YEAR 2002**

NAIC Company Code **23787**

Line of Business	Gross Premiums, Including Policy and Membership Fees Less Return Premiums and Premiums on Policies not Taken		3 Dividends Paid or Credited to Policyholders on Direct Business	4 Direct Unearned Premium Reserves	5 Direct Losses Paid (deducting salvage)	6 Direct Losses Incurred	7 Direct Losses Unpaid	8 Direct Defense and Cost Containment Expense Paid	9 Direct Defense and Cost Containment Expense Incurred	10 Direct Defense and Cost Containment Expense Unpaid	11 Commissions and Brokerage Expenses	12 Taxes, Licenses, and Fees
	1 Direct Premiums Written	2 Direct Premiums Earned										
1. Fire	1,004	407	0	601	0	(49)	(15)	0	0	15	178	43
2.1 Allied lines	589	268	0	365	0	(41)	(12)	0	(4)	6	107	30
2.2 Multiple peril crop	0	0	0	0	0	0	0	0	0	0	0	0
2.3 Federal flood	0	0	0	0	0	0	0	0	0	0	0	0
3. Farmowners multiple peril	0	0	0	0	0	0	0	0	0	0	0	0
4. Homeowners multiple peril	0	0	0	0	0	0	0	0	0	0	0	1,741
5.1 Commercial multiple peril (non-liability portion)	639,317	549,025	0	326,486	194,067	161,763	98,103	4,030	(2,425)	43,796	107,042	13,654
5.2 Commercial multiple peril (liability portion)	733,133	663,130	0	356,052	152,977	206,033	732,666	51,217	(15,351)	143,647	121,168	15,678
6. Mortgage guaranty	0	0	0	0	0	0	0	0	0	0	0	0
8. Ocean marine	0	0	0	0	0	0	0	0	0	0	0	0
9. Inland marine	8,938	15,766	0	4,553	748	(1,005)	(115)	0	(29)	245	(3,532)	328
10. Financial guaranty	0	0	0	0	0	0	0	0	0	0	0	0
11. Medical malpractice	101	100	0	72	0	(43)	72	0	(11)	51	11	2
12. Earthquake	0	0	0	0	0	0	0	0	0	0	0	6
13. Group accident and health	0	0	0	0	0	0	0	0	0	0	0	0
14. Credit A & H (group and individual)	0	0	0	0	0	0	0	0	0	0	0	0
15.1 Collectively renewable A & H	0	0	0	0	0	0	0	0	0	0	0	0
15.2 Non-cancellable A & H	0	0	0	0	0	0	0	0	0	0	0	0
15.3 Guaranteed renewable A & H	0	0	0	0	0	0	0	0	0	0	0	0
15.4 Non-renewable for stated reasons only	0	0	0	0	0	0	0	0	0	0	0	0
15.5 Other accident only	0	8	0	0	0	2	4	0	0	0	0	0
15.6 All other A & H	0	0	0	0	0	0	0	0	0	0	0	0
15.7 Federal employees health benefits program premium	0	0	0	0	0	0	0	0	0	0	0	0
16. Workers' compensation	788,953	856,253	19,525	248,982	870,111	839,533	1,604,273	35,332	30,250	75,999	56,529	17,000
17. Other liability	312,670	294,463	0	150,634	6,433	(4,392)	441,672	2,705	(5,943)	38,640	28,959	6,637
18. Products liability	45,365	44,448	0	22,633	0	(3,083)	25,546	0	483	14,963	4,837	979
19.1 Private passenger auto no-fault (personal injury protection)	0	0	0	0	0	0	0	0	0	0	0	0
19.2 Other private passenger auto liability	13,109,320	13,274,888	0	3,165,025	8,049,558	8,855,852	9,931,365	270,050	69,925	902,000	1,539,464	288,425
19.3 Commercial auto no-fault (personal injury protection)	0	0	0	0	0	0	0	0	0	0	0	0
19.4 Other commercial auto liability	454,880	307,011	0	281,698	45,749	95,349	205,871	1,009	(3,328)	27,467	61,758	9,605
21.1 Private passenger auto physical damage	9,793,813	9,662,340	0	2,426,690	6,197,737	6,054,961	316,370	20,035	13,999	15,198	1,120,231	213,344
21.2 Commercial auto physical damage	136,320	107,878	0	77,830	85,090	82,756	4,618	10	(193)	192	21,848	2,921
22. Aircraft (all perils)	0	0	0	0	0	0	0	0	0	0	0	0
23. Fidelity	0	0	0	0	0	3	0	0	0	0	0	0
24. Surety	0	0	0	0	0	1	0	0	0	0	0	0
26. Burglary and theft	0	0	0	0	0	0	0	0	0	0	0	0
27. Boiler and machinery	31,861	28,464	0	16,255	1,174	(740)	(12)	0	51	351	5,315	899
28. Credit	0	0	0	0	0	0	0	0	0	0	0	0
33. Aggregate write-ins for other lines of business	0	0	0	0	0	0	0	0	0	0	0	0
34. TOTALS (a)	26,056,263	25,804,449	19,525	7,077,876	15,603,644	16,286,901	13,360,405	384,388	87,423	1,262,570	3,063,916	571,292
<b>DETAILS OF WRITE-INS</b>												
3301.	0	0	0	0	0	0	0	0	0	0	0	0
3302.	0	0	0	0	0	0	0	0	0	0	0	0
3303.	0	0	0	0	0	0	0	0	0	0	0	0
3398. Summary of remaining write-ins for Line 33 from overflow page	0	0	0	0	0	0	0	0	0	0	0	0
3399. Totals (Lines 3301 thru 3303 plus 3398) (Line 33 above)	0	0	0	0	0	0	0	0	0	0	0	0

(a) Finance and service charges not included in Line 1 to 34 \$ 191,248

24.NH



ANNUAL STATEMENT FOR THE YEAR 2002 OF THE NATIONWIDE MUTUAL INSURANCE COMPANY

EXHIBIT OF PREMIUMS AND LOSSES (Statutory Page 14 Data)

NAIC Group Code 0140

BUSINESS IN THE STATE OF New Jersey

DURING THE YEAR 2002

NAIC Company Code 23787

Line of Business	Gross Premiums, Including Policy and Membership Fees Less Return Premiums and Premiums on Policies not Taken		3 Dividends Paid or Credited to Policyholders on Direct Business	4 Direct Unearned Premium Reserves	5 Direct Losses Paid (deducting salvage)	6 Direct Losses Incurred	7 Direct Losses Unpaid	8 Direct Defense and Cost Containment Expense Paid	9 Direct Defense and Cost Containment Expense Incurred	10 Direct Defense and Cost Containment Expense Unpaid	11 Commissions and Brokerage Expenses	12 Taxes, Licenses, and Fees
	1 Direct Premiums Written	2 Direct Premiums Earned										
1. Fire	0	0	0	0	0	0	0	0	0	0	0	0
2.1 Allied lines	0	0	0	0	0	0	0	0	0	0	0	0
2.2 Multiple peril crop	0	0	0	0	0	0	0	0	0	0	0	0
2.3 Federal flood	0	0	0	0	0	0	0	0	0	0	0	0
3. Farmowners multiple peril	0	0	0	0	0	0	0	0	0	0	0	0
4. Homeowners multiple peril	0	0	0	0	0	0	0	0	0	0	0	0
5.1 Commercial multiple peril (non-liability portion)	0	0	0	0	0	0	0	0	0	0	0	8
5.2 Commercial multiple peril (liability portion)	0	0	0	0	0	(98)	(69)	0	1	1	0	4
6. Mortgage guaranty	0	0	0	0	0	0	0	0	0	0	0	0
8. Ocean marine	0	0	0	0	0	0	0	0	0	0	0	0
9. Inland marine	0	0	0	0	0	0	0	0	0	0	0	0
10. Financial guaranty	0	0	0	0	0	0	0	0	0	0	0	0
11. Medical malpractice	0	0	0	0	0	0	6	0	0	0	0	0
12. Earthquake	0	0	0	0	0	0	0	0	0	0	0	0
13. Group accident and health	892	2,660	16,842	211	2,422	2,855	300	0	24	16	0	19
14. Credit A & H (group and individual)	0	0	0	0	0	0	0	0	0	0	0	0
15.1 Collectively renewable A & H	274,048	270,669	0	72,132	534,488	(1,027,742)	1,576,900	0	(96,889)	84,125	0	5,768
15.2 Non-cancellable A & H	0	0	0	0	0	0	0	0	0	0	0	0
15.3 Guaranteed renewable A & H	0	0	0	0	0	0	0	0	0	0	0	0
15.4 Non-renewable for stated reasons only	0	0	0	0	0	0	0	0	0	0	0	0
15.5 Other accident only	0	5	0	0	0	1	3	0	0	0	0	(8)
15.6 All other A & H	0	0	0	0	0	0	0	0	0	0	0	0
15.7 Federal employees health benefits program premium	0	0	0	0	0	0	0	0	0	0	0	0
16. Workers' compensation	0	0	0	0	50,416	(16,975)	457,033	424	2,937	(235)	0	14
17. Other liability	0	0	0	0	0	505	42,406	0	5,118	32,007	0	(5)
18. Products liability	0	0	0	0	0	1	102	0	1	1	0	1
19.1 Private passenger auto no-fault (personal injury protection)	0	0	0	0	485,281	16,573	43,675,685	1,137	60	25,266	0	0
19.2 Other private passenger auto liability	0	0	0	0	0	(19)	(12)	0	0	0	0	0
19.3 Commercial auto no-fault (personal injury protection)	0	13	0	0	0	(53)	44	0	(5)	4	0	1
19.4 Other commercial auto liability	0	251	0	0	0	(515)	2,797	0	(64)	216	0	23
21.1 Private passenger auto physical damage	0	0	0	0	0	12	(1)	0	0	0	0	0
21.2 Commercial auto physical damage	0	0	0	0	0	0	0	0	0	0	0	5
22. Aircraft (all perils)	0	0	0	0	0	0	0	0	0	0	0	0
23. Fidelity	0	0	0	0	0	0	0	0	0	0	0	0
24. Surety	0	0	0	0	0	0	0	0	0	0	0	0
26. Burglary and theft	0	0	0	0	0	0	0	0	0	0	0	0
27. Boiler and machinery	0	0	0	0	0	0	0	0	0	0	0	0
28. Credit	0	0	0	0	0	0	0	0	0	0	0	0
33. Aggregate write-ins for other lines of business	0	0	0	0	0	0	0	0	0	0	0	0
34. TOTALS (a)	274,940	273,598	16,842	72,342	1,072,607	(1,025,454)	45,755,195	1,562	(88,817)	141,401	0	5,832
<b>DETAILS OF WRITE-INS</b>												
3301.	0	0	0	0	0	0	0	0	0	0	0	0
3302.	0	0	0	0	0	0	0	0	0	0	0	0
3303.	0	0	0	0	0	0	0	0	0	0	0	0
3398. Summary of remaining write-ins for Line 33 from overflow page	0	0	0	0	0	0	0	0	0	0	0	0
3399. Totals (Lines 3301 thru 3303 plus 3398) (Line 33 above)	0	0	0	0	0	0	0	0	0	0	0	0

(a) Finance and service charges not included in Line 1 to 34 \$ 25

24.NJ



**ANNUAL STATEMENT FOR THE YEAR 2002 OF THE NATIONWIDE MUTUAL INSURANCE COMPANY**

**EXHIBIT OF PREMIUMS AND LOSSES (Statutory Page 14 Data)**

NAIC Group Code **0140**

**BUSINESS IN THE STATE OF New Mexico**

**DURING THE YEAR 2002**

NAIC Company Code **23787**

Line of Business	Gross Premiums, Including Policy and Membership Fees Less Return Premiums and Premiums on Policies not Taken		3 Dividends Paid or Credited to Policyholders on Direct Business	4 Direct Unearned Premium Reserves	5 Direct Losses Paid (deducting salvage)	6 Direct Losses Incurred	7 Direct Losses Unpaid	8 Direct Defense and Cost Containment Expense Paid	9 Direct Defense and Cost Containment Expense Incurred	10 Direct Defense and Cost Containment Expense Unpaid	11 Commissions and Brokerage Expenses	12 Taxes, Licenses, and Fees
	1 Direct Premiums Written	2 Direct Premiums Earned										
1. Fire	18,543	8,076	0	10,719	0	121	127	0	16	9	2,928	1,117
2.1 Allied lines	15,177	6,953	0	8,769	1,207	1,256	166	0	133	(23)	2,396	900
2.2 Multiple peril crop	0	0	0	0	0	0	0	0	0	0	0	0
2.3 Federal flood	0	0	0	0	0	0	0	0	0	0	0	0
3. Farmowners multiple peril	11,309	3,720	0	7,589	0	(178)	47	0	(23)	29	1,807	688
4. Homeowners multiple peril	0	0	0	0	0	0	0	0	0	0	0	0
5.1 Commercial multiple peril (non-liability portion)	188,034	84,633	0	119,225	16,024	19,320	3,760	0	5	207	29,686	10,695
5.2 Commercial multiple peril (liability portion)	234,813	72,759	0	168,823	0	(9,864)	11,626	0	1,568	6,839	37,033	14,036
6. Mortgage guaranty	0	0	0	0	0	0	0	0	0	0	0	0
8. Ocean marine	0	0	0	0	0	0	0	0	0	0	0	0
9. Inland marine	164,078	83,174	0	91,068	99,472	118,118	18,910	0	472	454	26,549	9,579
10. Financial guaranty	0	0	0	0	0	0	0	0	0	0	0	0
11. Medical malpractice	0	0	0	0	0	0	0	0	0	0	0	0
12. Earthquake	0	0	0	0	0	0	0	0	0	0	0	0
13. Group accident and health	996	1,735	64	0	0	(2,174)	400	0	(115)	22	0	30
14. Credit A & H (group and individual)	0	0	0	0	0	0	0	0	0	0	0	0
15.1 Collectively renewable A & H	0	0	0	0	0	(1,088)	0	0	(58)	0	0	0
15.2 Non-cancellable A & H	0	0	0	0	0	0	0	0	0	0	0	0
15.3 Guaranteed renewable A & H	0	0	0	0	0	0	0	0	0	0	0	0
15.4 Non-renewable for stated reasons only	0	0	0	0	0	0	0	0	0	0	0	0
15.5 Other accident only	0	0	0	0	0	(1)	0	0	0	0	0	0
15.6 All other A & H	0	0	0	0	0	0	0	0	0	0	0	0
15.7 Federal employees health benefits program premium	0	0	0	0	0	0	0	0	0	0	0	0
16. Workers' compensation	212	229	0	0	9,895	(8,862)	16,097	480	(1,035)	1,791	0	2,956
17. Other liability	94,404	39,840	0	58,572	0	72,986	88,805	0	5,793	13,707	14,892	14,425
18. Products liability	18,397	6,944	0	11,453	0	1,789	3,638	0	344	1,911	2,902	1,119
19.1 Private passenger auto no-fault (personal injury protection)	0	0	0	0	0	0	0	0	0	0	0	0
19.2 Other private passenger auto liability	173,854	96,462	0	97,957	13,515	78,120	69,472	0	5,246	5,565	27,320	9,731
19.3 Commercial auto no-fault (personal injury protection)	0	0	0	0	0	0	0	0	0	0	0	0
19.4 Other commercial auto liability	1,247,393	606,415	0	735,353	80,054	571,629	504,270	247	22,077	24,166	196,130	71,929
21.1 Private passenger auto physical damage	178,445	93,566	0	104,112	36,107	62,553	26,454	71	248	187	27,905	10,087
21.2 Commercial auto physical damage	275,207	131,133	0	166,277	49,424	62,352	13,173	169	1,132	988	43,226	15,822
22. Aircraft (all perils)	0	0	0	0	0	0	0	0	0	0	0	0
23. Fidelity	2,152	1,079	0	1,073	0	(27)	(13)	0	(13)	(17)	350	129
24. Surety	11,867	11,401	0	6,357	0	(12)	622	0	(227)	(382)	3,891	459
26. Burglary and theft	10,372	5,969	0	5,577	3,186	3,323	137	0	(4)	(4)	1,817	581
27. Boiler and machinery	24	6	0	18	0	(1)	2	0	0	0	4	1
28. Credit	0	0	0	0	0	0	0	0	0	0	0	0
33. Aggregate write-ins for other lines of business	0	0	0	0	0	0	0	0	0	0	0	0
34. TOTALS (a)	2,645,277	1,254,094	64	1,592,942	308,885	969,360	757,694	967	35,558	55,449	418,836	164,284
<b>DETAILS OF WRITE-INS</b>												
3301.	0	0	0	0	0	0	0	0	0	0	0	0
3302.	0	0	0	0	0	0	0	0	0	0	0	0
3303.	0	0	0	0	0	0	0	0	0	0	0	0
3398. Summary of remaining write-ins for Line 33 from overflow page	0	0	0	0	0	0	0	0	0	0	0	0
3399. Totals (Lines 3301 thru 3303 plus 3398) (Line 33 above)	0	0	0	0	0	0	0	0	0	0	0	0

(a) Finance and service charges not included in Line 1 to 34 \$ 35,663

24.NM



**ANNUAL STATEMENT FOR THE YEAR 2002 OF THE NATIONWIDE MUTUAL INSURANCE COMPANY**

**EXHIBIT OF PREMIUMS AND LOSSES (Statutory Page 14 Data)**

NAIC Group Code **0140**

**BUSINESS IN THE STATE OF New York**

**DURING THE YEAR 2002**

NAIC Company Code **23787**

Line of Business	Gross Premiums, Including Policy and Membership Fees Less Return Premiums and Premiums on Policies not Taken		3 Dividends Paid or Credited to Policyholders on Direct Business	4 Direct Unearned Premium Reserves	5 Direct Losses Paid (deducting salvage)	6 Direct Losses Incurred	7 Direct Losses Unpaid	8 Direct Defense and Cost Containment Expense Paid	9 Direct Defense and Cost Containment Expense Incurred	10 Direct Defense and Cost Containment Expense Unpaid	11 Commissions and Brokerage Expenses	12 Taxes, Licenses and Fees
	1 Direct Premiums Written	2 Direct Premiums Earned										
1. Fire	100,098	108,371	0	53,812	56,086	41,226	22,449	9,587	5,656	11,447	9,685	1,996
2.1 Allied lines	41,176	53,002	0	22,868	5,282	(2,789)	4,472	3,747	2,942	2,289	2,055	1,068
2.2 Multiple peril crop	0	0	0	0	0	0	0	0	0	0	0	0
2.3 Federal flood	0	0	0	0	0	0	0	0	0	0	0	0
3. Farmowners multiple peril	452,592	431,485	0	238,313	197,774	(80,995)	328,126	12,877	(17,833)	148,487	69,811	9,167
4. Homeowners multiple peril	0	0	0	0	0	0	0	0	0	0	0	39,686
5.1 Commercial multiple peril (non-liability portion)	6,015,509	7,468,980	0	2,777,187	2,848,117	(5,101,945)	13,559,258	119,254	(2,050,399)	6,770,251	909,664	141,949
5.2 Commercial multiple peril (liability portion)	7,144,083	9,316,777	0	2,896,822	20,954,159	4,264,271	86,637,433	4,528,885	3,820,553	17,794,130	924,259	176,014
6. Mortgage guaranty	0	0	0	0	0	0	0	0	0	0	0	0
8. Ocean marine	0	0	0	0	0	0	0	0	0	0	0	0
9. Inland marine	106,151	129,624	0	52,264	4,110	(20,253)	(1,930)	0	(576)	2,680	3,063	4,390
10. Financial guaranty	0	0	0	0	0	0	0	0	0	0	0	0
11. Medical malpractice	0	0	0	0	0	(26)	3,332	579	16	1,532	0	0
12. Earthquake	0	0	0	0	0	0	0	0	0	0	0	48
13. Group accident and health	186,578	223,976	28,736	3,908	120,953	119,806	72,600	0	(117)	3,872	0	2,561
14. Credit A & H (group and individual)	0	0	0	0	0	0	0	0	0	0	0	0
15.1 Collectively renewable A & H	207,955	247,868	0	18,919	539,178	(16,698)	2,208,100	0	(156,514)	117,796	0	2,855
15.2 Non-cancellable A & H	0	0	0	0	0	0	0	0	0	0	0	0
15.3 Guaranteed renewable A & H	0	0	0	0	0	0	0	0	0	0	0	0
15.4 Non-renewable for stated reasons only	0	0	0	0	0	0	0	0	0	0	0	0
15.5 Other accident only	0	471	0	53	0	(4,888)	294	0	0	0	0	6
15.6 All other A & H	0	0	0	0	0	0	0	0	0	0	0	0
15.7 Federal employees health benefits program premium	0	0	0	0	0	0	0	0	0	0	0	0
16. Workers' compensation	4,764,568	6,540,417	239,092	1,743,016	8,383,266	6,069,598	47,475,834	640,218	82,159	2,439,528	515,785	124,674
17. Other liability	5,742,686	5,996,487	0	2,778,694	6,001,220	7,028,027	23,184,489	204,826	20,814	2,600,835	620,534	118,373
18. Products liability	402,547	691,372	0	112,991	0	(347,500)	2,257,444	787	(31,892)	866,988	58,256	11,659
19.1 Private passenger auto no-fault (personal injury protection)	50,099,293	51,114,118	0	12,271,100	35,848,060	23,954,496	39,721,380	3,898,938	2,698,440	5,540,152	5,913,962	1,071,412
19.2 Other private passenger auto liability	141,977,377	143,204,187	0	35,575,761	89,244,776	23,122,129	160,417,523	6,466,690	(6,916,534)	20,631,179	17,228,734	2,946,949
19.3 Commercial auto no-fault (personal injury protection)	597,142	625,735	0	275,044	300,310	275,131	419,619	52,657	49,609	40,275	86,078	12,206
19.4 Other commercial auto liability	6,121,639	6,501,142	0	2,980,408	6,708,070	6,731,833	17,005,388	521,657	1,710,892	2,693,173	863,825	129,090
21.1 Private passenger auto physical damage	90,488,302	89,534,349	0	22,686,798	54,648,812	52,825,399	2,448,043	169,839	30,175	155,906	10,865,950	1,824,650
21.2 Commercial auto physical damage	2,260,854	2,388,455	0	1,038,060	715,346	648,710	104,920	7,610	1,713	5,172	308,478	47,217
22. Aircraft (all perils)	0	0	0	0	0	0	0	0	0	0	0	0
23. Fidelity	6,247	7,006	0	2,516	0	282	1,439	0	(193)	207	475	132
24. Surety	100	100	0	29	0	53	59	0	(46)	21	11	2
26. Burglary and theft	887	973	0	519	0	(356)	(55)	0	(19)	16	175	18
27. Boiler and machinery	258,914	266,337	0	123,241	15,277	(29,569)	(1,237)	0	(1,603)	6,808	44,932	5,980
28. Credit	0	0	0	0	0	0	0	0	0	0	0	0
33. Aggregate write-ins for other lines of business	0	0	0	0	0	0	0	0	0	0	0	0
34. TOTALS (a)	316,974,697	324,851,230	267,828	85,652,322	226,590,796	119,475,941	395,868,981	16,638,151	(752,759)	59,832,745	38,425,731	6,672,102
<b>DETAILS OF WRITE-INS</b>												
3301.	0	0	0	0	0	0	0	0	0	0	0	0
3302.	0	0	0	0	0	0	0	0	0	0	0	0
3303.	0	0	0	0	0	0	0	0	0	0	0	0
3398. Summary of remaining write-ins for Line 33 from overflow page	0	0	0	0	0	0	0	0	0	0	0	0
3399. Totals (Lines 3301 thru 3303 plus 3398) (Line 33 above)	0	0	0	0	0	0	0	0	0	0	0	0

(a) Finance and service charges not included in Line 1 to 34 \$ 3,139,940

24.NY



**ANNUAL STATEMENT FOR THE YEAR 2002 OF THE NATIONWIDE MUTUAL INSURANCE COMPANY**

**EXHIBIT OF PREMIUMS AND LOSSES (Statutory Page 14 Data)**

NAIC Group Code **0140**

**BUSINESS IN THE STATE OF North Carolina**

**DURING THE YEAR 2002**

NAIC Company Code **23787**

Line of Business	Gross Premiums, Including Policy and Membership Fees Less Return Premiums and Premiums on Policies not Taken		3 Dividends Paid or Credited to Policyholders on Direct Business	4 Direct Unearned Premium Reserves	5 Direct Losses Paid (deducting salvage)	6 Direct Losses Incurred	7 Direct Losses Unpaid	8 Direct Defense and Cost Containment Expense Paid	9 Direct Defense and Cost Containment Expense Incurred	10 Direct Defense and Cost Containment Expense Unpaid	11 Commissions and Brokerage Expenses	12 Taxes, Licenses and Fees
	1 Direct Premiums Written	2 Direct Premiums Earned										
1. Fire	72,633	73,277	0	37,163	14,228	7,771	(126)	0	18	975	8,970	4,430
2.1 Allied lines	45,942	52,232	0	21,614	303,272	299,246	363	436	454	709	3,817	3,477
2.2 Multiple peril crop	0	0	0	0	0	0	0	0	0	0	0	0
2.3 Federal flood	0	0	0	0	0	0	0	0	0	0	0	0
3. Farmowners multiple peril	585,638	581,647	0	320,021	244,874	220,333	121,364	0	(4,018)	24,178	102,593	10,719
4. Homeowners multiple peril	18,830,572	18,377,625	0	9,428,544	9,675,699	10,373,725	3,923,599	144,203	42,308	529,314	3,039,763	531,174
5.1 Commercial multiple peril (non-liability portion)	13,624,282	12,659,570	0	6,439,751	4,874,653	4,142,635	2,203,882	22,360	(32,261)	756,354	2,214,416	338,082
5.2 Commercial multiple peril (liability portion)	9,424,826	8,869,875	0	4,367,568	1,603,506	491,230	4,291,060	508,609	(115,482)	1,918,301	1,586,486	234,803
6. Mortgage guaranty	0	0	0	0	0	0	0	0	0	0	0	0
8. Ocean marine	0	0	0	0	0	0	0	0	0	0	0	0
9. Inland marine	431,593	435,308	0	173,628	258,628	263,598	50,851	1	(1,432)	5,665	80,327	14,779
10. Financial guaranty	0	0	0	0	0	0	0	0	0	0	0	0
11. Medical malpractice	10,025	10,767	0	4,846	0	(4,498)	11,971	0	(1,334)	8,194	825	256
12. Earthquake	5,899	6,157	0	2,517	0	(39)	584	0	(37)	180	884	188
13. Group accident and health	11,896	12,686	440	4,287	3,357	2,119	4,800	0	(66)	256	0	255
14. Credit A & H (group and individual)	0	0	0	0	0	0	0	0	0	0	0	0
15.1 Collectively renewable A & H	0	0	0	0	0	0	0	0	0	0	(1)	0
15.2 Non-cancellable A & H	0	0	0	0	0	0	0	0	0	0	0	0
15.3 Guaranteed renewable A & H	0	0	0	0	0	0	0	0	0	0	0	0
15.4 Non-renewable for stated reasons only	0	0	0	0	0	0	0	0	0	0	0	0
15.5 Other accident only	0	1,498	0	42	0	(66)	989	0	0	0	10	(54)
15.6 All other A & H	0	0	0	0	0	0	0	0	0	0	0	0
15.7 Federal employees health benefits program premium	0	0	0	0	0	0	0	0	0	0	0	0
16. Workers' compensation	5,683,688	5,879,224	249,242	2,447,011	3,452,825	488,133	14,909,391	140,118	(278,682)	723,937	542,947	144,086
17. Other liability	6,648,911	6,162,958	0	3,130,946	224,367	1,241,573	12,102,880	68,478	(139,976)	1,136,934	835,542	160,712
18. Products liability	1,145,759	1,172,997	0	479,864	489	(175,100)	707,117	0	(23,990)	433,513	204,549	28,921
19.1 Private passenger auto no-fault (personal injury protection)	0	0	0	0	0	0	0	0	0	0	0	(4,889)
19.2 Other private passenger auto liability	292,469,941	292,678,002	0	69,717,675	160,956,047	126,423,636	134,330,511	4,356,768	(10,052,552)	14,881,616	36,708,298	7,245,570
19.3 Commercial auto no-fault (personal injury protection)	0	0	0	0	0	0	0	0	0	0	0	(360)
19.4 Other commercial auto liability	14,593,956	14,548,094	0	7,394,303	5,966,453	2,521,946	12,635,660	204,751	(646,190)	2,064,433	1,658,164	374,123
21.1 Private passenger auto physical damage	266,117,232	262,179,036	0	64,166,295	138,606,381	136,121,745	9,159,011	251,205	12,825	382,605	30,936,719	6,572,843
21.2 Commercial auto physical damage	2,777,490	2,832,396	0	1,361,533	1,922,704	1,853,376	155,569	7,378	4,407	12,839	334,034	63,380
22. Aircraft (all perils)	0	0	0	0	0	0	0	0	0	0	0	0
23. Fidelity	15,153	14,431	0	6,720	0	1,153	2,968	0	(271)	353	1,343	(1,771)
24. Surety	39,616	39,672	0	11,737	0	3,408	8,042	0	(739)	930	4,431	997
26. Burglary and theft	1,288	603	0	791	0	(88)	(17)	0	(3)	7	259	(281)
27. Boiler and machinery	380,224	359,965	0	179,267	113,982	98,229	6,856	182	1,165	3,736	89,085	10,049
28. Credit	0	0	0	0	0	0	0	0	0	0	0	0
33. Aggregate write-ins for other lines of business	0	0	0	0	0	0	0	0	0	0	0	0
34. TOTALS (a)	632,916,564	626,948,020	249,682	169,696,123	328,221,466	284,374,066	194,627,325	5,704,489	(11,235,858)	22,885,029	78,353,458	15,731,487
<b>DETAILS OF WRITE-INS</b>												
3301.	0	0	0	0	0	0	0	0	0	0	0	0
3302.	0	0	0	0	0	0	0	0	0	0	0	0
3303.	0	0	0	0	0	0	0	0	0	0	0	0
3398. Summary of remaining write-ins for Line 33 from overflow page	0	0	0	0	0	0	0	0	0	0	0	0
3399. Totals (Lines 3301 thru 3303 plus 3398) (Line 33 above)	0	0	0	0	0	0	0	0	0	0	0	0

(a) Finance and service charges not included in Line 1 to 34 \$ 9,432,445

24.NC



ANNUAL STATEMENT FOR THE YEAR 2002 OF THE NATIONWIDE MUTUAL INSURANCE COMPANY

EXHIBIT OF PREMIUMS AND LOSSES (Statutory Page 14 Data) DURING THE YEAR 2002

NAIC Group Code	0140	BUSINESS IN THE STATE OF North Dakota				NAIC Company Code 23787							
		Line of Business	1 Direct Premiums Written	2 Direct Premiums Earned	3 Dividends Paid or Credited to Policyholders on Direct Business	4 Direct Unearned Premium Reserves	5 Direct Losses Paid (deducting salvage)	6 Direct Losses Incurred	7 Direct Losses Unpaid	8 Direct Defense and Cost Containment Expense Paid	9 Direct Defense and Cost Containment Expense Incurred	10 Direct Defense and Cost Containment Expense Unpaid	11 Commissions and Brokerage Expenses
1.	Fire	21,211	(117,447)	0	191,369	0	1,404	568	0	366	(50)	4,337	(690)
2.1	Allied lines	35,025	(116,327)	0	168,455	0	19,106	16,977	0	444	(289)	6,433	903
2.2	Multiple peril crop	0	0	0	0	0	0	0	0	0	0	0	0
2.3	Federal flood	0	0	0	0	0	552	645	0	597	456	0	0
3.	Farmowners multiple peril	595,573	856,336	0	0	219,011	(111,615)	29,536	4,762	(796)	9,730	95,389	15,044
4.	Homesteaders multiple peril	0	0	0	0	0	0	0	0	0	0	0	8
5.1	Commercial multiple peril (non-liability portion)	174,282	149,006	0	125,212	2,425	(4,551)	2,087	0	(75)	(326)	31,596	4,011
5.2	Commercial multiple peril (liability portion)	126,730	89,389	0	72,836	4,164	246,804	389,066	161,678	163,936	27,014	24,318	3,909
6.	Mortgage guaranty	0	0	0	0	0	0	0	0	0	0	0	0
8.	Ocean marine	0	0	0	0	0	0	0	0	0	0	0	0
9.	Inland marine	280,218	215,436	0	133,449	45,746	54,539	17,026	5	(3,375)	(2,574)	54,823	8,365
10.	Financial guaranty	0	0	0	0	0	0	0	0	0	0	0	0
11.	Medical malpractice	0	0	0	0	0	0	0	0	0	0	0	0
12.	Earthquake	0	0	0	0	0	0	0	0	0	0	0	0
13.	Group accident and health	0	0	0	0	0	0	0	0	0	0	0	0
14.	Credit A & H (group and individual)	0	0	0	0	0	0	0	0	0	0	0	0
15.1	Collectively renewable A & H	0	0	0	0	0	0	0	0	0	0	0	0
15.2	Non-cancellable A & H	0	0	0	0	0	0	0	0	0	0	0	0
15.3	Guaranteed renewable A & H	0	0	0	0	0	0	0	0	0	0	0	0
15.4	Non-renewable for stated reasons only	0	0	0	0	0	0	0	0	0	0	0	0
15.5	Other accident only	0	0	0	0	0	0	0	0	0	0	0	0
15.6	All other A & H	0	0	0	0	0	0	0	0	0	0	0	0
15.7	Federal employees health benefits program premium	0	0	0	0	0	0	0	0	0	0	0	0
16.	Workers' compensation	182,848	109,249	0	119,060	1,376	357,344	473,481	1,917	26,214	47,466	28,304	5,962
17.	Other liability	3,923	7,292	0	9,091	0	35	2,651	0	696	1,302	529	(202)
18.	Products liability	36,454	30,243	0	18,104	9,660	(5,976)	5,846	910	(3,409)	1,212	5,184	1,200
19.1	Private passenger auto no-fault (personal injury protection)	218,896	186,801	0	106,330	43,433	257,656	346,792	9,476	16,703	52,492	30,140	7,238
19.2	Other private passenger auto liability	29,090	29,410	0	13,162	8,496	10,208	3,405	22	(484)	119	4,648	671
19.3	Commercial auto no-fault (personal injury protection)	606,347	531,682	0	307,614	497,443	281,085	213,811	6,872	35,910	62,400	97,020	16,108
19.4	Other commercial auto liability	353,506	300,855	0	168,115	116,983	124,421	9,330	1,418	1,428	581	46,824	12,092
21.1	Private passenger auto physical damage	420,201	327,699	0	203,383	133,333	117,818	(6,781)	2,470	(5)	(1,019)	67,171	12,427
21.2	Commercial auto physical damage	15,231	16,096	0	6,755	4,485	4,532	396	0	19	(47)	3,414	306
22.	Aircraft (all perils)	162,465	142,284	0	72,203	0	10,356	13,679	0	(223)	6,285	55,531	4,277
23.	Fidelity	8,018	6,885	0	4,775	3,880	4,135	217	5	18	(2)	1,569	172
24.	Surety	0	0	0	0	0	0	0	0	0	0	0	0
26.	Burglary and theft	0	0	0	0	0	0	0	0	0	0	0	0
27.	Boiler and machinery	0	0	0	0	0	0	0	0	0	0	0	0
28.	Credit	0	0	0	0	0	0	0	0	0	0	0	0
33.	Aggregate write-ins for other lines of business	0	0	0	0	0	0	0	0	0	0	0	0
34.	TOTALS (a)	3,269,920	2,764,889	0	1,719,914	1,097,223	1,367,796	1,518,797	189,535	227,934	204,752	557,231	91,801
<b>DETAILS OF WRITE-INS</b>													
3301.		0	0	0	0	0	0	0	0	0	0	0	0
3302.		0	0	0	0	0	0	0	0	0	0	0	0
3303.		0	0	0	0	0	0	0	0	0	0	0	0
3398.	Summary of remaining write-ins for Line 33 from overflow page	0	0	0	0	0	0	0	0	0	0	0	0
3399.	Totals (Lines 3301 thru 3303 plus 3398) (Line 33 above)	0	0	0	0	0	0	0	0	0	0	0	0

(a) Finance and service charges not included in Line 1 to 34 \$ 44,714.



**ANNUAL STATEMENT FOR THE YEAR 2002 OF THE NATIONWIDE MUTUAL INSURANCE COMPANY**

**EXHIBIT OF PREMIUMS AND LOSSES (Statutory Page 14 Data)**

NAIC Group Code **0140**

**BUSINESS IN THE STATE OF Ohio**

**DURING THE YEAR 2002**

NAIC Company Code **23787**

Line of Business	Gross Premiums, Including Policy and Membership Fees Less Return Premiums and Premiums on Policies not Taken		3 Dividends Paid or Credited to Policyholders on Direct Business	4 Direct Unearned Premium Reserves	5 Direct Losses Paid (deducting salvage)	6 Direct Losses Incurred	7 Direct Losses Unpaid	8 Direct Defense and Cost Containment Expense Paid	9 Direct Defense and Cost Containment Expense Incurred	10 Direct Defense and Cost Containment Expense Unpaid	11 Commissions and Brokerage Expenses	12 Taxes, Licenses, and Fees
	1 Direct Premiums Written	2 Direct Premiums Earned										
1. Fire	48,274	50,610	0	23,678	19,774	107,138	95,208	0	141	1,113	2,170	2,360
2.1 Allied lines	13,462	14,908	0	6,691	0	(1,839)	(198)	0	(31)	245	2,042	1,025
2.2 Multiple peril crop	0	0	0	0	0	0	0	0	0	0	0	0
2.3 Federal flood	0	0	0	0	0	2	2	0	2	2	0	0
3. Farmowners multiple peril	7,120,498	6,758,579	0	3,636,035	5,970,976	6,952,659	3,662,355	55,230	(41,780)	190,638	1,516,395	142,089
4. Homeowners multiple peril	53,969,500	50,036,474	0	28,685,336	37,252,951	40,276,904	14,476,119	636,473	460,251	1,317,315	8,210,256	1,147,274
5.1 Commercial multiple peril (non-liability portion)	15,070,312	13,754,746	0	7,598,781	8,746,727	9,010,589	3,900,627	92,572	(27,913)	1,018,655	2,495,283	322,805
5.2 Commercial multiple peril (liability portion)	11,573,271	10,723,853	0	5,521,052	1,966,525	1,245,629	9,132,455	582,785	(110,391)	2,504,603	1,817,605	249,005
6. Mortgage guaranty	0	0	0	0	0	0	0	0	0	0	0	0
8. Ocean marine	0	0	0	0	0	0	0	0	0	0	0	0
9. Inland marine	2,146,132	2,132,663	0	1,099,856	670,652	665,169	329,062	835	(12,128)	18,535	315,433	50,375
10. Financial guaranty	0	0	0	0	0	0	0	0	0	0	0	0
11. Medical malpractice	54,356	56,832	0	25,506	0	(24,080)	76,391	0	(7,056)	51,887	2,602	1,230
12. Earthquake	501,798	489,043	0	264,539	945	(3,664)	52,082	0	(3,302)	14,802	78,376	11,267
13. Group accident and health	5,192	6,743	144,326	1,977	1,000	(589)	2,000	0	(84)	107	0	85
14. Credit A & H (group and individual)	0	0	0	0	0	0	0	0	0	0	0	0
15.1 Collectively renewable A & H	308,260	289,410	0	32,569	72,000	291,499	301,600	0	(944)	5,335	134,601	5,050
15.2 Non-cancellable A & H	0	0	0	0	0	0	0	0	0	0	0	0
15.3 Guaranteed renewable A & H	0	0	0	0	0	0	0	0	0	0	0	0
15.4 Non-renewable for stated reasons only	0	0	0	0	0	0	0	0	0	0	0	0
15.5 Other accident only	0	2,370	0	399	0	66	1,512	0	0	0	7	30
15.6 All other A & H	0	0	0	0	0	0	0	0	0	0	0	0
15.7 Federal employees health benefits program premium	0	0	0	0	0	0	0	0	0	0	0	0
16. Workers' compensation	126,579	126,473	0	59,267	105,265	164,857	730,737	34,323	79,054	69,910	5,764	2,656
17. Other liability	10,037,852	9,012,987	0	4,821,131	3,060,944	822,610	19,987,309	597,771	177,579	2,402,962	1,088,642	205,336
18. Products liability	1,676,831	1,649,523	0	800,483	15,299	(262,917)	1,763,051	63,532	(31,569)	842,916	156,648	38,103
19.1 Private passenger auto no-fault (personal injury protection)	0	0	0	0	0	0	0	0	0	0	0	0
19.2 Other private passenger auto liability	137,840,715	134,720,790	0	34,386,154	70,788,065	68,294,618	100,478,691	3,503,767	519,999	10,237,087	15,424,205	3,090,975
19.3 Commercial auto no-fault (personal injury protection)	0	0	0	0	0	0	0	0	0	0	0	0
19.4 Other commercial auto liability	10,071,524	10,080,254	0	4,857,878	4,220,897	5,554,893	17,808,823	418,191	84,346	1,210,275	1,167,824	223,261
21.1 Private passenger auto physical damage	80,347,917	77,994,062	0	20,109,370	49,320,350	48,274,643	1,932,748	86,605	(6,226)	115,412	8,761,831	1,779,617
21.2 Commercial auto physical damage	3,311,736	3,474,412	0	1,552,669	1,845,074	1,761,909	177,751	3,094	(432)	13,517	385,465	75,059
22. Aircraft (all perils)	0	0	0	0	0	0	0	0	0	0	0	0
23. Fidelity	37,734	38,197	0	16,451	0	1,696	7,541	0	(1,002)	1,053	2,349	832
24. Surety	34,690	20,083	0	20,004	0	(44,719)	2,011	0	(466)	643	5,890	781
26. Burglary and theft	1,534	2,629	0	426	0	(529)	(47)	0	(9)	25	(102)	26
27. Boiler and machinery	432,307	401,713	0	218,262	68,711	26,825	313	380	1,042	4,810	68,774	10,079
28. Credit	0	0	0	0	0	0	0	0	0	0	0	0
33. Aggregate write-ins for other lines of business	0	0	0	0	0	0	0	0	0	0	0	0
34. TOTALS (a)	334,730,474	321,837,354	144,326	113,738,514	184,126,154	183,113,367	174,918,144	6,075,557	1,079,080	20,021,847	41,642,063	7,359,318
<b>DETAILS OF WRITE-INS</b>												
3301.	0	0	0	0	0	0	0	0	0	0	0	0
3302.	0	0	0	0	0	0	0	0	0	0	0	0
3303.	0	0	0	0	0	0	0	0	0	0	0	0
3398. Summary of remaining write-ins for Line 33 from overflow page	0	0	0	0	0	0	0	0	0	0	0	0
3399. Totals (Lines 3301 thru 3303 plus 3398) (Line 33 above)	0	0	0	0	0	0	0	0	0	0	0	0

(a) Finance and service charges not included in Line 1 to 34 \$ 7,235,345

24.OH



**ANNUAL STATEMENT FOR THE YEAR 2002 OF THE NATIONWIDE MUTUAL INSURANCE COMPANY**

**EXHIBIT OF PREMIUMS AND LOSSES (Statutory Page 14 Data)**

NAIC Group Code **0140**

**BUSINESS IN THE STATE OF Oklahoma**

**DURING THE YEAR 2002**

NAIC Company Code **23787**

Line of Business	Gross Premiums, Including Policy and Membership Fees Less Return Premiums and Premiums on Policies not Taken		3 Dividends Paid or Credited to Policyholders on Direct Business	4 Direct Unearned Premium Reserves	5 Direct Losses Paid (deducting salvage)	6 Direct Losses Incurred	7 Direct Losses Unpaid	8 Direct Defense and Cost Containment Expense Paid	9 Direct Defense and Cost Containment Expense Incurred	10 Direct Defense and Cost Containment Expense Unpaid	11 Commissions and Brokerage Expenses	12 Taxes, Licenses, and Fees
	1 Direct Premiums Written	2 Direct Premiums Earned										
1. Fire	0	0	0	0	0	0	0	0	0	0	0	0
2.1 Allied lines	0	0	0	0	0	(1)	0	0	1	0	0	0
2.2 Multiple peril crop	0	0	0	0	0	0	0	0	0	0	0	0
2.3 Federal flood	0	0	0	0	0	2	2	0	3	0	0	0
3. Farmowners multiple peril	0	0	0	0	0	(11)	1	0	0	3	0	0
4. Homeowners multiple peril	0	0	0	0	0	0	0	0	0	0	0	165
5.1 Commercial multiple peril (non-liability portion)	276	158	0	220	0	(352)	(15)	0	(166)	2	0	8
5.2 Commercial multiple peril (liability portion)	0	0	0	0	0	(16,308)	3,442	23,997	22,103	6,160	0	0
6. Mortgage guaranty	0	0	0	0	0	0	0	0	0	0	0	0
8. Ocean marine	0	0	0	0	0	0	0	0	0	0	0	0
9. Inland marine	0	0	0	0	0	0	0	0	0	0	0	4
10. Financial guaranty	0	0	0	0	0	0	0	0	0	0	0	0
11. Medical malpractice	0	0	0	0	0	0	0	0	0	0	0	0
12. Earthquake	0	0	0	0	0	0	0	0	0	0	0	0
13. Group accident and health	1,637	1,961	154	108	0	(165)	700	0	(8)	38	0	38
14. Credit A & H (group and individual)	0	0	0	0	0	0	0	0	0	0	0	0
15.1 Collectively renewable A & H	0	0	0	0	0	0	0	0	0	0	0	0
15.2 Non-cancellable A & H	0	0	0	0	0	0	0	0	0	0	0	0
15.3 Guaranteed renewable A & H	0	0	0	0	0	0	0	0	0	0	0	0
15.4 Non-renewable for stated reasons only	0	0	0	0	0	0	0	0	0	0	0	0
15.5 Other accident only	0	0	0	0	0	0	0	0	0	0	0	0
15.6 All other A & H	0	0	0	0	0	0	0	0	0	0	0	0
15.7 Federal employees health benefits program premium	0	0	0	0	0	0	0	0	0	0	0	0
16. Workers' compensation	0	0	0	0	34,774	(58,962)	68,422	2,173	(11,370)	3,466	0	(2)
17. Other liability	35	38	0	12	0	(32,510)	75,351	0	(12,455)	37,758	0	1
18. Products liability	0	0	0	0	0	(1,086)	1,074	0	(431)	921	0	0
19.1 Private passenger auto no-fault (personal injury protection)	0	0	0	0	0	0	0	0	0	0	0	0
19.2 Other private passenger auto liability	622,619	623,866	0	147,344	436,000	756,695	612,265	21,620	18,476	52,609	0	21,575
19.3 Commercial auto no-fault (personal injury protection)	0	0	0	0	0	0	0	0	0	0	0	0
19.4 Other commercial auto liability	0	13,474	0	0	0	(4,671)	21,126	0	(1,202)	3,309	0	0
21.1 Private passenger auto physical damage	783,651	764,210	0	188,009	398,392	421,545	30,660	743	418	1,170	0	26,249
21.2 Commercial auto physical damage	0	0	0	0	0	1	0	0	0	0	0	0
22. Aircraft (all perils)	0	0	0	0	0	0	0	0	0	0	0	0
23. Fidelity	0	0	0	0	0	0	0	0	0	0	0	0
24. Surety	34,409	30,915	0	11,585	0	1,592	1,946	0	499	755	11,140	1,311
26. Burglary and theft	0	0	0	0	0	0	0	0	0	0	0	0
27. Boiler and machinery	0	0	0	0	0	0	0	0	0	0	0	0
28. Credit	0	0	0	0	0	0	0	0	0	0	0	0
33. Aggregate write-ins for other lines of business	0	0	0	0	0	0	0	0	0	0	0	0
34. TOTALS (a)	1,442,628	1,434,622	154	347,277	869,166	1,065,769	814,975	48,533	15,869	106,194	11,140	49,348
<b>DETAILS OF WRITE-INS</b>												
3301.	0	0	0	0	0	0	0	0	0	0	0	0
3302.	0	0	0	0	0	0	0	0	0	0	0	0
3303.	0	0	0	0	0	0	0	0	0	0	0	0
3398. Summary of remaining write-ins for Line 33 from overflow page	0	0	0	0	0	0	0	0	0	0	0	0
3399. Totals (Lines 3301 thru 3303 plus 3398) (Line 33 above)	0	0	0	0	0	0	0	0	0	0	0	0

(a) Finance and service charges not included in Line 1 to 34 \$ 17,032

24.OK



**ANNUAL STATEMENT FOR THE YEAR 2002 OF THE NATIONWIDE MUTUAL INSURANCE COMPANY**

**EXHIBIT OF PREMIUMS AND LOSSES (Statutory Page 14 Data)**

NAIC Group Code **0140**

**BUSINESS IN THE STATE OF Oregon**

**DURING THE YEAR 2002**

NAIC Company Code **23787**

Line of Business	Gross Premiums, Including Policy and Membership Fees Less Return Premiums and Premiums on Policies not Taken		3 Dividends Paid or Credited to Policyholders on Direct Business	4 Direct Unearned Premium Reserves	5 Direct Losses Paid (deducting salvage)	6 Direct Losses Incurred	7 Direct Losses Unpaid	8 Direct Defense and Cost Containment Expense Paid	9 Direct Defense and Cost Containment Expense Incurred	10 Direct Defense and Cost Containment Expense Unpaid	11 Commissions and Brokerage Expenses	12 Taxes, Licenses, and Fees
	1 Direct Premiums Written	2 Direct Premiums Earned										
1. Fire	131,964	104,923	0	98,560	22,833	97,391	73,622	1,696	(5,109)	(116)	18,156	2,945
2.1 Allied lines	88,082	59,779	0	72,893	61,665	86,474	27,499	645	867	179	12,014	2,090
2.2 Multiple peril crop	0	0	0	0	0	0	0	0	0	0	0	0
2.3 Federal flood	0	0	0	0	0	164	201	0	186	127	0	0
3. Farmowners multiple peril	1,024,933	794,711	0	490,100	642,033	283,301	54,519	27,171	(27,732)	15,614	184,417	32,927
4. Homeowners multiple peril	(14,789)	313,074	0	0	831,320	586,552	65,160	6,907	(2,082)	(378)	(1,764)	(16,114)
5.1 Commercial multiple peril (non-liability portion)	385,622	408,443	0	209,110	37,673	463,346	424,382	150	1,448	2,107	67,190	8,384
5.2 Commercial multiple peril (liability portion)	266,469	273,361	0	129,287	45,563	117,731	169,632	10,585	43,891	85,316	47,998	6,207
6. Mortgage guaranty	0	0	0	0	0	0	0	0	0	0	0	0
8. Ocean marine	0	0	0	0	0	0	0	0	0	0	0	0
9. Inland marine	366,789	359,015	0	196,575	94,784	95,621	25,970	32	(4,435)	(1,469)	68,926	7,250
10. Financial guaranty	0	0	0	0	0	0	0	0	0	0	0	0
11. Medical malpractice	0	0	0	0	0	0	0	0	0	0	0	0
12. Earthquake	8,758	30,872	0	4,575	0	(831)	595	0	325	272	1,504	(786)
13. Group accident and health	0	0	0	0	0	0	0	0	0	0	0	0
14. Credit A & H (group and individual)	0	0	0	0	0	0	0	0	0	0	0	0
15.1 Collectively renewable A & H	0	0	0	0	0	0	0	0	0	0	0	0
15.2 Non-cancellable A & H	0	0	0	0	0	0	0	0	0	0	0	0
15.3 Guaranteed renewable A & H	0	0	0	0	0	0	0	0	0	0	0	0
15.4 Non-renewable for stated reasons only	0	0	0	0	0	0	0	0	0	0	0	0
15.5 Other accident only	0	0	0	0	0	0	0	0	0	0	0	3
15.6 All other A & H	0	0	0	0	0	0	0	0	0	0	0	0
15.7 Federal employees health benefits program premium	0	0	0	0	0	0	0	0	0	0	0	0
16. Workers' compensation	(253)	(158)	0	0	483	(15,112)	24,013	1	(2,273)	2,498	0	(8)
17. Other liability	361,241	256,131	0	244,591	4,384	(5,168)	625,310	15,096	16,554	68,339	39,238	7,815
18. Products liability	23,167	20,302	0	15,701	0	(15,358)	15,066	130	818	8,601	4,189	284
19.1 Private passenger auto no-fault (personal injury protection)	1,775,328	1,773,734	0	459,591	1,290,758	1,470,640	103,113	40,832	(49,949)	92,755	25,351	11,736
19.2 Other private passenger auto liability	13,314,004	13,225,007	0	3,523,063	7,765,502	9,953,931	9,751,378	406,049	249,555	1,209,455	217,137	144,120
19.3 Commercial auto no-fault (personal injury protection)	23,484	20,849	0	12,509	10,747	(10,782)	9,356	50	(2,751)	183	3,694	562
19.4 Other commercial auto liability	1,759,302	1,553,994	0	950,261	820,139	1,050,478	1,141,433	20,256	102,187	203,107	277,135	43,984
21.1 Private passenger auto physical damage	9,340,981	9,131,523	0	2,512,877	5,037,144	5,252,000	230,981	87,442	78,535	9,635	179,191	112,035
21.2 Commercial auto physical damage	561,385	488,133	0	299,239	225,770	273,053	83,028	2,658	1,099	(655)	88,434	14,625
22. Aircraft (all perils)	0	0	0	0	0	0	0	0	0	0	0	0
23. Fidelity	32,233	37,113	0	28,675	0	289	1,109	0	43	1,222	6,428	637
24. Surety	132,485	132,930	0	72,519	(1,511)	(69,393)	16,225	2,738	158	5,588	41,619	2,963
26. Burglary and theft	4,770	10,429	0	3,136	0	210	141	0	9	20	752	(166)
27. Boiler and machinery	6,760	1,881	0	4,879	0	(10)	2	0	(74)	1	1,151	308
28. Credit	0	0	0	0	0	0	0	0	0	0	0	0
33. Aggregate write-ins for other lines of business	0	0	0	0	0	0	0	0	0	0	0	0
34. TOTALS (a)	29,592,715	28,996,047	0	9,328,141	16,889,288	19,614,524	12,842,735	622,437	401,272	1,702,400	1,282,758	381,801
<b>DETAILS OF WRITE-INS</b>												
3301.	0	0	0	0	0	0	0	0	0	0	0	0
3302.	0	0	0	0	0	0	0	0	0	0	0	0
3303.	0	0	0	0	0	0	0	0	0	0	0	0
3398. Summary of remaining write-ins for Line 33 from overflow page	0	0	0	0	0	0	0	0	0	0	0	0
3399. Totals (Lines 3301 thru 3303 plus 3398) (Line 33 above)	0	0	0	0	0	0	0	0	0	0	0	0

(a) Finance and service charges not included in Line 1 to 34 \$ 395,364

24. OR



**ANNUAL STATEMENT FOR THE YEAR 2002 OF THE NATIONWIDE MUTUAL INSURANCE COMPANY**

**EXHIBIT OF PREMIUMS AND LOSSES (Statutory Page 14 Data)**

NAIC Group Code **0140** BUSINESS IN THE STATE OF Pennsylvania DURING THE YEAR 2002 NAIC Company Code **23787**

Line of Business	Gross Premiums, Including Policy and Membership Fees Less Return Premiums and Premiums on Policies not Taken		3 Dividends Paid or Credited to Policyholders on Direct Business	4 Direct Unearned Premium Reserves	5 Direct Losses Paid (deducting salvage)	6 Direct Losses Incurred	7 Direct Losses Unpaid	8 Direct Defense and Cost Containment Expense Paid	9 Direct Defense and Cost Containment Expense Incurred	10 Direct Defense and Cost Containment Expense Unpaid	11 Commissions and Brokerage Expenses	12 Taxes, Licenses and Fees
	1 Direct Premiums Written	2 Direct Premiums Earned										
1. Fire	61,703	54,729	0	30,506	48,016	285,786	244,725	1,615	1,429	1,265	7,315	2,998
2.1 Allied lines	29,776	27,397	0	14,369	55,985	52,500	(253)	0	(58)	479	3,208	1,492
2.2 Multiple peril crop	0	0	0	0	0	0	0	0	0	0	0	0
2.3 Federal flood	0	0	0	0	0	0	0	0	0	0	0	0
3. Farmowners multiple peril	715,263	439,071	0	346,140	165,835	308,767	239,090	0	(7,993)	19,037	818,317	12,255
4. Homeowners multiple peril	0	0	0	0	0	0	0	0	0	0	0	61,027
5.1 Commercial multiple peril (non-liability portion)	9,391,383	8,810,631	0	4,512,925	(449,815)	298,971	3,062,795	97,107	(45,273)	596,076	1,594,584	234,665
5.2 Commercial multiple peril (liability portion)	9,740,213	9,343,851	0	4,402,908	5,988,050	3,714,055	11,623,265	1,026,542	5,039,953	7,751,671	1,486,492	244,474
6. Mortgage guaranty	0	0	0	0	0	0	0	0	0	0	0	0
8. Ocean marine	0	0	0	0	0	0	0	0	0	0	0	0
9. Inland marine	173,001	172,422	0	74,904	18,151	(5,090)	(1,417)	0	(542)	3,146	21,732	6,767
10. Financial guaranty	0	0	0	0	0	0	0	0	0	0	0	0
11. Medical malpractice	23,798	25,257	0	12,548	0	(11,459)	47,060	0	(3,643)	31,689	1,872	616
12. Earthquake	422	428	0	53	0	(158)	119	0	(2)	6	0	83
13. Group accident and health	6,318	7,682	1,173	2,021	0	(2,950)	3,000	0	(158)	159	0	126
14. Credit A & H (group and individual)	0	0	0	0	0	0	0	0	0	0	0	0
15.1 Collectively renewable A & H	100	117	0	67	0	(45)	0	0	(2)	0	0	2
15.2 Non-cancellable A & H	0	0	0	0	0	0	0	0	0	0	0	0
15.3 Guaranteed renewable A & H	0	0	0	0	0	0	0	0	0	0	0	0
15.4 Non-renewable for stated reasons only	0	0	0	0	0	0	0	0	0	0	0	0
15.5 Other accident only	0	3,430	0	213	5,000	4,852	2,266	0	0	0	(14)	43
15.6 All other A & H	0	0	0	0	0	0	0	0	0	0	0	0
15.7 Federal employees health benefits program premium	0	0	0	0	0	0	0	0	0	0	0	0
16. Workers' compensation	13,173,643	12,732,617	303,423	5,829,154	12,258,697	9,586,598	61,491,847	879,805	(106,883)	4,441,481	751,956	320,533
17. Other liability	6,756,456	6,312,650	0	3,324,160	5,080,874	6,734,001	17,145,124	267,240	49,756	1,752,342	805,074	164,319
18. Products liability	1,041,471	969,017	0	482,174	0	(161,361)	899,547	3,022	(41,369)	546,118	128,606	26,119
19.1 Private passenger auto no-fault (personal injury protection)	68,575,270	66,658,318	0	17,282,206	52,566,346	77,687,691	367,794,427	1,686,126	1,363,619	2,973,605	7,955,193	1,703,428
19.2 Other private passenger auto liability	277,298,161	277,703,444	0	66,994,572	172,320,875	173,866,263	219,923,111	8,069,765	5,163,287	32,789,563	32,238,491	6,974,538
19.3 Commercial auto no-fault (personal injury protection)	787,070	849,844	0	376,905	658,872	273,427	13,476,795	20,452	14,970	60,942	295,106	19,185
19.4 Other commercial auto liability	11,869,026	12,271,272	0	5,799,450	5,852,131	3,758,634	13,426,834	493,474	(185,444)	1,551,435	1,320,638	294,478
21.1 Private passenger auto physical damage	217,818,864	212,759,222	0	54,103,963	126,890,588	124,005,263	6,300,983	345,921	134,330	311,264	25,094,004	5,387,776
21.2 Commercial auto physical damage	4,683,891	4,647,234	0	2,278,103	1,865,255	2,194,692	695,350	10,528	24,682	47,264	537,448	114,587
22. Aircraft (all perils)	0	0	0	0	0	0	0	0	0	0	0	0
23. Fidelity	11,209	11,600	0	5,556	0	802	2,594	0	(292)	330	1,032	307
24. Surety	3,420	3,420	0	2,121	0	518	703	0	(82)	92	1,992	86
26. Burglary and theft	2,537	2,666	0	1,202	24,000	23,346	(95)	0	(37)	24	1,370	69
27. Boiler and machinery	339,613	319,475	0	155,958	59,257	45,616	6,560	0	741	3,560	53,622	8,968
28. Credit	0	0	0	0	0	0	0	0	0	0	0	0
33. Aggregate write-ins for other lines of business	0	0	0	0	0	0	0	0	0	0	0	0
34. TOTALS (a)	622,502,608	614,125,796	304,596	166,032,177	383,408,117	402,660,721	716,384,431	12,901,596	11,400,989	52,881,550	73,118,038	15,578,942
<b>DETAILS OF WRITE-INS</b>												
3301.	0	0	0	0	0	0	0	0	0	0	0	0
3302.	0	0	0	0	0	0	0	0	0	0	0	0
3303.	0	0	0	0	0	0	0	0	0	0	0	0
3398. Summary of remaining write-ins for Line 33 from overflow page	0	0	0	0	0	0	0	0	0	0	0	0
3399. Totals (Lines 3301 thru 3303 plus 3398) (Line 33 above)	0	0	0	0	0	0	0	0	0	0	0	0

(a) Finance and service charges not included in Line 1 to 34 \$ 7,425,807

24.PA



**ANNUAL STATEMENT FOR THE YEAR 2002 OF THE NATIONWIDE MUTUAL INSURANCE COMPANY**

**EXHIBIT OF PREMIUMS AND LOSSES (Statutory Page 14 Data)**

NAIC Group Code **0140**

**BUSINESS IN THE STATE OF Puerto Rico**

**DURING THE YEAR 2002**

NAIC Company Code **23787**

Line of Business	Gross Premiums, Including Policy and Membership Fees Less Return Premiums and Premiums on Policies not Taken		3 Dividends Paid or Credited to Policyholders on Direct Business	4 Direct Unearned Premium Reserves	5 Direct Losses Paid (deducting salvage)	6 Direct Losses Incurred	7 Direct Losses Unpaid	8 Direct Defense and Cost Containment Expense Paid	9 Direct Defense and Cost Containment Expense Incurred	10 Direct Defense and Cost Containment Expense Unpaid	11 Commissions and Brokerage Expenses	12 Taxes, Licenses and Fees
	1 Direct Premiums Written	2 Direct Premiums Earned										
1. Fire												
2.1 Allied lines												
2.2 Multiple peril crop												
2.3 Federal flood												
3. Farmowners multiple peril												
4. Homeowners multiple peril												
5.1 Commercial multiple peril (non-liability portion)												
5.2 Commercial multiple peril (liability portion)												
6. Mortgage guaranty												
8. Ocean marine												
9. Inland marine												
10. Financial guaranty												
11. Medical malpractice												
12. Earthquake												
13. Group accident and health												
14. Credit A & H (group and individual)												
15.1 Collectively renewable A & H												
15.2 Non-cancellable A & H												
15.3 Guaranteed renewable A & H												
15.4 Non-renewable for stated reasons only												
15.5 Other accident only												
15.6 All other A & H												
15.7 Federal employees health benefits program premium												
16. Workers' compensation												
17. Other liability												
18. Products liability												
19.1 Private passenger auto no-fault (personal injury protection)												
19.2 Other private passenger auto liability												2,000
19.3 Commercial auto no-fault (personal injury protection)												
19.4 Other commercial auto liability												
21.1 Private passenger auto physical damage												
21.2 Commercial auto physical damage												
22. Aircraft (all perils)												
23. Fidelity												
24. Surety												
26. Burglary and theft												
27. Boiler and machinery												
28. Credit												
33. Aggregate write-ins for other lines of business	0	0	0	0	0	0	0	0	0	0	0	0
34. TOTALS (a)	0	0	0	0	0	0	0	0	0	0	0	2,000
<b>DETAILS OF WRITE-INS</b>												
3301.												
3302.												
3303.												
3398. Summary of remaining write-ins for Line 33 from overflow page	0	0	0	0	0	0	0	0	0	0	0	0
3399. Totals (Lines 3301 thru 3303 plus 3398) (Line 33 above)	0	0	0	0	0	0	0	0	0	0	0	0

(a) Finance and service charges not included in Line 1 to 34 \$ .....

24.PR



**ANNUAL STATEMENT FOR THE YEAR 2002 OF THE NATIONWIDE MUTUAL INSURANCE COMPANY**

**EXHIBIT OF PREMIUMS AND LOSSES (Statutory Page 14 Data)**

NAIC Group Code **0140**

**BUSINESS IN THE STATE OF Rhode Island**

**DURING THE YEAR 2002**

NAIC Company Code **23787**

Line of Business	Gross Premiums, Including Policy and Membership Fees Less Return Premiums and Premiums on Policies not Taken		3 Dividends Paid or Credited to Policyholders on Direct Business	4 Direct Unearned Premium Reserves	5 Direct Losses Paid (deducting salvage)	6 Direct Losses Incurred	7 Direct Losses Unpaid	8 Direct Defense and Cost Containment Expense Paid	9 Direct Defense and Cost Containment Expense Incurred	10 Direct Defense and Cost Containment Expense Unpaid	11 Commissions and Brokerage Expenses	12 Taxes, Licenses, and Fees
	1 Direct Premiums Written	2 Direct Premiums Earned										
1. Fire	1,271	1,552	0	359	0	(317)	(18)	0	(14)	27	137	192
2.1 Allied lines	1,510	1,630	0	361	0	(278)	2	0	(6)	31	166	162
2.2 Multiple peril crop	0	0	0	0	0	0	0	0	0	0	0	0
2.3 Federal flood	0	0	0	0	0	0	0	0	0	0	0	0
3. Farmowners multiple peril	0	0	0	0	0	0	0	0	0	0	0	0
4. Homeowners multiple peril	0	0	0	0	0	0	0	0	0	0	0	5,848
5.1 Commercial multiple peril (non-liability portion)	1,468,960	1,361,365	0	707,523	626,752	497,478	201,429	8,538	(8,974)	101,226	212,334	34,206
5.2 Commercial multiple peril (liability portion)	1,229,036	1,194,214	0	578,454	626,547	465,646	1,647,122	58,467	(66,223)	292,517	187,444	29,097
6. Mortgage guaranty	0	0	0	0	0	0	0	0	0	0	0	0
8. Ocean marine	0	0	0	0	0	0	0	0	0	0	0	0
9. Inland marine	12,232	9,455	0	5,952	350	(777)	(104)	0	(14)	165	9	589
10. Financial guaranty	0	0	0	0	0	0	0	0	0	0	0	0
11. Medical malpractice	100	100	0	29	0	(28)	322	0	(8)	209	11	2
12. Earthquake	0	0	0	0	0	0	0	0	0	0	0	18
13. Group accident and health	0	0	0	0	0	0	0	0	0	0	0	0
14. Credit A & H (group and individual)	0	0	0	0	0	0	0	0	0	0	0	0
15.1 Collectively renewable A & H	0	0	0	0	0	0	0	0	0	0	0	0
15.2 Non-cancellable A & H	0	0	0	0	0	0	0	0	0	0	0	0
15.3 Guaranteed renewable A & H	0	0	0	0	0	0	0	0	0	0	0	0
15.4 Non-renewable for stated reasons only	0	0	0	0	0	0	0	0	0	0	0	0
15.5 Other accident only	0	11	0	0	0	(4)	8	0	0	0	0	0
15.6 All other A & H	0	0	0	0	0	0	0	0	0	0	0	0
15.7 Federal employees health benefits program premium	0	0	0	0	0	0	0	0	0	0	0	0
16. Workers' compensation	0	0	0	0	78,689	365,468	1,140,746	7,781	6,731	9,336	0	2
17. Other liability	611,456	582,024	0	293,095	8,049	(24,423)	1,102,810	2,154	(13,649)	86,167	64,863	14,169
18. Products liability	77,298	75,014	0	38,948	0	(21,959)	57,140	0	(5,200)	37,334	9,400	1,883
19.1 Private passenger auto no-fault (personal injury protection)	0	0	0	0	0	0	0	0	0	0	0	0
19.2 Other private passenger auto liability	31,902,075	32,063,212	0	7,848,994	20,205,957	19,298,367	30,565,040	728,154	27,371	2,786,117	3,354,000	754,246
19.3 Commercial auto no-fault (personal injury protection)	0	0	0	0	0	0	0	0	0	0	0	0
19.4 Other commercial auto liability	903,034	847,671	0	471,678	188,950	198,804	921,631	13,379	(41,690)	113,888	89,484	21,278
21.1 Private passenger auto physical damage	13,085,191	13,261,111	0	3,200,052	7,515,045	7,179,560	359,998	13,096	(4,129)	21,317	1,398,111	313,551
21.2 Commercial auto physical damage	239,717	223,088	0	123,020	71,426	66,652	9,399	12	(464)	432	27,163	5,630
22. Aircraft (all perils)	0	0	0	0	0	0	0	0	0	0	0	0
23. Fidelity	964	976	0	363	0	40	220	0	(25)	33	106	24
24. Surety	50	11	0	40	0	33	1	0	(1)	0	5	1
26. Burglary and theft	0	34	0	0	0	(28)	(5)	0	(2)	1	(457)	1
27. Boiler and machinery	35,585	31,069	0	18,010	2,283	(13,152)	(29)	0	51	382	3,675	962
28. Credit	0	0	0	0	0	0	0	0	0	0	0	0
33. Aggregate write-ins for other lines of business	0	0	0	0	0	0	0	0	0	0	0	0
34. TOTALS (a)	49,568,479	49,652,536	0	13,286,876	29,324,048	28,011,083	36,005,713	831,582	(106,244)	3,449,182	5,346,449	1,181,860
<b>DETAILS OF WRITE-INS</b>												
3301.	0	0	0	0	0	0	0	0	0	0	0	0
3302.	0	0	0	0	0	0	0	0	0	0	0	0
3303.	0	0	0	0	0	0	0	0	0	0	0	0
3398. Summary of remaining write-ins for Line 33 from overflow page	0	0	0	0	0	0	0	0	0	0	0	0
3399. Totals (Lines 3301 thru 3303 plus 3398) (Line 33 above)	0	0	0	0	0	0	0	0	0	0	0	0

(a) Finance and service charges not included in Line 1 to 34 \$ 403,347

24.RI



**ANNUAL STATEMENT FOR THE YEAR 2002 OF THE NATIONWIDE MUTUAL INSURANCE COMPANY**

**EXHIBIT OF PREMIUMS AND LOSSES (Statutory Page 14 Data)**

NAIC Group Code **0140**

**BUSINESS IN THE STATE OF South Carolina**

**DURING THE YEAR 2002**

NAIC Company Code **23787**

Line of Business	Gross Premiums, Including Policy and Membership Fees Less Return Premiums and Premiums on Policies not Taken		3 Dividends Paid or Credited to Policyholders on Direct Business	4 Direct Unearned Premium Reserves	5 Direct Losses Paid (deducting salvage)	6 Direct Losses Incurred	7 Direct Losses Unpaid	8 Direct Defense and Cost Containment Expense Paid	9 Direct Defense and Cost Containment Expense Incurred	10 Direct Defense and Cost Containment Expense Unpaid	11 Commissions and Brokerage Expenses	12 Taxes, Licenses, and Fees
	1 Direct Premiums Written	2 Direct Premiums Earned										
1. Fire	11,477	10,262	0	7,496	0	(2,159)	(208)	0	(99)	244	5,270	1,416
2.1 Allied lines	5,375	5,697	0	3,615	975	(412)	(106)	0	(50)	134	2,743	619
2.2 Multiple peril crop	0	0	0	0	0	0	0	0	0	0	0	0
2.3 Federal flood	0	0	0	0	0	0	0	0	0	0	0	(1)
3. Farmowners multiple peril	9,166	9,031	0	3,411	0	(3,285)	886	0	(568)	1,264	1,100	264
4. Homeowners multiple peril	0	0	0	0	0	0	0	0	0	0	0	20,841
5.1 Commercial multiple peril (non-liability portion)	2,703,320	2,601,679	0	1,306,690	874,454	881,232	698,171	22,609	(21,875)	232,639	349,355	72,879
5.2 Commercial multiple peril (liability portion)	1,909,225	1,866,917	0	931,242	813,783	649,491	1,319,996	230,761	94,799	362,932	322,806	52,592
6. Mortgage guaranty	0	0	0	0	0	0	0	0	0	0	0	0
8. Ocean marine	0	0	0	0	0	0	0	0	0	0	0	0
9. Inland marine	15,971	15,441	0	7,823	0	(2,108)	(182)	0	(32)	284	4,798	1,418
10. Financial guaranty	0	0	0	0	0	0	0	0	0	0	0	0
11. Medical malpractice	0	0	0	0	0	(382)	1,068	0	(195)	900	0	0
12. Earthquake	0	0	0	0	0	(3)	(1)	0	(9)	1	0	403
13. Group accident and health	60,815	76,331	3,926	1,099	8,724	(9,098)	25,700	0	(952)	1,370	0	898
14. Credit A & H (group and individual)	0	0	0	0	0	0	0	0	0	0	0	0
15.1 Collectively renewable A & H	0	0	0	0	0	0	0	0	0	0	0	0
15.2 Non-cancellable A & H	0	0	0	0	0	0	0	0	0	0	0	0
15.3 Guaranteed renewable A & H	0	0	0	0	0	0	0	0	0	0	0	0
15.4 Non-renewable for stated reasons only	0	0	0	0	0	0	0	0	0	0	0	0
15.5 Other accident only	0	145	0	4	0	(2)	93	0	0	0	0	4
15.6 All other A & H	0	0	0	0	0	0	0	0	0	0	0	0
15.7 Federal employees health benefits program premium	0	0	0	0	0	0	0	0	0	0	0	0
16. Workers' compensation	1,072,680	1,193,700	43,259	465,794	883,485	1,413,414	3,048,860	48,818	21,982	175,195	166,312	33,434
17. Other liability	1,021,372	955,766	0	506,040	1,120,728	1,005,561	1,647,032	11,604	(23,799)	184,779	95,758	26,915
18. Products liability	122,477	127,218	0	81,000	0	(47,997)	104,221	0	(14,094)	70,126	1,813	4,044
19.1 Private passenger auto no-fault (personal injury protection)	0	0	0	0	0	3,955	89,457	0	0	0	0	0
19.2 Other private passenger auto liability	84,892,263	79,161,286	0	22,250,655	40,223,197	40,322,024	40,437,100	1,089,502	(852,067)	6,079,457	9,956,246	2,150,810
19.3 Commercial auto no-fault (personal injury protection)	0	0	0	0	0	(509)	(516)	0	1	5	0	0
19.4 Other commercial auto liability	2,472,312	2,595,587	0	1,206,011	998,445	(383,123)	3,332,068	81,083	(343,594)	630,107	345,697	71,985
21.1 Private passenger auto physical damage	53,250,864	49,802,661	0	13,807,883	30,634,333	30,508,989	1,704,247	53,094	8,022	75,582	6,054,873	1,338,494
21.2 Commercial auto physical damage	1,014,359	1,057,764	0	494,938	418,056	380,898	39,673	974	(3,044)	2,642	162,692	29,774
22. Aircraft (all perils)	0	0	0	0	0	0	0	0	0	0	0	0
23. Fidelity	2,265	551	0	1,718	0	7	137	0	(23)	21	241	35
24. Surety	0	0	0	0	0	127	3	0	(16)	2	0	0
26. Burglary and theft	0	120	0	0	0	(72)	(6)	0	(8)	1	1	3
27. Boiler and machinery	93,711	92,284	0	46,741	27,162	20,775	184	0	(34)	994	7,482	2,712
28. Credit	0	0	0	0	0	0	0	0	0	0	0	0
33. Aggregate write-ins for other lines of business	0	0	0	0	0	0	0	0	0	0	0	0
34. TOTALS (a)	148,657,651	139,572,440	47,185	41,122,160	76,003,342	74,737,325	52,447,877	1,538,446	(1,135,655)	7,818,680	17,477,186	3,809,541
<b>DETAILS OF WRITE-INS</b>												
3301.	0	0	0	0	0	0	0	0	0	0	0	0
3302.	0	0	0	0	0	0	0	0	0	0	0	0
3303.	0	0	0	0	0	0	0	0	0	0	0	0
3398. Summary of remaining write-ins for Line 33 from overflow page	0	0	0	0	0	0	0	0	0	0	0	0
3399. Totals (Lines 3301 thru 3303 plus 3398) (Line 33 above)	0	0	0	0	0	0	0	0	0	0	0	0

(a) Finance and service charges not included in Line 1 to 34 \$ 3,105,399

24.SC



**ANNUAL STATEMENT FOR THE YEAR 2002 OF THE NATIONWIDE MUTUAL INSURANCE COMPANY**

**EXHIBIT OF PREMIUMS AND LOSSES (Statutory Page 14 Data)**

NAIC Group Code **0140**

**BUSINESS IN THE STATE OF South Dakota**

**DURING THE YEAR 2002**

NAIC Company Code **23787**

Line of Business	Gross Premiums, Including Policy and Membership Fees Less Return Premiums and Premiums on Policies not Taken		3 Dividends Paid or Credited to Policyholders on Direct Business	4 Direct Unearned Premium Reserves	5 Direct Losses Paid (deducting salvage)	6 Direct Losses Incurred	7 Direct Losses Unpaid	8 Direct Defense and Cost Containment Expense Paid	9 Direct Defense and Cost Containment Expense Incurred	10 Direct Defense and Cost Containment Expense Unpaid	11 Commissions and Brokerage Expenses	12 Taxes, Licenses, and Fees
	1 Direct Premiums Written	2 Direct Premiums Earned										
1. Fire	95,960	(20,736)	0	132,902	777	2,545	3,018	0	53	(609)	18,077	3,926
2.1 Allied lines	106,691	(13,931)	0	135,625	52,405	84,233	35,310	0	(1,021)	(1,380)	20,602	4,546
2.2 Multiple peril crop	0	0	0	0	0	0	0	0	0	0	0	0
2.3 Federal flood	0	0	0	0	0	513	604	0	557	404	0	0
3. Farmowners multiple peril	412,770	605,663	0	0	148,064	94,927	20,072	5,733	(9,548)	5,296	64,634	10,755
4. Homeowners multiple peril	0	0	0	0	0	0	0	0	0	0	0	6
5.1 Commercial multiple peril (non-liability portion)	559,791	457,134	0	281,755	143,920	177,695	48,060	2,789	4,914	1,791	104,127	18,631
5.2 Commercial multiple peril (liability portion)	469,137	399,738	0	217,202	46,721	529,432	631,569	46,871	126,713	115,324	91,739	15,222
6. Mortgage guaranty	0	0	0	0	0	0	0	0	0	0	0	0
8. Ocean marine	0	0	0	0	0	0	0	0	0	0	0	0
9. Inland marine	612,112	537,533	0	293,365	96,928	125,704	41,943	892	(1,772)	(1,783)	118,490	19,759
10. Financial guaranty	0	0	0	0	0	0	0	0	0	0	0	0
11. Medical malpractice	0	0	0	0	0	0	0	0	0	0	0	0
12. Earthquake	58	57	0	31	0	2	2	0	(1)	(1)	9	2
13. Group accident and health	0	0	0	0	0	0	0	0	0	0	0	0
14. Credit A & H (group and individual)	0	0	0	0	0	0	0	0	0	0	0	0
15.1 Collectively renewable A & H	0	0	0	0	0	0	0	0	0	0	0	0
15.2 Non-cancellable A & H	0	0	0	0	0	0	0	0	0	0	0	0
15.3 Guaranteed renewable A & H	0	0	0	0	0	0	0	0	0	0	0	0
15.4 Non-renewable for stated reasons only	0	0	0	0	0	0	0	0	0	0	0	0
15.5 Other accident only	0	3	0	0	0	0	2	0	0	0	0	0
15.6 All other A & H	0	0	0	0	0	0	0	0	0	0	0	0
15.7 Federal employees health benefits program premium	0	0	0	0	0	0	0	0	0	0	0	0
16. Workers' compensation	2,877,925	2,474,927	23,421	1,320,931	882,783	1,762,621	2,336,054	48,753	46,820	141,572	241,077	100,613
17. Other liability	263,471	215,602	0	144,808	288,540	281,448	283,725	31,731	66,822	59,213	45,916	8,515
18. Products liability	43,018	28,057	0	27,569	0	(9,411)	37,289	0	(1,944)	17,102	7,933	1,371
19.1 Private passenger auto no-fault (personal injury protection)	0	0	0	0	0	0	0	0	0	0	0	0
19.2 Other private passenger auto liability	495,088	452,146	0	214,606	185,393	232,999	375,122	17,508	11,416	44,711	59,042	18,739
19.3 Commercial auto no-fault (personal injury protection)	0	0	0	0	0	0	0	0	0	0	0	0
19.4 Other commercial auto liability	1,526,027	1,423,528	0	720,564	1,288,361	1,128,057	1,935,556	30,911	113,242	196,915	238,249	45,963
21.1 Private passenger auto physical damage	467,343	416,766	0	200,849	184,347	178,143	(405)	1,356	1,409	652	54,218	18,157
21.2 Commercial auto physical damage	991,796	882,928	0	470,252	375,463	337,578	(27,646)	2,265	(2,277)	(3,930)	154,737	31,226
22. Aircraft (all perils)	0	0	0	0	0	0	0	0	0	0	0	0
23. Fidelity	26,134	26,763	0	14,555	0	579	1,166	0	124	4	5,399	786
24. Surety	150,390	151,059	0	74,253	(3,000)	42,379	75,056	5,004	8,592	5,294	48,382	4,116
26. Burglary and theft	16,742	13,354	0	11,433	0	575	476	0	109	110	3,156	399
27. Boiler and machinery	0	0	0	0	0	0	0	0	0	0	0	0
28. Credit	0	0	0	0	0	0	0	0	0	0	0	0
33. Aggregate write-ins for other lines of business	0	0	0	0	0	0	0	0	0	0	0	0
34. TOTALS (a)	9,114,454	8,050,590	23,421	4,260,700	3,690,702	4,970,019	5,796,971	193,811	364,209	580,686	1,275,788	302,732
<b>DETAILS OF WRITE-INS</b>												
3301.	0	0	0	0	0	0	0	0	0	0	0	0
3302.	0	0	0	0	0	0	0	0	0	0	0	0
3303.	0	0	0	0	0	0	0	0	0	0	0	0
3398. Summary of remaining write-ins for Line 33 from overflow page	0	0	0	0	0	0	0	0	0	0	0	0
3399. Totals (Lines 3301 thru 3303 plus 3398) (Line 33 above)	0	0	0	0	0	0	0	0	0	0	0	0

(a) Finance and service charges not included in Line 1 to 34 \$ 123,131

24.SD



**ANNUAL STATEMENT FOR THE YEAR 2002 OF THE NATIONWIDE MUTUAL INSURANCE COMPANY**

**EXHIBIT OF PREMIUMS AND LOSSES (Statutory Page 14 Data)**

NAIC Group Code **0140**

**BUSINESS IN THE STATE OF Tennessee**

**DURING THE YEAR 2002**

NAIC Company Code **23787**

Line of Business	Gross Premiums, Including Policy and Membership Fees Less Return Premiums and Premiums on Policies not Taken		3 Dividends Paid or Credited to Policyholders on Direct Business	4 Direct Unearned Premium Reserves	5 Direct Losses Paid (deducting salvage)	6 Direct Losses Incurred	7 Direct Losses Unpaid	8 Direct Defense and Cost Containment Expense Paid	9 Direct Defense and Cost Containment Expense Incurred	10 Direct Defense and Cost Containment Expense Unpaid	11 Commissions and Brokerage Expenses	12 Taxes, Licenses, and Fees
	1 Direct Premiums Written	2 Direct Premiums Earned										
1. Fire	1,364	2,425	0	367	0	(1,131)	(1,119)	0	(526)	(362)	162	(2,298)
2.1 Allied lines	593	641	0	176	0	(724)	(693)	0	(668)	(274)	65	(558)
2.2 Multiple peril crop	0	0	0	0	0	0	0	0	0	0	0	0
2.3 Federal flood	0	0	0	0	0	86	100	0	86	57	0	0
3. Farmowners multiple peril	2,457	13,698	0	126	0	(7,354)	(331)	0	(2,953)	252	444	(161)
4. Homeowners multiple peril	0	0	0	0	0	0	0	0	0	0	0	8,604
5.1 Commercial multiple peril (non-liability portion)	2,790,278	2,488,929	0	1,420,082	1,867,010	1,692,563	723,928	23,943	16,654	170,262	470,792	(119,338)
5.2 Commercial multiple peril (liability portion)	1,983,394	1,749,033	0	966,274	1,913,526	992,987	2,632,389	257,494	116,966	371,975	299,416	27,593
6. Mortgage guaranty	0	0	0	0	0	0	0	0	0	0	0	0
8. Ocean marine	0	0	0	0	0	0	0	0	0	0	0	0
9. Inland marine	24,837	18,427	0	13,577	230	(2,697)	(593)	0	(1,676)	(978)	2,520	(692)
10. Financial guaranty	0	0	0	0	0	0	0	0	0	0	0	0
11. Medical malpractice	0	0	0	0	0	(10)	1,096	0	(5)	678	0	0
12. Earthquake	0	0	0	0	0	49	80	0	74	59	0	154
13. Group accident and health	0	11	0	0	0	(22)	0	0	(1)	0	0	0
14. Credit A & H (group and individual)	0	0	0	0	0	0	0	0	0	0	0	0
15.1 Collectively renewable A & H	0	0	0	0	0	0	0	0	0	0	0	0
15.2 Non-cancellable A & H	0	0	0	0	0	0	0	0	0	0	0	0
15.3 Guaranteed renewable A & H	0	0	0	0	0	0	0	0	0	0	0	0
15.4 Non-renewable for stated reasons only	0	0	0	0	0	0	0	0	0	0	0	0
15.5 Other accident only	0	26	0	0	0	(29)	27	0	0	0	0	(1)
15.6 All other A & H	0	0	0	0	0	0	0	0	0	0	0	0
15.7 Federal employees health benefits program premium	0	0	0	0	0	0	0	0	0	0	0	0
16. Workers' compensation	710,865	727,207	17,466	312,900	546,367	939,027	2,895,956	23,610	(35,445)	103,022	108,168	9,223
17. Other liability	1,104,458	1,055,274	0	530,103	489,235	718,295	5,025,805	22,398	(17,155)	187,560	106,284	13,539
18. Products liability	208,636	197,792	0	97,101	0	(70,047)	145,304	175	(16,873)	96,528	32,058	2,459
19.1 Private passenger auto no-fault (personal injury protection)	0	0	0	0	0	0	0	0	0	0	0	0
19.2 Other private passenger auto liability	43,893,945	44,004,032	0	10,528,658	24,087,997	22,141,720	24,879,155	1,192,337	381,320	3,249,644	4,774,858	543,901
19.3 Commercial auto no-fault (personal injury protection)	0	0	0	0	0	0	0	0	0	0	0	0
19.4 Other commercial auto liability	1,043,232	1,041,083	0	539,080	992,089	407,455	1,744,638	64,234	3,341	152,910	155,781	(111,813)
21.1 Private passenger auto physical damage	32,399,441	32,281,517	0	7,843,720	21,690,886	20,971,307	858,132	82,763	45,384	48,157	3,443,472	391,519
21.2 Commercial auto physical damage	372,800	355,755	0	200,155	228,998	216,948	12,407	3,992	2,816	426	56,358	(90,059)
22. Aircraft (all perils)	0	0	0	0	0	0	0	0	0	0	0	0
23. Fidelity	13,711	13,738	0	9,305	0	(320)	58	0	(3)	357	2,557	(779)
24. Surety	104,590	117,137	0	42,112	0	(5,589)	17,138	7,381	7,385	3,807	34,139	2,060
26. Burglary and theft	0	313	0	0	0	(177)	18	0	42	35	8	(42)
27. Boiler and machinery	47,018	43,387	0	23,507	2,991	634	765	0	91	532	5,797	779
28. Credit	0	0	0	0	0	0	0	0	0	0	0	0
33. Aggregate write-ins for other lines of business	0	0	0	0	0	0	0	0	0	0	0	0
34. TOTALS (a)	84,701,619	84,110,424	17,466	22,527,242	51,819,329	47,992,970	38,934,262	1,678,327	498,852	4,384,647	9,492,877	674,091
<b>DETAILS OF WRITE-INS</b>												
3301.	0	0	0	0	0	0	0	0	0	0	0	0
3302.	0	0	0	0	0	0	0	0	0	0	0	0
3303.	0	0	0	0	0	0	0	0	0	0	0	0
3398. Summary of remaining write-ins for Line 33 from overflow page	0	0	0	0	0	0	0	0	0	0	0	0
3399. Totals (Lines 3301 thru 3303 plus 3398) (Line 33 above)	0	0	0	0	0	0	0	0	0	0	0	0

(a) Finance and service charges not included in Line 1 to 34 \$ 1,737,763

24. TN



ANNUAL STATEMENT FOR THE YEAR 2002 OF THE NATIONWIDE MUTUAL INSURANCE COMPANY

EXHIBIT OF PREMIUMS AND LOSSES (Statutory Page 14 Data)

NAIC Group Code 0140

BUSINESS IN THE STATE OF Texas

DURING THE YEAR 2002

NAIC Company Code 23787

Line of Business	Gross Premiums, Including Policy and Membership Fees Less Return Premiums and Premiums on Policies not Taken		3 Dividends Paid or Credited to Policyholders on Direct Business	4 Direct Unearned Premium Reserves	5 Direct Losses Paid (deducting salvage)	6 Direct Losses Incurred	7 Direct Losses Unpaid	8 Direct Defense and Cost Containment Expense Paid	9 Direct Defense and Cost Containment Expense Incurred	10 Direct Defense and Cost Containment Expense Unpaid	11 Commissions and Brokerage Expenses	12 Taxes, Licenses, and Fees
	1 Direct Premiums Written	2 Direct Premiums Earned										
1. Fire	945,455	1,001,627	0	430,281	687,701	623,947	58,996	18,910	19,918	7,530	128,182	21,053
2.1 Allied lines	3,025,556	3,155,625	0	1,362,334	3,414,473	3,441,694	637,021	236,165	238,669	24,828	590,036	66,523
2.2 Multiple peril crop	0	0	0	0	0	0	0	0	0	0	0	0
2.3 Federal flood	0	0	0	0	0	0	0	0	0	0	0	0
3. Farmowners multiple peril	0	0	0	0	0	0	0	0	0	0	205	0
4. Homeowners multiple peril	1,262,506	1,811,297	0	588,497	1,626,619	952,036	844,271	43,244	(11,164)	107,474	520,284	69,302
5.1 Commercial multiple peril (non-liability portion)	119,924	150,831	0	57,352	37,025	(106,348)	32,864	4,852	(21,230)	20,355	2,785	3,491
5.2 Commercial multiple peril (liability portion)	173,024	170,356	0	75,019	22,159	(291,745)	781,214	45,765	(9,558)	193,941	10,382	4,048
6. Mortgage guaranty	0	0	0	0	0	0	0	0	0	0	0	0
8. Ocean marine	0	0	0	0	0	0	0	0	0	0	0	0
9. Inland marine	2,762,047	2,955,101	0	1,208,965	1,371,502	1,651,794	626,971	1,710	(15,123)	22,122	570,982	61,901
10. Financial guaranty	0	0	0	0	0	0	0	0	0	0	0	0
11. Medical malpractice	0	0	0	0	0	0	0	0	0	0	0	0
12. Earthquake	0	0	0	0	0	0	0	0	0	0	0	0
13. Group accident and health	416	1,457	0	381	0	(925)	200	0	(24)	11	0	7
14. Credit A & H (group and individual)	0	0	0	0	0	0	0	0	0	0	0	0
15.1 Collectively renewable A & H	0	0	0	0	0	0	0	0	0	0	0	0
15.2 Non-cancellable A & H	0	0	0	0	0	0	0	0	0	0	0	0
15.3 Guaranteed renewable A & H	0	0	0	0	0	0	0	0	0	0	0	0
15.4 Non-renewable for stated reasons only	0	0	0	0	0	0	0	0	0	0	0	0
15.5 Other accident only	0	5	0	0	0	0	3	0	0	0	0	0
15.6 All other A & H	0	0	0	0	0	0	0	0	0	0	0	0
15.7 Federal employees health benefits program premium	0	0	0	0	0	0	0	0	0	0	0	0
16. Workers' compensation	26,025	28,732	0	11,224	323,931	700,537	2,653,790	8,590	(19,690)	67,224	2,380	655
17. Other liability	1,859,449	1,740,051	0	882,503	2,135,790	713,666	5,489,397	698	(29,087)	499,712	184,524	39,368
18. Products liability	851	673	0	246	500	(47,428)	116,970	0	(19,754)	100,361	188	26
19.1 Private passenger auto no-fault (personal injury protection)	4,886,607	5,461,414	0	1,029,882	6,591,731	5,996,174	2,363,032	29,483	(22,202)	42,292	539,162	118,448
19.2 Other private passenger auto liability	94,234,201	103,679,171	0	20,754,382	72,142,881	59,603,505	54,478,503	2,455,625	(351,501)	7,740,207	10,820,871	2,260,368
19.3 Commercial auto no-fault (personal injury protection)	4,296	5,857	0	1,974	16,249	16,605	2,502	141	(9)	603	(141)	104
19.4 Other commercial auto liability	171,169	218,242	0	89,640	79,917	(7,525)	362,671	16,032	(9,347)	45,407	2,813	4,391
21.1 Private passenger auto physical damage	69,030,241	75,368,556	0	14,770,858	48,719,438	46,457,637	2,195,475	86,720	11,732	109,927	7,690,900	1,624,412
21.2 Commercial auto physical damage	85,466	98,850	0	37,543	38,969	34,826	4,293	6	(250)	213	(1,630)	2,102
22. Aircraft (all perils)	0	0	0	0	0	0	0	0	0	0	0	0
23. Fidelity	0	0	0	0	0	(58)	(13)	0	(1)	(1)	0	0
24. Surety	1,150	704	0	802	0	479	683	0	72	69	374	70
26. Burglary and theft	0	0	0	0	0	0	0	0	0	0	0	0
27. Boiler and machinery	1,839	204	0	1,635	0	(51)	127	0	1	1	471	30
28. Credit	0	0	0	0	0	0	0	0	0	0	0	0
33. Aggregate write-ins for other lines of business	0	0	0	0	0	0	0	0	0	0	0	0
34. TOTALS (a)	178,590,223	195,848,754	0	41,303,519	137,208,882	119,738,819	70,648,968	2,947,942	(238,548)	8,982,275	21,062,766	4,276,299
<b>DETAILS OF WRITE-INS</b>												
3301.	0	0	0	0	0	0	0	0	0	0	0	0
3302.	0	0	0	0	0	0	0	0	0	0	0	0
3303.	0	0	0	0	0	0	0	0	0	0	0	0
3398. Summary of remaining write-ins for Line 33 from overflow page	0	0	0	0	0	0	0	0	0	0	0	0
3399. Totals (Lines 3301 thru 3303 plus 3398) (Line 33 above)	0	0	0	0	0	0	0	0	0	0	0	0

(a) Finance and service charges not included in Line 1 to 34 \$ 1,728,548

24.TX



ANNUAL STATEMENT FOR THE YEAR 2002 OF THE NATIONWIDE MUTUAL INSURANCE COMPANY

EXHIBIT OF PREMIUMS AND LOSSES (Statutory Page 14 Data)

NAIC Group Code 0140

BUSINESS IN THE STATE OF U.S. Virgin Islands

DURING THE YEAR 2002

NAIC Company Code 23787

Line of Business	Gross Premiums, Including Policy and Membership Fees Less Return Premiums and Premiums on Policies not Taken		3 Dividends Paid or Credited to Policyholders on Direct Business	4 Direct Unearned Premium Reserves	5 Direct Losses Paid (deducting salvage)	6 Direct Losses Incurred	7 Direct Losses Unpaid	8 Direct Defense and Cost Containment Expense Paid	9 Direct Defense and Cost Containment Expense Incurred	10 Direct Defense and Cost Containment Expense Unpaid	11 Commissions and Brokerage Expenses	12 Taxes, Licenses, and Fees
	1 Direct Premiums Written	2 Direct Premiums Earned										
1. Fire	0	0	0	0	0	0	0	0	0	0	0	0
2.1 Allied lines	0	0	0	0	0	0	0	0	0	0	0	0
2.2 Multiple peril crop	0	0	0	0	0	0	0	0	0	0	0	0
2.3 Federal flood	0	0	0	0	0	0	0	0	0	0	0	0
3. Farmowners multiple peril	0	0	0	0	0	0	0	0	0	0	0	0
4. Homeowners multiple peril	0	0	0	0	0	0	0	0	0	0	0	0
5.1 Commercial multiple peril (non-liability portion)	0	0	0	0	0	0	(1)	0	0	0	0	0
5.2 Commercial multiple peril (liability portion)	0	0	0	0	0	(7)	(14)	0	0	(10)	0	0
6. Mortgage guaranty	0	0	0	0	0	0	0	0	0	0	0	0
8. Ocean marine	0	0	0	0	0	0	0	0	0	0	0	0
9. Inland marine	0	0	0	0	0	0	0	0	0	0	0	0
10. Financial guaranty	0	0	0	0	0	0	0	0	0	0	0	0
11. Medical malpractice	0	0	0	0	0	0	0	0	0	0	0	0
12. Earthquake	0	0	0	0	0	0	0	0	0	0	0	0
13. Group accident and health	0	0	0	0	0	0	0	0	0	0	0	0
14. Credit A & H (group and individual)	0	0	0	0	0	0	0	0	0	0	0	0
15.1 Collectively renewable A & H	0	0	0	0	0	0	0	0	0	0	0	0
15.2 Non-cancellable A & H	0	0	0	0	0	0	0	0	0	0	0	0
15.3 Guaranteed renewable A & H	0	0	0	0	0	0	0	0	0	0	0	0
15.4 Non-renewable for stated reasons only	0	0	0	0	0	0	0	0	0	0	0	0
15.5 Other accident only	0	0	0	0	0	0	0	0	0	0	0	0
15.6 All other A & H	0	0	0	0	0	0	0	0	0	0	0	0
15.7 Federal employees health benefits program premium	0	0	0	0	0	0	0	0	0	0	0	0
16. Workers' compensation	0	0	0	0	0	0	0	0	0	0	0	0
17. Other liability	0	0	0	0	0	(5)	(4)	0	2	37	0	0
18. Products liability	0	0	0	0	0	0	0	0	0	0	0	0
19.1 Private passenger auto no-fault (personal injury protection)	0	0	0	0	0	0	0	0	0	0	0	0
19.2 Other private passenger auto liability	0	0	0	0	0	0	0	0	0	0	0	1,195
19.3 Commercial auto no-fault (personal injury protection)	0	0	0	0	0	0	0	0	0	0	0	0
19.4 Other commercial auto liability	0	0	0	0	0	0	0	0	0	0	0	0
21.1 Private passenger auto physical damage	0	0	0	0	0	0	0	0	0	0	0	0
21.2 Commercial auto physical damage	0	0	0	0	0	0	0	0	0	0	0	0
22. Aircraft (all perils)	0	0	0	0	0	0	0	0	0	0	0	0
23. Fidelity	0	0	0	0	0	0	0	0	0	0	0	0
24. Surety	0	0	0	0	0	18	60	0	0	0	0	0
26. Burglary and theft	0	0	0	0	0	0	0	0	0	0	0	0
27. Boiler and machinery	0	0	0	0	0	0	0	0	0	0	0	0
28. Credit	0	0	0	0	0	0	0	0	0	0	0	0
33. Aggregate write-ins for other lines of business	0	0	0	0	0	0	0	0	0	0	0	0
34. TOTALS (a)	0	0	0	0	0	6	41	0	2	27	0	1,195
<b>DETAILS OF WRITE-INS</b>												
3301.	0	0	0	0	0	0	0	0	0	0	0	0
3302.	0	0	0	0	0	0	0	0	0	0	0	0
3303.	0	0	0	0	0	0	0	0	0	0	0	0
3398. Summary of remaining write-ins for Line 33 from overflow page	0	0	0	0	0	0	0	0	0	0	0	0
3399. Totals (Lines 3301 thru 3303 plus 3398) (Line 33 above)	0	0	0	0	0	0	0	0	0	0	0	0

(a) Finance and service charges not included in Line 1 to 34 \$ 0

24.VI



ANNUAL STATEMENT FOR THE YEAR 2002 OF THE NATIONWIDE MUTUAL INSURANCE COMPANY

EXHIBIT OF PREMIUMS AND LOSSES (Statutory Page 14 Data)

NAIC Group Code 0140

BUSINESS IN THE STATE OF Utah

DURING THE YEAR 2002

NAIC Company Code 23787

Line of Business	Gross Premiums, Including Policy and Membership Fees Less Return Premiums and Premiums on Policies not Taken		3 Dividends Paid or Credited to Policyholders on Direct Business	4 Direct Unearned Premium Reserves	5 Direct Losses Paid (deducting salvage)	6 Direct Losses Incurred	7 Direct Losses Unpaid	8 Direct Defense and Cost Containment Expense Paid	9 Direct Defense and Cost Containment Expense Incurred	10 Direct Defense and Cost Containment Expense Unpaid	11 Commissions and Brokerage Expenses	12 Taxes, Licenses, and Fees
	1 Direct Premiums Written	2 Direct Premiums Earned										
1. Fire	74,898	46,209	0	46,950	0	1,804	1,395	0	(104)	(157)	14,401	2,631
2.1 Allied lines	63,404	38,416	0	35,553	2,508	13,940	11,288	0	(1,067)	(236)	12,060	2,390
2.2 Multiple peril crop	0	0	0	0	0	0	0	0	0	0	0	0
2.3 Federal flood	0	0	0	0	0	65	75	0	59	46	0	0
3. Farmowners multiple peril	665,172	644,854	0	263,503	169,475	106,925	35,084	2,991	(5,937)	2,744	120,507	19,317
4. Homeowners multiple peril	1,581,550	2,363,907	0	524,089	1,433,906	1,368,183	264,260	26,261	8,167	41,951	282,782	17,397
5.1 Commercial multiple peril (non-liability portion)	627,816	501,239	0	336,538	178,202	183,255	29,789	203	1,348	2,068	123,159	19,969
5.2 Commercial multiple peril (liability portion)	428,352	336,686	0	216,720	22,557	46,260	85,585	12,655	29,912	62,025	87,972	14,201
6. Mortgage guaranty	0	0	0	0	0	0	0	0	0	0	0	0
8. Ocean marine	0	0	0	0	0	0	0	0	0	0	0	0
9. Inland marine	556,029	545,759	0	236,744	174,924	211,033	80,840	1,169	(572)	(1,523)	128,599	12,998
10. Financial guaranty	0	0	0	0	0	0	0	0	0	0	0	0
11. Medical malpractice	0	0	0	0	0	0	0	0	0	0	0	0
12. Earthquake	58,259	90,475	0	19,753	0	(1,020)	1,497	0	1,033	862	10,422	494
13. Group accident and health	0	0	0	0	0	0	0	0	0	0	0	0
14. Credit A & H (group and individual)	0	0	0	0	0	0	0	0	0	0	0	0
15.1 Collectively renewable A & H	0	0	0	0	0	0	0	0	0	0	0	0
15.2 Non-cancellable A & H	0	0	0	0	0	0	0	0	0	0	0	0
15.3 Guaranteed renewable A & H	0	0	0	0	0	0	0	0	0	0	0	0
15.4 Non-renewable for stated reasons only	0	0	0	0	0	0	0	0	0	0	0	0
15.5 Other accident only	0	0	0	0	0	0	0	0	0	0	0	0
15.6 All other A & H	0	0	0	0	0	0	0	0	0	0	0	0
15.7 Federal employees health benefits program premium	0	0	0	0	0	0	0	0	0	0	0	0
16. Workers' compensation	13,042	12,048	0	3,026	7,075	(7,149)	20,790	0	(2,368)	1,265	805	436
17. Other liability	191,072	96,204	0	157,972	4,099	(88,984)	225,043	0	(24,947)	36,266	32,362	5,500
18. Products liability	72,465	61,341	0	36,165	0	(9,660)	26,783	0	(581)	14,182	14,930	2,199
19.1 Private passenger auto no-fault (personal injury protection)	621,305	614,235	0	157,881	413,994	412,584	(96,241)	5,356	(26,009)	29,961	6,004	14,293
19.2 Other private passenger auto liability	5,448,021	5,417,114	0	1,408,588	2,626,525	3,471,234	2,797,268	114,719	59,498	401,148	74,245	126,402
19.3 Commercial auto no-fault (personal injury protection)	34,455	33,250	0	15,515	27,098	28,623	11,230	111	283	679	6,147	810
19.4 Other commercial auto liability	2,231,848	1,974,586	0	1,028,937	684,072	802,808	933,631	19,340	83,211	165,335	397,622	61,531
21.1 Private passenger auto physical damage	3,913,782	3,870,668	0	1,046,689	2,195,701	2,286,635	96,924	5,514	1,757	5,092	63,972	91,689
21.2 Commercial auto physical damage	630,931	559,426	0	280,850	345,556	307,656	(13,063)	970	(277)	(1,346)	112,338	17,345
22. Aircraft (all perils)	0	0	0	0	0	0	0	0	0	0	0	0
23. Fidelity	21,329	22,745	0	16,174	0	107	635	0	65	(8)	4,506	487
24. Surety	143,310	123,430	0	88,075	0	10,991	15,864	0	214	1,970	47,441	3,278
26. Burglary and theft	12,255	11,722	0	3,710	0	205	134	0	(3)	15	2,228	418
27. Boiler and machinery	3,151	1,127	0	2,024	0	4	6	0	0	0	570	146
28. Credit	0	0	0	0	0	0	0	0	0	0	0	0
33. Aggregate write-ins for other lines of business	0	0	0	0	0	0	0	0	0	0	0	0
34. TOTALS (a)	17,392,445	17,365,440	0	5,925,455	8,285,694	9,145,500	4,528,815	189,289	123,683	762,340	1,543,070	413,929
<b>DETAILS OF WRITE-INS</b>												
3301.	0	0	0	0	0	0	0	0	0	0	0	0
3302.	0	0	0	0	0	0	0	0	0	0	0	0
3303.	0	0	0	0	0	0	0	0	0	0	0	0
3398. Summary of remaining write-ins for Line 33 from overflow page	0	0	0	0	0	0	0	0	0	0	0	0
3399. Totals (Lines 3301 thru 3303 plus 3398) (Line 33 above)	0	0	0	0	0	0	0	0	0	0	0	0

(a) Finance and service charges not included in Line 1 to 34 \$ 228,529

24. UT



ANNUAL STATEMENT FOR THE YEAR 2002 OF THE NATIONWIDE MUTUAL INSURANCE COMPANY

EXHIBIT OF PREMIUMS AND LOSSES (Statutory Page 14 Data)

NAIC Group Code 0140

BUSINESS IN THE STATE OF Vermont

DURING THE YEAR 2002

NAIC Company Code 23787

Line of Business	Gross Premiums, Including Policy and Membership Fees Less Return Premiums and Premiums on Policies not Taken		3 Dividends Paid or Credited to Policyholders on Direct Business	4 Direct Unearned Premium Reserves	5 Direct Losses Paid (deducting salvage)	6 Direct Losses Incurred	7 Direct Losses Unpaid	8 Direct Defense and Cost Containment Expense Paid	9 Direct Defense and Cost Containment Expense Incurred	10 Direct Defense and Cost Containment Expense Unpaid	11 Commissions and Brokerage Expenses	12 Taxes, Licenses, and Fees
	1 Direct Premiums Written	2 Direct Premiums Earned										
1. Fire	859	534	0	357	0	(35)	(13)	0	(1)	10	94	67
2.1 Allied lines	392	220	0	210	0	(9)	0	0	0	1	53	31
2.2 Multiple peril crop	0	0	0	0	0	0	0	0	0	0	0	0
2.3 Federal flood	0	0	0	0	0	0	0	0	0	0	0	0
3. Farmowners multiple peril	0	0	0	0	0	0	0	0	0	0	0	0
4. Homeowners multiple peril	0	0	0	0	0	0	0	0	0	0	0	1,689
5.1 Commercial multiple peril (non-liability portion)	564,332	551,796	0	267,063	1,053,945	763,700	93,645	5,617	(1,133)	40,555	85,271	11,066
5.2 Commercial multiple peril (liability portion)	590,177	572,052	0	283,369	149,432	113,967	492,474	68,385	5,758	142,142	76,492	11,544
6. Mortgage guaranty	0	0	0	0	0	0	0	0	0	0	0	0
8. Ocean marine	0	0	0	0	0	0	0	0	0	0	0	0
9. Inland marine	17,137	14,210	0	9,317	0	(1,548)	(92)	0	(17)	219	1,833	433
10. Financial guaranty	0	0	0	0	0	0	0	0	0	0	0	0
11. Medical malpractice	300	300	0	187	0	(128)	741	0	(47)	495	33	6
12. Earthquake	0	0	0	0	0	0	0	0	0	0	0	4
13. Group accident and health	397	464	93	34	0	(142)	100	0	(7)	6	0	8
14. Credit A & H (group and individual)	0	0	0	0	0	0	0	0	0	0	0	0
15.1 Collectively renewable A & H	0	0	0	0	0	0	0	0	0	0	0	0
15.2 Non-cancellable A & H	0	0	0	0	0	0	0	0	0	0	0	0
15.3 Guaranteed renewable A & H	0	0	0	0	0	0	0	0	0	0	0	0
15.4 Non-renewable for stated reasons only	0	0	0	0	0	0	0	0	0	0	0	0
15.5 Other accident only	0	11	0	0	0	1	7	0	0	0	0	0
15.6 All other A & H	0	0	0	0	0	0	0	0	0	0	0	0
15.7 Federal employees health benefits program premium	0	0	0	0	0	0	0	0	0	0	0	0
16. Workers' compensation	626,415	654,969	13,120	279,921	565,572	995,699	1,640,318	66,126	61,687	68,660	29,485	11,975
17. Other liability	290,035	263,517	0	155,673	13,947	(16,886)	443,241	2,239	(2,837)	53,997	31,101	5,613
18. Products liability	59,324	59,565	0	30,045	0	(9,866)	51,356	0	(22)	32,834	4,217	1,144
19.1 Private passenger auto no-fault (personal injury protection)	0	0	0	0	0	0	0	0	0	0	0	0
19.2 Other private passenger auto liability	8,221,941	8,255,289	0	1,950,752	5,598,622	4,535,742	6,445,626	228,637	58,954	644,821	902,351	159,721
19.3 Commercial auto no-fault (personal injury protection)	0	0	0	0	0	0	0	0	0	0	0	0
19.4 Other commercial auto liability	446,436	421,339	0	245,881	94,942	(8,987)	296,221	2,235	(15,863)	46,093	60,805	8,684
21.1 Private passenger auto physical damage	6,723,058	6,574,224	0	1,684,186	4,037,536	3,952,481	191,244	3,302	(4,129)	9,990	741,156	130,489
21.2 Commercial auto physical damage	211,311	204,581	0	109,581	178,189	173,120	8,756	8	(362)	364	25,266	4,102
22. Aircraft (all perils)	0	0	0	0	0	0	0	0	0	0	0	0
23. Fidelity	0	0	0	0	0	1	0	0	0	0	0	0
24. Surety	0	0	0	0	0	4	0	0	0	0	0	0
26. Burglary and theft	0	0	0	0	0	0	0	0	0	0	0	0
27. Boiler and machinery	17,825	17,407	0	9,341	2,642	1,691	36	0	56	184	3,453	479
28. Credit	0	0	0	0	0	0	0	0	0	0	0	0
33. Aggregate write-ins for other lines of business	0	0	0	0	0	0	0	0	0	0	0	0
34. TOTALS (a)	17,769,939	17,590,479	13,213	5,025,918	11,694,827	10,498,805	9,663,660	376,549	102,036	1,040,370	1,961,609	347,053
<b>DETAILS OF WRITE-INS</b>												
3301.	0	0	0	0	0	0	0	0	0	0	0	0
3302.	0	0	0	0	0	0	0	0	0	0	0	0
3303.	0	0	0	0	0	0	0	0	0	0	0	0
3398. Summary of remaining write-ins for Line 33 from overflow page	0	0	0	0	0	0	0	0	0	0	0	0
3399. Totals (Lines 3301 thru 3303 plus 3398) (Line 33 above)	0	0	0	0	0	0	0	0	0	0	0	0

(a) Finance and service charges not included in Line 1 to 34 \$ 321,057

24.VT



**ANNUAL STATEMENT FOR THE YEAR 2002 OF THE NATIONWIDE MUTUAL INSURANCE COMPANY**

**EXHIBIT OF PREMIUMS AND LOSSES (Statutory Page 14 Data)**

NAIC Group Code **0140**

**BUSINESS IN THE STATE OF Virginia**

**DURING THE YEAR 2002**

NAIC Company Code **23787**

Line of Business	Gross Premiums, Including Policy and Membership Fees Less Return Premiums and Premiums on Policies not Taken		3 Dividends Paid or Credited to Policyholders on Direct Business	4 Direct Unearned Premium Reserves	5 Direct Losses Paid (deducting salvage)	6 Direct Losses Incurred	7 Direct Losses Unpaid	8 Direct Defense and Cost Containment Expense Paid	9 Direct Defense and Cost Containment Expense Incurred	10 Direct Defense and Cost Containment Expense Unpaid	11 Commissions and Brokerage Expenses	12 Taxes, Licenses, and Fees
	1 Direct Premiums Written	2 Direct Premiums Earned										
1. Fire	271,181	240,769	0	133,416	729,630	1,233,428	631,120	8,990	8,608	4,183	46,315	8,190
2.1 Allied lines	61,489	60,609	0	29,839	722,474	1,514,345	824,722	6,979	6,768	1,635	6,319	2,299
2.2 Multiple peril crop	0	0	0	0	0	0	0	0	0	0	0	0
2.3 Federal flood	0	0	0	0	0	0	0	0	0	0	0	0
3. Farmowners multiple peril	983,583	948,340	0	480,802	717,075	523,180	167,050	11,032	7,932	41,228	90,861	28,570
4. Homeowners multiple peril	0	0	0	0	0	0	0	0	0	0	4	35,063
5.1 Commercial multiple peril (non-liability portion)	12,331,958	11,387,663	0	6,088,063	5,442,943	3,369,482	2,215,447	66,203	(35,738)	775,561	1,703,999	353,598
5.2 Commercial multiple peril (liability portion)	9,662,039	9,391,899	0	4,238,618	1,701,662	(1,003,863)	5,190,349	525,002	(201,615)	2,367,593	1,405,909	279,277
6. Mortgage guaranty	0	0	0	0	0	0	0	0	0	0	0	0
8. Ocean marine	0	0	0	0	0	0	0	0	0	0	0	0
9. Inland marine	388,980	354,412	0	176,166	71,792	28,121	27,889	5	(652)	5,666	35,302	13,007
10. Financial guaranty	0	0	0	0	0	0	0	0	0	0	0	0
11. Medical malpractice	5,005	5,142	0	2,844	0	(2,488)	8,882	0	(801)	6,105	369	147
12. Earthquake	0	0	0	0	0	(4)	(1)	0	0	0	0	54
13. Group accident and health	2,901	3,674	171	900	364	(467)	1,200	0	(45)	63	0	72
14. Credit A & H (group and individual)	0	0	0	0	0	0	0	0	0	0	0	0
15.1 Collectively renewable A & H	0	0	0	0	0	0	0	0	0	0	0	0
15.2 Non-cancellable A & H	0	0	0	0	0	0	0	0	0	0	0	0
15.3 Guaranteed renewable A & H	0	0	0	0	0	0	0	0	0	0	0	0
15.4 Non-renewable for stated reasons only	0	0	0	0	0	0	0	0	0	0	0	0
15.5 Other accident only	0	3,214	0	118	0	97	2,044	0	0	0	(18)	30
15.6 All other A & H	0	0	0	0	0	0	0	0	0	0	0	0
15.7 Federal employees health benefits program premium	0	0	0	0	0	0	0	0	0	0	0	0
16. Workers' compensation	8,364,972	8,346,693	339,979	3,438,483	6,492,224	3,585,367	19,044,900	172,752	150,595	1,221,586	673,349	246,022
17. Other liability	5,378,746	5,768,527	0	2,899,899	1,504,378	(56,679)	10,408,011	114,324	(172,867)	1,420,631	633,633	156,540
18. Products liability	1,319,742	1,235,011	0	568,968	0	(144,777)	725,458	0	(14,423)	442,326	188,528	37,827
19.1 Private passenger auto no-fault (personal injury protection)	0	0	0	0	0	0	0	0	0	0	0	0
19.2 Other private passenger auto liability	163,285,221	158,116,051	0	41,610,082	81,143,600	82,715,330	98,967,809	3,002,400	96,092	11,186,026	18,723,582	4,738,392
19.3 Commercial auto no-fault (personal injury protection)	418	406	0	184	0	(755)	90	0	(81)	45	36	12
19.4 Other commercial auto liability	8,569,629	8,542,181	0	4,315,634	5,207,030	2,584,163	7,390,534	229,272	(277,710)	1,148,627	941,277	250,843
21.1 Private passenger auto physical damage	110,047,234	105,064,478	0	28,356,960	66,097,190	64,930,870	3,315,140	90,653	(7,827)	158,413	12,315,866	3,157,895
21.2 Commercial auto physical damage	3,459,988	3,465,028	0	1,688,119	1,620,769	1,524,517	146,674	5,947	(831)	7,962	413,604	101,525
22. Aircraft (all perils)	0	0	0	0	0	0	0	0	0	0	0	0
23. Fidelity	49,172	46,833	0	21,995	0	4,578	9,201	0	(612)	920	1,777	1,410
24. Surety	8,154	8,440	0	3,527	(21)	253	1,873	0	(345)	299	1,603	233
26. Burglary and theft	7,102	7,328	0	3,771	7,514	6,332	268	42	(43)	65	(556)	211
27. Boiler and machinery	568,400	529,246	0	280,031	541,378	492,371	(2,603)	0	(170)	7,685	80,714	17,272
28. Credit	0	0	0	0	0	0	0	0	0	0	0	0
33. Aggregate write-ins for other lines of business	0	0	0	0	0	0	0	0	0	0	0	0
34. TOTALS (a)	324,765,914	313,525,947	340,150	94,338,419	172,000,003	161,303,401	149,076,057	4,233,600	(443,767)	18,796,620	37,262,469	9,428,489
<b>DETAILS OF WRITE-INS</b>												
3301.	0	0	0	0	0	0	0	0	0	0	0	0
3302.	0	0	0	0	0	0	0	0	0	0	0	0
3303.	0	0	0	0	0	0	0	0	0	0	0	0
3398. Summary of remaining write-ins for Line 33 from overflow page	0	0	0	0	0	0	0	0	0	0	0	0
3399. Totals (Lines 3301 thru 3303 plus 3398) (Line 33 above)	0	0	0	0	0	0	0	0	0	0	0	0

(a) Finance and service charges not included in Line 1 to 34 \$ 7,280,386  
 Virginia Uninsured motorist is included in Line 19.2 in the amount of: DWP \$894,390.05 and DEP \$894,390.05.

24.VA



**ANNUAL STATEMENT FOR THE YEAR 2002 OF THE NATIONWIDE MUTUAL INSURANCE COMPANY**

**EXHIBIT OF PREMIUMS AND LOSSES (Statutory Page 14 Data)**

NAIC Group Code **0140**

**BUSINESS IN THE STATE OF Washington**

**DURING THE YEAR 2002**

NAIC Company Code **23787**

Line of Business	Gross Premiums, Including Policy and Membership Fees Less Return Premiums and Premiums on Policies not Taken		3 Dividends Paid or Credited to Policyholders on Direct Business	4 Direct Unearned Premium Reserves	5 Direct Losses Paid (deducting salvage)	6 Direct Losses Incurred	7 Direct Losses Unpaid	8 Direct Defense and Cost Containment Expense Paid	9 Direct Defense and Cost Containment Expense Incurred	10 Direct Defense and Cost Containment Expense Unpaid	11 Commissions and Brokerage Expenses	12 Taxes, Licenses, and Fees
	1 Direct Premiums Written	2 Direct Premiums Earned										
1. Fire	433,260	309,292	0	337,215	130,189	270,547	149,540	4,061	5,179	(423)	63,588	9,381
2.1 Allied lines	215,760	120,510	0	205,571	165,925	247,973	109,624	959	1,060	(747)	32,705	4,433
2.2 Multiple peril crop	0	0	0	0	0	0	0	0	0	0	0	0
2.3 Federal flood	0	0	0	0	0	35	41	0	43	24	0	0
3. Farmowners multiple peril	1,000,533	1,116,401	0	269,230	480,561	343,977	77,759	3,023	(5,438)	23,037	187,535	23,719
4. Homeowners multiple peril	1,498,211	2,755,029	0	387,402	947,948	1,143,159	553,726	160,343	134,003	19,104	186,450	372
5.1 Commercial multiple peril (non-liability portion)	810,664	2,236,566	0	527,290	1,601,722	2,026,578	1,195,079	216,333	193,018	204,794	159,268	(49,466)
5.2 Commercial multiple peril (liability portion)	1,411,549	1,274,078	0	737,986	245,258	383,680	1,027,976	56,823	185,085	390,218	231,195	34,194
6. Mortgage guaranty	0	0	0	0	0	0	0	0	0	0	0	0
8. Ocean marine	0	0	0	0	0	0	0	0	0	0	0	0
9. Inland marine	579,399	617,234	0	277,428	174,682	162,635	45,830	588	(3,216)	6,688	101,633	10,192
10. Financial guaranty	0	0	0	0	0	0	0	0	0	0	0	0
11. Medical malpractice	0	0	0	0	0	0	0	0	0	0	0	0
12. Earthquake	93,528	186,215	0	31,703	0	(2,146)	2,489	2,352	1,050	1,383	11,796	(484)
13. Group accident and health	0	0	0	0	0	0	0	0	0	0	0	0
14. Credit A & H (group and individual)	0	0	0	0	0	0	0	0	0	0	0	0
15.1 Collectively renewable A & H	0	0	0	0	0	0	0	0	0	0	0	0
15.2 Non-cancellable A & H	0	0	0	0	0	0	0	0	0	0	0	0
15.3 Guaranteed renewable A & H	0	0	0	0	0	0	0	0	0	0	0	0
15.4 Non-renewable for stated reasons only	0	0	0	0	0	0	0	0	0	0	0	0
15.5 Other accident only	0	0	0	0	0	0	0	0	0	0	0	0
15.6 All other A & H	0	0	0	0	0	0	0	0	0	0	0	0
15.7 Federal employees health benefits program premium	0	0	0	0	0	0	0	0	0	0	0	0
16. Workers' compensation	280	280	0	0	0	(291)	393	0	(89)	36	0	7
17. Other liability	442,846	406,418	0	262,819	31,036	43,357	669,466	14,361	26,711	105,489	51,312	8,224
18. Products liability	65,246	34,205	0	41,133	0	(22,360)	25,351	0	(2,509)	17,003	11,277	1,728
19.1 Private passenger auto no-fault (personal injury protection)	2,444,915	2,259,527	0	844,725	3,134,566	3,426,979	1,318,530	152,845	111,408	192,074	168,292	51,092
19.2 Other private passenger auto liability	22,482,319	21,717,491	0	7,066,134	16,342,944	21,346,846	21,496,128	1,076,466	1,345,774	2,644,228	1,300,415	448,650
19.3 Commercial auto no-fault (personal injury protection)	12,318	21,623	0	6,858	1,416	3,542	9,575	2,614	1,446	341	1,971	(391)
19.4 Other commercial auto liability	2,026,708	1,967,414	0	1,015,358	913,953	1,842,356	1,938,533	37,383	175,838	246,105	321,226	43,309
21.1 Private passenger auto physical damage	18,444,692	18,294,485	0	5,446,358	9,509,732	9,568,005	401,683	56,263	(10,668)	(9,703)	1,060,500	369,493
21.2 Commercial auto physical damage	593,782	536,983	0	301,440	360,992	336,469	8,036	4,712	4,372	451	94,188	14,438
22. Aircraft (all perils)	0	0	0	0	0	0	0	0	0	0	0	0
23. Fidelity	7,129	8,512	0	5,305	0	113	399	0	93	82	1,361	106
24. Surety	225,478	211,321	0	132,337	12,045	29,005	21,143	3,588	7,418	7,918	65,246	5,098
26. Burglary and theft	11,306	10,012	0	5,820	2,990	3,117	106	0	1	(8)	1,809	282
27. Boiler and machinery	3,909	796	0	3,113	0	(2)	11	0	(85)	0	623	162
28. Credit	0	0	0	0	0	0	0	0	0	0	0	0
33. Aggregate write-ins for other lines of business	0	0	0	0	0	0	0	0	0	0	0	0
34. TOTALS (a)	52,803,831	54,084,392	0	17,905,227	34,055,960	41,153,573	29,051,417	1,792,716	2,170,495	3,848,093	4,052,388	974,539
<b>DETAILS OF WRITE-INS</b>												
3301.	0	0	0	0	0	0	0	0	0	0	0	0
3302.	0	0	0	0	0	0	0	0	0	0	0	0
3303.	0	0	0	0	0	0	0	0	0	0	0	0
3398. Summary of remaining write-ins for Line 33 from overflow page	0	0	0	0	0	0	0	0	0	0	0	0
3399. Totals (Lines 3301 thru 3303 plus 3398) (Line 33 above)	0	0	0	0	0	0	0	0	0	0	0	0

(a) Finance and service charges not included in Line 1 to 34 \$ 729,963

24.WA



**ANNUAL STATEMENT FOR THE YEAR 2002 OF THE NATIONWIDE MUTUAL INSURANCE COMPANY**

**EXHIBIT OF PREMIUMS AND LOSSES (Statutory Page 14 Data)**

NAIC Group Code **0140**

**BUSINESS IN THE STATE OF West Virginia**

**DURING THE YEAR 2002**

NAIC Company Code **23787**

Line of Business	Gross Premiums, Including Policy and Membership Fees Less Return Premiums and Premiums on Policies not Taken		3 Dividends Paid or Credited to Policyholders on Direct Business	4 Direct Unearned Premium Reserves	5 Direct Losses Paid (deducting salvage)	6 Direct Losses Incurred	7 Direct Losses Unpaid	8 Direct Defense and Cost Containment Expense Paid	9 Direct Defense and Cost Containment Expense Incurred	10 Direct Defense and Cost Containment Expense Unpaid	11 Commissions and Brokerage Expenses	12 Taxes, Licenses, and Fees
	1 Direct Premiums Written	2 Direct Premiums Earned										
1. Fire	48,318	34,032	0	28,068	4,498	1,739	(99)	0	14	443	9,857	2,626
2.1 Allied lines	8,197	7,773	0	5,857	(526)	(1,414)	(58)	0	(15)	124	5,138	554
2.2 Multiple peril crop	0	0	0	0	0	0	0	0	0	0	0	0
2.3 Federal flood	0	0	0	0	0	0	0	0	0	0	0	0
3. Farmowners multiple peril	160,159	130,896	0	75,014	52,221	38,690	8,657	0	817	5,928	16,274	7,464
4. Homeowners multiple peril	0	0	0	0	0	0	0	0	0	0	0	12,430
5.1 Commercial multiple peril (non-liability portion)	3,208,882	3,128,756	0	1,569,810	1,970,347	1,808,108	626,964	15,689	(21,302)	202,808	572,422	148,319
5.2 Commercial multiple peril (liability portion)	2,901,083	2,832,275	0	1,362,478	1,390,802	577,873	2,389,588	527,882	268,495	842,869	482,712	134,484
6. Mortgage guaranty	0	0	0	0	0	0	0	0	0	0	0	0
8. Ocean marine	0	0	0	0	0	0	0	0	0	0	0	0
9. Inland marine	73,262	82,978	0	35,432	11,156	(161)	(988)	0	(288)	1,568	7,838	3,891
10. Financial guaranty	0	0	0	0	0	0	0	0	0	0	0	0
11. Medical malpractice	5,835	5,984	0	2,389	0	(2,674)	10,358	0	(881)	7,026	537	271
12. Earthquake	0	0	0	0	0	0	0	0	0	0	0	13
13. Group accident and health	678	795	0	347	0	(219)	200	0	(11)	11	0	27
14. Credit A & H (group and individual)	0	0	0	0	0	0	0	0	0	0	0	0
15.1 Collectively renewable A & H	0	0	0	0	0	0	0	0	0	0	0	0
15.2 Non-cancellable A & H	0	0	0	0	0	0	0	0	0	0	0	0
15.3 Guaranteed renewable A & H	0	0	0	0	0	0	0	0	0	0	0	0
15.4 Non-renewable for stated reasons only	0	0	0	0	0	0	0	0	0	0	0	0
15.5 Other accident only	0	735	0	61	0	34	463	0	0	0	8	9
15.6 All other A & H	0	0	0	0	0	0	0	0	0	0	0	0
15.7 Federal employees health benefits program premium	0	0	0	0	0	0	0	0	0	0	0	0
16. Workers' compensation	51,862	59,022	0	22,741	6,438	514,672	550,755	5,338	3,437	8,191	5,284	2,551
17. Other liability	1,268,352	1,223,965	0	586,478	850,147	1,647,890	3,175,469	108,763	24,248	412,947	130,393	58,164
18. Products liability	363,681	355,028	0	163,902	6,517	(60,390)	278,505	24	(18,757)	168,128	41,069	17,095
19.1 Private passenger auto no-fault (personal injury protection)	0	0	0	0	0	0	0	0	0	0	0	0
19.2 Other private passenger auto liability	93,467,356	92,381,716	0	22,960,443	56,492,647	52,772,677	53,659,329	2,785,026	847,548	7,401,996	10,505,090	4,292,205
19.3 Commercial auto no-fault (personal injury protection)	0	0	0	0	0	0	0	0	0	0	0	0
19.4 Other commercial auto liability	3,627,080	3,580,863	0	1,791,679	2,448,337	1,382,519	3,997,938	165,026	(74,216)	486,493	409,976	169,205
21.1 Private passenger auto physical damage	60,617,013	59,911,253	0	14,764,616	41,407,731	40,854,254	2,025,259	81,494	23,203	90,622	6,827,356	2,784,011
21.2 Commercial auto physical damage	1,069,291	1,087,455	0	518,140	841,459	790,733	39,333	1,186	(3,176)	2,578	112,780	50,103
22. Aircraft (all perils)	0	0	0	0	0	0	0	0	0	0	0	0
23. Fidelity	6,044	6,030	0	2,847	0	444	1,285	0	(133)	159	1,449	285
24. Surety	350	350	0	173	0	64	78	0	(53)	19	(57)	16
26. Burglary and theft	293	427	0	185	0	(535)	(35)	0	(42)	12	36	20
27. Boiler and machinery	94,425	91,133	0	47,788	7,326	6,795	5,119	0	216	1,013	18,494	4,529
28. Credit	0	0	0	0	0	0	0	0	0	0	0	0
33. Aggregate write-ins for other lines of business	0	0	0	0	0	0	0	0	0	0	0	0
34. TOTALS (a)	166,972,160	164,921,465	0	43,938,448	105,489,099	100,331,100	66,768,119	3,690,427	1,049,104	9,632,935	19,146,657	7,688,272
<b>DETAILS OF WRITE-INS</b>												
3301.	0	0	0	0	0	0	0	0	0	0	0	0
3302.	0	0	0	0	0	0	0	0	0	0	0	0
3303.	0	0	0	0	0	0	0	0	0	0	0	0
3398. Summary of remaining write-ins for Line 33 from overflow page	0	0	0	0	0	0	0	0	0	0	0	0
3399. Totals (Lines 3301 thru 3303 plus 3398) (Line 33 above)	0	0	0	0	0	0	0	0	0	0	0	0

(a) Finance and service charges not included in Line 1 to 34 \$ 1,280,424

24.WV



**ANNUAL STATEMENT FOR THE YEAR 2002 OF THE NATIONWIDE MUTUAL INSURANCE COMPANY**

**EXHIBIT OF PREMIUMS AND LOSSES (Statutory Page 14 Data)**

NAIC Group Code **0140**

**BUSINESS IN THE STATE OF Wisconsin**

**DURING THE YEAR 2002**

NAIC Company Code **23787**

Line of Business	Gross Premiums, Including Policy and Membership Fees Less Return Premiums and Premiums on Policies not Taken		3 Dividends Paid or Credited to Policyholders on Direct Business	4 Direct Unearned Premium Reserves	5 Direct Losses Paid (deducting salvage)	6 Direct Losses Incurred	7 Direct Losses Unpaid	8 Direct Defense and Cost Containment Expense Paid	9 Direct Defense and Cost Containment Expense Incurred	10 Direct Defense and Cost Containment Expense Unpaid	11 Commissions and Brokerage Expenses	12 Taxes, Licenses, and Fees
	1 Direct Premiums Written	2 Direct Premiums Earned										
1. Fire	221,344	117,490	0	146,403	201	6,159	5,929	35	1,023	666	37,115	7,804
2.1 Allied lines	132,577	72,998	0	85,667	28,738	37,605	11,554	18	4,089	3,804	22,180	4,634
2.2 Multiple peril crop	0	0	0	0	0	0	0	0	0	0	0	0
2.3 Federal flood	0	0	0	0	0	23	25	0	22	18	0	0
3. Farmowners multiple peril	1,816,183	1,616,678	0	804,342	566,743	495,429	116,719	13,551	7,853	10,485	282,658	52,247
4. Homeowners multiple peril	291	241	0	569	169	290	880	45	63	203	0	80
5.1 Commercial multiple peril (non-liability portion)	187,273	167,782	0	72,534	138,691	149,368	18,293	116	1,310	838	34,936	5,382
5.2 Commercial multiple peril (liability portion)	74,920	92,484	0	36,852	28,370	56,396	92,279	5,327	16,734	29,264	13,368	391
6. Mortgage guaranty	0	0	0	0	0	0	0	0	0	0	0	0
8. Ocean marine	0	0	0	0	0	0	0	0	0	0	0	0
9. Inland marine	340,743	288,727	0	166,111	109,216	133,764	27,153	2,310	2,691	223	61,533	9,174
10. Financial guaranty	0	0	0	0	0	0	0	0	0	0	0	0
11. Medical malpractice	0	0	0	0	0	0	0	0	0	0	0	0
12. Earthquake	206	27	0	179	0	0	0	0	0	0	32	9
13. Group accident and health	50	59	0	16	0	(31)	0	0	(2)	0	0	1
14. Credit A & H (group and individual)	0	0	0	0	0	0	0	0	0	0	0	0
15.1 Collectively renewable A & H	0	0	0	0	0	0	0	0	0	0	0	0
15.2 Non-cancellable A & H	0	0	0	0	0	0	0	0	0	0	0	0
15.3 Guaranteed renewable A & H	0	0	0	0	0	0	0	0	0	0	0	0
15.4 Non-renewable for stated reasons only	0	0	0	0	0	0	0	0	0	0	0	0
15.5 Other accident only	0	5	0	0	0	1	3	0	0	0	0	0
15.6 All other A & H	0	0	0	0	0	0	0	0	0	0	0	0
15.7 Federal employees health benefits program premium	0	0	0	0	0	0	0	0	0	0	0	0
16. Workers' compensation	1,711,360	1,554,983	48,657	810,771	863,797	1,549,991	1,644,582	27,161	121,700	143,783	156,228	44,845
17. Other liability	287,914	160,270	0	236,872	54,319	867,654	957,740	331	32,134	70,109	47,557	7,449
18. Products liability	25,731	21,143	0	10,864	2,895	1,779	5,258	0	1,110	3,535	4,924	704
19.1 Private passenger auto no-fault (personal injury protection)	0	0	0	0	0	0	0	0	0	0	0	0
19.2 Other private passenger auto liability	913,356	855,169	0	277,940	462,154	686,749	520,882	24,524	12,173	70,477	38,108	16,094
19.3 Commercial auto no-fault (personal injury protection)	0	0	0	0	0	0	0	0	0	0	0	0
19.4 Other commercial auto liability	774,128	669,981	0	368,656	328,887	454,487	616,649	18,604	33,341	82,299	119,567	20,198
21.1 Private passenger auto physical damage	782,298	741,783	0	229,318	420,005	436,731	17,976	702	292	1,296	28,809	13,093
21.2 Commercial auto physical damage	362,074	300,343	0	172,499	158,871	146,656	(10,127)	2,765	2,180	273	56,001	9,951
22. Aircraft (all perils)	0	0	0	0	0	0	0	0	0	0	0	0
23. Fidelity	11,372	11,589	0	5,053	0	447	568	0	238	251	2,031	226
24. Surety	9,130	7,620	0	7,654	0	(7)	(727)	0	345	1,757	2,865	221
26. Burglary and theft	1,502	1,609	0	478	0	48	39	0	4	2	289	40
27. Boiler and machinery	25,170	13,466	0	11,974	0	5,606	5,606	0	(4)	(4)	3,900	1,052
28. Credit	0	0	0	0	0	0	0	0	0	0	0	0
33. Aggregate write-ins for other lines of business	0	0	0	0	0	0	0	0	0	0	0	0
34. TOTALS (a)	7,677,623	6,694,446	48,657	3,444,752	3,163,058	5,029,147	4,031,283	95,488	237,296	419,277	912,102	193,595
<b>DETAILS OF WRITE-INS</b>												
3301.	0	0	0	0	0	0	0	0	0	0	0	0
3302.	0	0	0	0	0	0	0	0	0	0	0	0
3303.	0	0	0	0	0	0	0	0	0	0	0	0
3398. Summary of remaining write-ins for Line 33 from overflow page	0	0	0	0	0	0	0	0	0	0	0	0
3399. Totals (Lines 3301 thru 3303 plus 3398) (Line 33 above)	0	0	0	0	0	0	0	0	0	0	0	0

(a) Finance and service charges not included in Line 1 to 34 \$ 103,818

24.WI



**ANNUAL STATEMENT FOR THE YEAR 2002 OF THE NATIONWIDE MUTUAL INSURANCE COMPANY**

**EXHIBIT OF PREMIUMS AND LOSSES (Statutory Page 14 Data)**

NAIC Group Code **0140**

**BUSINESS IN THE STATE OF Wyoming**

**DURING THE YEAR 2002**

NAIC Company Code **23787**

Line of Business	Gross Premiums, Including Policy and Membership Fees Less Return Premiums and Premiums on Policies not Taken		3 Dividends Paid or Credited to Policyholders on Direct Business	4 Direct Unearned Premium Reserves	5 Direct Losses Paid (deducting salvage)	6 Direct Losses Incurred	7 Direct Losses Unpaid	8 Direct Defense and Cost Containment Expense Paid	9 Direct Defense and Cost Containment Expense Incurred	10 Direct Defense and Cost Containment Expense Unpaid	11 Commissions and Brokerage Expenses	12 Taxes, Licenses and Fees
	1 Direct Premiums Written	2 Direct Premiums Earned										
1. Fire	44,090	(40,138)	0	95,532	147,922	168,348	20,063	4,402	4,067	250	8,208	1,406
2.1 Allied lines	63,338	(23,238)	0	104,725	9,775	25,909	19,203	300	(1,302)	853	11,535	1,925
2.2 Multiple peril crop	0	0	0	0	0	0	0	0	0	0	0	0
2.3 Federal flood	0	0	0	0	0	79	91	0	87	60	0	0
3. Farmowners multiple peril	312,086	451,546	0	0	157,271	89,664	14,135	2,784	(28,105)	5,916	57,341	6,606
4. Homeowners multiple peril	15,948	129,243	0	10,654	71,283	29,084	(6,176)	1,928	(14,324)	(2,740)	2,192	(7,116)
5.1 Commercial multiple peril (non-liability portion)	146,039	122,594	0	82,703	24,863	48,498	30,646	0	(849)	1,250	34,709	3,715
5.2 Commercial multiple peril (liability portion)	163,874	139,782	0	70,343	17,547	22,737	43,288	5,035	5,751	43,175	37,043	4,460
6. Mortgage guaranty	0	0	0	0	0	0	0	0	0	0	0	0
8. Ocean marine	0	0	0	0	0	0	0	0	0	0	0	0
9. Inland marine	162,296	147,921	0	73,072	21,028	23,826	4,120	0	(1,607)	(1,021)	35,236	3,971
10. Financial guaranty	0	0	0	0	0	0	0	0	0	0	0	0
11. Medical malpractice	0	0	0	0	0	0	0	0	0	0	0	0
12. Earthquake	728	1,652	0	360	0	(14)	97	0	175	16	133	(48)
13. Group accident and health	0	0	0	0	0	0	0	0	0	0	0	0
14. Credit A & H (group and individual)	0	0	0	0	0	0	0	0	0	0	0	0
15.1 Collectively renewable A & H	0	0	0	0	0	0	0	0	0	0	0	0
15.2 Non-cancellable A & H	0	0	0	0	0	0	0	0	0	0	0	0
15.3 Guaranteed renewable A & H	0	0	0	0	0	0	0	0	0	0	0	0
15.4 Non-renewable for stated reasons only	0	0	0	0	0	0	0	0	0	0	0	0
15.5 Other accident only	0	0	0	0	0	0	0	0	0	0	0	0
15.6 All other A & H	0	0	0	0	0	0	0	0	0	0	0	0
15.7 Federal employees health benefits program premium	0	0	0	0	0	0	0	0	0	0	0	0
16. Workers' compensation	0	30	0	0	0	755	863	0	(19)	70	0	(8)
17. Other liability	66,877	43,093	0	49,961	18,873	42,948	105,167	14,281	30,316	32,825	13,403	1,661
18. Products liability	22,895	17,858	0	10,891	0	2,133	7,429	0	3,689	3,876	4,848	630
19.1 Private passenger auto no-fault (personal injury protection)	0	0	0	0	0	0	0	0	0	0	0	0
19.2 Other private passenger auto liability	1,123,085	1,085,609	0	367,218	708,127	876,665	691,252	28,886	43,714	88,845	94,333	25,080
19.3 Commercial auto no-fault (personal injury protection)	0	0	0	0	0	0	0	0	0	0	0	0
19.4 Other commercial auto liability	345,106	299,347	0	164,376	102,221	158,901	134,385	11,075	32,485	24,550	62,175	8,765
21.1 Private passenger auto physical damage	1,536,193	1,468,264	0	505,677	769,124	767,356	27,441	1,670	1,268	892	130,219	34,838
21.2 Commercial auto physical damage	301,955	254,686	0	142,733	109,529	115,881	11,727	283	(846)	(650)	54,330	7,951
22. Aircraft (all perils)	0	0	0	0	0	0	0	0	0	0	0	0
23. Fidelity	8,343	8,833	0	6,335	0	(237)	30	0	(73)	(129)	1,645	175
24. Surety	75,303	68,161	0	40,169	50,000	2,536	4,091	0	422	187	24,281	2,307
26. Burglary and theft	3,139	3,424	0	1,559	0	106	88	0	12	24	611	67
27. Boiler and machinery	0	0	0	0	0	0	0	0	(42)	0	0	0
28. Credit	0	0	0	0	0	0	0	0	0	0	0	0
33. Aggregate write-ins for other lines of business	0	0	0	0	0	0	0	0	0	0	0	0
34. TOTALS (a)	4,391,295	4,178,666	0	1,726,307	2,207,561	2,375,176	1,107,940	70,644	74,818	198,248	572,243	96,385
<b>DETAILS OF WRITE-INS</b>												
3301.	0	0	0	0	0	0	0	0	0	0	0	0
3302.	0	0	0	0	0	0	0	0	0	0	0	0
3303.	0	0	0	0	0	0	0	0	0	0	0	0
3398. Summary of remaining write-ins for Line 33 from overflow page	0	0	0	0	0	0	0	0	0	0	0	0
3399. Totals (Lines 3301 thru 3303 plus 3398) (Line 33 above)	0	0	0	0	0	0	0	0	0	0	0	0

(a) Finance and service charges not included in Line 1 to 34 \$ 63,167

24.WY



**ANNUAL STATEMENT FOR THE YEAR 2002 OF THE NATIONWIDE MUTUAL INSURANCE COMPANY**

**EXHIBIT OF PREMIUMS AND LOSSES (Statutory Page 14 Data)**

NAIC Group Code **0140**

**BUSINESS IN THE STATE OF Consolidated**

**DURING THE YEAR 2002**

NAIC Company Code **23787**

Line of Business	Gross Premiums, Including Policy and Membership Fees Less Return Premiums and Premiums on Policies not Taken		3 Dividends Paid or Credited to Policyholders on Direct Business	4 Direct Unearned Premium Reserves	5 Direct Losses Paid (deducting salvage)	6 Direct Losses Incurred	7 Direct Losses Unpaid	8 Direct Defense and Cost Containment Expense Paid	9 Direct Defense and Cost Containment Expense Incurred	10 Direct Defense and Cost Containment Expense Unpaid	11 Commissions and Brokerage Expenses	12 Taxes, Licenses and Fees
	1 Direct Premiums Written	2 Direct Premiums Earned										
1. Fire	5,931,612	4,863,778	0	3,430,183	2,284,632	3,866,753	1,952,669	60,462	43,233	55,684	960,459	171,797
2.1 Allied lines	11,501,447	10,510,083	0	4,042,392	7,381,185	8,758,415	2,328,574	270,007	239,346	29,285	2,124,466	240,254
2.2 Multiple peril crop	0	0	0	0	0	0	0	0	0	0	0	0
2.3 Federal flood	0	0	0	0	0	8,708	10,263	0	9,584	7,119	0	(1)
3. Farmowners multiple peril	116,004,901	118,779,380	0	45,571,845	49,040,434	48,563,627	23,555,769	1,908,445	666,281	4,543,912	20,570,282	2,997,373
4. Homeowners multiple peril	80,823,667	80,063,194	0	41,618,267	56,436,975	59,017,656	21,363,135	1,099,430	632,276	2,185,874	12,796,367	2,096,332
5.1 Commercial multiple peril (non-liability portion)	141,827,196	139,584,324	0	67,905,043	67,839,169	58,388,906	53,550,158	2,501,303	(1,155,055)	15,864,607	23,199,445	3,295,259
5.2 Commercial multiple peril (liability portion)	121,612,575	120,658,903	0	54,941,820	70,035,983	41,792,087	202,256,554	22,914,777	35,415,104	88,893,294	19,474,468	3,084,224
6. Mortgage guaranty	0	0	0	0	0	0	0	0	0	0	0	0
8. Ocean marine	0	0	0	0	0	0	0	0	0	0	0	0
9. Inland marine	28,802,119	27,220,992	0	13,360,874	8,707,231	9,462,293	2,778,506	77,079	(28,728)	45,388	5,407,664	759,396
10. Financial guaranty	0	0	0	0	0	0	0	0	0	0	0	0
11. Medical malpractice	107,996	113,826	0	53,076	0	(53,878)	187,104	579	(16,947)	127,297	7,518	2,382
12. Earthquake	2,201,200	2,381,285	0	1,069,907	3,131	7,379	86,293	3,722	12,681	31,204	355,465	17,600
13. Group accident and health	487,708	779,976	203,177	67,514	183,460	182,933	200,000	1,640	1,640	10,673	0	7,738
14. Credit A & H (group and individual)	0	0	0	0	0	0	0	0	0	0	0	0
15.1 Collectively renewable A & H	790,300	808,002	0	123,686	1,145,666	(754,073)	4,086,600	0	(254,408)	207,256	134,600	13,673
15.2 Non-cancellable A & H	0	0	0	0	0	0	0	0	0	0	0	0
15.3 Guaranteed renewable A & H	0	0	0	0	0	0	0	0	0	0	0	0
15.4 Non-renewable for stated reasons only	0	0	0	0	0	0	0	0	0	0	0	0
15.5 Other accident only	15	13,475	0	976	5,000	96	8,699	0	0	0	(11)	272
15.6 All other A & H	0	0	0	0	0	0	0	0	0	0	0	0
15.7 Federal employees health benefits program premium	0	0	0	0	0	0	0	0	0	0	0	0
16. Workers' compensation	104,290,371	100,999,136	3,204,670	44,999,561	74,841,554	83,047,537	309,161,852	4,700,117	1,631,198	21,000,956	8,402,050	2,699,463
17. Other liability	80,210,714	67,187,560	0	48,860,004	46,355,363	50,900,952	191,544,469	8,963,361	8,207,602	23,433,820	9,888,092	1,852,955
18. Products liability	13,884,752	12,887,230	0	6,173,334	1,039,271	199,099	17,401,090	840,632	1,573,326	13,430,252	1,998,957	378,464
19.1 Private passenger auto no-fault (personal injury protection)	172,090,607	169,276,499	0	43,404,113	131,252,190	142,511,888	476,759,502	6,401,593	4,684,124	10,106,854	19,226,973	4,290,192
19.2 Other private passenger auto liability	1,959,812,808	1,947,578,496	0	490,850,137	1,142,812,514	1,034,213,364	1,389,009,662	49,980,236	(4,633,615)	163,768,975	218,047,173	50,231,563
19.3 Commercial auto no-fault (personal injury protection)	2,853,169	2,864,599	0	1,366,717	1,815,556	1,564,003	15,147,275	106,766	101,002	199,186	569,622	66,129
19.4 Other commercial auto liability	174,098,195	166,137,288	0	84,508,078	80,501,107	85,505,558	176,050,246	6,154,689	5,917,780	23,977,021	24,313,701	4,445,696
21.1 Private passenger auto physical damage	1,399,585,399	1,375,755,831	0	353,072,405	835,140,850	818,035,354	39,590,162	2,131,929	706,236	1,874,832	152,793,018	35,295,675
21.2 Commercial auto physical damage	62,831,872	59,576,098	0	29,961,173	29,665,200	28,896,101	2,383,288	137,732	(34,297)	99,695	8,992,134	1,553,562
22. Aircraft (all perils)	0	0	0	0	0	0	0	0	0	0	0	0
23. Fidelity	1,259,130	1,257,695	0	876,034	163,378	140,736	126,884	27,743	17,757	31,378	231,660	25,607
24. Surety	6,110,773	5,854,908	0	2,710,606	179,283	39,889	278,783	129,175	111,815	192,856	1,949,991	155,141
26. Burglary and theft	723,525	686,453	0	320,936	51,654	99,981	830,210	1,447	4,597	1,719	128,873	19,958
27. Boiler and machinery	4,529,540	4,255,216	0	2,166,621	1,279,359	1,036,889	97,968	6,482	8,075	46,359	745,961	124,961
28. Credit	0	0	0	0	0	0	0	0	0	0	0	0
33. Aggregate write-ins for other lines of business	0	0	0	0	0	0	0	0	0	0	0	0
34. TOTALS (a)	4,492,371,591	4,420,094,225	3,407,847	1,341,455,302	2,608,160,145	2,475,432,252	2,930,745,715	108,417,706	53,860,607	370,165,497	532,318,928	113,825,666
<b>DETAILS OF WRITE-INS</b>												
3301.	0	0	0	0	0	0	0	0	0	0	0	0
3302.	0	0	0	0	0	0	0	0	0	0	0	0
3303.	0	0	0	0	0	0	0	0	0	0	0	0
3398. Summary of remaining write-ins for Line 33 from overflow page	0	0	0	0	0	0	0	0	0	0	0	0
3399. Totals (Lines 3301 thru 3303 plus 3398) (Line 33 above)	0	0	0	0	0	0	0	0	0	0	0	0

(a) Finance and service charges not included in Line 1 to 34 \$ 65,398,457

24.GT

## SCHEDULE A VERIFICATION BETWEEN YEARS

1. Book/adjusted carrying value, December 31, prior year (prior year statement).....	403,781,406
2. Increase (decrease) by adjustment:	
2.1 Totals, Part 1, Column 10.....	(13,891,923)
2.2 Totals, Part 3, Column 7.....	0
3. Cost of acquired, (Totals, Part 2, Column 6, net of encumbrances (Column 7) and net of additions and permanent improvements (Column 9).....	18,517,995
4. Cost of additions and permanent improvements:	
4.1 Totals, Part 1, Column 13.....	73,771,883
4.2 Totals, Part 3, Column 9.....	0
5. Total profit (loss) on sales, Part 3, Column 14.....	(4,173,223)
6. Increase (decrease) by foreign exchange adjustment:	
6.1 Totals, Part 1, Column 11.....	0
6.2 Totals, Part 3, Column 8.....	0
7. Amounts received on sales, Part 3, Column 11 and Part 1, Column 12.....	1,977,000
8. Book/adjusted carrying value at end of current period.....	476,029,138
9. Total valuation allowance.....	
10. Subtotal (Lines 8 plus 9).....	476,029,138
11. Total nonadmitted amounts.....	
12. Statement value, current period (Page 2, real estate lines, current period).....	476,029,138

## SCHEDULE B VERIFICATION BETWEEN YEARS

1. Book value/recorded investment excluding accrued interest of mortgages owned, December 31 of prior year.....	126,297,443
2. Amount loaned during year:	
2.1 Actual cost at time of acquisitions.....	116,834,279
2.2 Additional investment made after acquisitions.....	116,834,279
3. Accrual of discount and mortgage interest points and commitment fees.....	
4. Increase (decrease) by adjustment.....	
5. Total profit (loss) on sale.....	
6. Amounts paid on account or in full during the year.....	4,533,103
7. Amortization of premium.....	2,518
8. Increase (decrease) by foreign exchange adjustment.....	
9. Book value/recorded investment excluding accrued interest on mortgages owned at end of current period.....	238,596,101
10. Total valuation allowance.....	
11. Subtotal (Lines 9 plus 10).....	238,596,101
12. Total nonadmitted amounts.....	
13. Statement value of mortgages owned at end of current period.....	238,596,101

## SCHEDULE BA VERIFICATION BETWEEN YEARS

1. Book/adjusted carrying value of long-term invested assets owned, December 31 of prior year.....	817,643,940
2. Cost of acquisitions during year:	
2.1 Actual cost at time of acquisitions.....	4,314,914
2.2 Additional investment made after acquisitions.....	179,006,205
3. Accrual of discount.....	
4. Increase (decrease) by adjustment.....	(152,568,056)
5. Total profit (loss) on sale.....	19,582,198
6. Amounts paid on account or in full during the year.....	161,269,086
7. Amortization of premium.....	
8. Increase (decrease) by foreign exchange adjustment.....	
9. Book/adjusted carrying value of long-term invested assets at end of current period.....	706,710,114
10. Total valuation allowance.....	
11. Subtotal (Lines 9 plus 10).....	706,710,114
12. Total nonadmitted amounts.....	54,197,430
13. Statement value of long-term invested assets at end of current period.....	652,512,684

**ANNUAL STATEMENT FOR THE YEAR 2002 OF THE NATIONWIDE MUTUAL INSURANCE COMPANY**

**SCHEDULE D - PART 1A - SECTION 1**

**Quality and Maturity Distribution of All Bonds Owned December 31, at Book/Adjusted Carrying Values by Major Types of Issues and NAIC Designations**

Quality Rating per the NAIC Designation	1 1 Year or Less	2 Over 1 Year Through 5 Years	3 Over 5 Years Through 10 Years	4 Over 10 Years Through 20 Years	5 Over 20 Years	6 Total Current Year	7 Col. 6 as a % of Line 10.7	8 Total from Col. 6 Prior Year	9 % From Col. 7 Prior Year	10 Total Publicly Traded	11 Total Privately Placed (a)
<b>1. U.S. Governments, Schedules D &amp; DA (Group 1)</b>											
1.1 Class 1	257,508,390	176,930,353	229,326,498	174,932,538	38,080	838,735,859	13.0	710,687,427	11.8	816,689,317	22,046,542
1.2 Class 2	0	0	0	0	0	0	0.0	0	0.0	0	0
1.3 Class 3	0	0	0	0	0	0	0.0	0	0.0	0	0
1.4 Class 4	0	0	0	0	0	0	0.0	0	0.0	0	0
1.5 Class 5	0	0	0	0	0	0	0.0	0	0.0	0	0
1.6 Class 6	0	0	0	0	0	0	0.0	0	0.0	0	0
1.7 Totals	257,508,390	176,930,353	229,326,498	174,932,538	38,080	838,735,859	13.0	710,687,427	11.8	816,689,317	22,046,542
<b>2. All Other Governments, Schedules D &amp; DA (Group 2)</b>											
2.1 Class 1	3,399,811	6,269,788	544,002	924,804	0	11,138,405	0.2	8,982,752	0.1	9,125,597	2,012,809
2.2 Class 2	0	0	0	0	0	0	0.0	0	0.0	0	0
2.3 Class 3	0	0	0	0	0	0	0.0	0	0.0	0	0
2.4 Class 4	0	0	0	0	0	0	0.0	0	0.0	0	0
2.5 Class 5	0	0	0	0	0	0	0.0	0	0.0	0	0
2.6 Class 6	0	0	0	0	0	0	0.0	0	0.0	0	0
2.7 Totals	3,399,811	6,269,788	544,002	924,804	0	11,138,405	0.2	8,982,752	0.1	9,125,597	2,012,809
<b>3. States, Territories and Possessions etc., Guaranteed, Schedules D &amp; DA (Group 3)</b>											
3.1 Class 1	56,236,827	353,924,162	251,762,984	33,354,190	0	695,278,163	10.8	793,523,762	13.2	695,278,163	0
3.2 Class 2	0	0	0	0	0	0	0.0	0	0.0	0	0
3.3 Class 3	0	0	0	0	0	0	0.0	0	0.0	0	0
3.4 Class 4	0	0	0	0	0	0	0.0	0	0.0	0	0
3.5 Class 5	0	0	0	0	0	0	0.0	0	0.0	0	0
3.6 Class 6	0	0	0	0	0	0	0.0	0	0.0	0	0
3.7 Totals	56,236,827	353,924,162	251,762,984	33,354,190	0	695,278,163	10.8	793,523,762	13.2	695,278,163	0
<b>4. Political Subdivisions of States, Territories and Possessions, Guaranteed, Schedules D &amp; DA (Group 4)</b>											
4.1 Class 1	62,191,550	129,026,214	162,915,308	11,595,670	0	365,728,742	5.7	444,697,030	7.4	365,728,741	0
4.2 Class 2	0	0	0	0	0	0	0.0	0	0.0	0	0
4.3 Class 3	0	0	0	0	0	0	0.0	0	0.0	0	0
4.4 Class 4	0	0	0	0	0	0	0.0	0	0.0	0	0
4.5 Class 5	0	0	0	0	0	0	0.0	0	0.0	0	0
4.6 Class 6	0	0	0	0	0	0	0.0	0	0.0	0	0
4.7 Totals	62,191,550	129,026,214	162,915,308	11,595,670	0	365,728,742	5.7	444,697,030	7.4	365,728,741	0
<b>5. Special Revenue &amp; Special Assessment Obligations etc., Non-Guaranteed, Schedules D &amp; DA (Group 5)</b>											
5.1 Class 1	300,033,649	766,335,103	519,492,156	234,881,982	85,664,051	1,906,406,941	29.5	1,896,181,125	31.5	1,906,406,941	0
5.2 Class 2	0	555,000	0	0	0	555,000	0.0	670,000	0.0	555,000	0
5.3 Class 3	271,991	1,559,971	0	0	0	1,831,962	0.0	536,790	0.0	565,000	1,266,962
5.4 Class 4	0	0	0	0	0	0	0.0	1,513,666	0.0	0	0
5.5 Class 5	0	0	0	0	0	0	0.0	0	0.0	0	0
5.6 Class 6	0	0	0	0	0	0	0.0	0	0.0	0	0
5.7 Totals	300,305,640	768,450,074	519,492,156	234,881,982	85,664,051	1,908,793,903	29.5	1,898,901,581	31.5	1,907,526,941	1,266,962

**ANNUAL STATEMENT FOR THE YEAR 2002 OF THE NATIONWIDE MUTUAL INSURANCE COMPANY**

**SCHEDULE D - PART 1A - SECTION 1 (continued)**

Quality and Maturity Distribution of All Bonds Owned December 31, at Book/Adjusted Carrying Values by Major Types of Issues and NAIC Designations

Quality Rating per the NAIC Designation	1 1 Year or Less	2 Over 1 Year Through 5 Years	3 Over 5 Years Through 10 Years	4 Over 10 Years Through 20 Years	5 Over 20 Years	6 Total Current Year	7 Col. 6 as a % of Line 10.7	8 Total from Col. 6 Prior Year	9 % From Col. 7 Prior Year	10 Total Publicly Traded	11 Total Privately Placed (a)
<b>6. Public Utilities (Unaffiliated), Schedules D &amp; DA (Group 6)</b>											
6.1 Class 1	6,979,277	29,480,869	27,935,529	3,382,135	977,233	68,755,043	1.1	61,706,865	1.0	57,831,251	10,923,791
6.2 Class 2	4,978,477	7,172,793	21,736,187	2,476,720	1,508,136	37,872,313	0.6	16,355,768	0.3	33,482,335	4,389,978
6.3 Class 3	5,780,103	0	0	0	0	5,780,103	0.1	4,875,750	0.1	5,780,103	0
6.4 Class 4	0	2,400,000	0	0	0	2,400,000	0.0	0	0.0	0	2,400,000
6.5 Class 5	0	0	0	0	0	0	0.0	0	0.0	0	0
6.6 Class 6	990,000	0	0	0	1,960,000	2,950,000	0.0	2,946,794	0.0	990,000	1,960,000
6.7 Totals	18,727,857	39,053,662	49,671,716	5,858,855	4,445,369	117,757,459	1.8	85,885,177	1.4	98,083,689	19,673,769
<b>7. Industrial &amp; Miscellaneous (Unaffiliated), Schedules D &amp; DA (Group 7)</b>											
7.1 Class 1	169,126,670	308,359,990	575,680,038	191,064,987	45,189,746	1,289,421,431	20.0	1,263,162,340	21.0	898,595,367	390,826,064
7.2 Class 2	33,007,618	256,588,639	389,585,546	52,256,210	11,221,924	742,659,937	11.5	562,521,942	9.3	363,543,306	379,116,630
7.3 Class 3	130,927,948	54,003,291	55,878,782	16,446,656	0	257,256,677	4.0	169,462,229	2.8	199,623,261	57,633,416
7.4 Class 4	39,774,921	24,686,819	34,001,990	763,281	0	99,227,011	1.5	41,919,880	0.7	65,574,444	33,652,566
7.5 Class 5	199,670	0	1,888,640	0	2,242,731	4,331,041	0.1	448,933	0.0	0	4,331,041
7.6 Class 6	3,700,000	0	0	0	1,397,100	5,097,100	0.1	0	0.0	5,097,100	0
7.7 Totals	376,736,827	643,638,739	1,057,034,996	260,531,134	60,051,501	2,397,993,197	37.1	2,037,515,324	33.8	1,532,433,478	865,559,717
<b>8. Credit Tenant Loans, Schedules D &amp; DA (Group 8)</b>											
8.1 Class 1	1,797,099	10,793,277	21,940,326	47,392,066	3,902,315	85,825,083	1.3	36,051,099	0.6	0	85,825,082
8.2 Class 2	688,620	3,857,201	7,254,889	27,061,425	1,446,553	40,308,688	0.6	2,307,692	0.0	8,000,000	32,308,688
8.3 Class 3	0	0	0	0	0	0	0.0	0	0.0	0	0
8.4 Class 4	0	0	0	0	0	0	0.0	0	0.0	0	0
8.5 Class 5	0	0	0	0	0	0	0.0	0	0.0	0	0
8.6 Class 6	0	0	0	0	0	0	0.0	0	0.0	0	0
8.7 Totals	2,485,719	14,650,478	29,195,215	74,453,491	5,348,868	126,133,771	2.0	38,358,791	0.6	8,000,000	118,133,770
<b>9. Parent, Subsidiaries and Affiliates, Schedules D &amp; DA (Group 9)</b>											
9.1 Class 1	0	0	0	0	0	0	0.0	0	0.0	0	0
9.2 Class 2	0	0	0	0	0	0	0.0	0	0.0	0	0
9.3 Class 3	0	0	0	0	0	0	0.0	1,150,000	0.0	0	0
9.4 Class 4	0	0	0	0	0	0	0.0	0	0.0	0	0
9.5 Class 5	0	0	0	0	0	0	0.0	0	0.0	0	0
9.6 Class 6	0	0	0	0	0	0	0.0	0	0.0	0	0
9.7 Totals	0	0	0	0	0	0	0.0	1,150,000	0.0	0	0

**ANNUAL STATEMENT FOR THE YEAR 2002 OF THE NATIONWIDE MUTUAL INSURANCE COMPANY**

**SCHEDULE D - PART 1A - SECTION 1 (continued)**

Quality and Maturity Distribution of All Bonds Owned December 31, at Book/Adjusted Carrying Values by Major Types of Issues and NAIC Designations

Quality Rating per the NAIC Designation	1 1 Year or Less	2 Over 1 Year Through 5 Years	3 Over 5 Years Through 10 Years	4 Over 10 Years Through 20 Years	5 Over 20 Years	6 Total Current Year	7 Col. 6 as a % of Line 10.7	8 Total from Col. 6 Prior Year	9 % From Col. 7 Prior Year	10 Total Publicly Traded	11 Total Privately Placed (a)
<b>10. Total Bonds Current Year</b>											
10.1 Class 1	857,273,273	1,781,119,756	1,789,596,841	697,528,372	135,771,425	5,261,289,667	81.4	XXX	XXX	4,749,655,377	511,634,288
10.2 Class 2	38,674,715	268,173,633	418,576,622	81,794,355	14,176,613	821,395,938	12.7	XXX	XXX	405,580,641	415,815,296
10.3 Class 3	136,980,042	55,563,262	55,878,782	16,446,656	0	264,868,742	4.1	XXX	XXX	205,968,364	58,900,378
10.4 Class 4	39,774,921	27,086,819	34,001,990	763,281	0	101,627,011	1.6	XXX	XXX	65,574,444	36,052,566
10.5 Class 5	199,670	0	1,888,640	0	2,242,731 <sup>(c)</sup>	4,331,041	0.1	XXX	XXX	0	4,331,041
10.6 Class 6	4,690,000	0	0	0	3,357,100 <sup>(c)</sup>	8,047,100	0.1	XXX	XXX	6,087,100	1,960,000
10.7 Totals	1,077,592,621	2,131,943,470	2,299,942,875	796,532,664	155,547,869 <sup>(b)</sup>	6,461,559,499	100.0	XXX	XXX	5,432,865,926	1,028,693,569
10.8 Line 10.7 as a % of Col. 6	16.7	33.0	35.6	12.3	2.4	100.0	XXX	XXX	XXX	84.1	15.9
<b>11. Total Bonds Prior Year</b>											
11.1 Class 1	644,276,983	1,825,349,584	2,076,983,089	570,243,350	98,139,395	XXX	XXX	5,214,992,401	86.6	4,780,159,969	434,832,433
11.2 Class 2	19,318,478	222,899,218	298,659,958	33,452,960	7,524,788	XXX	XXX	581,855,402	9.7	332,150,012	249,705,390
11.3 Class 3	70,933,770	33,985,107	53,113,227	17,992,665	0	XXX	XXX	176,024,769	2.9	116,638,468	59,386,300
11.4 Class 4	13,005,158	9,167,699	18,470,621	429,299	2,360,770	XXX	XXX	43,433,547	0.7	27,222,150	16,211,397
11.5 Class 5	0	448,933	0	0	0	XXX	XXX	448,933 <sup>(c)</sup>	0.0	77,500	371,433
11.6 Class 6	0	950,000	0	0	1,996,794	XXX	XXX	2,946,794 <sup>(c)</sup>	0.0	950,000	1,996,794
11.7 Totals	747,534,389	2,092,800,541	2,447,226,895	622,118,274	110,021,747	XXX	XXX	6,019,701,846 <sup>(b)</sup>	100.0	5,257,198,099	762,503,747
11.8 Line 11.7 as a % of Col. 8	12.4	34.8	40.7	10.3	1.8	XXX	XXX	100.0	XXX	87.3	12.7
<b>12. Total Publicly Traded Bonds</b>											
12.1 Class 1	836,847,421	1,699,906,774	1,518,136,230	581,389,650	113,375,303	4,749,655,378	73.5	4,780,159,969	79.4	4,749,655,378	XXX
12.2 Class 2	24,758,259	184,888,858	169,746,083	15,151,076	11,036,366	405,580,642	6.3	332,150,012	5.5	405,580,642	XXX
12.3 Class 3	135,250,309	31,156,918	37,484,057	2,077,079	0	205,968,363	3.2	116,638,468	1.9	205,968,363	XXX
12.4 Class 4	39,286,664	13,844,725	12,443,055	0	0	65,574,444	1.0	27,222,150	0.5	65,574,444	XXX
12.5 Class 5	0	0	0	0	0	0	0.0	77,500	0.0	0	XXX
12.6 Class 6	4,690,000	0	0	0	1,397,100	6,087,100	0.1	950,000	0.0	6,087,100	XXX
12.7 Totals	1,040,832,653	1,929,797,275	1,737,809,425	598,617,805	125,808,769	5,432,865,927	84.1	5,257,198,099	87.3	5,432,865,927	XXX
12.8 Line 12.7 as a % of Col. 6	19.2	35.5	32.0	11.0	2.3	100.0	XXX	XXX	XXX	100.0	XXX
12.9 Line 12.7 as a % of Line 10.7, Col. 6, Section 10	16.1	29.9	26.9	9.3	1.9	84.1	XXX	XXX	XXX	84.1	XXX
<b>13. Total Privately Placed Bonds</b>											
13.1 Class 1	20,425,851	81,212,983	271,460,611	116,138,721	22,396,122	511,634,288	7.9	434,832,433	7.2	XXX	511,634,288
13.2 Class 2	13,916,455	83,284,775	248,830,539	66,643,279	3,140,246	415,815,294	6.4	249,705,390	4.1	XXX	415,815,294
13.3 Class 3	1,729,732	24,406,344	18,394,725	14,369,576	0	58,900,377	0.9	59,386,300	1.0	XXX	58,900,377
13.4 Class 4	488,257	13,242,094	21,558,934	763,281	0	36,052,566	0.6	16,211,397	0.3	XXX	36,052,566
13.5 Class 5	199,670	0	1,888,640	0	2,242,731	4,331,041	0.1	371,433	0.0	XXX	4,331,041
13.6 Class 6	0	0	0	0	1,960,000	1,960,000	0.0	1,996,794	0.0	XXX	1,960,000
13.7 Totals	36,759,965	202,146,196	562,133,449	197,914,857	29,739,099	1,028,693,566	15.9	762,503,747	12.7	XXX	1,028,693,566
13.8 Line 13.7 as a % of Col. 6	3.6	19.7	54.6	19.2	2.9	100.0	XXX	XXX	XXX	XXX	100.0
13.9 Line 13.7 as a % of Line 10.7, Col. 6, Section 10	0.6	3.1	8.7	3.1	0.5	15.9	XXX	XXX	XXX	XXX	15.9

(a) Includes \$ 443,721,064 freely tradable under SEC Rule 144 or qualified for resale under SEC Rule 144A.  
 (b) Includes \$ 372,457,488 current year, \$ 227,980,904 prior year of bonds with Z designations and \$ 0, current year, \$ 0 prior year of bonds with Z\* designations. The letter "Z" means the NAIC designation was not assigned by the Securities Valuation Office (SVO) at the date of the statement. "Z\*" means the SVO could not evaluate the obligation because valuation procedures for the security class is under regulatory review.  
 (c) Includes \$ 2,442,401 current year, \$ 371,433 prior year of bonds with 5\* designations and \$ 0, current year, \$ 0 prior year of bonds with 6\* designations. "5\*" means the NAIC designation was assigned by the SVO in reliance on the insurer's certification that the issuer is current in all principal and interest payments. "6\*" means the NAIC designation was assigned by the SVO due to inadequate certification of principal and interest payments.

29

**ANNUAL STATEMENT FOR THE YEAR 2002 OF THE NATIONWIDE MUTUAL INSURANCE COMPANY**

**SCHEDULE D - PART 1A - SECTION 2**

**Maturity Distribution of All Bonds Owned December 31, at Book/Adjusted Carrying Values by Major Type and Subtype of Issues**

Distribution by Type	1 1 Year or Less	2 Over 1 Year Through 5 Years	3 Over 5 Years Through 10 Years	4 Over 10 Years Through 20 Years	5 Over 20 Years	6 Total Current Year	7 Col. 6 as a % of Line 10.7	8 Total from Col 6 Prior Year	9 % From Col. 7 Prior Year	10 Total Publicly Traded	11 Total Privately Placed
<b>1. U.S. Governments, Schedules D &amp; DA (Group 1)</b>											
1.1 Issuer Obligations	254,157,543	173,102,402	228,517,132	174,459,127	0	830,236,204	12.8	697,909,071	11.6	808,189,661	22,046,542
1.2 Single Class Mortgage-Backed/Asset-Backed Securities	3,350,847	3,827,951	809,367	473,411	38,080	8,499,656	0.1	12,778,355	0.2	8,499,656	0
1.7 Totals	257,508,390	176,930,353	229,326,499	174,932,538	38,080	838,735,860	13.0	710,687,426	11.8	816,689,317	22,046,542
<b>2. All Other Governments, Schedules D &amp; DA (Group 2)</b>											
2.1 Issuer Obligations	3,399,811	6,269,788	544,002	924,804	0	11,138,405	0.2	8,982,752	0.1	9,125,597	2,012,809
2.2 Single Class Mortgage-Backed/Asset-Backed Securities	0	0	0	0	0	0	0.0	0	0.0	0	0
MULTI-CLASS RESIDENTIAL MORTGAGE-BACKED SECURITIES	0	0	0	0	0	0	0.0	0	0.0	0	0
2.3 Defined	0	0	0	0	0	0	0.0	0	0.0	0	0
2.4 Other	0	0	0	0	0	0	0.0	0	0.0	0	0
MULTI-CLASS COMMERCIAL MORTGAGE-BACKED/ASSET- BACKED SECURITIES	0	0	0	0	0	0	0.0	0	0.0	0	0
2.5 Defined	0	0	0	0	0	0	0.0	0	0.0	0	0
2.6 Other	0	0	0	0	0	0	0.0	0	0.0	0	0
2.7 Totals	3,399,811	6,269,788	544,002	924,804	0	11,138,405	0.2	8,982,752	0.1	9,125,597	2,012,809
<b>3. States, Territories, and Possessions Guaranteed, Schedules D &amp; DA (Group 3)</b>											
3.1 Issuer Obligations	56,236,827	353,924,162	251,762,984	33,354,190	0	695,278,163	10.8	793,523,762	13.2	695,278,163	0
3.2 Single Class Mortgage-Backed/Asset-Backed Securities	0	0	0	0	0	0	0.0	0	0.0	0	0
MULTI-CLASS RESIDENTIAL MORTGAGE-BACKED SECURITIES	0	0	0	0	0	0	0.0	0	0.0	0	0
3.3 Defined	0	0	0	0	0	0	0.0	0	0.0	0	0
3.4 Other	0	0	0	0	0	0	0.0	0	0.0	0	0
MULTI-CLASS COMMERCIAL MORTGAGE-BACKED/ASSET- BACKED SECURITIES	0	0	0	0	0	0	0.0	0	0.0	0	0
3.5 Defined	0	0	0	0	0	0	0.0	0	0.0	0	0
3.6 Other	0	0	0	0	0	0	0.0	0	0.0	0	0
3.7 Totals	56,236,827	353,924,162	251,762,984	33,354,190	0	695,278,163	10.8	793,523,762	13.2	695,278,163	0
<b>4. Political Subdivisions of States, Territories and Possessions, Guaranteed, Schedules D &amp; DA (Group 4)</b>											
4.1 Issuer Obligations	62,191,550	129,026,214	157,920,480	11,595,670	0	360,733,914	5.6	444,697,030	7.4	360,733,914	0
4.2 Single Class Mortgage-Backed/Asset-Backed Securities	0	0	0	0	0	0	0.0	0	0.0	0	0
MULTI-CLASS RESIDENTIAL MORTGAGE-BACKED SECURITIES	0	0	0	0	0	0	0.0	0	0.0	0	0
4.3 Defined	0	0	4,994,828	0	0	4,994,828	0.1	0	0.0	4,994,828	0
4.4 Other	0	0	0	0	0	0	0.0	0	0.0	0	0
MULTI-CLASS COMMERCIAL MORTGAGE-BACKED/ASSET- BACKED SECURITIES	0	0	0	0	0	0	0.0	0	0.0	0	0
4.5 Defined	0	0	0	0	0	0	0.0	0	0.0	0	0
4.6 Other	0	0	0	0	0	0	0.0	0	0.0	0	0
4.7 Totals	62,191,550	129,026,214	162,915,308	11,595,670	0	365,728,742	5.7	444,697,030	7.4	365,728,742	0
<b>5. Special Revenue &amp; Special Assessment Obligations etc., Non-Guaranteed, Schedules D &amp; DA (Group 5)</b>											
5.1 Issuer Obligations	53,373,340	193,927,058	328,691,107	52,170,377	0	628,161,882	9.7	793,621,143	13.2	626,894,920	1,266,962
5.2 Single Class Mortgage-Backed/Asset-Backed Securities	18,772,240	50,228,721	24,944,939	317,190	32,876	94,295,966	1.5	100,849,492	1.7	94,295,966	0
MULTI-CLASS RESIDENTIAL MORTGAGE-BACKED SECURITIES	0	0	0	0	0	0	0.0	0	0.0	0	0
5.3 Defined	225,989,453	492,585,610	158,076,011	174,551,626	84,602,664	1,135,805,364	17.6	989,364,225	16.4	1,135,805,364	0
5.4 Other	1,697,926	28,187,520	1,697,611	1,051,908	1,028,511	33,663,476	0.5	3,893,474	0.1	33,663,476	0
MULTI-CLASS COMMERCIAL MORTGAGE-BACKED/ASSET- BACKED SECURITIES	0	0	0	0	0	0	0.0	0	0.0	0	0
5.5 Defined	382,196	1,813,384	3,071,772	2,477,785	0	7,745,137	0.1	0	0.0	7,745,137	0
5.6 Other	90,485	1,707,782	3,010,717	4,313,095	0	9,122,079	0.1	11,173,248	0.2	9,122,079	0
5.7 Totals	300,305,640	768,450,075	519,492,157	234,881,981	85,664,051	1,908,793,904	29.5	1,898,901,582	31.5	1,907,526,942	1,266,962

30

**ANNUAL STATEMENT FOR THE YEAR 2002 OF THE NATIONWIDE MUTUAL INSURANCE COMPANY**

**SCHEDULE D - PART 1A - SECTION 2 (continued)**

**Maturity Distribution of All Bonds Owned December 31, at Book/Adjusted Carrying Values by Major Type and Subtype of Issues**

Distribution by Type	1 1 Year or Less	2 Over 1 Year Through 5 Years	3 Over 5 Years Through 10 Years	4 Over 10 Years Through 20 Years	5 Over 20 Years	6 Total Current Year	7 Col. 6 as a % of Line 10.7	8 Total from Col. 6 Prior Year	9 % From Col. 7 Prior Year	10 Total Publicly Traded	11 Total Privately Placed
<b>6. Public Utilities (Unaffiliated), Schedules D &amp; DA (Group 6)</b>											
6.1 Issuer Obligations .....	18,727,856	39,053,662	49,671,716	5,858,855	4,445,368	117,757,457	1.8	85,885,177	1.4	98,083,689	19,673,768
6.2 Single Class Mortgage-Backed/Asset-Based Securities .....	0	0	0	0	0	0	0.0	0	0.0	0	0
MULTI-CLASS RESIDENTIAL MORTGAGE- BACKED SECURITIES											
6.3 Defined .....	0	0	0	0	0	0	0.0	0	0.0	0	0
6.4 Other .....	0	0	0	0	0	0	0.0	0	0.0	0	0
MULTI-CLASS COMMERCIAL MORTGAGE- BACKED/ASSET-BACKED SECURITIES											
6.5 Defined .....	0	0	0	0	0	0	0.0	0	0.0	0	0
6.6 Other .....	0	0	0	0	0	0	0.0	0	0.0	0	0
6.7 Totals	18,727,856	39,053,662	49,671,716	5,858,855	4,445,368	117,757,457	1.8	85,885,177	1.4	98,083,689	19,673,768
<b>7. Industrial &amp; Miscellaneous (Unaffiliated), Schedules D &amp; DA (Group 7)</b>											
7.1 Issuer Obligations .....	286,092,022	456,805,700	884,268,254	182,969,619	47,627,216	1,857,762,811	28.8	1,463,238,852	24.3	1,119,297,999	738,464,813
7.2 Single Class Mortgage-Backed/Asset-Based Securities .....	0	0	0	0	0	0	0.0	14,942,682	0.2	0	0
MULTI-CLASS RESIDENTIAL MORTGAGE- BACKED SECURITIES											
7.3 Defined .....	49,499,868	80,464,862	30,479,251	18,017,039	5,439,333	183,900,353	2.8	197,322,197	3.3	172,707,278	11,193,076
7.4 Other .....	25,723,834	53,645,994	49,687,395	42,526,126	988,895	172,572,244	2.7	178,136,614	3.0	152,377,771	20,194,473
MULTI-CLASS COMMERCIAL MORTGAGE- BACKED/ASSET-BACKED SECURITIES											
7.5 Defined .....	35,335	6,979,983	8,161,250	0	0	15,176,568	0.2	16,045,863	0.3	7,015,318	8,161,250
7.6 Other .....	15,385,768	45,742,200	84,438,846	17,018,348	5,996,057	168,581,219	2.6	167,829,116	2.8	81,035,113	87,546,106
7.7 Totals	376,736,827	643,638,739	1,057,034,996	260,531,132	60,051,501	2,397,993,195	37.1	2,037,515,324	33.8	1,532,433,479	865,559,718
<b>8. Credit Tenant Loans, Schedules D &amp; DA (Group 8)</b>											
8.1 Issuer Obligations .....	2,485,718	14,650,478	29,195,214	74,453,491	5,348,867	126,133,768	2.0	38,358,791	0.6	8,000,000	118,133,770
8.7 Totals	2,485,718	14,650,478	29,195,214	74,453,491	5,348,867	126,133,768	2.0	38,358,791	0.6	8,000,000	118,133,770
<b>9. Parents, Subsidiaries and Affiliates, Schedules D &amp; DA (Group 9)</b>											
9.1 Issuer Obligations .....	0	0	0	0	0	0	0.0	1,150,000	0.0	0	0
9.2 Single Class Mortgage-Backed/Asset-Based Securities .....	0	0	0	0	0	0	0.0	0	0.0	0	0
MULTI-CLASS RESIDENTIAL MORTGAGE- BACKED SECURITIES											
9.3 Defined .....	0	0	0	0	0	0	0.0	0	0.0	0	0
9.4 Other .....	0	0	0	0	0	0	0.0	0	0.0	0	0
MULTI-CLASS COMMERCIAL MORTGAGE- BACKED/ASSET-BACKED SECURITIES											
9.5 Defined .....	0	0	0	0	0	0	0.0	0	0.0	0	0
9.6 Other .....	0	0	0	0	0	0	0.0	0	0.0	0	0
9.7 Totals	0	0	0	0	0	0	0.0	1,150,000	0.0	0	0

**ANNUAL STATEMENT FOR THE YEAR 2002 OF THE NATIONWIDE MUTUAL INSURANCE COMPANY**

**SCHEDULE D - PART 1A - SECTION 2 (continued)**

**Maturity Distribution of All Bonds Owned December 31, at Book/Adjusted Carrying Values by Major Type and Subtype of Issues**

Distribution by Type	1 1 Year or Less	2 Over 1 Year Through 5 Years	3 Over 5 Years Through 10 Years	4 Over 10 Years Through 20 Years	5 Over 20 Years	6 Total Current Year	7 Col. 6 as a % of Line 10.7	8 Total From Col. 6 Prior Year	9 % From Col. 7 Prior Year	10 Total Publicly Traded	11 Total Privately Placed
<b>10. Total Bonds Current Year</b>											
10.1 Issuer Obligations	736,664,667	1,366,759,464	1,930,570,889	535,786,133	57,421,451	4,627,202,604	71.6	XXX	XXX	3,725,603,943	901,598,664
10.2 Single Class Mortgage-Backed/Asset-Backed Bonds MULTI-CLASS RESIDENTIAL MORTGAGE-BACKED SECURITIES	22,123,087	54,056,672	25,754,306	790,601	70,956	102,795,622	1.6	XXX	XXX	102,795,622	0
10.3 Defined	275,489,321	573,050,472	193,550,090	192,568,665	90,041,997	1,324,700,545	20.5	XXX	XXX	1,313,507,470	11,193,076
10.4 Other MULTI-CLASS COMMERCIAL MORTGAGE-BACKED/ASSET-BACKED SECURITIES	27,421,760	81,833,514	51,385,006	43,578,034	2,017,406	206,235,720	3.2	XXX	XXX	186,041,247	20,194,473
10.5 Defined	417,531	8,793,367	11,233,022	2,477,785	0	22,921,705	0.4	XXX	XXX	14,760,455	8,161,250
10.6 Other	15,476,253	47,449,982	87,449,563	21,331,443	5,996,057	177,703,298	2.8	XXX	XXX	90,157,192	87,546,106
10.7 Totals	1,077,592,619	2,131,943,471	2,299,942,876	796,532,661	155,547,867	6,461,559,494	100.0	XXX	XXX	5,432,865,929	1,028,693,569
10.8 Line 10.7 as a % of Col. 6	16.7	33.0	35.6	12.3	2.4	100.0	XXX	XXX	XXX	84.1	15.9
<b>11. Total Bonds Prior Year</b>											
11.1 Issuer Obligations	450,958,185	1,449,979,510	1,968,333,742	417,692,289	40,402,853	XXX	XXX	4,327,366,579	71.9	3,702,296,000	625,070,580
11.2 Single Class Mortgage-Backed/Asset-Backed Bonds MULTI-CLASS RESIDENTIAL MORTGAGE-BACKED SECURITIES	18,103,752	63,120,994	35,833,229	9,752,625	1,759,928	XXX	XXX	128,570,528	2.1	121,571,631	6,998,898
11.3 Defined	237,702,089	462,885,577	286,370,199	133,433,657	66,294,899	XXX	XXX	1,186,686,421	19.7	1,165,208,233	21,478,188
11.4 Other MULTI-CLASS COMMERCIAL MORTGAGE-BACKED/ASSET-BACKED SECURITIES	31,716,083	57,900,132	51,943,808	38,906,000	1,564,065	XXX	XXX	182,030,088	3.0	170,019,854	12,010,234
11.5 Defined	76,459	7,730,652	8,238,752	0	0	XXX	XXX	16,045,863	0.3	7,910,981	8,134,882
11.6 Other	8,977,821	51,183,676	96,507,164	22,333,703	0	XXX	XXX	179,002,364	3.0	90,191,399	88,810,965
11.7 Totals	747,534,389	2,092,800,541	2,447,226,894	622,118,274	110,021,745	XXX	XXX	6,019,701,843	100.0	5,257,198,098	762,503,747
11.8 Line 11.7 as a % of Col. 8	12.4	34.8	40.7	10.3	1.8	XXX	XXX	100.0	XXX	87.3	12.7
<b>12. Total Publicly Traded Bonds</b>											
12.1 Issuer Obligations	708,789,251	1,196,405,172	1,430,562,900	353,474,920	36,371,699	3,725,603,942	57.7	3,702,296,000	61.5	3,725,603,942	XXX
12.2 Single Class Mortgage-Backed/Asset-Backed Bonds MULTI-CLASS RESIDENTIAL MORTGAGE-BACKED SECURITIES	22,123,087	54,056,672	25,754,305	790,601	70,957	102,795,622	1.6	121,571,631	2.0	102,795,622	XXX
12.3 Defined	275,351,049	571,015,506	190,796,364	188,995,844	87,348,708	1,313,507,471	20.3	1,165,208,233	19.4	1,313,507,471	XXX
12.4 Other MULTI-CLASS COMMERCIAL MORTGAGE-BACKED/ASSET-BACKED SECURITIES	25,269,374	71,825,687	43,350,745	43,578,034	2,017,406	186,041,246	2.9	170,019,854	2.8	186,041,246	XXX
12.5 Defined	417,531	8,793,366	3,071,772	2,477,785	0	14,760,454	0.2	7,910,982	0.1	14,760,454	XXX
12.6 Other	8,882,361	27,700,871	44,273,339	9,300,621	0	90,157,192	1.4	90,191,400	1.5	90,157,192	XXX
12.7 Totals	1,040,832,653	1,929,797,274	1,737,809,425	598,617,805	125,808,770	5,432,865,927	84.1	5,257,198,100	87.3	5,432,865,927	XXX
12.8 Line 12.7 as a % of Col. 6	19.2	35.5	32.0	11.0	2.3	100.0	XXX	XXX	XXX	100.0	XXX
12.9 Line 12.7 as a % of Line 10.7, Col. 6, Section 10	16.1	29.9	26.9	9.3	1.9	84.1	XXX	XXX	XXX	84.1	XXX
<b>13. Total Privately Placed Bonds</b>											
13.1 Issuer Obligations	27,875,417	170,354,292	500,007,989	182,311,213	21,049,753	901,598,664	14.0	625,070,580	10.4	XXX	901,598,664
13.2 Single Class Mortgage-Backed/Asset-Backed Bonds MULTI-CLASS RESIDENTIAL MORTGAGE-BACKED SECURITIES	0	0	0	0	0	0	0.0	6,998,898	0.1	XXX	0
13.3 Defined	138,272	2,034,966	2,753,726	3,572,822	2,693,289	11,193,075	0.2	21,478,188	0.4	XXX	11,193,075
13.4 Other MULTI-CLASS COMMERCIAL MORTGAGE-BACKED/ASSET-BACKED SECURITIES	2,152,386	10,007,827	8,034,260	0	0	20,194,473	0.3	12,010,234	0.2	XXX	20,194,473
13.5 Defined	0	0	8,161,250	0	0	8,161,250	0.1	8,134,882	0.1	XXX	8,161,250
13.6 Other	6,593,892	19,749,111	43,176,224	12,030,822	5,996,057	87,546,106	1.4	88,810,965	1.5	XXX	87,546,106
13.7 Totals	36,759,967	202,146,196	562,133,449	197,914,857	29,739,099	1,028,693,568	15.9	762,503,747	12.7	XXX	1,028,693,568
13.8 Line 13.7 as a % of Col. 6	3.6	19.7	54.6	19.2	2.9	100.0	XXX	XXX	XXX	XXX	100.0
13.9 Line 13.7 as a % of Line 10.7, Col. 6, Section 10	0.6	3.1	8.7	3.1	0.5	15.9	XXX	XXX	XXX	XXX	15.9

32

**ANNUAL STATEMENT FOR THE YEAR 2002 OF THE NATIONWIDE MUTUAL INSURANCE COMPANY**

**SCHEDULE DA - PART 2**

**Verification of SHORT-TERM INVESTMENTS Between Years**

	1	2	3	4	5
	Total	Bonds	Mortgage Loans	Other Short-term Investment Assets(a)	Investments in Parent, Subsidiaries and Affiliates
1. Book/adjusted carrying value, prior year .....	137,142,553	137,142,553	0	0	0
2. Cost of short-term investments acquired .....	9,346,838,282	9,346,838,282			
3. Increase (decrease) by adjustment .....	(3,750,366)	(3,750,366)			
4. Increase (decrease) by foreign exchange adjustment .....	0				
5. Total profit (loss) on disposal of short-term investments .....	(1,196,043)	(1,196,043)			
6. Consideration received on disposal of short-term investments .....	9,210,062,914	9,210,062,914			
7. Book/adjusted carrying value, current year .....	268,971,512	268,971,512	0	0	0
8. Total valuation allowance .....	0				
9. Subtotal (Lines 7 plus 8) .....	268,971,512	268,971,512	0	0	0
10. Total nonadmitted amounts .....	0				
11. Statement value (Lines 9 minus 10) .....	268,971,512	268,971,512	0	0	0
12. Income collected during year .....	9,193,603	9,193,603			
13. Income earned during year .....	10,679,361	10,679,361			

(a) Indicate the category of such assets, for example, joint ventures, transportation equipment: .....

33

## SCHEDULE DB - PART A - VERIFICATION BETWEEN YEARS

Verification Between Years of Aggregate Write-in Book Value on Options, Caps, Floors and Insurance Futures Options Owned

1. Aggregate write-in book value, December 31, prior year (Line 8, prior year) .....
2. Cost/Option Premium (Section 2, Column 7) .....
3. Increase/(Decrease) by Adjustment (Section 1, Column 12) (Section 3, Column 13) .....
4. Gain/(Loss) on Termination:
  - 4.1 Recognized (Section 3, Column 14) .....
  - 4.2 Used to Adjust Basis of Hedged Item (Section 3, Column 15) .....
5. Consideration received on terminations (Section 3, Column 12) .....
6. Used to Adjust Basis on Open Contracts (Section 1, Column 13) .....
7. Disposition of deferred amount on contracts terminated in prior year:
  - 7.1 Recognized .....
  - 7.2 Used to Adjust Basis of Hedged Item .....
8. Aggregate write-in book value, December 31, Current Year (Lines 1 + 2 + 3 + 4 - 5 - 6 - 7) .....

**NONE**

## SCHEDULE DB - PART B - VERIFICATION BETWEEN YEARS

Verification Between Years of Aggregate Write-in Book Value on Options, Caps, Floors and Insurance Futures Options Written

1. Aggregate write-in book value, December 31, prior year (Line 8, prior year) .....
2. Consideration received (Section 2, Column 7) .....
3. Increase/(Decrease) by Adjustment (Section 1, Column 12) (Section 3, Column 13) .....
4. Gain/(Loss) on Termination:
  - 4.1 Recognized (Section 3, Column 14) .....
  - 4.2 Used to Adjust Basis (Section 3, Column 15) .....
5. Consideration paid on terminations (Section 3, Column 12) .....
6. Used to Adjust Basis on Open Contracts (Section 1, Column 13) .....
7. Disposition of deferred amount on contracts terminated in prior year:
  - 7.1 Recognized .....
  - 7.2 Used to Adjust Basis .....
8. Aggregate write-in book value, December 31, Current Year (Lines 1 + 2 + 3 + 4 - 5 - 6 - 7) .....

**NONE**

## SCHEDULE DB - PART C - VERIFICATION BETWEEN YEARS

### Verification Between Years of Aggregate Write-in Book Value on Swaps and Forwards

1. Aggregate write-in book value, December 31, prior year (Section 4, Line 8, prior year)	(22,666,372)
2. Cost or (Consideration Received) (Section 2, Column 7)	0
3. Increase/(Decrease) by Adjustment (Section 1, Column 12) plus (Section 3, Column 13)	16,484,393
4. Gain/(Loss) on Termination:	
4.1 Recognized (Section 3, Column 14)	(4,901,014)
4.2 Used to Adjust Basis of Hedged Item (Section 3, Column 15)	(21,053,850)
5. Consideration received (or paid) on terminations (Section 3, Column 12)	(25,954,864)
6. Used to Adjust Basis of Hedged Item on Open Contracts (Section 1, Column 13)	0
7. Disposition of deferred amount on contracts terminated in prior year:	
7.1 Recognized	
7.2 Used to Adjust Basis of Hedged Item	0
8. Aggregate write-in book value, December 31, Current Year (Lines 1 + 2 + 3 + 4 - 5 - 6 - 7)	(6,181,979)

## SCHEDULE DB - PART D - VERIFICATION BETWEEN YEARS

### Verification Between Years of Aggregate Write-in Book Value on Futures Contracts and Insurance Futures Contracts

1. Aggregate write-in book value, December 31, prior year (Section 4, Line 8, prior year)	
2. Change in total Variation Margin on Open Contracts (Difference between Section 3, Column 10 and Section 3, Column 11)	
3.1 Change in Variation Margin on Open Contracts used to Adjust Basis of Hedged Item (Section 3, Column 11)	
3.2 Change in variation margin on open contracts recognized (Difference between Section 3, Column 10 and Section 3, Column 11)	
4.1 Variation Margin on Contracts Terminated During the Year (Section 3, Column 6)	
4.2 Less:	
4.21 Gain/(Loss) Recognized in Current Year (Section 3, Column 11)	
4.22 Gain/(Loss) Used to Adjust Basis of Hedge (Section 3, Column 12)	
4.3 Subtotal (Line 4.1 minus Line 4.2)	
5.1 Net additions to Cash Deposits (Section 2, Column 7)	
5.2 Less: Net Reductions to Cash Deposits (Section 3, Column 9)	
6. Subtotal (Lines 1 - 2 + 3.1 + 3.2 - 4.3 + 5.2)	
7. Disposition of Gain/(Loss) on Contracts Terminated in Prior Year:	
7.1 Recognized	
7.2 Used to Adjust Basis of Hedged Item	
8. Aggregate write-in book value, December 31, Current Year (Lines 6 + 7.1 + 7.2)	

NONE

## SCHEDULE DB - PART E - VERIFICATION BETWEEN YEARS

### Verification of Statement Value and Fair Value of Open Contracts

	Statement Value
1. Part A, Section 1, Column 10	0
2. Part B, Section 1, Column 10	0
3. Part C, Section 1, Column 10	165,192,238
4. Part D, Section 1, Column 9 - 12	0
5. Lines (1) - (2) + (3) + (4)	165,192,238
6. Part E, Section 1, Column 4	190,945,121
7. Part E, Section 1, Column 5	(25,752,883)
8. Lines (5) - (6) - (7)	0
	Fair Value
9. Part A, Section 1, Column 11	0
10. Part B, Section 1, Column 11	0
11. Part C, Section 1, Column 11	177,466,823
12. Part D, Section 1, Column 9	0
13. Lines (9) - (10) + (11) + (12)	177,466,823
14. Part E, Section 1, Column 7	203,141,574
15. Part E, Section 1, Column 8	(25,674,752)
16. Lines (13) - (14) - (15)	0

**ANNUAL STATEMENT FOR THE YEAR 2002 OF THE NATIONWIDE MUTUAL INSURANCE COMPANY**

**SCHEDULE DB - PART F- SECTION 1**

**Summary of Replicated (Synthetic) Assets Open**

Replicated (Synthetic) Asset					Components of the Replicated (Synthetic) Asset						
1 Replication RSAT Number	2 Description	3 NAIC Designation or Other Description	4 Statement Value	5 Fair Value	Derivative Instruments Open		Cash Instrument(s) Held				
					6 Description	7 Fair Value	8 CUSIP	9 Description	10 Statement Value	11 Fair Value	12 NAIC Designation or Other Description
413627A@9	Fixed rate note tied to Fort James Corp. through a credit default swap.	2Z	1,771,941	2,010,544	Credit default swap on Fort James Corp., 6.875%, 09/15/07.....	(195,816)	17303C-BM-2.....	CC1MT 1999-2 A, 5.875%, 03/10/2011.....	1,967,757	2,206,360	1
	Fixed rate note tied to Harrahs Operating Co Inc. through a credit default swap.	2	5,334,550	5,536,683	Credit default swap on Harrahs Operating Company Inc., 7.50%, 01/15/09.....	107,783	17303C-BW-0.....	CC1MT 1999-7 A, 6.65%, 11/15/2006.....	5,226,767	5,428,900	1
	Fixed rate note tied to Farmer Mac through a credit default swap.	1Z	15,132,248	16,999,783	Credit default swap on Farmer Mac, 5.40%, 10/14/11.....	(583,037)	742651-CM-2.....	Private Export Funding, 6.67%, 09/15/2009.....	15,715,285	17,582,820	1PE
<b>9999999 Totals</b>			<b>22,238,739</b>	<b>24,547,010</b>	<b>XXX</b>	<b>(671,070)</b>	<b>XXX</b>	<b>XXX</b>	<b>22,909,809</b>	<b>25,218,080</b>	<b>XXX</b>

36

**ANNUAL STATEMENT FOR THE YEAR 2002 OF THE NATIONWIDE MUTUAL INSURANCE COMPANY**

**SCHEDULE DB - PART F - SECTION 2**

**Reconciliation of Replicated (Synthetic) Assets Open**

	First Quarter		Second Quarter		Third Quarter		Fourth Quarter		Year-to-Date	
	1 Number of Positions	2 Total Replicated (Synthetic) Assets Statement Value	3 Number of Positions	4 Total Replicated (Synthetic) Assets Statement Value	5 Number of Positions	6 Total Replicated (Synthetic) Assets Statement Value	7 Number of Positions	8 Total Replicated (Synthetic) Assets Statement Value	9 Number of Positions	10 Total Replicated (Synthetic) Assets Statement Value
1. Beginning Inventory .....	2	6,835,400	3	11,860,400	5	31,100,400	3	21,854,067	2	6,835,400
2. Add: Opened or Acquired Transactions .....	1	5,025,000	2	19,240,000					3	24,265,000
3. Add: Increases in Replicated Asset Statement Value .....	XXX		XXX		XXX	588,667	XXX	600,835	XXX	1,189,502
4. Less: Closed or Disposed of Transactions .....					2	9,835,000			2	9,835,000
5. Less: Positions Disposed of For Failing Effectiveness Criteria .....									0	0
6. Less: Decreases in Replicated (Synthetic) Asset Statement Value .....	XXX		XXX		XXX		XXX	216,163	XXX	216,163
7. Ending Inventory	3	11,860,400	5	31,100,400	3	21,854,067	3	22,238,739	3	22,238,739

**ANNUAL STATEMENT FOR THE YEAR 2002 OF THE NATIONWIDE MUTUAL INSURANCE COMPANY**

**SCHEDULE F - PART 1**

Assumed Reinsurance as of December 31, Current Year (000 Omitted)

1 Federal ID Number	2 NAIC Company Code	3 Name of Reinsured	4 Domiciliary Jurisdiction	5 Assumed Premium	Reinsurance On			9 Contingent Commissions Payable	10 Assumed Premiums Receivable	11 Unearned Premium	12 Funds Held By or Deposited With Reinsured Companies	13 Letters of Credit Posted	14 Amount of Assets Pledged or Compensating Balances to Secure Letters of Credit
					6 Paid Losses and Loss Adjustment Expenses	7 Known Case Losses and LAE	8 Cols. 6 +7						
AFFILIATES -U.S. INTERCOMPANY POOLING													
42-0618271	13838	FARMLAND MUTUAL INSURANCE COMPANY	IA	100,599	17,232	72,120	89,352	4,212	8,404	54,741	0	0	0
31-4177110	23779	NATIONWIDE MUTUAL FIRE INSURANCE COMPANY	OH	2,853,168	435,441	716,292	1,151,733	32,738	642,017	1,136,958	0	0	0
31-1024978	41297	SCOTTSDALE INSURANCE COMPANY	AZ	1,257,102	188,221	587,903	776,124	46,388	306,027	528,317	0	0	0
0199999 - Total - Affiliates - U.S. Intercompany Pooling				4,210,870	640,894	1,376,315	2,017,208	83,338	956,447	1,720,017	0	0	0
AFFILIATES -U.S. NON-POOL													
42-6054959	19100	AMCO INSURANCE COMPANY	IA	1,425,473	0	442,285	442,285	19,120	462,486	656,611	0	0	0
74-1061659	29262	COLONIAL COUNTY MUTUAL INSURANCE	TX	131,215	0	14,231	14,231	1,845	45,084	37,836	0	0	0
38-0865250	11991	NATIONAL CASUALTY COMPANY (A)	AZ	396,883	361	250,353	250,714	0	64	170,150	0	0	0
42-1015537	28223	NATIONWIDE AGRIBUSINESS INSURANCE CO.	IA	96,949	14,293	78,374	92,667	(366)	67,999	53,964	0	0	0
95-0639970	10723	NATIONWIDE ASSURANCE COMPANY	WI	334,402	0	100,801	100,801	4,288	151	70,428	0	0	0
31-4177110	23779	NATIONWIDE MUTUAL FIRE INSURANCE COMPAY	OH	1,747	0	287	287	0	0	1,043	0	0	0
31-4425763	23760	NATIONWIDE GENERAL INSURANCE COMPANY	OH	126,514	0	60,778	60,778	400	(203)	31,356	1,529	0	0
95-2130882	25453	NATIONWIDE INSURANCE COMPANY OF AMERICA	CA	147	0	77	77	0	0	33	0	0	0
31-1613686	10948	NATIONWIDE INSURANCE COMPANY OF FLORIDA	OH	13,650	0	0	0	0	(2,895)	604	0	0	0
31-4156830	66869	NATIONWIDE LIFE INSURANCE COMPANY	OH	305,494	0	0	0	0	0	0	0	0	0
75-1780981	42110	NATIONWIDE LLOYDS	TX	110,055	0	13,228	13,228	336	4,196	58,239	0	0	0
31-0970750	37877	NATIONWIDE PROPERTY AND CASUALTY INS CO.	OH	496,562	0	174,220	174,220	3,068	5	139,622	0	0	0
31-1117969	15580	SCOTTSDALE INDEMNITY COMPANY	OH	0	0	316	316	0	0	0	0	0	0
0299999 - Total - Affiliates - U.S. Non-Pool				3,439,091	14,654	1,134,951	1,149,604	28,690	576,886	1,219,885	1,529	0	0
0499999 - Total - Affiliates				7,649,961	655,548	2,511,266	3,166,812	112,028	1,533,333	2,939,902	1,529	0	0
OTHER U.S. UNAFFILIATED													
42-1204578	42757	AGRI GENERAL INSURANCE COMPANY	IA	0	1	5	5	7	0	0	0	0	0
15-0566693	10022	AGWAY INSURANCE COMPANY	NY	0	0	9	9	22	0	0	0	0	0
00-0000000	00000	AIG OIL RIG	NY	0	0	0	0	0	0	0	0	0	0
13-5303710	19399	AIU INSURANCE COMPANY	NY	0	(4)	18	15	0	1	0	3	0	0
63-0255547	19143	ALFA MUTUAL FIRE INSURANCE COMPANY	AL	0	0	0	0	8	0	0	0	0	0
05-0316605	21482	ALLENDALE MUTUAL INSURANCE COMPANY	RI	2	358	73	431	1	0	0	0	0	0
95-3187355	35300	ALLIANZ INSURANCE COMPANY	CA	0	0	3	3	0	(4)	0	0	0	0
00-0000000	00000	ALLIANZ INSURANCE MANAGEMENT	CA	0	0	0	0	0	0	0	0	0	0
36-0719665	19232	ALLSTATE INSURANCE COMPANY	IL	0	0	192	192	(81)	0	0	0	0	0
36-2661954	10103	AMERICAN AGRICULTURAL INSURANCE COMPANY	IL	0	0	0	0	0	0	0	0	0	0
52-2048110	19720	AMERICAN ALTERNATIVE INSURANCE CORPORAT I.	NJ	0	0	0	0	0	0	0	0	0	0
39-0273710	19275	AMERICAN FAMILY MUTUAL INSURANCE COMPANY	WI	0	39	24	63	0	0	0	0	0	0
00-0000000	19593	AMERICAN FIDELITY FIRE INSURANCE COMPANY	NY	0	34	38	71	0	0	0	0	0	0
73-0737056	16810	AMERICAN FIDELITY INSURANCE COMPANY	OK	4	(86)	148	62	27	(37)	0	11	0	0
13-5124990	19380	AMERICAN HOME ASSURANCE COMPANY	NY	0	57	426	483	(3)	2	0	0	0	0
13-3333609	32220	AMERICAN INTERNATIONAL GROUP	NY	0	0	14	14	(36)	0	12	3	0	0
13-3333609	32220	AMERICAN INTERNATIONAL UNDERWRITERS CORP.	NY	(59)	(1)	3	2	0	0	0	0	0	0
23-1641984	10219	AMERICAN OVERSEAS REINSURANCE COMPANY	NY	0	0	7	7	0	0	0	0	0	0
13-4924125	10227	AMERICAN RE-INSURANCE COMPANY	NJ	0	(10)	15	5	0	0	0	0	0	0
58-1529575	42978	AMERICAN SECURITY INSURANCE COMPANY	GA	0	0	0	0	1	0	0	0	0	0
38-1869912	19488	AMERICAURE COMPANIES	MI	0	(1)	10	9	0	15	0	0	0	0
05-0348344	19976	AMICA MUTUAL INSURANCE COMPANY	RI	0	0	0	0	0	0	0	0	0	0
98-4207369	10308	ANTILLES INSURANCE COMPANY	PR	0	15	45	60	20	0	0	0	0	0
05-0284861	10316	APPALACHIAN INSURANCE COMPANY	RI	0	0	0	0	0	0	0	0	0	0
94-1390273	19801	ARGONAUT INSURANCE COMPANY	CA	0	16	37	53	0	0	0	0	0	0
04-1105840	21490	ARKWRIGHT MUTUAL INSURANCE COMPANY	MA	0	2	21	23	0	0	0	0	177	0
35-0293730	21296	ASSOCIATES INSURANCE COMPANY	TX	0	16	1	17	0	0	0	0	0	0
00-0000000	00000	ATCHISTON TOPEKA SANTA FE RR.	KS	0	0	350	350	0	0	0	0	0	0
13-4934590	19895	ATLANTIC MUTUAL INSURANCE COMPNAV	NY	0	(1)	6	5	(4)	0	0	89	0	0
41-0134100	13412	AUSTIN MUTUAL INSURANCE COMPANY	MN	0	291	139	430	0	3	0	0	0	0
38-0477270	21202	AUTO CLUB INSURANCE ASSOCIATION	MI	1	5	0	5	7	0	0	0	0	0
59-3031102	41041	AUTO CLUB SOUTH INSURANCE CLUB	FL	0	0	29	29	0	0	0	0	0	0
38-0315280	18988	AUTO-OWNERS INSURANCE COMPANY	MI	0	0	0	0	0	(3)	0	0	0	0
31-4361173	19941	AUTOMOBILE CLUB INSURANCE COMPANY	OH	0	0	0	0	0	2	0	0	0	0
00-0000000	00000	BACCALA & SHOOP INS SERVICES	CA	0	0	1	1	0	0	0	0	0	0
95-6027860	24813	BALBOA INSURANCE COMPANY	CA	0	0	0	0	0	0	0	0	0	0
13-4941245	29742	BANKERS & SHIPPERS INSURANCE COMPANY	NC	0	0	4	4	0	0	0	0	0	0

38

**ANNUAL STATEMENT FOR THE YEAR 2002 OF THE NATIONWIDE MUTUAL INSURANCE COMPANY**

**SCHEDULE F - PART 1**

Assumed Reinsurance as of December 31, Current Year (000 Omitted)

1 Federal ID Number	2 NAIC Company Code	3 Name of Reinsured	4 Domiciliary Jurisdiction	5 Assumed Premium	Reinsurance On			9 Contingent Commissions Payable	10 Assumed Premiums Receivable	11 Unearned Premium	12 Funds Held By or Deposited With Reinsured Companies	13 Letters of Credit Posted	14 Amount of Assets Pledged or Compensating Balances to Secure Letters of Credit
					6 Paid Losses and Loss Adjustment Expenses	7 Known Case Losses and LAE	8 Cols. 6 +7						
35-0198580	13528	BROTHERHOOD MUTUAL INSURANCE COMPANY	IN	0	.1	.44	.45	0	0	0	0	0	0
16-0366830	22314	BUFFALO REINSURANCE COMPANY	CA	0	(8)	1	(7)	0	0	0	0	0	0
00-0000000	00000	BURLINGTON NORTHERN RR.	MN	0	0	250	250	0	0	0	0	0	0
94-1627528	38865	CALIFORNIA INSURANCE GROUP	CA	0	.2	.3	.5	0	0	0	0	0	0
95-6043013	22675	CALIFORNIA UNION INSURANCE COMPANY	PA	0	0	0	0	0	0	0	26	0	0
44-0447850	15725	CAMERON MUTUAL INSURANCE COMPANY	MO	0	0	0	0	3	0	0	0	0	0
59-1847174	36617	CAPITAL ASSURANCE COMPANY INC	FL	0	0	84	84	52	3	19	0	0	0
66-0580809	00000	CARIBBEAN ALLIANCE COMPANY OF PUERTO RICO	PR	(158)	0	0	0	0	0	4,508	0	0	0
39-0201700	29009	CEDARBURG MUTUAL INSURANCE CO	WI	0	0	0	0	0	0	0	0	0	0
34-4202015	20176	CELINA MUTUAL INSURANCE COMPANY	OH	2	0	0	0	0	0	0	0	0	0
45-0131670	34606	CENTER MUTUAL INSURANCE COMPANY	ND	0	0	0	0	0	0	0	0	0	0
94-1368770	26905	CENTURY NATIONAL INSURANCE COMPANY	CA	(202)	0	0	0	0	0	0	0	0	0
13-1701424	10650	CHRISTIANIA GENERAL INSURANCE CORP OF NE	NY	0	0	0	0	0	0	0	0	0	0
38-1775863	10499	CHRYSLER INSURANCE COMPANY	MI	0	.8	.3	.12	0	(114)	130	0	0	0
22-2405591	41386	CHUBB GROUP OF INSURANCE COMPANY	NJ	1	.498	.683	1,181	(1)	.2	.32	0	0	0
39-0712210	18767	CHURCH MUTUAL INSURANCE COMPANY	WI	0	0	0	0	0	0	0	0	0	0
95-2371728	22667	CIGNA INSURANCE COMPANY	PA	0	.111	.340	.451	0	.1	0	0	0	0
00-0000000	00000	CITIZENS CASUALTY COMPANY OF NEW YORK	NY	0	0	0	0	0	(18)	0	0	0	0
38-0421730	31534	CITIZENS INSURANCE COMPANY OF AMERICA	MI	0	0	0	0	0	0	0	0	0	0
95-2467198	20435	CNA CASUALTY OF CALIFORNIA	IL	0	(69)	4,534	4,465	2	(3)	0	0	0	0
66-0317672	26778	CNA CASUALTY OF PUERTO RICO	PR	0	.38	.53	.40	0	0	0	0	0	0
00-0000000	00000	COLLINS ASSOCIATES, JOHN B.	MN	0	0	0	0	0	0	0	0	0	0
13-3594502	33022	COLONIA INSURANCE COMPANY	NY	0	0	.16	.16	0	0	0	0	0	0
23-2044095	34789	COLONIAL PENN INSURANCE COMPANY	PA	0	0	.3	.3	0	0	0	0	0	0
47-0490411	31127	COLUMBIA CASUALTY COMPANY	IL	0	.112	.124	.235	0	0	0	0	0	0
13-1938623	19410	COMMERCE AND INDUSTRY INSURANCE COMPANY	NY	0	(10)	.161	.151	0	0	0	0	0	0
04-2495247	34754	COMMERCE INSURANCE COMPANY	MA	(17)	0	.218	.218	0	0	0	0	0	0
95-4387273	19489	COMMERCIAL UNDERWRITERS INSURANCE COMPAN	CA	0	0	0	0	0	0	0	0	0	0
98-0046314	37567	COMMONWEALTH INSURANCE COMPANY (US BRANCH	WA	(5)	0	.9	.9	0	(15)	0	0	0	0
31-0908652	22144	CONSTELLATION REINSURANCE COMPANY	NY	0	0	0	0	0	0	0	0	0	0
06-1008174	39047	CONSTITUTION STATES MANAGEMENT	CT	0	0	0	0	0	0	0	0	0	0
36-2114545	20443	CONTINENTAL CASUALTY COMPANY	IL	0	.68	0	.68	0	0	0	0	0	0
13-5010440	35289	CONTINENTAL INSURANCE COMPANY	NY	0	.118	.844	.962	0	(4)	0	0	0	0
66-0257478	18163	COOPERATIVA DE SEGUROS MULTIPLES DE PUER	PR	0	.11	.228	.240	(2)	0	.116	0	0	0
62-1216444	17400	COREGIS INDEMNITY COMPANY	IL	0	.5	.126	.131	0	0	0	0	0	0
58-0830930	20966	COTTON STATES MUTUAL INSURANCE COMPANY	GA	0	0	0	0	0	0	0	0	0	0
37-0807507	20990	COUNTRY MUTUAL INSURANCE COMPANY	IL	0	0	1	2	0	10	0	0	0	0
22-2464174	42471	CRUM AND FORSTER INSURANCE COMPANY	NJ	0	.256	.494	.750	0	.5	.14	0	0	0
46-0136680	31445	DE SMET FARM MUTUAL INSURANCE COMPANY OF	SD	0	.9	.66	.75	52	0	0	0	0	0
51-0015930	13870	DELAWARE MUTUAL INSURANCE COMPANY	DE	0	0	0	0	0	0	0	0	0	0
00-0000000	00000	DERECO INC.	OH	0	0	.25	.25	0	0	0	0	0	0
23-1336198	13692	DONEGAL MUTUAL INSURANCE COMPANY	PA	0	0	0	0	0	0	0	0	0	0
04-1255040	13706	DORCHESTER MUTUAL INSURANCE COMPANY	MA	0	0	0	0	(1)	0	.9	0	0	0
66-0353300	35645	EAGLE STAR PUERTO RICO	PR	0	0	.9	.9	0	0	0	0	0	0
00-0000000	00000	EAST COAST INS CO	NY	0	0	.10	.10	0	0	0	0	0	0
04-1282020	21288	ELECTRIC MUTUAL LIABILITY INSURANCE COMP	MA	0	.512	.39	.551	0	0	0	0	0	0
47-6022701	21326	EMPIRE FIRE AND MARINE INSURANCE COMPANY	NE	4	.12	.8	.19	0	0	0	0	0	0
39-0264050	21458	EMPLOYERS INSURANCE OF WAUSAU-A MUTUAL C.	WI	0	0	12,585	12,585	0	0	0	0	0	0
42-0234980	21415	EMPLOYERS MUTUAL CASUALTY COMPANY	IA	0	.7	.90	.96	0	0	0	0	0	0
48-0921045	39845	EMPLOYERS REINSURANCE CORPORATION	KS	0	0	.29	.29	0	0	0	0	0	0
37-0960908	28088	EQUITABLE GENERAL INSURANCE COMPANY	IA	0	.156	.50	.206	0	0	0	0	0	0
25-6038677	26271	ERIE INSURANCE EXCHANGE	PA	0	.2	.223	.225	3	0	0	0	0	0
23-0564640	17043	EVERETT CASH MUTUAL INSURANCE COMPANY	PA	0	0	0	0	0	1	0	0	0	0
00-0000000	00000	F B HALL & CO, INC.	NY	0	0	.19	.19	0	0	0	0	0	0
05-0316605	21482	FACTORY MUTUAL INSURANCE COMPANY	RI	3	(10)	.16	.6	0	(22)	0	0	0	0
42-0331872	13773	FARM BUREAU MUTUAL INSURANCE COMPANY	IA	0	0	0	0	0	1	0	0	0	0
71-0232167	13757	FARM BUREAU MUTUAL INSURANCE COMPANY OF	AR	0	0	0	0	2	0	0	0	0	0
43-0974802	26859	FARM BUREAU TOWN & COUNTRY INSURANCE COM	MO	0	0	0	0	2	0	0	0	0	0
14-1415410	13803	FARM FAMILY MUTUAL INSURANCE COMPANY	NY	0	0	0	0	0	0	0	0	0	0
48-0214040	19194	FARMERS ALLIANCE MUTUAL INSURANCE COMPAN	KS	0	0	2	2	0	(1)	0	0	0	0

38.1

**ANNUAL STATEMENT FOR THE YEAR 2002 OF THE NATIONWIDE MUTUAL INSURANCE COMPANY**

**SCHEDULE F - PART 1**

Assumed Reinsurance as of December 31, Current Year (000 Omitted)

1 Federal ID Number	2 NAIC Company Code	3 Name of Reinsured	4 Domiciliary Jurisdiction	5 Assumed Premium	Reinsurance On			9 Contingent Commissions Payable	10 Assumed Premiums Receivable	11 Unearned Premium	12 Funds Held By or Deposited With Reinsured Companies	13 Letters of Credit Posted	14 Amount of Assets Pledged or Compensating Balances to Secure Letters of Credit
					6 Paid Losses and Loss Adjustment Expenses	7 Known Case Losses and LAE	8 Cols. 6 +7						
41-0249450	13846	FARMERS HOME MUTUAL INSURANCE COMPANY	MN	0	92	49	141	16	0	0	0	0	0
95-2575893	21652	FARMERS INSURANCE GROUP	CA	0	65	366	431	0	0	0	0	0	0
34-4230430	10303	FARMERS MUT AID ASSOCIATION	OH	0	0	7	7	0	0	0	0	0	0
21-0448840	13854	FARMERS MUTUAL FIRE OF SALEM COUNTY	NJ	0	0	0	1	4	9	0	0	0	0
42-0245840	13897	FARMERS MUTUAL HAIL INSURANCE COMPANY OF	IA	0	0	75	75	27	(3)	0	0	1	0
47-0157205	13889	FARMERS MUTUAL INSURANCE OF NEBRASKA	NE	0	0	7	7	0	0	0	0	0	0
45-0214096	32670	FARMERS UNION MUTUAL INSURANCE COMPANY	ND	0	3	0	3	0	0	0	0	0	0
41-0417460	13935	FEDERATED MUTUAL INSURANCE COMPANY	MN	0	0	0	0	12	0	0	0	0	0
13-2721570	28622	FEDERATED REINSURANCE CORPORATION	NJ	0	(4)	9	5	0	0	0	0	0	0
39-6058596	11118	FEDERATED RURAL ELECTRIC INSURANCE CORPO	KS	0	124	1,722	1,846	0	0	0	0	0	0
94-1610280	21873	FIREMAN'S FUND INSURANCE COMPANY	CA	0	(9)	59	50	0	16	0	0	0	0
58-1438724	21806	FIRST OF GEORGIA INSURANCE COMPANY	GA	0	0	1	1	0	0	0	0	0	0
04-2198460	21822	FIRST STATE INSURANCE COMPANY	MA	0	974	2,896	3,870	0	1	0	0	0	0
59-0728412	13951	FLORIDA FARM BUREAU MUTUAL INSURANCE COM	FL	0	0	0	0	0	15	0	0	0	0
13-5339725	18341	FLORIDA INTRACOASTAL UND	FL	0	0	15	15	0	0	0	13	0	0
AA-1120640	00000	FORTRESS REINS MGT INC	NC	0	0	13	13	0	1	0	0	0	0
38-0555290	13986	FRANKENMUTH MUTUAL INSURANCE COMPANY	MI	0	0	0	0	4	0	0	0	0	0
22-0923502	16454	FRANKLIN MUTUAL INSURANCE COMPANY	NJ	0	0	15	15	0	0	0	0	0	0
95-2100437	11207	FREMONT INDEMNITY COMPANY	CA	0	0	40	40	0	0	0	0	0	0
03-0308973	10594	GENCOR INSURANCE COMPANY OF VERMONT	VT	0	0	9	9	0	0	0	0	0	0
66-0370268	38229	GENERAL ACCIDENT INS OF PR	ZZ	0	0	1	1	0	0	0	122	0	0
23-1502700	21970	GENERAL ACCIDENT INSURANCE COMPANY OF AM	PA	0	99	19	118	26	0	0	0	0	0
75-1629914	36838	GENERAL AGENTS INSURANCE COMPANY OF AMER	TX	0	0	0	0	0	1	0	0	0	0
13-5617450	11231	GENERAL INSURANCE COMPANY OF TRIESTE AND	NY	0	0	76	76	0	0	0	0	0	0
13-2673100	22039	GENERAL REINSURANCE CORPORATION	CT	0	(157)	2,314	2,157	1	(216)	4	0	0	0
13-5617450	11231	GENERALI - U S BRANCH	NY	0	0	24	24	0	0	0	(95)	0	0
58-0707657	14001	GEORGIA FARM BUREAU MUTUAL INSURANCE COM	GA	0	0	0	0	0	12	0	0	0	0
13-3071466	41343	GERLING AMERICA INSURANCE COMPANY	NY	0	0	0	0	0	2	0	0	0	0
13-6107326	11266	GERLING GLOBAL REINSURANCE CORPORATION	NY	0	432	5,359	5,791	0	(30)	0	0	0	0
74-0643240	29610	GERMANIA FARM MUTUAL INSURANCE ASSOCIAT	TX	0	0	0	0	0	1	0	0	0	0
33-0763205	10836	GOLDEN EAGLE INSURANCE CORPORATION	CA	0	210	194	404	0	4	0	0	0	0
35-0344630	22098	GRAIN DEALERS MUTUAL INSURANCE COMPANY	IN	0	0	1	1	0	0	0	0	0	0
52-0332240	14087	GRANGERS MUTUAL INSURANCE COMPANY	MD	0	0	0	0	0	3	0	0	0	0
00-0000000	03905	GRE OF AMERICA CORP	NY	0	3	2	4	0	0	0	0	0	0
31-0501234	16691	GREAT AMERICAN INSURANCE COMPANY	OH	2	16	106	122	0	0	0	0	0	0
13-5117400	22187	GREATER NEW YORK MUTUAL INSURANCE COMPAN	NY	0	0	7	7	0	0	0	0	0	0
84-0638259	11401	GUARANTY NATIONAL INSURANCE COMPANY	CO	0	0	25	25	0	0	0	0	0	0
42-0645088	15032	GUIDEONE MUTUAL INSURANCE COMPANY	IA	0	6	1	6	0	0	0	0	0	0
14-0727077	28630	GUILDERLAND REINSURANCE COMPANY	NY	0	0	0	0	0	0	0	0	0	0
43-6028696	22217	GULF INSURANCE COMPANY	TX	0	11	40	40	38	0	2	154	0	0
13-5129825	22292	HANOVER INSURANCE COMPANY	MA	0	0	30	3	0	0	0	0	0	0
95-1479095	22322	HARBOR INSURANCE COMPANY	CT	0	0	5	5	0	0	0	0	0	0
52-0424840	14141	HARFORD MUTUAL INSURANCE COMPANY	MD	0	0	0	0	0	1	0	0	0	0
23-0902325	14168	HARLEYSVILLE MUTUAL INSURANCE COMPANY	PA	(1)	0	141	141	0	0	0	0	0	0
06-0383750	19682	HARTFORD FIRE INSURANCE COMPANY	CT	0	(40)	75	35	15	(35)	0	0	0	0
06-0384680	11452	HARTFORD STEAM BOILER INSPECTION AND INS	IL	16	7	1,600	1,607	0	1	0	0	0	0
39-0491540	14184	HERITAGE MUTUAL INSURANCE COMPANY	WI	0	0	1	1	0	0	0	0	0	0
74-1296673	22489	HIGHLANDS INSURANCE COMPANY	TX	0	34	60	94	0	(3)	0	0	0	0
22-2819825	30660	HOME STATE INSURANCE COMPANY	NJ	0	0	0	0	0	10	0	0	0	0
23-1704924	11460	HOMESTEAD INSURANCE COMPANY	NJ	0	0	0	0	0	0	0	3	0	0
59-1027412	22578	HORACE MANN INSURANCE COMPANY	IL	0	1	0	1	5	0	0	0	0	0
74-2195939	42374	HOUSTON CASUALTY COMPANY	TX	0	0	0	0	0	0	0	0	0	0
39-1173498	29068	IDS PROPERTY CASUALTY INSURANCE COMPANY	WI	0	0	2	2	0	(2)	0	0	0	0
22-1996402	31062	IFA INSURANCE COMPANY	NJ	0	0	1	1	0	0	0	0	0	0
00-0000000	00000	ILLINOIS CENTRAL RR	IL	0	0	330	330	0	0	0	0	0	0
42-0333150	14257	IMT INSURANCE COMPANY (MUTUAL)	IA	0	0	2	2	0	0	0	0	0	0
23-1740414	22705	INA REINSURANCE COMPANY	PA	0	112	736	849	0	(6)	0	0	0	0
35-0409130	22624	INDIANA FARMERS MUTUAL INSURANCE COMPANY	IN	0	2	0	2	8	0	0	0	0	0
AA-9995028	00000	INDUSTRIAL RISK INSURERS	CT	0	23	87	110	0	6	0	128	0	0
23-0723970	22713	INSURANCE COMPANY OF NORTH AMERICA	PA	0	0	3	3	0	0	0	0	0	0

**ANNUAL STATEMENT FOR THE YEAR 2002 OF THE NATIONWIDE MUTUAL INSURANCE COMPANY**

**SCHEDULE F - PART 1**

Assumed Reinsurance as of December 31, Current Year (000 Omitted)

1 Federal ID Number	2 NAIC Company Code	3 Name of Reinsured	4 Domiciliary Jurisdiction	5 Assumed Premium	Reinsurance On			9 Contingent Commissions Payable	10 Assumed Premiums Receivable	11 Unearned Premium	12 Funds Held By or Deposited With Reinsured Companies	13 Letters of Credit Posted	14 Amount of Assets Pledged or Compensating Balances to Secure Letters of Credit
					6 Paid Losses and Loss Adjustment Expenses	7 Known Case Losses and LAE	8 Cols. 6 +7						
95-2769232	27847	INSURANCE COMPANY OF THE WEST	CA	0	0	0	0	(21)	0	0	0	0	0
22-1626385	11584	INTEGRITY INSURANCE COMPANY	NJ	0	1	2	3	0	4	0	0	0	0
00-0000000	00000	INTERNATIONAL MARINE UND.	NY	0	3	115	118	0	0	0	0	0	0
36-2711653	21091	INTERNATIONAL SURPLUS LINES INSURANCE CO.	IL	0	0	1	1	0	0	0	0	0	0
42-0333120	14338	IOWA MUTUAL INSURANCE COMPANY	IA	0	0	4	4	0	0	0	0	0	0
AA-9995027	00000	IRM (IMPROVED RISK MUTUALS)	NC	0	0	4	4	0	0	0	0	0	0
13-5556470	11630	JEFFERSON INSURANCE COMPANY OF NEW YORK	NY	0	0	48	48	0	0	0	0	0	0
36-2674180	21180	JOHN DEERE INSURANCE COMPANY	IL	0	0	3	3	0	1	0	0	0	0
36-2667627	22969	KEMPER NATIONAL INSURANCE COMPANIES	IL	0	89	922	1,011	0	(61)	0	0	0	0
36-2667627	22969	KEMPER REINSURANCE COMPANY	IL	0	137	126	263	0	0	0	0	0	0
61-0392792	22993	KENTUCKY FARM BUREAU MUTUAL INSURANCE CO.	KY	0	0	0	0	0	8	0	0	0	0
72-0232830	18295	LAFAYETTE INSURANCE COMPANY	LA	0	0	0	0	42	0	0	0	0	0
23-1285876	17353	LEHIGH VALLEY RR.	PA	0	0	50	50	0	0	0	0	0	0
25-1149494	19437	LExINGTON INSURANCE COMPANY	MA	0	291	6,206	6,497	(10)	(75)	0	0	0	0
04-1543470	23043	LIBERTY MUTUAL INSURANCE COMPANY	MA	(1)	514	10,955	11,468	0	0	0	0	0	0
23-2023242	33855	LINCOLN GENERAL INSURANCE COMPANY	PA	(14)	0	14	14	0	0	0	0	0	0
34-0368340	23086	LMI INSURANCE COMPANY	OH	0	19	98	117	0	0	0	0	0	0
72-0505896	14427	LOUISIANA FARM BUREAU MUTUAL INSURANCE CO.	LA	0	0	0	0	0	2	0	0	0	0
54-6000720	00000	LOUISVILLE & NASHVILLE RR.	NC	0	0	1,465	1,465	0	0	0	0	0	0
01-0021090	15997	MAINE MUTUAL FIRE INSURANCE COMPANY	ME	0	0	3	3	0	0	0	0	0	0
AA-9995030	00000	MARINE OFFICE OF AMERICA CORPORATION	NJ	0	0	15	16	0	1	0	0	0	0
52-0403120	19356	MARYLAND CASUALTY COMPANY	MD	0	67	43	110	0	0	0	0	0	0
36-1475332	20451	MEAD REINSURANCE CORPORATION	OH	0	0	1	1	0	0	0	0	0	0
16-0550140	23329	MERCHANTS MUTUAL INSURANCE COMPANY	NY	0	0	68	68	0	0	0	0	0	0
35-0913391	23345	MERIDIAN MUTUAL INSURANCE COMPANY	IN	0	2	1	3	0	0	0	0	0	0
38-0828980	14508	MICHIGAN MILLERS MUTUAL INSURANCE COMPAN.	MI	0	30	4	34	0	0	0	0	0	0
13-1916653	23493	MIDLAND INSURANCE CO.	NY	0	156	3	159	1	0	0	0	0	0
41-0417260	23574	MIDWEST FAMILY MUTUAL INSURANCE COMPANY	MN	0	2	1	2	0	0	0	0	0	0
75-0439860	23531	MILLERS MUTUAL FIRE INSURANCE COMPANY	TX	0	0	0	0	0	0	0	0	0	0
95-1728812	19285	MISSION INSURANCE COMPANY	CA	0	2	1,284	1,286	0	0	0	0	0	0
64-0323391	14605	MISSISSIPPI FARM BUREAU MUTUAL	MS	0	0	0	0	0	5	0	0	0	0
AA-0000000	00000	MISSOURI PACIFIC RAILROAD CO.	MO	0	0	47	47	0	0	0	0	0	0
35-1322669	32506	MONROE GUARANTY INSURANCE COMPANY	IN	0	25	7	32	0	0	0	0	0	0
31-4259550	14621	MOTORISTS MUTUAL INSURANCE COMPANY	OH	0	6	12	18	19	0	0	0	0	0
13-5669461	12017	MUNICH REINS UNITED STATES	NY	4	(5)	49	44	0	3	0	0	0	0
23-0902460	14729	MUTUAL FIRE MARINE & INLAND INSURANCE CO.	PA	0	0	18	18	0	0	0	0	0	0
41-0121640	23647	MUTUAL SERVICE INSURANCE GROUP	MN	0	45	39	84	0	0	0	0	0	0
84-0982643	16217	NATIONAL FARMERS UNION PROPERTY & CASUAL.	CO	0	0	28	28	0	0	0	0	0	0
66-0237614	12076	NATIONAL INSURANCE COMPANY	ZZ	0	0	0	0	0	1	0	0	0	0
74-1196864	15474	NATIONAL LLOYDS INSURANCE COMPANY	TX	0	0	0	0	2	0	0	0	0	0
00-0000000	00000	NATIONAL RAILROAD PASSINGER	DC	0	0	25	25	0	0	0	0	0	0
13-1988169	34835	NATIONAL REINSURANCE CORPORATION	CT	0	0	260	260	0	0	0	0	0	0
63-0415525	12114	NATIONAL SECURITY FIRE & CASUALTY COMPAN.	AL	0	0	0	0	0	0	0	0	0	0
13-3138390	42307	NAVIGATORS INSURANCE COMPANY	NY	0	23	382	405	83	0	0	0	0	0
AA-1340002	00000	NECKURA INSURANCE COMPANY	ZZ	15,602	16	18	34	0	(39)	0	7	0	0
13-2721570	28622	NEW REINSURANCE CORPORATION	NJ	0	0	1	1	0	0	0	0	0	0
02-0342937	24171	NETHERLANDS INSURANCE COMPANY	NH	0	0	9	9	0	0	0	0	0	0
06-1053492	41629	NEW ENGLAND REINSURANCE CORPORATION	MA	0	69	223	292	(1)	0	0	0	0	0
02-0172170	23841	NEW HAMPSHIRE INSURANCE COMPANY	NY	0	6	43	49	0	126	0	0	0	0
21-0524225	12122	NEW JERSEY MANUFACTURERS INSURANCE COMPA.	NJ	0	0	0	0	0	(1)	0	0	0	0
15-0398170	14834	NEW YORK CENTRAL MUTUAL FIRE INSURANCE C.	NY	0	0	0	0	0	0	0	0	0	0
25-1118791	19402	NORTH AMERICAN MANAGER	NH	0	0	141	141	0	0	0	0	0	0
02-0311919	29874	NORTH AMERICAN SPECIALITY INSURANCE COMP.	NH	0	0	5	5	0	0	0	0	0	0
56-0586973	14842	NORTH CAROLINA FARM BUREAU MUTUAL INSURA.	NC	0	2	1	3	0	44	0	0	0	0
41-0446480	14850	NORTH STAR MUTUAL INSURANCE COMPANY	MN	0	0	8	9	0	0	0	0	0	0
36-0719665	19232	NORTHBROOK EXCESS AND SURPLUS INSURANCE	IL	0	32	249	281	0	2	0	0	0	0
24-0858224	12165	NORTHEASTERN FIRE INSURANCE COMPANY OF P.	PA	0	0	5	5	(1)	0	0	0	0	0
42-0791985	21768	NORTHEASTERN INSURANCE COMPANY OF HARTFO.	IA	0	0	2	2	0	0	0	0	0	0
13-2781282	25070	ODYSSEY REINSURANCE CORPORATION	NY	0	0	3	3	(10)	0	0	0	0	0
31-0396250	24074	OHIO CASUALTY INSURANCE COMPANY	OH	0	223	144	367	66	0	0	0	0	0

38.3

ANNUAL STATEMENT FOR THE YEAR 2002 OF THE NATIONWIDE MUTUAL INSURANCE COMPANY

**SCHEDULE F - PART 1**

Assumed Reinsurance as of December 31, Current Year (000 Omitted)

1	2	3	4	5	6	7	8	9	10	11	12	13	14
Federal ID Number	NAIC Company Code	Name of Reinsured	Domiciliary Jurisdiction	Assumed Premium	Paid Losses and Loss Adjustment Expenses	Known Case Losses and LAE	Cols. 6 +7	Contingent Commissions Payable	Assumed Premiums Receivable	Unearned Premium	Funds Held By or Deposited With Reinsured Companies	Letters of Credit Posted	Amount of Assets Pledged or Compensating Balances to Secure Letters of Credit
34-4320350	10202	OHIO MUTUAL INSURANCE COMPANY	OH	0	0	2	2	15	0	0	0	0	0
73-0540035	21553	OKLAHOMA FARM BUREAU MUTUAL INSURANCE CO.	OK	0	0	1	1	0	2	0	0	0	0
23-0929640	17558	OLD GUARD MUTUAL INSURANCE COMPANY	PA	0	0	2	2	0	0	0	0	0	0
25-0410420	24147	OLD REPUBLIC INSURANCE COMPANY	PA	0	0	31	32	0	0	0	0	0	0
75-6057779	18635	OLD REPUBLIC LLOYDS OF TEXAS	IL	0	0	9	9	0	0	0	0	0	0
48-0884451	37060	OLD UNITED CASUALTY COMPANY	KS	0	0	10	10	0	0	0	0	0	0
04-2475442	20621	ONE BEACON INSURANCE	MA	0	(1)	83	82	(1)	7	0	0	0	0
95-3290010	40550	PACIFIC PIONEER INSURANCE COMPANY	CA	0	0	0	0	0	0	0	0	0	0
13-2984197	39837	PAN ATLANTIC INVESTORS LTD.	NY	0	0	47	47	2	0	0	0	0	0
05-0197250	14931	PAWLUCKET MUTUAL INSURANCE COMPANY	RI	0	0	0	0	0	1	0	0	0	0
37-6028411	24228	PEKIN INSURANCE COMPANY	IL	0	0	0	0	0	0	0	0	0	0
95-3634110	40282	PENN CENTRAL INS CO	PA	0	0	1,076	1,076	0	0	0	0	0	0
23-0959220	14974	PENNSYLVANIA LUMBERMENS MUTUAL	PA	64	0	42	42	5	29	0	0	0	0
23-1642962	12262	PENNSYLVANIA MANUFACTURERS' ASSN INSURAN	PA	0	1	4	4	0	0	0	0	0	0
24-0686200	14982	PENNSYLVANIA MILLERS MUTUAL INSURANCE CO.	PA	0	0	9	8	0	0	0	0	0	0
23-0961349	14990	PENNSYLVANIA NATIONAL MUTUAL CASUALTY	PA	0	0	6	7	0	0	0	0	0	0
42-0223390	13714	PHARMACISTS MUTUAL INSURANCE COMPANY	IA	0	0	12	16	0	(6)	0	0	0	0
23-2153760	39675	PHILADELPHIA MANUFACTURERS MUTUAL INSURA	PA	0	0	2	2	0	0	0	0	0	0
23-1620930	12319	PHILADELPHIA REINSURANCE CORPORATION	PA	0	3	3,344	3,346	0	0	0	0	0	0
86-0271410	26751	PINE TOP INSURANCE COMPANY	AZ	0	0	10	10	0	6	0	0	0	0
15-0420080	15024	PREFERRED MUTUAL INSURANCE COMPANY	NY	0	0	0	0	0	0	0	0	0	0
42-0645088	15032	PREFERRED RISK MUTUAL INSURANCE COMPANY	IA	0	0	0	0	0	(1)	0	0	0	0
36-1649210	29467	PROTECTION MUTUAL INSURANCE COMPANY	IL	0	0	0	0	0	0	0	0	0	0
22-2053189	32352	PRUDENTIAL PROPERTY AND CASUALTY INSURAN	NJ	0	39	280	319	0	0	0	0	0	0
13-1188550	15059	PUBLIC SERVICE MUTUAL INSURANCE COMPANY	NY	0	0	19	22	0	0	0	0	0	0
04-1752900	15067	QUINCY MUTUAL FIRE INSURANCE COMPANY	MA	0	0	0	0	0	0	0	0	0	0
00-0000000	24384	RANGER INSURANCE COMPANY	TX	0	0	317	317	0	0	0	0	0	0
13-3625361	15466	REALM NATIONAL INSURANCE COMPANY	NY	0	0	0	0	0	(5)	0	0	0	0
23-0580680	24457	RELiance INSURANCE CO	PA	(59)	(1)	331	330	(7)	16	0	0	0	0
54-0837857	10214	ROCKINGHAM MUTUAL INSURANCE COMPANY	VA	0	0	0	0	0	0	0	0	0	0
66-0357766	36749	ROYAL INS CO OF PUERTO RICO	PR	(10)	0	24	25	0	0	0	0	0	0
36-2722478	26980	ROYAL INSURANCE COMPANY OF AMERICA	NC	0	107	928	1,035	0	0	0	0	0	0
04-2689624	39454	SAFETY INSURANCE COMPANY	MA	0	5	62	67	0	0	0	0	0	0
00-0000000	00000	SAYRE & TOSO	CA	0	1	1	1	0	0	0	0	0	0
39-0355180	22543	SECURA INSURANCE A MUTUAL COMPANY	WI	0	0	0	0	0	(1)	0	0	0	0
22-2604687	26174	SECURITY INDEMNITY INSURANCE COMPANY	NJ	0	3	0	3	0	3	0	0	0	0
06-0529570	24902	SECURITY INSURANCE CO OF HARTFORD	CT	0	0	43	43	0	0	0	0	0	0
15-0442730	15113	SECURITY MUTUAL INSURANCE COMPANY	NY	0	1	0	0	3	1	0	0	0	0
06-1008792	37818	SECURITY REINSURANCE COMPANY	CT	0	0	0	0	11	0	0	0	0	0
57-0248730	24953	SEBELS BRUCE GROUP	SC	0	0	17	17	0	0	0	0	0	0
22-1272390	12572	SELECTIVE INSURANCE GROUP	SC	0	0	35	35	0	0	0	0	0	0
13-2941133	10936	SENECA INSURANCE COMPANY INC	NJ	(4)	0	16	16	0	0	0	0	0	0
75-1622251	36900	SIGNAL INSURANCE LLOYDS COMPANY	TX	0	0	25	25	0	1	0	0	0	0
06-1243827	26107	SKANDIA U.S. INSURANCE COMPANY	FL	0	0	416	416	0	0	0	0	0	0
AA-9995078	00000	SOMERSET MARINE INCORPORATED	NY	4	(19)	361	341	4	0	0	0	0	0
13-3029255	39322	SOREMA NORTH AMERICA REINSURANCE COMPANY	NY	0	1,264	5,720	6,984	0	575	0	0	0	0
57-0359925	15164	SOUTH CAROLINA FARM BUREAU MUTUAL INSURA	SC	0	0	0	0	0	0	0	0	0	0
63-0350861	19178	SOUTHERN GUARANTY INSURANCE COMPANY	AL	0	1	116	117	(6)	1	0	0	0	0
00-0000000	00000	SOUTHERN PACIFIC CO	CA	0	0	215	215	0	0	0	0	0	0
00-0000000	00000	SOUTHERN PACIFIC RR	CA	0	0	20	20	0	0	0	0	0	0
41-0406690	24767	ST PAUL FIRE & MARINE INSURANCE COMPANY	CA	1	33	227	260	96	18	240	0	0	0
41-1230819	30481	ST PAUL SURPLUS LINES INSURANCE COMPANY	IN	0	(7)	40	33	0	0	0	0	0	0
AA-9995075	00000	STARR TECHNICAL RISKS AGENCY INC	NY	(52)	113	218	331	0	(20)	6	(19)	0	0
31-4316080	25135	STATE AUTOMOBILE MUTUAL INSURANCE COMPAN	OH	0	0	0	0	1	0	0	0	0	0
23-1330959	25348	STUYVESANT INSURANCE COMPANY	VT	0	0	10	10	0	0	0	0	0	0
66-0391685	42153	SUN ALLIANCE INS CO OF PR INC	PR	0	0	2	2	0	0	0	0	0	0
22-3291862	12777	SUN INSURANCE COMPANY OF NEW YORK	NY	0	0	8	8	(15)	0	0	0	0	0
13-1675535	25364	SWISS REINSURANCE AMERICA CORPORATION	NY	0	2	1,148	1,150	0	0	0	0	0	0
62-0516475	15245	TENNESSEE FARMERS INSURANCE COMPANY	TN	0	0	0	0	0	4	0	0	0	0
74-1321032	25380	TEXAS FARM BUREAU MUTUAL INSURANCE COMPA	TX	0	0	0	0	0	2	0	0	0	0

**ANNUAL STATEMENT FOR THE YEAR 2002 OF THE NATIONWIDE MUTUAL INSURANCE COMPANY**

**SCHEDULE F - PART 1**

Assumed Reinsurance as of December 31, Current Year (000 Omitted)

1 Federal ID Number	2 NAIC Company Code	3 Name of Reinsured	4 Domiciliary Jurisdiction	5 Assumed Premium	Reinsurance On			9 Contingent Commissions Payable	10 Assumed Premiums Receivable	11 Unearned Premium	12 Funds Held By or Deposited With Reinsured Companies	13 Letters of Credit Posted	14 Amount of Assets Pledged or Compensating Balances to Secure Letters of Credit
					6 Paid Losses and Loss Adjustment Expenses	7 Known Case Losses and LAE	8 Cols. 6 +7						
00-000000	00000	TFH INTERNATIONAL	OH	2	.0	.2	.2	.0	.0	.0	.0	.0	.0
52-0254590	13501	THE BRETHARAN MUTUAL INSURANCE COMPANY	MD	.0	.0	.0	.0	.3	.0	.0	.0	.0	.0
13-6104559	10669	THE CHURCH INSURANCE COMPANY	NY	.0	.0	.57	.57	.0	(31)	.0	.0	.0	.0
48-0213973	21520	THE FARM BUREAU MUTUAL INSURANCE COMPANY	KS	.0	.0	.0	.0	.0	.4	.0	.0	.0	.0
02-0308052	22527	THE HOME INSURANCE COMPANY	NY	.0	.621	1,177	1,798	(26)	.171	.0	.0	.0	.0
02-0349547	38032	THE HOME REINSURANCE COMPANY	NY	.0	.0	.29	.29	.0	.0	.0	.0	.0	.0
13-5540698	19429	THE INSURANCE COMPANY OF THE STATE OF PE.	NY	.0	(964)	581	(383)	.0	.0	.0	.0	.0	.0
13-5339725	18341	THE INSURANCE CORPORATION OF NEW YORK	NY	.0	.1	150	151	.0	(24)	.0	.0	.0	.0
06-0566050	25658	THE TRAVELERS INDEMNITY COMPANY	CT	.0	.103	.670	.773	.0	.0	.0	.0	.0	.0
06-0566090	39357	THE TRAVELERS INSURANCE COMPANY (ACCIDEN.	CT	.0	.383	1,220	1,603	(1)	.132	.0	.0	.0	.0
13-2554270	11126	THE YASUDA FIRE AND MARINE INSURANCE COM.	NY	.0	.0	.0	.0	.0	.0	.0	.0	.0	.0
94-1517098	25534	TIG INSURANCE COMPANY	TX	.0	.220	532	752	(1)	.4	.0	.24	.0	.0
13-6108722	12904	TOKIO MARINE & FIRE INSURANCE COMPANY LT.	NY	.82	.146	.2	148	(53)	226	.1	.0	.0	.0
94-1517098	25534	TRANSAMERICA INSURANCE COMPANY	CA	.0	.0	.0	.0	.0	.0	.0	.0	.0	.0
06-1286276	36153	TRAVELERS CASUALTY & SURETY COMPANY	CT	.1	.532	.176	.708	(329)	.106	.0	.170	.0	.0
00-0000000	01899	TRAVELERS GROUP	CT	.0	.116	.293	.409	.25	.1	.0	.0	.0	.0
98-0033230	33421	TRYGG-HANSA	NY	.0	.0	.15	.15	.2	.1	.0	.0	.0	.0
16-0366830	22314	UNDERWRITERS REINSURANCE COMPANY	CA	.0	.1	.11	.12	.0	.0	.0	.0	.0	.0
91-6027360	25747	UNIGARD INSURANCE COMPANY	WA	.0	.226	2,965	3,191	.0	.0	.0	.0	.0	.0
13-2592779	15741	UNITED COMMUNITY INSURANCE COMPANY	NY	.0	.0	.73	.73	.38	.0	.0	.0	.0	.0
35-0302190	15288	UNITED FARM BUREAU MUTUAL INSURANCE	IN	.0	.0	.0	.0	.0	.6	.0	.0	.0	.0
42-0644327	13021	UNITED FIRE & CASUALTY COMPANY	IA	.0	.1	.1	.2	.0	.0	.0	.0	.0	.0
74-0959140	25941	UNITED SERVICES AUTO ASSOCIATION	TX	.0	.2	.0	.2	.4	.2	.0	.0	.0	.0
52-0515280	25887	UNITED STATES FIDELITY & GUARANTY COMPAN.	MD	.0	.2	.11	.13	.0	.0	.0	.0	.0	.0
23-1383313	25895	UNITED STATES LIABILITY INSURANCE	PA	.0	.0	.30	.30	.0	.0	.0	.0	.0	.0
66-0457223	44423	UNITED SURETY & INDEMNITY CO.	PR	.0	.6	.1	.7	.0	.0	.0	.0	.0	.0
75-0620550	19887	UNITRIN PROPERTY AND CASUALTY GROUP	TX	.0	.12	.0	.12	.0	.0	.0	.0	.0	.0
66-0313825	31704	UNIVERSAL INSURANCE COMPANY	ZZ	.0	.0	.2	.2	.0	.3	.0	.0	.0	.0
36-3139101	40843	UNIVERSAL UNDERWRITERS OF TEXAS INSURANC.	TX	.0	.0	.0	.0	.0	.0	.0	.0	.0	.0
48-0288500	15296	UPLAND MUTUAL INSURANCE INC	KS	.0	.0	.7	.7	.0	.0	.0	.0	.0	.0
72-1301527	10295	US AGENCIES CASUALTY INSURANCE COMPANY	LA	.0	.0	.19	.19	.0	.0	.0	.0	.0	.0
06-0966705	00000	US FACULTATIVE MGT CORP	NY	.0	.0	.0	.0	.0	.0	.0	.7	.0	.0
15-0476540	15326	UTICA FIRST INSURANCE COMPANY	NY	.0	.0	.0	.0	.0	.0	.0	.0	.0	.0
15-0476880	25976	UTICA MUTUAL INSURANCE COMPANY	NY	.0	.0	.0	.0	.0	.0	.0	.0	.0	.0
03-0164650	26018	VERMONT MUTUAL INSURANCE COMPANY	VT	.0	.0	.2	.2	.0	.0	.0	.0	.0	.0
63-0598629	11762	VESTA FIRE INSURANCE CORPORATION	AL	.0	(1)	.3	.2	.0	.0	.0	.0	.0	.0
54-0502500	26034	VIRGINIA FARM BUREAU MUTUAL INSURANCE CO.	VA	.0	.0	.0	.0	.0	.6	.0	.0	.0	.0
AA-0000000	00000	W.H. MEGEE	NY	.0	.15	.113	.128	.14	(4)	.6	.106	.0	.0
22-1867895	00981	W.R. BERKLEY CORPORATE GROUP	CT	.0	.1	.38	.39	.0	.0	.0	.0	.0	.0
22-2375995	41971	WARWICK GROUP	NJ	.0	(12)	.0	(12)	.0	(10)	.0	.0	.0	.0
41-0557630	29475	WASECA MUTUAL INSURANCE COMPANY	MN	.0	.4	.42	.46	.0	(1)	.0	.0	.0	.0
AA-1560880	31526	WAWANESA MUTUAL INSURANCE	CA	.2	.0	.0	.0	.0	(6)	.0	.0	.0	.0
13-3352329	22390	WELLINGTON INSURANCE COMPANY	TX	.0	.0	.1	.1	.0	.0	.0	.0	.0	.0
39-0698170	15350	WEST BEND MUTUAL INSURANCE COMPANY	WI	.0	.86	.11	.96	.0	.0	.0	.0	.0	.0
94-0971150	70335	WEST COAST LIFE INS CO.	CA	.0	.0	.15	.15	.0	.0	.0	.0	.0	.0
13-5481330	21121	WESTCHESTER SPECIALTY GROUP	GA	.3	.550	.178	.728	.0	(4)	.1	.0	.0	.0
86-0259779	27871	WESTERN AGRICULTURAL INSURANCE COMPANY	CO	.0	.0	.0	.0	.0	.0	.0	.0	.0	.0
13-3531373	10006	WINTERHUR SWISS INSURANCE COMPANY	NY	.0	.0	.0	.0	.0	.0	.0	.0	.0	.0
39-1173653	30260	WISCONSIN REINSURANCE CORPORATION	WI	.0	.0	.2	.2	.0	.0	.0	.0	.0	.0
94-1590201	26220	YOSEMITE INSURANCE COMPANY	IN	.0	.0	.148	.148	.0	.0	.0	.0	.0	.0
36-2781080	27855	ZURICH AMERICAN GROUP	IL	.0	(9)	.63	.54	.0	.0	.0	.0	.0	.0
36-2781080	27855	ZURICH AMERICAN INSURANCE COMPANY OF ILL.	IL	.0	.17	.72	.89	.0	.2	.0	.0	.0	.0
36-1999760	16535	ZURICH INSURANCE COMPANY-UNITED STATES.	NY	.0	(70)	.805	.735	.0	.0	.0	.0	.0	.0
95-2565072	12963	20TH CENTURY INSURANCE COMPANY	CA	.0	.0	.6	.6	.0	.0	.0	.0	.0	.0
0599998 - Other U.S. Unaffil Insurers - Reins Col 8 < 100,000							0						
0599999 - Total - Other U.S. Unaffiliated Insurers					15,219	9,882	87,463	205	772	4,933	1,111	0	0
POOLS - MANDATORY PARTICIPATION													
AA-9991100	00000	ALABAMA CAIP	AL	.3	.0	.1	.1	.0	.0	.1	.3	.0	.0
AA-9995090	00000	AMERICAN INTL MARINE AGENCY	NY	.0	.0	.1	.1	.0	.0	.0	.0	.0	.0
AA-9991102	00000	ARIZONA CAIP	AZ	.1	.0	.0	.0	.0	.0	.0	.0	.0	.0

38.5

**ANNUAL STATEMENT FOR THE YEAR 2002 OF THE NATIONWIDE MUTUAL INSURANCE COMPANY**

**SCHEDULE F - PART 1**

Assumed Reinsurance as of December 31, Current Year (000 Omitted)

1 Federal ID Number	2 NAIC Company Code	3 Name of Reinsured	4 Domiciliary Jurisdiction	5 Assumed Premium	Reinsurance On			9 Contingent Commissions Payable	10 Assumed Premiums Receivable	11 Unearned Premium	12 Funds Held By or Deposited With Reinsured Companies	13 Letters of Credit Posted	14 Amount of Assets Pledged or Compensating Balances to Secure Letters of Credit
					6 Paid Losses and Loss Adjustment Expenses	7 Known Case Losses and LAE	8 Cols. 6 +7						
AA-9991103	00000	ARKANSAS CAIP	AR	0	0	0	0	0	0	0	1	0	0
AA-9991105	00000	CALIFORNIA COMMERCIAL AUTO INS PROCEDURE	CA	372	0	100	100	0	0	165	31	0	0
AA-9991107	00000	COLORADO CAIP	CO	8	0	2	2	0	0	4	1	0	0
AA-9991108	00000	CONNECTICUT CAIP	CT	148	0	125	125	0	0	71	15	0	0
AA-9991202	00000	CONNECTICUT FAIR PLAN	CT	138	0	44	44	0	0	71	0	0	0
AA-9991110	00000	DELAWARE CAIP	DE	124	0	37	37	0	0	55	10	0	0
AA-9991110	00000	DELAWARE INSURANCE PLACEMENT FACILITY	DE	44	0	3	3	0	0	46	0	0	0
AA-9991204	00000	DISTRICT OF COLUMBIA PROPERTY INSURANCE	DC	20	0	4	4	0	0	20	0	0	0
AA-9991112	00000	GEORGIA CAIP	GA	10	0	7	7	0	0	5	1	0	0
AA-9991114	00000	IDAHO CAIP	ID	0	0	0	0	0	0	0	1	0	0
AA-9991115	00000	ILLINOIS CAIP	IL	7	0	8	8	0	0	3	4	0	0
AA-9991117	00000	INDIANA CAIP	IN	1	0	0	0	0	0	0	0	0	0
AA-9991118	00000	IOWA CAIP	IA	8	0	1	1	0	0	4	3	0	0
AA-9991119	00000	KANSAS CAIP	KS	62	0	3	3	0	0	25	16	0	0
AA-9991120	00000	KENTUCKY CAIP	KY	12	0	3	3	0	0	5	1	0	0
AA-9991121	00000	LOUISIANA CAIP	LA	2	0	1	1	0	0	1	1	0	0
AA-9991122	00000	MAINE CAIP	ME	1	0	0	0	0	0	1	0	0	0
AA-9991212	00000	MARYLAND FAIR PLAN	MD	179	0	55	55	0	0	102	0	0	0
AA-9991161	00000	MASSACHUSETTS MOTOR VEHICLE REINS FAC	MA	0	0	48	48	0	0	0	0	0	0
AA-9991125	00000	MINNESOTA CAIP	MN	11	0	1	1	0	0	5	15	0	0
AA-9991127	00000	MISSISSIPPI CAIP	MS	5	0	0	0	0	0	1	4	0	0
AA-9992055	00000	MISSISSIPPI RURAL RISK UNDERWRITING ASSN	MS	0	0	27	27	0	0	39	0	0	0
AA-9991217	00000	MISSOURI PROPERTY INS PLACEMENT FACILITY	MO	23	0	4	4	0	0	22	0	0	0
AA-9991129	00000	MONTANA CAIP	MT	(3)	0	0	0	0	0	0	0	0	0
AA-9992118	00000	NATIONAL WORKERS' COMPENSATION POOL	NY	8,967	1,593	34,389	35,983	0	1,650	2,755	0	0	0
AA-9991130	00000	NEBRASKA CAIP	NE	18	0	0	0	0	0	8	2	0	0
AA-9991131	00000	NEVADA CAIP	NV	11	0	2	2	0	0	2	1	0	0
AA-9991132	00000	NEW HAMPSHIRE AUTO REINSURANCE FACILITY	NH	1,129	0	0	0	0	0	0	6	0	0
AA-9991133	00000	NEW HAMPSHIRE CAIP	NH	43	0	15	15	0	0	23	2	0	0
AA-9991134	00000	NEW JERSEY CAIP	NJ	12	0	9	9	0	0	5	1	0	0
AA-9991134	00000	NEW JERSEY INSURANCE UNDERWRITING ASSOCI	NJ	0	0	52	52	0	0	73	0	0	0
AA-9991136	00000	NEW MEXICO CAIP	NM	0	0	0	0	0	0	0	0	0	0
AA-9991137	00000	NEW YORK SPECIAL RISK (JUA)	NY	215	0	134	134	0	0	94	15	0	0
AA-9991221	00000	NORTH CAROLINA (JUA) FAIR PLAN	NC	2,158	0	68	68	0	0	1,053	0	0	0
AA-9991304	00000	NORTH CAROLINA INS UND ASSOC BEACH PLAN	NC	5,405	0	29	29	0	0	2,659	0	0	0
AA-9991139	00000	NORTH CAROLINA REINSURANCE FACILITY	NC	95,669	0	50,714	50,714	0	0	28,870	0	0	0
AA-9991140	00000	NORTH DAKOTA CAIP	ND	2	0	0	0	0	0	1	1	0	0
AA-9991141	00000	OHIO CAIP	OH	4	0	0	0	0	0	1	2	0	0
AA-9991222	32573	OHIO FAIR PLAN UNDERWRITERS ASSOCIATION	OH	1,363	0	354	354	0	0	757	0	0	0
AA-9991142	00000	OKLAHOMA CAIP	OK	4	0	0	0	0	0	2	0	0	0
AA-9991143	00000	OREGON CAIP	OR	0	0	0	0	0	0	1	1	0	0
AA-9991144	00000	PENNSYLVANIA CAIP	PA	0	0	0	0	0	0	0	5	0	0
AA-9991224	00000	PENNSYLVANIA FAIR PLAN	PA	798	0	124	124	0	0	412	0	0	0
AA-9991145	00000	PENNSYLVANIA POOLED CAP	PA	99	0	0	0	0	0	0	0	0	0
AA-9991146	00000	RHODE ISLAND CAIP	RI	97	0	161	161	0	0	51	15	0	0
AA-9991225	00000	RHODE ISLAND JOINT REINSURANCE ASSN	RI	455	0	182	182	0	0	251	0	0	0
AA-9991147	00000	SOUTH CAROLINA CAIP	SC	9	0	16	16	0	0	6	3	0	0
AA-9991148	00000	SOUTH CAROLINA REINSURANCE FACILITY	SC	1,061	0	1,977	1,977	0	0	71	138	0	0
AA-9991305	00000	SOUTH CAROLINA WIND & HAIL UND(BEACH PL)	SC	271	0	87	87	0	0	1,187	0	0	0
AA-9991149	00000	SOUTH DAKOTA CAIP	SD	42	0	5	5	0	0	22	2	0	0
AA-9991150	00000	TENNESSEE COMMERCIAL AUTO INS PROCEDURE	TN	6	0	0	0	0	0	2	1	0	0
AA-9991151	00000	UTAH CAIP	UT	10	0	1	1	0	0	6	1	0	0
AA-9991152	00000	VERMONT CAIP	VT	32	0	5	5	0	0	17	2	0	0
AA-9991153	00000	VIRGINIA CAIP	VA	435	0	191	191	0	0	221	10	0	0
AA-9991154	00000	WASHINGTON CAIP	WA	1	0	1	1	0	0	1	0	0	0
AA-9991227	00000	WASHINGTON FAIR PLAN	WA	2	0	0	0	0	0	2	0	0	0
AA-9991156	00000	WEST VIRGINIA CAIP	WV	66	0	53	53	0	0	27	7	0	0
AA-9991228	00000	WEST VIRGINIA FAIR PLAN	WV	63	0	18	18	0	0	62	0	0	0
AA-9991157	00000	WISCONSIN SPECIAL RISK DIST PRGM	WI	5	0	0	0	0	0	3	0	0	0
AA-9991158	00000	WYOMING CAIP	WY	5	0	2	2	0	0	3	1	0	0

38.6

ANNUAL STATEMENT FOR THE YEAR 2002 OF THE NATIONWIDE MUTUAL INSURANCE COMPANY

SCHEDULE F - PART 1

Assumed Reinsurance as of December 31, Current Year (000 Omitted)

1 Federal ID Number	2 NAIC Company Code	3 Name of Reinsured	4 Domiciliary Jurisdiction	5 Assumed Premium	6 Reinsurance On			9 Contingent Commissions Payable	10 Assumed Premiums Receivable	11 Unearned Premium	12 Funds Held By or Deposited With Reinsured Companies	13 Letters of Credit Posted	14 Amount of Assets Pledged or Compensating Balances to Secure Letters of Credit
					6 Paid Losses and Loss Adjustment Expenses	7 Known Case Losses and LAE	8 Cols. 6 +7						
0699998 - Pools and Associations - Reins Col 8 < 100,000								0					
0699999 - Total - Pools, Associations - Mandatory Pools					119,635	1,593	89,063	90,656	0	1,650	39,296	322	0
POOLS - VOLUNTARY PARTICIPATION													
AA-9995013	00000	ASSOCIATED AVIATION UNDERWRITERS	NJ	0	2	60	62	0	(1)	0	0	0	0
AA-9995081	00000	AGENCY MANAGERS LTD.	NY	0	1,683	5,870	7,554	0	(867)	0	432	0	0
AA-9995005	00000	AMERICAN HULL INSURANCE SYNDICATE	NY	(21)	0	83	83	0	0	0	(6)	0	0
AA-9995090	00000	AMERICAN INTERNATIONAL MARINE AGENCY OF	NY	11	30	138	168	0	0	13	0	0	0
AA-9995048	00000	AMERICAN OFFSHORE INS. SYN.	NY	0	(44)	149	104	0	(1)	0	0	0	0
AA-9995121	00000	BALIS TREATY REINSURANCE PROGRAM	PA	(17)	0	237	237	0	0	203	0	0	0
AA-9995074	00000	CIGNA SPECIAL RISK FACILITIES	PA	0	0	0	0	0	0	0	0	0	0
AA-9995032	00000	MUTUAL MARINE OFFICE INC.	NY	0	37	884	921	8	41	1	0	0	0
AA-9994111	00000	NORSK NATURSKADEPOOL OF OSLO	ZZ	0	0	3	3	0	0	0	0	0	0
AA-9995043	00000	UNITED STATES AIRCRAFT INSURANCE GROUP	NY	275	(196)	8,623	8,427	0	0	390	1,786	0	0
0799998 - Pools and Associations - Reins Col 8 < 100,000								0					
0799999 - Total - Pools, Associations - Voluntary Pools					249	1,512	16,047	17,559	8	(829)	607	2,212	0
0899999 - Total - Pools and Associations					119,884	3,105	105,110	108,215	8	821	39,902	2,534	0
OTHER NON-U.S. INSURERS													
AA-1120660	00000	GENERAL ACCIDENT FIRE AND LIFE ASSURANC	ZZ	0	0	1	1	0	0	0	0	0	0
AA-1121175	00000	PHOENIX ASSURANCE PLC.	ZZ	0	0	0	0	0	0	0	0	0	0
AA-3190002	00000	A.C.E. INSURANCE COMPANY LTD.	VI	0	0	0	0	0	0	0	0	0	0
AA-1340010	00000	AACHENER RUCKVERSICHERUNGS-GESELLSCHAFT	ZZ	0	0	26	26	0	0	0	0	0	0
AA-2280005	00000	AETNA CHILE SEGUROS GENERALES SA.	ZZ	0	0	0	0	0	0	0	0	0	0
AA-1122000	00000	AG WRIGHTON	ZZ	0	122	312	434	0	(13)	0	0	0	0
AA-0000000	00000	AGROASEMEX	ZZ	0	0	0	0	0	0	0	0	0	0
AA-1320002	00000	AIG EUROPE, S.A.	ZZ	0	39	69	109	0	2	0	0	0	0
AA-1122000	00000	AL STURGE	ZZ	0	0	4	4	0	0	0	0	0	0
AA-1560028	00000	ALBERTA MOTOR ASSOCIATION INSURANCE COMP.	AB	0	0	0	0	0	0	0	0	0	0
AA-9994110	00000	ALEXANDER HOWDEN & COMPANY, LTD.	ZZ	0	0	3	3	0	0	0	0	0	0
AA-0000000	00000	ALFA SEGUROS S.A.	ZZ	0	0	5	5	0	0	0	0	0	0
AA-1340025	00000	ALGEMENE LEVENSHERVERZEKERING MAATSCHAPP.	ZZ	0	26	107	133	0	0	0	0	0	0
AA-1560030	00000	ALLSTATE INSURANCE COMPANY OF CANADA	ON	0	54	641	694	0	0	0	0	0	0
AA-1460010	00000	ALPINA VERSICHERUNGS- AKTIENGESELLSCHAFT.	TT	0	0	2	2	0	0	0	2	0	0
AA-1120146	00000	AMERICAN RE-INSURANCE COMPANY (UK) LTD.	ZZ	0	0	0	0	0	30	0	0	0	0
AA-1930020	00000	AMP GEN INS LTD.	GT	0	0	0	0	0	0	0	0	0	0
AA-1120170	00000	ANDREW WEIR	ZZ	0	55	3	58	0	0	0	0	0	0
AA-2831006	00000	ARIBESA-AFIANZADORA Y REAFIANZADORA IBER	ZZ	0	0	0	0	0	0	0	0	0	0
AA-1120192	00000	ARIG INSURANCE COMPANY LIMITED.	ZZ	0	0	130	130	0	0	20	0	0	0
AA-4190035	00000	ARIG REINSURANCE COMPANY	NQ	0	428	504	932	16	120	14	52	0	0
AA-4360040	00000	ARYEH INSURANCE CO OF ISRAEL	ZZ	0	0	319	319	0	0	147	148	0	0
AA-0000000	00000	ASECOMER-ASEG COMMERCIAL DE PANAMA	ZZ	0	0	0	0	0	(1)	36	0	0	0
AA-2480013	00000	ASEGURADORA DEL SUR	ZZ	0	0	0	0	4	0	0	(1)	0	0
AA-2330028	00000	ASEGURADORA SOLIDARIA DE COLOMBIA LIMITA.	ZZ	0	0	1	1	0	0	0	0	0	0
AA-0000000	00000	ASEGURO DI KOOPERATIVA	ZZ	0	0	0	0	4	0	14	0	0	0
AA-1320039	00000	ASSURANCES DE GENERALES DE FRANCE	ZZ	0	0	0	0	0	0	0	2	0	0
AA-0000000	00000	ATALAYA	ZZ	0	0	0	0	0	1	0	0	0	0
00-0000000	00000	ATLAS SA COMPANIA DE SEGUROS	ZZ	0	0	67	67	0	0	0	0	0	0
AA-0000000	00000	AXA RE (CANADIAN BRANCH)	PQ	0	1	5	5	0	0	0	0	0	0
AA-4360050	00000	AYALON INSURANCE COMPANY	ZZ	0	(1)	0	(1)	0	5	0	0	0	0
AA-0000000	00000	BEOTHIC GENERAL INSURANCE CO.	NF	0	0	0	0	0	0	0	0	0	0
AA-1560056	00000	BOREAL PROPERTY & CASUALTY COMPANY	BC	0	0	4	4	0	0	0	0	0	0
AA-0000000	00000	BRITANICA DE SEGUROS	ZZ	0	0	285	285	(32)	0	0	117	0	0
AA-0000000	00000	C I S - KENYA	ZZ	0	0	20	20	0	0	0	0	0	0
AA-2990860	00000	C.A. REASEGURADORA INTERNACIONAL DE VENE.	ZZ	(8)	267	16	284	8	27	37	0	0	0
AA-1560006	00000	CAA INSURANCE COMPANY (ONTARIO)	ON	0	4	53	57	0	0	0	0	0	0
AA-1560079	00000	CABOT INS CO.	NF	0	0	11	11	0	0	0	0	0	0
AA-1320050	00000	CAISSE CENTRALE DES MUTUELLES AGRICOLES	ZZ	0	0	1	1	0	0	0	0	0	0
AA-1320052	00000	CAISSE CENTRELE DE REASSURANCE	ZZ	0	0	3	3	0	4	0	0	0	0
AA-1560110	00000	CANADIAN GENERAL INSURANCE COMPANY	ON	0	0	20	20	0	0	0	0	0	0
AA-1560170	00000	CANADIAN SURETY COMPANY	ON	0	4	10	14	0	4	0	0	0	0

38.7

**ANNUAL STATEMENT FOR THE YEAR 2002 OF THE NATIONWIDE MUTUAL INSURANCE COMPANY**

**SCHEDULE F - PART 1**

Assumed Reinsurance as of December 31, Current Year (000 Omitted)

1 Federal ID Number	2 NAIC Company Code	3 Name of Reinsured	4 Domiciliary Jurisdiction	5 Assumed Premium	Reinsurance On			9 Contingent Commissions Payable	10 Assumed Premiums Receivable	11 Unearned Premium	12 Funds Held By or Deposited With Reinsured Companies	13 Letters of Credit Posted	14 Amount of Assets Pledged or Compensating Balances to Secure Letters of Credit
					6 Paid Losses and Loss Adjustment Expenses	7 Known Case Losses and LAE	8 Cols. 6 +7						
AA-5280010	00000	CENTRAL INS. CO. LIMITED	JY	0	0	0	0	0	0	0	0	0	0
AA-5280012	00000	CENTRAL REINSURANCE CORP.	JY	0	0	0	0	0	0	0	0	0	0
AA-0000000	00000	CHILENA CONSOLIDADA SEGUROS GENERALES S.	ZZ	0	0	0	0	2	0	0	0	0	0
AA-1560063	00000	CIBC GENERAL/PERSONAL INS CO.	ON	0	0	0	0	0	31	0	0	0	0
AA-1930130	00000	CIC HOLDINGS LTD.	GT	0	(1)	0	(1)	0	0	0	0	0	0
AA-1320004	00000	CIE FRANCAISE D'ASSURANCES EUROPEENNE	ZZ	0	0	0	0	0	0	0	0	0	0
AA-1320105	00000	CIE TRANSCONTINENTALE DE REASSURANCE	ZZ	0	0	3	3	0	0	0	2	0	0
AA-3190441	00000	CIGNA INTERNATIONAL REINSURANCE CO., LTD.	VI	0	(1)	1	0	0	0	0	0	0	0
AA-4360200	00000	CLAL INSURANCE CO. LTD.	ZZ	0	108	77	185	(4)	139	12	12	0	0
AA-1120355	00000	CNA REINSURANCE OF LONDON	ZZ	0	0	3	3	0	0	0	0	0	0
AA-1560252	00000	CO-OPERATORS GENERAL INSURANCE COMPANY	ON	1	15	403	419	0	(117)	0	0	0	0
AA-3160085	00000	CO-OPERATORS GENERAL INSURANCE COMPANY L.	NA	0	85	200	285	0	103	0	164	0	0
AA-1280025	00000	CODAN OF COPENHAGEN	ZZ	0	7	0	7	0	0	0	0	0	0
AA-2580005	00000	COLUMNA COMPANIA DE SEGUROS	ZZ	0	0	0	0	4	0	0	0	0	0
AA-1560205	00000	COMMERCIAL UNION ASSURANCE COMPANY OF C.	ON	0	0	12	12	0	0	0	0	0	0
AA-1320105	00000	COMPAGNE TRANSCONTINENTAL REASSURANCE	ZZ	0	2	349	351	0	3	1	282	0	0
AA-2330015	00000	COMPANIA AGRICOLA DE SEGUROS	ZZ	0	(4)	0	(4)	0	2	0	0	0	0
AA-2930006	00000	COMPANIA DE SEGUROS RIMAC	ZZ	0	0	0	0	0	0	0	0	0	0
AA-2430008	00000	COMPANIA NACIONAL DE SEGUROS, C. POR A.	ZZ	0	307	0	307	(67)	(1)	0	0	0	0
AA-2330024	00000	COMPANIA SURAMERICANA DE SEGUROS	ZZ	0	2	0	2	0	0	0	0	0	0
AA-2330021	00000	CONFIANZA, ASEGURADORA DE FIANZA	ZZ	0	0	1	1	0	0	0	0	0	0
AA-2280019	00000	CONSORCIO GENERAL DE SEGUROS SA	ZZ	0	(3)	219	77	0	6	56	108	0	0
AA-1560245	00000	CONSTITUTION INSURANCE COMPANY OF CANADA	ON	0	1	9	9	0	0	0	0	0	0
AA-2430011	00000	COOPERATIVA NACIONAL DE SEGUROS, INC.	ZZ	0	32	18	51	0	34	1	1	0	0
AA-1120435	00000	COOPERATIVE INSURANCE SOCIETY	ZZ	11	0	15	15	0	0	134	13	0	0
AA-1320117	00000	CORIFRANCE	ZZ	0	0	0	0	0	21	0	0	0	0
AA-2280110	00000	CRUZ DEL SUR S.A.	ZZ	0	0	6	6	0	7	0	0	0	0
AA-1580015	00000	DAI TOKYO FIRE & MARINE INSURANCE CO LTD.	ZZ	0	0	1	1	0	0	0	0	0	0
AA-1930022	00000	DEFENSE SERVICE HOMES	GT	0	0	0	0	0	0	0	0	0	0
AA-4690100	00000	DELTA INSURANCE COMPANY	ZZ	0	3	35	38	4	87	0	156	0	0
AA-1560038	00000	DESJARDINS GROUP	PQ	0	7	31	37	0	0	0	11	0	0
AA-1122000	00000	DICK CLELAND	ZZ	0	0	23	24	0	0	0	0	0	0
AA-1121274	00000	DIRECT LINES INSURANCE PLC.	ZZ	0	0	0	1	0	0	0	0	0	0
AA-4360005	00000	DOLEV INSURANCE COMPANY LTD.	ZZ	0	0	83	83	0	0	0	1	0	0
AA-1122000	00000	E R H HILL	ZZ	0	0	31	31	0	0	0	0	0	0
AA-1120515	00000	EAGLE STAR INSURANCE COMPANY LTD.	ZZ	0	0	4	4	0	0	0	0	0	0
AA-1560290	00000	EASTON INSURANCE COMPANY	ON	0	1	37	38	0	0	0	0	0	0
AA-1560300	00000	ECONOMICAL MUTUAL INSURANCE COMPANY	ON	0	44	501	545	0	(1)	0	0	0	0
AA-4690210	00000	EGYPTIAN REINSURANCE CO.	ZZ	0	0	0	0	0	0	0	71	0	0
AA-1120545	00000	ENGLISH AND AMERICAN INSURANCE COMPANY L.	ZZ	0	12	62	74	0	0	0	0	0	0
AA-0000000	00000	EQUIDAD COOPERATIVA DE SEGUROS	ZZ	0	0	0	0	1	(13)	8	9	0	0
AA-1120580	00000	EXCESS INSURANCE COMPANY LTD.	ZZ	0	0	19	19	31	0	0	0	0	0
AA-1561033	00000	FAMILY INS. CORP.	BC	0	18	14	32	0	0	0	0	0	0
AA-1561013	00000	FEDERATION INSURANCE COMPANY OF CANADA	PQ	0	0	2	2	0	0	0	0	0	0
AA-1440037	00000	FOLKSAM GENERAL MUTUAL INSURANCE SOCIETY	PY	0	0	62	61	0	0	0	0	0	0
AA-1440035	00000	FOLKSAM INTERNATIONAL INSURANCE COMPANY	PY	0	0	38	38	0	0	0	47	0	0
AA-5280027	00000	FUBON INS CO. LTD.	JY	0	0	21	21	0	0	0	9	0	0
AA-1560384	00000	GAN CANADA INSURANCE COMPANY	ON	0	17	65	82	0	0	0	0	0	0
AA-3190402	00000	GEM INSURANCE COMPANY	VI	0	0	18	18	0	0	0	0	0	0
AA-1560390	00000	GENERAL ACCIDENT ASSURANCE COMPANY OF CA.	ON	0	2	46	48	0	0	0	0	0	0
AA-2991005	00000	GENERAL DE SEGUROS S.A.	ZZ	0	(111)	28	29	5	0	41	25	0	0
AA-2330010	00000	GENERALI COLOMBIA SEGUROS GENERALES S.A.	ZZ	0	(1)	5	5	2	(50)	7	74	0	0
AA-1561014	00000	GERLING GLOBAL GENERAL INSURANCE COMPANY	ON	0	28	0	0	0	21	0	0	0	0
AA-1340095	00000	GERLING KONZERN GLOBALE RUECK	ZZ	0	0	25	25	0	0	0	0	0	0
AA-1420030	00000	GJENSIDIGE FORSIKRING	ZZ	0	13	809	822	0	7	99	10	0	0
AA-1560420	00000	GORE MUTUAL	ON	0	0	59	61	0	0	0	0	0	0
AA-1340100	00000	GOTHAER RUCKVERSICHERUNG	ZZ	0	5	25	30	0	0	0	0	0	0
AA-0000000	00000	GREAT NORTHERN INSURANCE COMPANY	ZZ	0	(1)	0	0	0	0	0	0	0	0
AA-1560470	00000	GUARDIAN DU CANADA COMPAGNIE D'ASSURANCE	ON	0	0	9	9	0	0	0	0	0	0
AA-0000000	00000	GUYANA AND TRINIDAD MUT FIRE	ZZ	0	0	0	3	0	0	0	0	0	0

388

**ANNUAL STATEMENT FOR THE YEAR 2002 OF THE NATIONWIDE MUTUAL INSURANCE COMPANY**

**SCHEDULE F - PART 1**

Assumed Reinsurance as of December 31, Current Year (000 Omitted)

1 Federal ID Number	2 NAIC Company Code	3 Name of Reinsured	4 Domiciliary Jurisdiction	5 Assumed Premium	6 Reinsurance On			9 Contingent Commissions Payable	10 Assumed Premiums Receivable	11 Unearned Premium	12 Funds Held By or Deposited With Reinsured Companies	13 Letters of Credit Posted	14 Amount of Assets Pledged or Compensating Balances to Secure Letters of Credit
					6 Paid Losses and Loss Adjustment Expenses	7 Known Case Losses and LAE	8 Cols. 6 +7						
AA-4360375	00000	HADAR INSURANCE COMPANY, LTD.	ZZ	.0	.40	.57	.97	.0	.2	.0	.0	.0	.0
AA-1340106	00000	HAFTPF LICHTVERBAND DER DEUTSCHEN INDUSTR.	ZZ	(172)	.316	1,398	1,714	.0	186	199	.177	.0	.0
AA-1560480	00000	HALIFAX INSURANCE COMPANY	ON	.0	.0	.11	.11	.0	(1)	.0	.10	.0	.0
AA-1340125	00000	HANNOVER RUECKVERSICHERUNGS-AKTIEGESELL.	ZZ	.0	.0	.1	.1	.0	.0	.0	.0	.0	.0
AA-1120518	00000	HOME & OVERSEAS INSURANCE COMPANY LTD.	ZZ	.0	.0	.2	.2	.0	.0	.0	.0	.0	.0
AA-0000000	00000	ICRB FACULTATIVE FACILITY	ZZ	.0	.0	.53	.53	.0	.0	.0	.38	.0	.0
AA-4360001	00000	ILD INSURANCE CO, LTD.	ZZ	.0	.0	.0	.0	.0	.0	.0	.11	.0	.0
AA-1120790	00000	IMPERIO REINSURANCE COMPANY (UK) LTD.	ZZ	.0	.0	.623	.623	.0	.2	.0	.0	.0	.0
AA-1120143	00000	INDEPENDENT INSURANCE COMPANY LIMITED.	ZZ	.133	.4	.37	.41	.0	.205	.0	.81	.0	.0
AA-0000000	00000	ING CANADA.	PQ	.0	.3	.30	.33	.0	.0	.0	.0	.0	.0
AA-3430001	00000	INS CO WEST INDIES.	ZZ	.0	.0	.0	.0	.1	.0	.1	.0	.0	.0
AA-1780035	00000	INS CORP OF IRELAND LTD (CAN)	ON	.0	.0	.0	.0	.0	.0	.0	.0	.0	.0
AA-1560520	00000	INSURANCE CORP OF NEWFOUNDLAND.	ON	.0	.15	.84	.99	.0	.0	.0	.0	.0	.0
AA-0000000	00000	INTL AVIATION INS AGENCIES LTD.	ZZ	.0	.0	.24	.24	.0	.0	.0	.0	.0	.0
AA-2230425	00000	IRB-INST DE RESS. DO BRASIL	ZZ	(17)	.351	.188	.539	.0	.0	.0	.0	.0	.0
AA-1120825	00000	IRON TRADES MUT INS CO.	ZZ	.0	.0	.11	.11	.0	.0	.0	.0	.0	.0
AA-4360400	00000	ISRAEL PHOENIX ASSURANCE CO.	ZZ	.0	.50	.963	1,012	(1)	.49	.0	(30)	.0	.0
AA-1122000	00000	JB HOSE	ZZ	.0	.0	.35	.35	.0	.0	.0	.0	.0	.0
AA-1720115	00000	KANSA GENERAL INS CO.	PQ	.0	.0	.255	.255	.0	(20)	.0	.0	.0	.0
AA-1240037	00000	KBC INSURANCE N.V.	PN	.0	.0	.706	.706	.0	.0	.0	.574	.0	.0
AA-1560532	00000	KINGSWAY GENERAL INS. CO.	ON	.0	.0	.0	.0	.0	.0	.0	.0	.0	.0
AA-1120363	00000	KOLNISCHE RUECKVERSICHERUNGS-GESELLSCHAFT.	ZZ	.0	.0	.249	.249	.48	.0	.0	.100	.0	.0
AA-0000000	00000	KOOPERATIVA CESKO.	ZZ	1,558	.610	.664	1,274	.0	.46	.0	2,304	.0	.0
AA-5420050	00000	KOREAN REINSURANCE CORPORATION.	BO	.0	.0	.0	.0	.0	.0	.0	.0	.0	.0
AA-1560008	00000	LA CAPITALE, COMPAGNIE D'ASSURANCE GENER.	PQ	.0	.4	.0	.4	.0	(1)	.0	.0	.0	.0
AA-0000000	00000	LA COMPAG D'AS PROVINCES UNIES.	PQ	.0	.0	.3	.3	.0	.0	.0	.0	.0	.0
AA-0000000	00000	LA COMPAGNIE D'ASSURANCE CANADIENNE UNI.	NF	.0	.0	.8	.8	.0	.0	.0	.0	.0	.0
AA-1561027	00000	LA CONCORDE	PQ	.0	.0	.0	.0	.0	.0	.0	.0	.0	.0
AA-0000000	00000	LA EQUIDAD SEGUROS.	ZZ	(2)	.4	.10	.15	(1)	.0	.4	.5	.0	.0
AA-0000000	00000	LA NATIONALE ISRAEL INC.	ZZ	.0	.0	.4	.5	.0	.0	.0	.0	.0	.0
AA-2330118	00000	LA PREVISORA.	ZZ	.0	.0	.13	.13	.0	.15	.0	.0	.0	.0
AA-1320235	00000	LA PROTECTRICE I.A.R.D.	ZZ	.0	.0	.0	.0	(2)	.0	.0	.0	.0	.0
AA-1560753	00000	LA SECURITE GENERALE ASSURANCE.	PQ	.0	.0	.1	.1	.0	.0	.0	.0	.0	.0
AA-1560043	00000	LA SOCIETE D'ASSURANCE DES CAISSE POPULA.	PQ	.0	.0	.12	.12	.0	.0	.0	.0	.0	.0
AA-2430001	00000	LA UNIVERSAL DE SEGUROS.	ZZ	.0	.0	.0	.0	.0	.11	.0	.0	.0	.0
AA-1840014	00000	LAGUN ARO.	BL	.0	.0	.1	.1	.0	.0	.0	.0	.0	.0
AA-0000000	00000	LAS AMERICAS.	ZZ	(20)	(2)	.0	(2)	(4)	.0	184	.0	.0	.0
AA-1569530	00000	LAURENTIAN GENERAL INSURANCE COMPANY, IN.	PQ	.0	.0	.86	.86	.0	.0	.0	.0	.0	.0
AA-1120845	00000	LEGAL AND GENERAL ASSURANCE SOCIETY LIMI.	ZZ	.0	.0	.4	.4	.0	.0	.0	.0	.0	.0
AA-1560249	00000	LES COOPERANTS, COMPAGNIE D' ASSURANCES.	PQ	.0	.3	.4	.7	.0	(1)	.0	.0	.0	.0
AA-2330165	00000	LIBERTY SEGUROS S.A.	ZZ	.0	.5	.18	.22	.3	.7	.13	.8	.0	.0
AA-1122000	00000	LLOYDS UNDERWRITERS.	ZZ	.0	.43	.131	.174	.0	.0	.0	.0	.0	.0
AA-5320095	00000	LOMBARD INSURANCE COMPANY.	ON	.0	.0	.0	.0	.1	.0	.0	.0	.0	.0
AA-1121134	00000	LONDON & OVERSEAS INSURANCE COMPANY LTD.	ZZ	.0	.1	.19	.20	.0	.0	.0	.0	.0	.0
AA-0000000	00000	LONDON GROUP.	ZZ	.0	.2	.28	.30	.0	.0	.0	.0	.0	.0
AA-0000000	00000	LONDON MASTER DRILLING RIG.	ZZ	.0	.0	.0	.0	.0	.0	.0	.0	.0	.0
AA-1122000	00000	M C BROMLEY.	ZZ	.0	.2	.8	.10	.0	.0	.0	.0	.0	.0
AA-2430004	00000	MAGNA COMPANIA DE SEGUROS SA.	ZZ	.0	.0	.0	.0	.0	.0	.0	.0	.0	.0
AA-1560560	00000	MANITOBA MENNONITE MUT INS CO.	MB	.0	.0	.1	.1	.0	.0	.0	.0	.0	.0
AA-1569555	00000	MANITOBA PUBLIC INSURANCE CORP.	MB	.21	(1)	.143	.142	(3)	.0	.0	.0	.0	.0
AA-1840616	00000	MAPFRE AGROPECUARIA MUTUALIDAD DE SEGURO.	BL	.0	.0	.2	.2	.0	.0	.0	.0	.0	.0
AA-1560563	00000	MAPLEX GENERAL INSURANCE CO.	ON	.0	.0	.27	.27	.0	.0	.0	.0	.0	.0
AA-4360615	00000	MENORAH INSURANCE COMPANY.	ZZ	.0	.0	.32	.32	.0	.0	.0	.0	.0	.0
AA-1560574	00000	METRO GENERAL INSURANCE CORPORATIONS.	NF	.0	.12	.90	.102	.0	.12	.0	.0	.0	.0
AA-4360625	00000	MIGDAL INSURANCE COMPANY LTD.	ZZ	.0	.0	.9	.9	.0	.0	.0	.0	.0	.0
AA-1120980	00000	MINSTER INSURANCE COMPANY LTD.	ZZ	.0	.46	.224	.270	.0	.0	.0	.0	.0	.0
AA-0000000	00000	MONGOL DAATGAL MONGOLIAN NATIONAL INS &	ZZ	.0	.30	.0	.30	.0	.31	.0	.0	.0	.0
AA-1340165	00000	MUENCHENER RUECKVERSICHERUNGS-GESELLSCHA.	ZZ	(34)	.1	.920	.921	.0	.22	.194	.128	.0	.0
AA-1320172	00000	MUTUELLE ASS DES COM (MACIF).	ZZ	.0	.0	.0	.0	.0	.0	.0	.0	.0	.0
AA-1320171	00000	MUTUELLE ASSURANCE ARTISANALE DE FRANCE	ZZ	.0	.0	.12	.12	.0	.2	.0	.19	.0	.0

38.9

**ANNUAL STATEMENT FOR THE YEAR 2002 OF THE NATIONWIDE MUTUAL INSURANCE COMPANY**

**SCHEDULE F - PART 1**

Assumed Reinsurance as of December 31, Current Year (000 Omitted)

1 Federal ID Number	2 NAIC Company Code	3 Name of Reinsured	4 Domiciliary Jurisdiction	5 Assumed Premium	6 Reinsurance On			9 Contingent Commissions Payable	10 Assumed Premiums Receivable	11 Unearned Premium	12 Funds Held By or Deposited With Reinsured Companies	13 Letters of Credit Posted	14 Amount of Assets Pledged or Compensating Balances to Secure Letters of Credit
					6 Paid Losses and Loss Adjustment Expenses	7 Known Case Losses and LAE	8 Cols. 6 +7						
AA-2831001	00000	NACIONAL DE PANAMA	ZZ	.0	.9	.4	.13	.0	.0	.8	.0	.0	.0
AA-1380165	00000	NEDERLANDS REASSURANTIE GROUP NV	ZZ	.0	.0	.69	.69	.0	.6	.0	.104	.0	.0
AA-1380165	00000	NEDERLANDSCHE REASSURANTIE GROEP, N.V.	ZZ	.0	.0	.0	.0	.0	.0	.0	.0	.0	.0
00-0000000	00000	NEW INSURANCE COMPANY LIMITED	ZZ	.0	.14	.10	.24	(.5)	(.13)	.52	.0	.0	.0
AA-1580070	00000	NISSHIN FIRE & MARINE INSURANCE COMPANY	ZZ	.0	.4	.0	.5	.0	.0	.0	.0	.0	.0
AA-1580630	00000	NORTH WATERLOO FARMERS MUT INS.	ON	(.3)	.0	.6	.6	.0	.4	.0	.0	.0	.0
AA-1122000	00000	NR FRIZZEL	ZZ	.0	.0	.0	.0	.0	.0	.0	.0	.0	.0
AA-1560001	00000	OPTIMUM INSURANCE COMPANY	PQ	.0	.5	.6	.11	.0	.0	.0	.0	.0	.0
AA-1120017	00000	ORION INSURANCE (GENERAL) PLC	ZZ	.0	.32	.67	.99	.0	.1	.0	.0	.0	.0
AA-1320232	00000	P & V ASSURANCES	PN	.0	(.18)	.672	.654	.4	.0	.0	.766	.0	.0
AA-1123000	00000	P J GREEN SYNDICATE	ZZ	.0	.0	.97	.97	.0	.0	.0	.0	.0	.0
AA-1560805	00000	PAFCO INSURANCE COMPANY	ON	.0	.0	.0	.0	.0	.1	.0	.0	.0	.0
AA-2430010	00000	PAN AMERICAN LIFE INSURANCE COMPANY (PAL	ZZ	.0	(.21)	.30	.9	.0	.9	.22	.0	.0	.0
AA-1122000	00000	PAYNE, E W & CO LTD	ZZ	.0	.2	.291	.294	.0	.0	.0	.0	.0	.0
AA-1560648	00000	PEACE HILLS GENERAL INSURANCE CO.	AB	.0	.0	.0	.0	.0	.1	.0	.0	.0	.0
AA-1122000	00000	PL FODEN-PATTINSON	ZZ	.0	.29	.29	.58	.0	.0	.0	.0	.0	.0
00-0000000	00000	POOL COOPERATIVO (AACMS)	ES	.0	.6	.112	.118	.0	.12	.0	.0	.0	.0
AA-1560710	00000	PORTAGE LA PRAIRIE MUTUAL INSURANCE COMP.	MB	(.3)	.0	.42	.42	.0	.0	.0	.0	.0	.0
AA-1320230	00000	PRESERVATRICE FONCIERE ASSURANCES (PFA S.	ZZ	.0	.0	.8	.8	.0	.0	.0	.0	.0	.0
AA-1560766	00000	PROMUTUEL REASSURANCE	PQ	.0	.5	.6	.12	.0	.0	.0	.0	.0	.0
AA-1121220	00000	PROVINCIAL INS. LTD	GT	.0	.0	.0	.0	.0	.0	.0	.0	.0	.0
AA-5360040	00000	PT ASURANSI JASA INDONESIA	ZZ	.0	.0	.15	.15	.0	.0	.0	.0	.0	.0
AA-1340192	00000	R & V ALLGEMEINE VERSICHERUNG AG	ZZ	.587	.15	3,504	3,518	.0	.18	1,425	4,079	.0	.0
AA-0000000	00000	RAC INSURANCE	GT	.0	.0	.1	.1	.0	.0	.0	.0	.0	.0
AA-2330030	00000	REAL PANAMENA DE SEGUROS S.A.	ZZ	.0	.0	.0	.0	(.2)	.0	.5	.3	.0	.0
AA-2232002	00000	REAL SEGUROS	ZZ	.0	.0	.26	.26	.0	.0	.0	.37	.0	.0
00-0000000	00000	REAL SEGUROS COLOMBIA SA	ZZ	.0	.1	.4	.5	(.9)	.4	.0	.51	.0	.0
AA-2330125	00000	REASEGURADORA DE COLUMBIA SA	ZZ	.0	.0	.7	.7	.0	.0	.0	.0	.0	.0
AA-2430009	00000	REASEGURANDORA HISPANIOLA	ZZ	.0	.637	.637	.637	(.18)	.707	.0	.13	.0	.0
AA-2731000	00000	REASEGUROS ALIANZA S.A.	ZZ	.0	.32	.3	.35	.0	.1	.0	.0	.0	.0
AA-1340195	00000	RHEIN MAIN RUECKVERSICHERUNGS-GESELLSCHA.	ZZ	(.4)	.0	6,412	6,412	.25	.0	.144	.22	.0	.0
AA-1121397	00000	ROYAL & SUN ALLIANCE	ZZ	(.6)	.0	.0	.0	.0	.2	.0	.0	.0	.0
AA-1121275	00000	ROYAL INSURANCE (UK) LIMITED	ZZ	.0	.0	.196	.196	.0	.0	.0	.42	.0	.0
AA-1560735	00000	ROYAL INSURANCE COMPANY OF CANADA	ON	.0	.0	.10	.10	.0	.0	.0	.0	.0	.0
AA-1122000	00000	RW MCCRONE	ZZ	.0	.0	.1	.1	.0	.0	.0	.0	.0	.0
AA-0000000	00000	SANCOR COOPERATIVA DE SEGUROS	ES	.0	.0	.48	.48	.0	.0	.0	.0	.0	.0
AA-1560740	00000	SASKATCHEWAN MUTUAL INSURANCE COMPANY	CN	.0	.0	.0	.0	.0	.4	.0	.0	.0	.0
AA-1240175	00000	SECURA S.A. SOCIETE DE REASSURANCES	PN	.0	.0	.204	.204	.1	.0	.0	.13	.0	.0
AA-1560760	00000	SECURITY NATIONAL INS.	PQ	.0	.0	.25	.26	.0	.0	.0	.0	.0	.0
AA-2430690	00000	SEGUROS AMERICA C. POR A.	ZZ	.0	.0	.34	.34	.11	.0	.2	.0	.0	.0
AA-2730029	00000	SEGUROS ATLAS MEXICO S.A.	ZZ	.0	.0	.0	.0	.0	.7	.0	.0	.0	.0
AA-0000000	00000	SEGUROS BANAMEX AEGON	ZZ	.0	.0	.0	.0	.0	.4	.0	.0	.0	.0
AA-2730025	00000	SEGUROS BBV PROBURSA	ZZ	.0	.0	.0	.0	.0	(.4)	.0	.0	.0	.0
AA-0000000	00000	SEGUROS CARACAS	ZZ	.0	(.33)	.35	.1	.0	.1	.0	.0	.0	.0
AA-0000000	00000	SEGUROS COLPATRIA S.A.	ZZ	.0	.0	.0	.0	.0	.0	.0	.0	.0	.0
AA-2730015	00000	SEGUROS COMERCIAL AMERICA S.A. DE C.V.(B.	ZZ	.17	.4	.47	.51	.0	.3	.0	.21	.0	.0
AA-2530002	00000	SEGUROS DEL PACIFICO S.A.	ZZ	.0	.0	.0	.0	.6	.0	.0	.0	.0	.0
AA-2480010	00000	SEGUROS EQUINOCCIAL	ZZ	.0	.1	.1	.1	.0	.0	.0	.0	.0	.0
AA-2830007	00000	SEGUROS FEDPA	ZZ	.0	.0	.0	.0	.0	.0	.7	.22	.0	.0
AA-2530001	00000	SEGUROS FUTURO	ZZ	.0	.0	.0	.0	.1	.0	.3	.3	.0	.0
AA-0000000	00000	SEGUROS LA ANTILLANA	ZZ	.0	.0	.37	.37	.0	.0	.0	.0	.0	.0
AA-2730600	00000	SEGUROS TEPEYAC S A MEXICO	ZZ	.0	.18	.44	.61	.0	.0	.0	.0	.0	.0
66-0437064	40568	SEGUROS TRIPLES, INC.	ZZ	.0	.2	.213	.215	.33	.1	.0	.0	.0	.0
AA-5280045	00000	SHIN KONG F & M INS CO LTD	UY	.0	.0	.0	.0	.0	.0	.0	.0	.0	.0
AA-5420070	00000	SHINDONGAH FIRE & MARINE INSURANCE COMPA.	BO	.0	.0	.4	.4	.0	.0	.0	.0	.0	.0
AA-1122004	00000	SLATER WALKER INSURANCE CO LTD	ZZ	.0	(.2)	.2	.0	.0	(.1)	.0	.2	.0	.0
AA-1320275	00000	SOCIETE COMMERCIALE DE REASSURANCE	ZZ	.0	.11	.156	.166	.4	.20	.7	.81	.0	.0
AA-1320295	00000	SOCIETE DE REASSURANCE DES ASSURANCES MU.	ZZ	.0	.1	.194	.195	.5	.1	.2	(.7)	.0	.0
AA-1561018	00000	SOCIETE MUT DE REAS	PQ	.0	.0	.7	.7	.0	.0	.0	.0	.0	.0
AA-5280050	00000	SOUTH CHINA INS. CO.	UY	.0	.392	.0	.392	.0	.168	.0	.0	.0	.0

38.10

ANNUAL STATEMENT FOR THE YEAR 2002 OF THE NATIONWIDE MUTUAL INSURANCE COMPANY

SCHEDULE F - PART 1

Assumed Reinsurance as of December 31, Current Year (000 Omitted)

1 Federal ID Number	2 NAIC Company Code	3 Name of Reinsured	4 Domiciliary Jurisdiction	5 Assumed Premium	Reinsurance On			9 Contingent Commissions Payable	10 Assumed Premiums Receivable	11 Unearned Premium	12 Funds Held By or Deposited With Reinsured Companies	13 Letters of Credit Posted	14 Amount of Assets Pledged or Compensating Balances to Secure Letters of Credit	
					6 Paid Losses and Loss Adjustment Expenses	7 Known Case Losses and LAE	8 Cols. 6 +7							
AA-0000000	00000	STEWART WRIGHTSON AVIATION LTD.	ZZ	0	0	0	0	0	0	0	0	0	0	
AA-0000000	00000	SYNERISTIKI INSURANCE COMPANY	ZZ	0	0	0	0	0	0	0	0	0	0	
AA-5280065	00000	TAIWAN FIRE & MARINE INS CO.	JY	0	8	120	127	(1)	3	0	199	0	0	
AA-2880005	00000	TAJY S A. DE SEGUROS	ZZ	(4)	9	0	9	0	2	3	16	0	0	
AA-1560450	00000	TEMPLE INSURANCE COMPANY	ON	0	1	22	23	0	0	0	0	0	0	
AA-1560197	00000	THE CITADEL GENERAL ASSURANCE COMPANY	ON	0	12	36	48	0	0	0	0	0	0	
AA-1120374	00000	THE NORTHERN ASSURANCE COMPANY LTD.	ZZ	0	0	86	86	0	0	0	0	0	0	
AA-1121310	00000	THE SCOTTISH LION INSURANCE COMPANY LTD.	ZZ	0	0	92	92	0	0	0	0	0	0	
AA-1560770	00000	THE SOVEREIGN GENERAL INSURANCE COMPANY	AB	0	0	0	0	0	0	0	0	0	0	
AA-1580100	00000	THE TOKIO MARINE & FIRE INSURANCE COMPAN.	ZZ	0	2	13	16	6	(4)	0	0	0	0	
AA-1580095	00000	TOA FIRE AND MARINE REINSURANCE COMPANY	ZZ	0	4	0	4	0	0	0	0	0	0	
AA-1340225	00000	TRANSATLANTISCHE BETEILIGUNGS - A.G.	ZZ	0	0	38	38	0	0	0	0	0	0	
AA-1120431	00000	TUREGUM INSURANCE COMPANY	ZZ	0	31	52	83	0	0	0	0	0	0	
AA-0000000	00000	TUW	ZZ	0	0	1	1	0	0	0	0	0	0	
AA-5280070	00000	UNION INSURANCE CO OF TAIWAN	JY	0	171	54	225	60	65	0	0	0	0	
AA-1360255	00000	UNIPOL, COMPAGNIA ASSICURATRICE	ZZ	0	0	28	28	0	0	0	0	0	0	
AA-0040033	00000	UNITED INS. CO. LTD, BARBADOS	NA	0	0	0	0	0	0	0	0	0	0	
AA-1420110	00000	VAR GENERAL INSURANCE AS.	ZZ	0	0	14	14	0	0	0	0	0	0	
AA-1220075	00000	WIENER STADTISCHE	HO	0	0	3	3	0	0	0	0	0	0	
AA-0000000	00000	WILLIAM H. MCGEE	VI	(16)	0	93	93	21	0	0	0	0	0	
AA-0000000	00000	ZCF INS. SERVICES LTD.	ZZ	0	0	0	0	0	0	0	0	0	0	
AA-4361275	00000	ZION INS CO.	ZZ	(1)	22	0	22	0	27	9	18	0	0	
AA-0000000	00000	ZURICH (MEXICO)	ZZ	0	0	0	0	0	0	0	0	0	0	
AA-1560999	00000	ZURICH INS CO (CANADA)	ON	0	2	2	4	0	0	0	0	0	0	
0999998 - Other Non-U.S. Insurers - Reins Col 8 < 100,000							0							
0999999 - Total - Other Non-U.S. Insurers					1,967	4,867	26,386	31,253	167	2,070	2,912	10,226	0	0
9999999 Totals					7,787,031	673,403	2,730,224	3,403,627	112,408	1,536,996	2,987,650	15,399	0	0

38.11

SCHEDULE F - PART 2

Premium Portfolio Reinsurance Effected or (Canceled) during Current Year

Table with 6 columns: 1 Federal ID Number, 2 NAIC Company Code, 3 Name of Company, 4 Date of Contract, 5 Original Premium, 6 Reinsurance Premium. Rows include sections (A) REINSURANCE CEDED and (B) REINSURANCE ASSUMED with various company names like AMERICAN AGRICULTURAL INSURANCE COMPANY and GREAT NORTHERN INSURANCE COMPANY.

**ANNUAL STATEMENT FOR THE YEAR 2002 OF THE NATIONWIDE MUTUAL INSURANCE COMPANY**

**SCHEDULE F - PART 3**

Ceded Reinsurance as of December 31, Current Year (000 Omitted)

1 Federal ID Number	2 NAIC Company Code	3 Name of Reinsurer	4 Domiciliary Jurisdiction	5 Reinsurance Contracts Ceding 75% or More of Direct Premiums Written	6 Reinsurance Premiums Ceded	Reinsurance Recoverable On									Reinsurance Payable		18 Net Amount Recoverable From Reinsurers Cols. 15 - [16 + 17]	19 Funds Held By Company Under Reinsurance Treaties
						7 Paid Losses	8 Paid LAE	9 Known Case Loss Reserves	10 Known Case LAE Reserves	11 IBNR Loss Reserves	12 IBNR LAE Reserves	13 Unearned Premiums	14 Contingent Commis- sions	15 Cols. 7 thru 14 Totals	16 Ceded Balances Payable	17 Other Amounts Due to Reinsurers		
AUTHORIZED-AFF-U.S. INTERCOMPANY POOLING																		
42-0618271	13838	FARMLAND MUTUAL INSURANCE COMPANY	IA		115,205	20,327	0	36,724	1,674	22,398	11,245	41,170	1,596	135,134	25,461	187,257	(77,584)	0
31-4177110	23779	NATIONWIDE MUTUAL FIRE INSURANCE COMPANY	OH		1,301,812	229,699	0	414,986	18,915	253,093	127,071	465,218	18,036	1,527,018	287,713	2,926,255	(1,686,950)	0
31-1024978	41297	SCOTTSDALE INSURANCE COMPANY	AZ		460,818	81,309	0	146,898	6,696	89,591	44,981	164,679	6,384	540,537	101,845	2,090,895	(1,652,203)	0
0199999 - Authorized - Affiliates - U.S. Intercompany Pooling					1,877,835	331,336	0	598,609	27,284	365,082	183,297	671,067	26,016	2,202,690	415,020	5,204,408	(3,416,738)	0
AUTHORIZED-AFF-U.S. NON-POOL																		
42-6054959	19100	AMCO INSURANCE COMPANY	IA		0	0	0	0	0	0	0	0	0	0	1,364,335	(1,364,335)	0	
74-1061659	29262	COLONIAL COUNTY MUTUAL INSURANCE	TX		0	0	0	0	0	0	0	0	0	0	72,370	(72,370)	0	
42-0618271	13838	FARMLAND MUTUAL INSURANCE COMPANY	IA		(382)	0	0	8,274	648	5,262	1,652	262	0	16,098	0	16,098	0	
38-0865250	11991	NATIONAL CASUALTY COMPANY (A)	AZ		0	22	0	1,485	0	256	0	0	0	1,763	0	641,532	(639,769)	0
42-1015537	28223	NATIONWIDE AGRIBUSINESS INSURANCE CO.	IA		0	0	0	0	0	0	0	0	0	0	0	201,895	(201,895)	0
95-0639970	10723	NATIONWIDE ASSURANCE COMPANY	WI		0	0	0	0	0	0	0	0	0	0	0	257,768	(257,768)	0
31-4425763	23760	NATIONWIDE GENERAL INSURANCE COMPANY	OH		0	0	0	0	0	0	0	0	0	0	0	159,409	(159,409)	0
31-1399201	10070	NATIONWIDE INDEMNITY COMPANY	OH		1,241	1,477	33	116,579	(737)	173,414	53,314	3,154	320	347,554	212	0	347,342	0
95-2130882	25453	NATIONWIDE INSURANCE COMPANY OF AMERICA	CA		0	0	0	0	0	0	0	0	0	0	0	110	(110)	0
31-1613686	10948	NATIONWIDE INSURANCE COMPANY OF FLORIDA	OH		0	0	0	0	0	0	0	0	0	0	0	3,498	(3,498)	0
75-1780981	42110	NATIONWIDE LLOYDS	TX		0	0	0	0	0	0	0	0	0	0	0	89,758	(89,758)	0
31-0970750	37877	NATIONWIDE PROPERTY AND CASUALTY INS CO.	OH		0	0	0	0	0	0	0	0	0	0	0	479,416	(479,416)	0
31-1024978	41297	SCOTTSDALE INSURANCE COMPANY	AZ		394,829	0	0	214,730	47,010	150,099	71,369	169,044	0	652,252	0	0	652,252	0
31-1117969	15580	SCOTTSDALE INDEMNITY COMPANY	OH		0	0	0	0	0	0	0	0	0	0	0	1,512	(1,512)	0
0299999 - Authorized - Affiliates - U.S. Non-Pool					395,688	1,498	33	341,069	46,921	329,031	126,335	172,460	320	1,017,666	212	3,271,605	(2,254,150)	0
0499999 - Total - Authorized - Affiliates					2,273,524	332,834	33	939,677	74,206	694,113	309,630	843,527	26,336	3,220,356	415,232	8,476,013	(5,670,889)	0
AUTHORIZED-OTHER U.S. UNAFFILIATED																		
06-0237820	20699	ACE PROPERTY AND CASUALTY INSURANCE CO.	PA		345	0	0	70	29	0	0	0	0	99	0	99	0	
13-3031176	38636	AGF REINSURANCE CORP OF THE US	NY		0	0	0	4,079	0	0	0	0	0	4,079	0	4,079	0	
42-1204578	42757	AGRI GENERAL INSURANCE COMPANY	IA		0	0	0	0	0	0	0	0	0	0	12	(12)	0	
15-0566693	10022	AGWAY INSURANCE COMPANY	NY		0	0	0	0	0	0	0	0	0	0	30	(30)	0	
13-5303710	19399	AIU INSURANCE COMPANY	NY		0	0	0	0	0	0	0	0	0	0	19	(19)	0	
13-4916020	19917	ALBANY INSURANCE COMPANY	NJ		0	0	0	0	0	0	0	0	0	0	0	0	0	
63-0255547	19143	ALFA MUTUAL FIRE INSURANCE COMPANY	AL		0	0	0	0	0	0	0	0	0	0	8	(8)	0	
05-0316605	21482	ALLENDALE MUTUAL INSURANCE COMPANY	RI		0	48	0	14	0	10	0	0	0	72	0	432	(360)	
95-3187355	35300	ALLIANZ INSURANCE COMPANY	CA		0	0	0	0	0	0	0	0	0	0	7	(7)	0	
04-3272695	10212	ALLMERICA RE (A DIVISION OF HANOVER INSU.	MA		0	0	0	552	0	0	0	0	0	552	0	0	552	
36-0719665	19232	ALLSTATE INSURANCE COMPANY	IL		0	(329)	37	25,271	0	2,399	(1,301)	0	0	26,077	(6)	192	25,891	
36-2661954	10103	AMERICAN AGRICULTURAL INSURANCE COMPANY	IL		2,259	325	17	7,451	11	9,908	(1)	816	87	18,614	261	1	18,352	
52-2048110	19720	AMERICAN ALTERNATIVE INSURANCE CORPORATI.	NJ		0	0	0	0	0	0	0	0	0	0	0	0	0	
59-0593886	10111	AMERICAN BANKERS INSURANCE COMPANY OF FL.	FL		0	16	0	9	0	6	0	0	0	31	0	0	31	
51-0110580	10391	AMERICAN CENTENNIAL INSURANCE COMPANY	DE		0	0	2	0	0	0	0	0	0	2	0	2	0	
44-0648645	12246	AMERICAN CONTINENTAL INSURANCE COMPANY	IL		0	0	0	0	0	0	0	0	0	0	0	0	0	
04-1027270	20613	AMERICAN EMPLOYERS INSURANCE COMPANY	MA		0	(1)	0	0	0	0	0	0	0	(1)	0	0	(1)	
73-0737056	16810	AMERICAN FIDELITY INSURANCE COMPANY	OK		0	0	0	0	0	0	0	0	0	0	211	(211)	0	
36-3155373	40398	AMERICAN FUJI FIRE AND MARINE INSURANCE	IL		0	0	0	1	0	0	0	0	0	1	0	0	1	
62-0929818	31208	AMERICAN GENERAL PROPERTY INSURANCE COMP.	TN		0	3	0	0	0	0	0	0	0	3	0	0	3	
36-6071400	26247	AMERICAN GUARANTEE & LIABILITY INSURANCE	IL		0	0	0	664	0	0	0	0	0	664	0	0	664	
41-0299900	13331	AMERICAN HARDWARE MUTUAL INSURANCE COMPA.	OH		0	0	0	0	0	0	0	0	0	0	0	0	0	
13-5124990	19380	AMERICAN HOME ASSURANCE COMPANY	NY		0	27	0	74	0	27	0	0	0	128	0	483	(355)	
13-4924125	10227	AMERICAN RE-INSURANCE COMPANY	NJ		3,829	0	0	0	67	0	0	1,773	0	1,840	0	15	1,825	
13-2832845	32484	AMERICAN REINSURANCE COMPANY	NY		21,232	2,370	61	13,987	0	32,623	482	26	0	49,549	1,069	0	48,480	
23-1641984	10219	AMERICAN ROYAL REINSURANCE COMPANY	NY		0	1	0	1	0	0	0	0	0	(1)	0	0	3	
58-1529575	42978	AMERICAN SECURITY INSURANCE COMPANY	GA		0	0	0	0	0	0	0	0	0	0	0	1	(1)	
31-6016426	19992	AMERICAN SELECT INSURANCE COMPANY	OH		0	0	0	0	0	0	0	0	0	0	0	0	0	
35-0145400	19704	AMERICAN STATES INSURANCE COMPANY	IN		0	0	0	0	0	0	0	0	0	(1)	0	0	1	
06-0242815	19720	AMERICAN UNION INSURANCE COMPANY OF NY	IN		0	1,515	1	12,223	0	536	0	0	0	14,275	0	0	14,275	
38-1869912	19488	AMERISURE COMPANIES	MI		0	0	0	0	0	0	0	0	0	0	0	10	(10)	
05-0284861	10316	APPALACHIAN INSURANCE COMPANY	RI		0	0	0	0	0	0	0	0	0	0	0	0	0	
94-1390273	19801	ARGONAUT INSURANCE COMPANY	CA		0	395	0	1,230	0	647	0	0	0	2,272	0	53	2,219	
36-2489372	19828	ARGONAUT MIDWEST INSURANCE COMPANY	IL		0	44	0	104	0	27	0	0	0	175	0	0	175	
04-1105840	21490	ARKWRIGHT MUTUAL INSURANCE COMPANY	MA		0	0	0	0	0	0	0	0	0	0	24	(24)	0	

40

**ANNUAL STATEMENT FOR THE YEAR 2002 OF THE NATIONWIDE MUTUAL INSURANCE COMPANY**

**SCHEDULE F - PART 3**

Ceded Reinsurance as of December 31, Current Year (000 Omitted)

1 Federal ID Number	2 NAIC Company Code	3 Name of Reinsurer	4 Domiciliary Jurisdiction	5 Reinsurance Contracts Ceding 75% or More of Direct Premiums Written	6 Reinsurance Premiums Ceded	Reinsurance Recoverable On										Reinsurance Payable		18 Net Amount Recoverable From Reinsurers Cols. 15 - [16 + 17]	19 Funds Held By Company Under Reinsurance Treaties
						7 Paid Losses	8 Paid LAE	9 Known Case Loss Reserves	10 Known Case LAE Reserves	11 IBNR Loss Reserves	12 IBNR LAE Reserves	13 Unearned Premiums	14 Contingent Commissions	15 Cols. 7 thru 14 Totals	16 Ceded Balances Payable	17 Other Amounts Due to Reinsurers			
35-0293730	21296	ASSOCIATES INSURANCE COMPANY	TX		0	0	0	0	0	0	0	0	0	0	0	0	18	(18)	0
13-4934590	19895	ATLANTIC MUTUAL INSURANCE COMPAN	NY		0	0	0	0	0	0	0	0	0	0	0	0	6	(6)	0
13-2919779	18333	ATLAS ASSURANCE COMPANY OF AMERICA	NY		0	7	12	1,425	0	0	0	0	0	0	1,444	0	0	1,444	0
38-0315280	18988	AUTO-OWNERS INSURANCE COMPANY	MI		0	0	0	1	0	0	0	0	0	0	0	0	3	(2)	0
36-2994662	36552	AXA CORPORATE SOLUTIONS REINSURANCE CO.	NY		987	(60)	61	215	31	0	0	21	0	268	(2)	0	270	0	
04-2680300	37907	BELVEDERE AMERICA REINSURANCE COMPANY	NY		0	0	0	0	0	0	0	0	0	0	0	0	0	0	0
35-0198580	13528	BROTHERHOOD MUTUAL INSURANCE COMPANY	IN		0	0	0	0	0	0	0	0	0	0	0	0	45	(45)	0
16-0366830	22314	BUFFALO REINSURANCE COMPANY	CA		0	46	0	536	0	12	0	0	0	594	0	1	593	0	
95-6043013	22675	CALIFORNIA UNION INSURANCE COMPANY	PA		0	0	0	0	0	0	0	0	0	0	0	0	0	0	0
39-0971527	10472	CAPITOL INDEMNITY CORPORATION	WI		0	21	0	5	0	4	0	0	0	30	0	0	30	0	
34-4202015	20176	CELINA MUTUAL INSURANCE COMPANY	OH		0	0	0	128	0	79	0	0	0	207	0	0	207	0	
41-1353943	36870	CHARTWELL REINSURANCE COMPANY	CT		0	3	(3)	0	0	0	0	0	0	0	0	(1)	0	1	0
36-3347420	23876	CHATHAM REINSURANCE CORP.	CA		0	0	0	0	0	0	0	0	0	0	0	0	0	0	(7)
13-1701424	10650	CHRISTIANA GENERAL INSURANCE CORP OF NE	NY		0	2	(2)	55	0	14	0	0	0	69	(1)	0	70	0	
38-1775863	10499	CHRYSLER INSURANCE COMPANY	MI		0	0	0	0	0	0	0	0	0	0	0	126	(126)	0	
39-0712210	18767	CHURCH MUTUAL INSURANCE COMPANY	WI		0	0	0	0	0	0	0	0	0	0	0	0	0	0	0
95-2371728	22667	CIGNA INSURANCE COMPANY	PA		0	13	0	7	0	0	0	0	0	20	0	451	(431)	0	
23-1740414	22705	CIGNA REINSURANCE COMPANY	PA		0	301	117	1,472	0	0	0	0	0	1,890	0	0	1,890	0	
38-0421730	31534	CITIZENS INSURANCE COMPANY OF AMERICA	MI		0	0	0	0	0	0	0	0	0	0	0	0	0	0	0
06-0949141	33197	COLOGNE REINSURANCE COMPANY OF AMERICA	CT		0	11	(11)	0	0	0	0	0	0	0	0	0	0	0	0
13-3594502	33022	COLONIA INSURANCE COMPANY	NY		0	0	0	0	0	0	0	0	0	0	0	16	(16)	0	
23-2044095	34789	COLONIAL PENN INSURANCE COMPANY	PA		0	0	0	0	0	0	0	0	0	0	0	3	(3)	0	
13-1938623	19410	COMMERCE AND INDUSTRY INSURANCE COMPANY	NY		0	0	0	0	0	0	0	0	0	0	0	161	(161)	0	
13-5009848	21032	CONSTITUTION REINSURANCE CORPORATION	NY		0	(10)	11	1	0	0	0	0	2	0	0	2	0	0	0
36-2114545	20443	CONTINENTAL CASUALTY COMPANY	IL		628	545	24	385	0	755	18	23	1,750	16	68	1,666	0	0	
13-5010440	35289	CONTINENTAL INSURANCE COMPANY	NY		0	5	0	761	0	0	0	0	766	0	967	(201)	0	0	
13-1941984	20923	CONTINENTAL REINSURANCE CORPORATION	NY		0	5	0	291	0	0	0	0	296	0	0	296	0	0	
06-1325038	39136	CONVERIUM REINSURANCE (NA) INCORPORATED	CT		210	1	0	300	0	261	12	(60)	514	0	0	514	0	0	
66-0257478	18163	COOPERATIVA DE SEGUROS MULTIPLES DE PUER	PR		0	0	0	0	0	0	0	0	0	0	0	356	(356)	0	
62-1216444	17400	COREGIS INDEMNITY COMPANY	IL		0	0	0	0	0	0	0	0	0	0	0	131	(131)	0	
37-0807507	20990	COUNTRY MUTUAL INSURANCE COMPANY	IL		0	0	0	0	0	0	0	0	0	0	0	2	(2)	0	
22-2464174	42471	CRUM AND FORSTER INSURANCE COMPANY	NJ		0	0	0	0	0	0	0	0	0	0	0	750	(750)	0	
46-0136680	31445	DE SMET FARM MUTUAL INSURANCE COMPANY OF	SD		0	0	0	0	0	0	0	0	0	0	0	128	(128)	0	
23-1336198	13692	DONEGAL MUTUAL INSURANCE COMPANY	PA		0	0	0	0	0	0	0	0	0	0	0	0	0	0	0
38-2145898	33499	DORINCO REINSURANCE COMPANY	MI		174	10	2	2,372	0	0	0	7	2,391	(1)	0	2,392	0	0	
04-1282020	21288	ELECTRIC MUTUAL LIABILITY INSURANCE COMP.	MA		0	0	0	0	0	0	0	0	0	0	0	551	(551)	0	
47-6022701	21326	EMPIRE FIRE AND MARINE INSURANCE COMPANY	NE		0	0	0	0	0	0	0	0	0	0	0	19	(19)	0	
39-0264050	21458	EMPLOYERS INSURANCE OF WAUSAU-A MUTUAL C.	WI		0	0	0	1	0	0	0	0	1	0	13,890	(13,889)	0	0	
42-0234980	21415	EMPLOYERS MUTUAL CASUALTY COMPANY	IA		302	0	0	276	0	0	0	14	290	0	96	194	0	0	
48-0921045	39845	EMPLOYERS REINSURANCE CORPORATION	KS		4,694	2	0	8,588	338	0	190	0	9,118	0	29	9,089	0	0	
25-6038677	26271	ERIE INSURANCE EXCHANGE	PA		69	1	0	36	0	0	3	0	40	0	228	(188)	0	0	
22-2005057	26921	EVEREST REINSURANCE COMPANY	NJ		0	0	0	38,594	0	0	0	0	38,594	(2)	0	38,596	0	0	
05-0316605	21482	FACTORY MUTUAL INSURANCE COMPANY	RI		0	0	0	0	0	0	0	0	0	0	38	(38)	0	0	
48-0214040	19194	FARMERS ALLIANCE MUTUAL INSURANCE COMPAN	KS		0	0	0	0	0	0	0	0	0	0	4	(4)	0	0	
95-2575893	21652	FARMERS INSURANCE GROUP	CA		0	0	0	0	0	0	0	0	0	0	432	(432)	0	0	
34-4230430	10303	FARMERS MUT AID ASSOCIATION	OH		0	0	0	0	0	0	0	0	0	0	7	(7)	0	0	
42-0245840	13897	FARMERS MUTUAL HAIL INSURANCE COMPANY OF	IA		361	(7)	7	81	20	0	0	0	101	0	105	(4)	0	0	
47-0157205	13889	FARMERS MUTUAL INSURANCE OF NEBRASKA	NE		0	0	0	0	0	0	0	0	0	0	7	(7)	0	0	
13-1963496	20281	FEDERAL INSURANCE COMPANY	NJ		191	0	0	0	0	0	0	0	0	0	0	0	0	0	0
41-0417460	13935	FEDERATED MUTUAL INSURANCE COMPANY	MN		0	0	0	0	0	0	0	0	0	0	12	(12)	0	0	
39-6058596	11118	FEDERATED RURAL ELECTRIC INSURANCE CORPO.	KS		0	0	0	0	0	0	0	0	0	0	2,677	(2,677)	0	0	
95-1466743	19852	FINANCIAL INDEMNITY COMPANY	CA		0	32	0	10	0	6	0	0	48	0	48	0	48	0	0
94-1610280	21873	FIREMAN'S FUND INSURANCE COMPANY	CA		0	0	0	0	0	11	0	0	11	0	59	(48)	0	0	
43-1037123	32018	FIRST EXCESS AND REINSURANCE CORPORATION	KS		0	(33)	46	6	0	0	0	0	19	(3)	0	22	0	0	
58-1438724	21806	FIRST OF GEORGIA INSURANCE COMPANY	GA		0	0	0	0	0	0	0	0	0	0	1	(1)	0	0	
42-6052413	37184	FIRST REINSURANCE COMPANY OF HARTFORD	CT		0	0	0	1	0	0	0	0	1	0	0	1	0	0	0
13-2997499	38776	FOLKSAMERICA REINSURANCE COMPANY	NY		452	(4)	19	1,352	0	24	0	0	1,391	(12)	0	1,403	0	0	
38-0555290	13986	FRANKENMUTH MUTUAL INSURANCE COMPANY	MI		0	0	0	0	0	0	0	0	0	0	4	(4)	0	0	
43-1245798	40711	FRANKONA REINSURANCE COMPANY - US BRANCH	MO		0	(31)	35	5	0	0	0	0	9	0	9	0	9	0	

40.1

**ANNUAL STATEMENT FOR THE YEAR 2002 OF THE NATIONWIDE MUTUAL INSURANCE COMPANY**

**SCHEDULE F - PART 3**

Ceded Reinsurance as of December 31, Current Year (000 Omitted)

1 Federal ID Number	2 NAIC Company Code	3 Name of Reinsurer	4 Domiciliary Jurisdiction	5 Reinsurance Contracts Ceding 75% or More of Direct Premiums Written	6 Reinsurance Premiums Ceded	Reinsurance Recoverable On										Reinsurance Payable		18 Net Amount Recoverable From Reinsurers Cols. 15 - [16 + 17]	19 Funds Held By Company Under Reinsurance Treaties
						7 Paid Losses	8 Paid LAE	9 Known Case Loss Reserves	10 Known Case LAE Reserves	11 IBNR Loss Reserves	12 IBNR LAE Reserves	13 Unearned Premiums	14 Contingent Commissions	15 Cols. 7 thru 14 Totals	16 Ceded Balances Payable	17 Other Amounts Due to Reinsurers			
95-2100437	11207	FREMONT INDEMNITY COMPANY	CA		.0	.61	.0	.19	.0	.10	.0	.0	.0	.90	.0	.40	.50	.0	
36-2667627	22969	GE REINSURANCE CORPORATION	IL		1,462	6	.0	.175	.51	.0	.0	.27	.259	.0	.0	.259	.0	.0	
23-1502700	21970	GENERAL ACCIDENT INSURANCE COMPANY OF AM.	PA		.0	.0	.0	.2	.0	.0	.0	.0	.0	.2	.0	.144	(142)	.0	
13-5617450	11231	GENERAL INSURANCE COMPANY OF TRIESTE AND	NY		.0	.0	.0	.0	.0	.0	.0	.0	.0	.0	.0	.76	(76)	.0	
13-2673100	22039	GENERAL REINSURANCE CORPORATION	CT		1,137	338	3	31,176	.1	.0	.0	.189	.31,707	(4)	2,570	29,141	.0		
13-5460208	25909	GENERAL SECURITY PROPERTY AND CASUALTY C.	NY		.0	.21	.0	.191	.0	.112	.0	.0	.324	.0	.0	.324	.0	.0	
13-5617450	11231	GENERALI - U S BRANCH	NY		.0	.10	.0	.0	.0	.0	.0	.0	.10	.0	.24	(14)	.0		
13-5009848	21032	GERLING GLOBAL REINSURANCE CORP. OF AMERICA	NY		.24	.0	.0	.0	.0	.0	.0	.0	.0	.0	.0	.0	.0	.0	
13-6107326	11266	GERLING GLOBAL REINSURANCE CORPORATION	NY		385	.62	.1	.87	.0	.0	.0	.9	.159	.0	5,821	(5,662)	.0		
35-0344630	22098	GRAIN DEALERS MUTUAL INSURANCE COMPANY	IN		.0	.0	.0	.0	.0	.0	.0	.0	.0	.0	.1	(1)	.0		
31-4192970	14060	GRANGE MUTUAL CASUALTY COMPANY	OH		.0	.0	.0	.0	.0	.0	.0	.0	.0	.0	.0	.0	.0	.0	
31-0501234	16691	GREAT AMERICAN INSURANCE COMPANY	OH		.0	.8	.0	.3	.0	.0	.0	.0	.11	.0	.122	(111)	.0		
13-3787296	40193	GREAT LAKES AMERICAN REINSURANCE COMPANY	NY		.0	.0	.0	.1	.0	.48	.1	.0	.50	.0	.0	.50	.0	.0	
13-5117400	22187	GREAT NEW YORK MUTUAL INSURANCE COMPAN	NY		.0	.0	.0	.0	.0	.0	.0	.0	.0	.0	.7	(7)	.0		
95-1479095	22322	GREENWICH INSURANCE COMPANY	CT		.0	.6	.0	.0	.0	.0	.0	.6	.6	.0	.6	.6	.0	.0	
84-0638259	11401	GUARANTY NATIONAL INSURANCE COMPANY	CO		.0	.0	.0	.0	.0	.0	.0	.0	.0	.0	.25	(25)	.0	.0	
14-0727077	28630	GUILDERLAND REINSURANCE COMPANY	NY		.0	.0	.0	.0	.0	.0	.0	.0	.0	.0	.0	.0	.0	.0	
43-6028696	22217	GULF INSURANCE COMPANY	TX		.0	.0	.0	.0	.0	.0	.0	.0	.0	.0	.81	(81)	.0	.0	
13-5129825	22292	HANOVER INSURANCE COMPANY	MA		.0	.0	.0	.11	.0	.0	.0	.11	.0	(1)	.3	.9	.0	.0	
13-3031274	39187	HANSA REINSURANCE COMPANY OF AMERICA	NY		.0	.1	.0	.51	.0	.0	.0	.52	.0	.0	.52	.0	.52	.0	
04-2482364	16187	HANSECO INSURANCE COMPANY	MA		.0	.67	.17	.653	.0	.0	.0	.737	.0	.0	.737	.0	.737	.0	
95-1479095	22322	HARBOR INSURANCE COMPANY	CT		.0	.0	.0	.0	.0	.0	.0	.0	.0	.0	.5	(5)	.0	.0	
23-0902325	14168	HARLEYSVILLE MUTUAL INSURANCE COMPANY	PA		.0	.0	.0	.0	.0	.0	.0	.0	.0	.0	.141	(141)	.0	.0	
06-0383750	19682	HARTFORD FIRE INSURANCE COMPANY	CT		2,245	(195)	232	3,864	51	398	17	(68)	4,299	(40)	126	4,213	.0	.0	
06-0384680	11452	HARTFORD STEAM BOILER INSPECTION AND INS.	IL		7,720	160	.0	185	.0	.0	.0	2,944	3,289	438	1,607	1,244	.0	.0	
39-0491540	14184	HERITAGE MUTUAL INSURANCE COMPANY	WI		.0	.0	.0	.0	.0	.0	.0	.0	.0	.0	.1	(1)	.0	.0	
74-1502504	22497	HIGHLAND UNDERWRITERS INSURANCE COMPANY	TX		.0	.0	.0	.5	.0	.2	.0	.18	.0	.0	.18	.0	.18	.0	
74-1296673	22489	HIGHLANDS INSURANCE COMPANY	TX		.0	.53	.0	.20	.0	.12	.0	.85	.0	.0	.97	(12)	.0	.0	
59-1027412	22578	HORACE MANN INSURANCE COMPANY	IL		.0	.10	.0	.0	.0	.0	.0	.10	.0	.0	.6	.4	.0	.0	
23-1740414	22705	INA REINSURANCE COMPANY	PA		.0	463	.77	37,782	.0	23	.0	.0	38,345	.0	854	37,491	.0	.0	
35-0410420	14265	INDIANA LUMBERMEN'S MUTUAL INSURANCE COM.	IN		.0	.0	.0	.0	.0	.0	.0	.0	.0	.0	.0	.0	.0	.0	
23-0723970	22713	INSURANCE COMPANY OF NORTH AMERICA	PA		.0	.0	.0	.0	.0	.0	.0	.0	.0	.0	.3	(3)	.0	.0	
95-2769232	27847	INSURANCE COMPANY OF THE WEST	CA		.0	.0	.0	.0	.0	.0	.0	.0	.0	.0	.0	.0	.0	.0	
36-3030511	37257	INSURANCE CORPORATION OF HANNOVER	CA		.0	.0	.0	.0	.0	.0	.0	.0	.0	.0	.0	.0	.0	.0	
22-1626385	11584	INTEGRITY INSURANCE COMPANY	NJ		.0	.0	.0	.0	.0	.0	.0	.0	.0	.0	.3	(3)	.0	.0	
36-6067575	24139	INTERNATIONAL BUSINESS & MERCHANTS REINS.	IL		.0	.30	.0	2,027	.0	.0	.0	.0	2,057	.0	2,057	.0	.0	.0	
36-6033855	22837	INTERSTATE REINSURANCE COMPANY	IL		.0	(1)	.0	.5	.0	.2	.0	.6	.0	.0	.6	.0	.6	.0	
13-5556470	11630	JEFFERSON INSURANCE COMPANY OF NEW YORK	NY		.0	.0	.0	.0	.0	.0	.0	.0	.0	.0	.48	(48)	.0	.0	
36-2674180	21180	JOHN DEERE INSURANCE COMPANY	IL		.0	.0	.0	.0	.0	.0	.0	.0	.0	.0	.3	(3)	.0	.0	
36-2667627	22969	KEMPER REINSURANCE COMPANY	IL		.0	(52)	.76	5,078	.0	.0	.0	.0	5,102	(14)	263	4,853	.0	.0	
36-2667627	22969	KEMPER REINSURANCE COMPANY	IL		.0	.31	.8	5,776	.0	.0	.0	.0	5,815	.0	.0	5,815	.0	.0	
72-0232830	18295	LAFAYETTE INSURANCE COMPANY	LA		.0	.0	.0	.0	.0	.0	.0	.0	.0	.0	.42	(42)	.0	.0	
04-1543470	23043	LIBERTY MUTUAL INSURANCE COMPANY	MA		175	.0	.0	.14	.0	.0	.0	.14	.0	.0	11,468	(11,454)	.0	.0	
23-2023242	33855	LINCOLN GENERAL INSURANCE COMPANY	PA		.0	.0	.0	.0	.0	.0	.0	.0	.0	.0	.14	(14)	.0	.0	
34-0368340	23086	LMI INSURANCE COMPANY	OH		.0	.0	.0	.0	.0	.0	.0	.0	.0	.0	.117	(117)	.0	.0	
36-3347420	23876	MAPPRE REINSURANCE CORPORATION	NJ		.73	.0	.0	.0	.0	.0	.9	.0	.9	.0	.9	.9	.0	.0	
13-2774175	29998	MARINE INDEMNITY INSURANCE COMPANY OF AM.	NC		.0	.10	.0	.0	.0	.0	.0	.10	.0	.0	.10	.0	.10	.0	
52-0403120	19356	MARYLAND CASUALTY COMPANY	MD		.0	.0	.2	.0	.0	.0	.0	.2	.0	.0	.110	(108)	.0	.0	
13-5328670	25062	MERCANTILE & GENERAL REINSURANCE CO OF A.	NJ		.0	.5	(5)	1,568	.0	.0	.0	.0	1,568	(2)	.0	1,570	.0	.0	
16-0550140	23329	MERCHANTS MUTUAL INSURANCE COMPANY	NY		.0	.0	.0	.0	.0	.0	.0	.0	.0	.0	.68	(68)	.0	.0	
35-0913391	23345	MERIDIAN MUTUAL INSURANCE COMPANY	IN		.0	.0	.0	.0	.0	.0	.0	.0	.0	.0	.3	(3)	.0	.0	
13-2915260	34339	METROPOLITAN REINSURANCE COMPANY	NY		.0	.0	.1	.0	.0	.0	.0	.1	.0	.0	.1	.1	.0	.0	
38-0828980	14508	MICHIGAN MILLERS MUTUAL INSURANCE COMPAN	MI		.0	.0	.0	.0	.0	.0	.0	.0	.0	.0	.34	(34)	.0	.0	
38-0829210	23396	MICHIGAN MUTUAL INSURANCE COMPANY	MI		.0	.0	.0	.0	.0	.0	.0	.0	.0	.0	.0	.0	.0	.0	
13-1958482	11967	MONARCH INSURANCE COMPANY OF OHIO	CT		.0	.0	.0	.26	.0	.16	.0	.42	.0	.0	.42	.42	.0	.0	
35-1322669	32506	MONROE GUARANTY INSURANCE COMPANY	IN		.0	.0	.0	.0	.0	.0	.0	.0	.0	.0	.32	(32)	.0	.0	
13-2798872	32190	MONY REINSURANCE CORPORATION	NY		.0	.17	.1	3,449	.0	.0	.0	.0	3,467	.0	.0	3,467	.0	.0	
31-4259550	14621	MOTORISTS MUTUAL INSURANCE COMPANY	OH		.0	.0	.0	.0	.0	.0	.0	.0	.0	.0	.36	(36)	.0	.0	
38-0855585	22012	MOTORS INSURANCE CORPORATION	MI		.0	.0	.0	.0	.0	.0	.0	.0	.0	.0	.0	.0	.0	.0	

40.2

**ANNUAL STATEMENT FOR THE YEAR 2002 OF THE NATIONWIDE MUTUAL INSURANCE COMPANY**

**SCHEDULE F - PART 3**

Ceded Reinsurance as of December 31, Current Year (000 Omitted)

1 Federal ID Number	2 NAIC Company Code	3 Name of Reinsurer	4 Domiciliary Jurisdiction	5 Reinsurance Contracts Ceding 75% or More of Direct Premiums Written	6 Reinsurance Premiums Ceded	7 Reinsurance Recoverable On									8 Reinsurance Payable		18 Net Amount Recoverable From Reinsurers Cols. 15 - [16 + 17]	19 Funds Held By Company Under Reinsurance Treaties	
						7 Paid Losses	8 Paid LAE	9 Known Case Loss Reserves	10 Known Case LAE Reserves	11 IBNR Loss Reserves	12 IBNR LAE Reserves	13 Unearned Premiums	14 Contingent Commissions	15 Cols. 7 thru 14 Totals	16 Ceded Balances Payable	17 Other Amounts Due to Reinsurers			
13-5669461	12017	MUNICH REINS UNITED STATES	NY		0	0	0	0	0	0	0	0	0	0	0	0	49	(49)	0
41-0121640	23647	MUTUAL SERVICE INSURANCE GROUP	MN		0	(1)	5	0	32	0	0	0	0	0	36	(1)	84	(47)	47
84-0982643	16217	NATIONAL FARMERS UNION PROPERTY & CASUAL	CO		0	0	0	0	0	0	0	0	0	0	0	0	28	(28)	0
13-1988169	34835	NATIONAL REINSURANCE CORPORATION	CT		0	0	0	0	0	0	0	0	0	0	0	0	260	(260)	0
25-0687550	19445	NATIONAL UNION FIRE INSURANCE COMPANY	NY		0	228	0	407	0	235	0	0	0	0	870	0	0	870	0
13-3138390	42307	NAVIGATORS INSURANCE COMPANY	NY		0	0	0	0	0	0	0	0	0	0	0	0	489	(489)	0
13-2721570	28622	NEW REINSURANCE CORPORATION	NJ		0	0	0	0	0	0	0	0	0	0	0	0	1	(1)	0
02-0342937	24171	NETHERLANDS INSURANCE COMPANY	NH		0	0	0	0	0	0	0	0	0	0	0	0	9	(9)	0
06-1053492	41629	NEW ENGLAND REINSURANCE CORPORATION	MA		0	140	1	17,357	0	146	1	0	0	0	17,645	0	292	17,353	0
02-0172170	23841	NEW HAMPSHIRE INSURANCE COMPANY	NY		0	0	0	0	0	0	0	0	0	0	0	0	49	(49)	0
13-1290712	20583	NORTH AMERICAN CO FOR PROPERTY & CASUALTY	CT		73	10	0	3,743	0	0	0	0	2	0	3,755	0	0	3,755	0
02-0311919	29874	NORTH AMERICAN SPECIALITY INSURANCE COMP.	NH		0	0	0	0	0	0	0	0	0	0	0	0	5	(5)	0
56-0586973	14842	NORTH CAROLINA FARM BUREAU MUTUAL INSURA.	NC		0	0	0	0	0	0	0	0	0	0	0	0	3	(3)	0
13-2930109	22047	NORTH STAR REINSURANCE CORPORATION	NJ		0	(169)	83	966	0	20	0	0	0	0	900	0	0	900	0
39-0509630	23914	NORTHWESTERN NATL. INS CO. OF MILWAUKEE	OH		0	32	0	14	0	10	0	0	0	0	56	0	0	56	0
47-0698507	23680	ODYSSEY AMERICA REINSURANCE CORPORATION	CT		158	2	1	14	0	0	0	5	0	22	0	0	0	22	0
13-2781282	25070	ODYSSEY REINSURANCE CORPORATION	NY		1,099	34	1	18,089	0	63	1	41	0	18,229	(1)	3	18,227	0	
31-0396250	24074	OHIO CASUALTY INSURANCE COMPANY	OH		0	0	0	0	0	0	0	0	0	0	0	0	434	(434)	0
34-4320350	10202	OHIO MUTUAL INSURANCE COMPANY	OH		0	0	0	0	0	0	0	0	0	0	0	0	17	(17)	0
73-0540035	21563	OKLAHOMA FARM BUREAU MUTUAL INSURANCE CO.	OK		0	0	0	0	0	0	0	0	0	0	0	0	1	(1)	0
25-0410420	24147	OLD REPUBLIC INSURANCE COMPANY	PA		0	11	21	1,614	0	94	2	0	0	1,742	(2)	32	1,712	0	
04-2475442	20621	ONE BEACON INSURANCE	MA		0	83	1	6,909	0	83	0	0	0	6,993	0	83	6,910	(1)	
95-3290010	40550	PACIFIC PIONEER INSURANCE COMPANY	CA		0	0	0	0	0	0	0	0	0	0	0	0	1	(1)	0
13-3531373	10006	PARTNER RE INSURANCE COPANY OF NEW YORK	CT		0	(83)	67	1,271	0	0	0	0	0	1,255	(22)	0	1,277	0	
13-3031176	02671	PARTNER REINSURANCE OF US	CT		2,019	0	0	925	1	0	0	0	888	1,814	0	0	1,814	0	
23-0959220	14974	PENNSYLVANIA LUMBERMENS MUTUAL	PA		0	0	0	0	0	0	0	0	0	0	0	0	47	(47)	0
23-1642962	12262	PENNSYLVANIA MANUFACTURERS' ASSN INSURAN.	PA		0	5	14	852	0	0	0	0	0	871	0	4	867	0	
24-0686200	14982	PENNSYLVANIA MILLERS MUTUAL INSURANCE CO.	PA		0	(1)	0	0	0	0	0	0	0	0	0	0	9	(9)	0
23-0961349	14990	PENNSYLVANIA NATIONAL MUTUAL CASUALTY	PA		0	0	0	0	0	0	0	0	0	0	0	0	7	(7)	0
42-0223390	13714	PHARMACISTS MUTUAL INSURANCE COMPANY	IA		0	0	0	0	0	0	0	0	0	0	0	0	22	(22)	0
23-2153760	39675	PHILADELPHIA MANUFACTURERS MUTUAL INSURA.	PA		0	0	0	0	0	0	0	0	0	0	0	0	2	(2)	0
23-1620930	12319	PHILADELPHIA REINSURANCE CORPORATION	PA		0	1,234	18	23,137	0	335	0	0	0	24,724	0	3,346	21,378	0	
06-1206728	29807	PHOENIX REINSURANCE COMPANY	NY		0	0	0	4	0	0	0	0	0	4	0	0	4	0	0
23-2153760	39675	PMA REINSURANCE CORPORATION	PA		1,213	(39)	75	6,205	0	0	0	0	48	6,289	(43)	0	6,332	0	
15-0420080	15024	PREFERRED MUTUAL INSURANCE COMPANY	NY		0	0	0	0	0	0	0	0	0	0	0	0	1	(1)	0
42-0645088	15032	PREFERRED RISK MUTUAL INSURANCE COMPANY	IA		0	0	0	0	0	0	0	0	0	0	0	0	1	(1)	0
36-1649210	29467	PROTECTION MUTUAL INSURANCE COMPANY	IL		0	0	0	0	0	0	0	0	0	0	0	0	89	(89)	0
22-2053189	32352	PRUDENTIAL PROPERTY AND CASUALTY INSURAN.	NJ		0	0	0	0	0	0	0	0	0	0	0	0	319	(319)	0
13-1188550	15059	PUBLIC SERVICE MUTUAL INSURANCE COMPANY	NY		0	10	0	0	0	0	0	0	0	10	0	0	22	(12)	0
13-3333610	35157	PUTNAM REINSURANCE COMPANY	NY		0	0	0	0	0	166	3	0	0	169	0	0	169	0	0
06-1206728	29807	PYRE REINSURANCE CORPORATION	NJ		1,332	0	0	0	0	0	0	52	0	52	0	0	52	0	0
74-1280541	24384	RANGER INSURANCE COMPANY	TX		0	0	0	0	0	0	0	0	0	0	0	0	317	(317)	0
23-0580680	24457	RELIANCE INSURANCE CO.	PA		0	0	0	0	0	0	0	0	0	0	0	0	331	(331)	0
95-2801326	22179	REPUBLIC INDEMNITY COMPANY OF AMERICA	CA		0	17	0	5	0	2	0	0	0	24	0	0	24	0	0
75-1670124	38318	REPUBLIC INSURANCE COMPANY	TX		0	22	0	5	0	22	0	0	0	27	0	0	27	0	0
86-0274508	31089	REPUBLIC WESTERN INSURANCE COMPANY	AZ		0	1	0	0	0	0	0	0	0	1	0	0	0	1	0
37-0915434	13056	RLI INSURANCE COMPANY	IL		0	0	0	0	0	0	0	0	0	0	0	0	0	0	0
36-2722478	26980	ROYAL INSURANCE COMPANY OF AMERICA	NC		0	0	0	0	0	0	0	0	0	0	0	0	1,153	(1,153)	0
13-3031176	38636	SAFR REINSURANCE CORPORATION OF THE US	NY		0	4	(4)	0	0	0	0	0	0	0	0	0	0	0	0
75-1444207	30058	SCOR REINSURANCE COMPANY	NY		2,633	(1)	1	1,809	0	0	0	99	0	1,908	0	0	1,908	0	0
39-0355180	22543	SECURA INSURANCE A MUTUAL COMPANY	WI		0	0	0	0	0	0	0	0	0	0	0	0	1	(1)	0
06-0529570	24902	SECURITY INSURANCE CO OF HARTFORD	CT		0	0	0	0	0	0	0	0	0	0	0	0	43	(43)	0
15-0442730	15113	SECURITY MUTUAL INSURANCE COMPANY	NY		0	0	0	0	0	0	0	0	0	0	0	0	4	(4)	0
13-2941133	10936	SENECA INSURANCE COMPANY INC.	NY		0	0	0	0	0	0	0	0	0	0	0	0	16	(16)	0
39-0333950	24988	SENTRY INSURANCE, A MUTUAL COMPANY	WI		0	0	0	4	0	0	0	0	0	4	0	0	4	0	0
43-0613000	23388	SHELTER MUTUAL INSURANCE COMPANY	MO		53	0	0	0	0	0	0	0	0	0	0	0	0	0	0
47-0574325	32603	SIGNET REINSURANCE COMPANY	NJ		0	0	0	0	0	27	1	0	0	28	0	0	0	28	0
47-0574325	32603	SIGNET STAR REINSURANCE CORP.	NJ		0	8	1	2,362	0	0	0	0	0	2,371	(15)	0	2,386	0	0
06-1243827	26107	SKANDIA U.S. INSURANCE COMPANY	FL		0	0	0	0	0	0	0	0	0	0	0	0	416	(416)	0

40.3

**ANNUAL STATEMENT FOR THE YEAR 2002 OF THE NATIONWIDE MUTUAL INSURANCE COMPANY**

**SCHEDULE F - PART 3**

Ceded Reinsurance as of December 31, Current Year (000 Omitted)

1 Federal ID Number	2 NAIC Company Code	3 Name of Reinsurer	4 Domiciliary Jurisdiction	5 Reinsurance Contracts Ceding 75% or More of Direct Premiums Written	6 Reinsurance Premiums Ceded	Reinsurance Recoverable On										Reinsurance Payable		18 Net Amount Recoverable From Reinsurers Cols. 15 - [16 + 17]	19 Funds Held By Company Under Reinsurance Treaties
						7 Paid Losses	8 Paid LAE	9 Known Case Loss Reserves	10 Known Case LAE Reserves	11 IBNR Loss Reserves	12 IBNR LAE Reserves	13 Unearned Premiums	14 Contingent Commissions	15 Cols. 7 thru 14 Totals	16 Ceded Balances Payable	17 Other Amounts Due to Reinsurers			
13-3029255	39322	SOREMA NORTH AMERICA REINSURANCE COMPANY	NY		.1	729	212	1,041	294	139	(1)			2,414	(17)	6,974	(4,543)	.0	
41-0406690	24767	ST PAUL FIRE & MARINE INSURANCE COMPANY	MN		837	123	24	559	.0	.0	.0	.0	.0	745	.0	596	149	.0	
41-0406690	24767	ST PAUL REINSURANCE MANAGEMENT CORPORATI	MN		2,041	(21)	52	3,089	.0	.0	.0	.0	.0	3,198	(8)	.0	3,206	.0	
41-1230819	30481	ST. PAUL SURPLUS LINES INSURANCE COMPANY	MN		.0	.0	.0	.0	.0	.0	.0	.0	.0	.0	.0	.0	(40)	.0	
31-4316080	25135	STATE AUTOMOBILE MUTUAL INSURANCE COMPAN	OH		.0	.0	.0	.0	.0	.0	.0	.0	.0	.0	.0	.0	(1)	.0	
22-3291862	12777	SUN INSURANCE COMPANY OF NEW YORK	NY		.0	.0	.0	.0	.0	.0	.0	.0	.0	.0	.0	.0	(8)	.0	
13-1675535	25364	SWISS REINSURANCE AMERICA CORPORATION	NY		1,715	.0	.0	2,284	.0	.0	.0	.0	.0	2,356	(1)	1,150	1,207	.0	
23-1641984	10219	SYDNEY REINSURANCE CORPORATION	NY		.0	.0	.0	.1	.0	.0	.0	.0	.0	.0	.0	.0	.1	.0	
13-6104559	10669	THE CHURCH INSURANCE COMPANY	NY		.0	.0	.0	.0	.0	.0	.0	.0	.0	.0	.0	.0	.88	(88)	
13-1958482	11967	THE GENERAL STAR NATIONAL INSURANCE COMP	CT		.0	60	.0	.0	.0	.0	.0	.0	.0	60	.0	.0	.60	.0	
02-0308052	22527	THE HOME INSURANCE COMPANY	NY		.0	.0	.0	6,807	.0	95	.0	.0	.0	6,902	.0	1,803	5,099	.0	
13-5540698	19429	THE INSURANCE COMPANY OF THE STATE OF PE	NY		.0	.0	.0	.0	.0	.0	.0	.0	.0	.0	.0	.0	581	(581)	
13-5339725	18341	THE INSURANCE CORPORATION OF NEW YORK	NY		.0	4	(4)	.0	.0	.0	.0	.0	.0	.0	.0	.0	174	(174)	
23-0902310	18899	THE MUTUAL ASSURANCE COMPANY	PA		.0	.0	.0	.0	.0	.0	.0	.0	.0	.0	.0	.0	.0	.0	
06-0303275	25623	THE PHOENIX INSURANCE COMPANY	CT		.0	.0	.0	82	.0	23	.0	.0	.0	105	.0	.0	105	.0	
13-2758523	20362	THE SUMITWO MARINE AND FIRE INSURANCE CO.	NY		28	.0	.0	18	.0	.0	.0	.0	.0	19	.0	.0	19	.0	
06-0566050	25658	THE TRAVELERS INDEMNITY COMPANY	CT		.0	.0	.0	.1	.0	42	.1	.0	.0	44	.0	.0	773	(729)	
06-0566090	39357	THE TRAVELERS INSURANCE COMPANY (ACCIDEN	CT		.0	.0	.0	.0	.0	.0	.0	.0	.0	.0	.0	.0	1,596	(1,596)	
13-2554270	11126	THE YASUDA FIRE AND MARINE INSURANCE COM	NY		.0	.0	.0	.0	.0	.0	.0	.0	.0	.0	.0	.0	.0	.0	
94-1517098	25534	TIG INSURANCE COMPANY	TX		.0	.0	.0	.0	.0	.0	.0	.0	.0	.0	.0	.0	747	(747)	
13-2918573	42439	TOA-RE INSURANCE COMPANY OF AMERICA	NJ		563	.1	(2)	94	.0	.0	.0	.0	.0	113	.0	.0	113	.0	
13-6108722	12904	TOKIO MARINE & FIRE INSURANCE COMPANY LT	NY		.0	.0	.0	.0	.0	.0	.0	.0	.0	.0	.0	.0	149	(149)	
94-1517098	25534	TRANSAMERICA INSURANCE COMPANY	CA		.0	.0	.0	.0	.0	.0	.0	.0	.0	.0	.0	.0	.0	.0	
47-0698507	23680	TRANSAMERICA REINSURANCE COMPANY	CT		.0	(144)	.0	142	.0	.0	.0	.0	.0	(2)	.0	.0	(2)	.0	
13-5616275	19453	TRANSATLANTIC REINSURANCE COMPANY	NY		5,814	(52)	84	5,910	.1	610	10	1,071	.0	7,634	4	.0	7,630	.0	
75-0784127	33014	TRANSPORT INSURANCE CO.	TX		.0	.0	.0	83	.0	37	.0	.0	.0	120	.0	.0	120	.0	
06-1286276	36153	TRAVELERS CASUALTY & SURETY COMPANY	CT		.0	(18)	24	3,113	.0	.0	.0	.0	.0	3,119	.0	.0	707	2,412	
00-0000000	01899	TRAVELERS GROUP	CT		.0	.0	.0	.0	.0	.0	.0	.0	.0	.0	.0	.0	435	(435)	
06-1117063	34894	TRENWICK AMERICA REINSURANCE CORPORATION	CT		.0	(114)	.0	617	.0	.0	.0	.0	.0	615	.0	.0	615	.0	
98-0033230	33421	TRYGG-HANSA	NY		.0	.0	.0	.0	.0	.0	.0	.0	.0	.0	.0	.0	17	(17)	
02-0349547	38032	U S INTERNATIONAL REINSURANCE COMPANY	NY		.0	.0	.0	.0	.0	45	.1	.0	.0	46	.0	.0	46	.0	
16-0366830	22314	UNDERWRITERS REINSURANCE COMPANY	CA		59	.0	.0	771	.0	.0	.0	.0	.0	773	(2)	.11	764	.0	
91-6027360	25747	UNIGARD INSURANCE COMPANY	WA		.0	17	.0	.0	.0	.0	.0	.0	.0	17	.0	3,190	(3,173)	.0	
13-2953213	36048	UNIONE ITALIANA REINSURANCE COMPANY OF A	NY		.0	.0	.0	2	.0	.0	.0	.0	.0	2	.0	.0	2	.0	
13-2592779	15741	UNITED COMMUNITY INSURANCE COMPANY	NY		.0	.0	.0	.0	.0	.0	.0	.0	.0	.0	.0	.0	111	(111)	
42-0644327	13021	UNITED FIRE & CASUALTY COMPANY	IA		.0	.0	.0	399	.0	.0	.0	.0	.0	399	(1)	.1	399	.0	
42-0644327	13021	UNITED FIRE & CASUALTY COMPANY, (FF & H)	IA		.0	.0	.0	.1	.0	.0	.0	.0	.0	.0	.0	.0	.1	.0	
74-0959140	25941	UNITED SERVICES AUTO ASSOCIATION	TX		.0	.0	.0	.0	.0	.0	.0	.0	.0	.0	.0	.0	6	(6)	
52-0515280	25887	UNITED STATES FIDELITY & GUARANTY COMPAN	MD		.0	.0	.0	2,594	.0	.0	.0	.0	.0	2,594	.0	.13	2,581	.0	
23-1383313	25895	UNITED STATES LIABILITY INSURANCE	PA		.0	.0	.0	.0	.0	.0	.0	.0	.0	.0	.0	.0	30	(30)	
66-0313825	31704	UNIVERSAL INSURANCE COMPANY	ZZ		.0	.0	.0	.0	.0	.0	.0	.0	.0	.0	.0	.0	5	(5)	
13-5460630	23949	UNIVERSAL REINSURANCE CORPORATION	OH		.0	81	.0	6	.0	.0	.0	.0	.0	87	.1	.0	86	.0	
36-3139101	40843	UNIVERSAL UNDERWRITERS OF TEXAS INSURANC	TX		.0	.0	.0	.0	.0	.0	.0	.0	.0	.0	.0	.0	.0	.0	
15-0476540	15326	UTICA FIRST INSURANCE COMPANY	NY		.0	.0	.0	.0	.0	.0	.0	.0	.0	.0	.0	.0	.0	.0	
15-0476880	25976	UTICA MUTUAL INSURANCE COMPANY	NY		.0	.0	.0	.0	.0	.0	.0	.0	.0	.0	.0	.0	.0	.0	
63-0598629	11762	VESTA FIRE INSURANCE CORPORATION	AL		.0	.0	.0	.0	.0	.0	.0	.0	.0	.0	.0	.0	3	(3)	
36-3186541	40827	VIRGINIA SURETY COMPANY INC	IL		.0	.0	.0	.0	.0	.0	.0	.0	.0	.0	.0	.0	.0	.0	

40.4

**ANNUAL STATEMENT FOR THE YEAR 2002 OF THE NATIONWIDE MUTUAL INSURANCE COMPANY**

**SCHEDULE F - PART 3**

**Ceded Reinsurance as of December 31, Current Year (000 Omitted)**

1 Federal ID Number	2 NAIC Company Code	3 Name of Reinsurer	4 Domiciliary Jurisdiction	5 Reinsurance Contracts Ceding 75% or More of Direct Premiums Written	6 Reinsurance Premiums Ceded	Reinsurance Recoverable On										Reinsurance Payable		18 Net Amount Recoverable From Reinsurers Cols. 15 - [16 + 17]	19 Funds Held By Company Under Reinsurance Treaties
						7 Paid Losses	8 Paid LAE	9 Known Case Loss Reserves	10 Known Case LAE Reserves	11 IBNR Loss Reserves	12 IBNR LAE Reserves	13 Unearned Premiums	14 Contingent Commis-sions	15 Cols. 7 thru 14 Totals	16 Ceded Balances Payable	17 Other Amounts Due to Reinsurers			
39-0698170	15350	WEST BEND MUTUAL INSURANCE COMPANY	WI		0	0	0	0	0	0	0	0	0	0	0	0	96	(96)	0
94-0971150	70335	WEST COAST LIFE INS CO	CA		0	0	0	0	0	0	0	0	0	0	0	0	15	(15)	0
13-3440360	29700	WESTERN ATLANTIC REINSURANCE CORPORATION	NH		0	(25)	27	41	0	0	0	0	0	43	0	0	43		0
13-3531373	10006	WINTERTHUR SWISS INSURANCE COMPANY	NY		0	0	0	0	0	0	0	0	0	0	0	0	0	0	0
13-3531373	10006	WINTERTHUR SWISS INSURANCE COMPANY - US	NY		0	24	0	2,497	0	0	0	0	0	2,521	0	0	2,521		0
13-1290712	20583	XL REINSURANCE AMERICA INC	CT		2,100	246	(5)	9,473	31	0	0	58	0	9,803	(35)	0	9,838		0
94-1590201	26220	YOSEMITE INSURANCE COMPANY	IN		0	0	0	0	0	0	0	0	0	0	0	0	148	(148)	0
36-2781080	27855	ZURICH AMERICAN GROUP	IL		0	0	0	0	0	0	0	0	0	0	0	0	63	(63)	0
36-2781080	27855	ZURICH AMERICAN INSURANCE COMPANY OF ILL	IL		0	0	0	0	0	0	0	0	0	0	0	0	89	(89)	0
36-1999760	16535	ZURICH INSURANCE COMPANY-UNITED STATES	NY		0	1	0	0	0	0	0	0	0	1	0	0	805	(804)	0
06-1325038	39136	ZURICH REINSURANCE COMPANY OF AMERICA	NY		328	0	0	0	0	0	0	0	0	0	0	0	0	0	0
06-1325038	39136	ZURICH REINSURANCE COMPANY OF NY	NY		0	0	0	101	0	0	0	0	0	101	0	0	0	101	0
0599998 - Other U.S. Unaffil Insurers (Under \$100,000)														0		0			0
0599999 - Authorized - Other U.S. Unaffiliated Insurers					71,019	8,856	1,793	340,091	926	50,069	(756)	8,421	87	409,486	1,551	75,299	332,638	38	
AUTHORIZED-POOLS-MANDATORY PARTICIPATION																			
AA-9991100	00000	ALABAMA CAIP	AL		0	0	0	0	0	0	0	0	0	0	0	0	3	(3)	0
AA-9991102	00000	ARIZONA CAIP	AZ		0	0	0	0	0	0	0	0	0	0	0	0	1	(1)	0
AA-9991103	00000	ARKANSAS CAIP	AR		0	0	0	0	0	0	0	0	0	0	0	0	0	0	0
AA-9991105	00000	CALIFORNIA COMMERCIAL AUTO INS PROCEDURE	CA		0	0	0	0	0	0	0	0	0	0	0	0	364	(364)	0
AA-9991107	00000	COLORADO CAIP	CO		0	0	0	0	0	0	0	0	0	0	0	0	7	(7)	0
AA-9991108	00000	CONNECTICUT CAIP	CT		0	0	0	0	0	0	0	0	0	0	0	0	276	(276)	0
AA-9991202	00000	CONNECTICUT FAIR PLAN	CT		0	0	0	0	0	0	0	0	0	0	0	0	166	(166)	0
AA-9991110	00000	DELAWARE CAIP	DE		0	0	0	0	0	0	0	0	0	0	0	0	138	(138)	0
AA-9991110	00000	DELAWARE INSURANCE PLACEMENT FACILITY	DE		0	0	0	0	0	0	0	0	0	0	0	0	51	(51)	0
AA-9991204	00000	DISTRICT OF COLUMBIA PROPERTY INSURANCE	DC		0	0	0	0	0	0	0	0	0	0	0	0	24	(24)	0
AA-9991310	00000	FLORIDA HURRICANE CATASTROPHE FUND	FL		2,634	0	0	0	0	0	0	0	0	0	0	0	0	0	0
AA-9991112	00000	GEORGIA CAIP	GA		0	21	0	132	0	(17)	0	0	0	136	0	19	117	0	
AA-9991114	00000	IDAHO CAIP	IA		0	0	0	0	0	0	0	0	0	0	0	0	0	0	0
AA-9991115	00000	ILLINOIS CAIP	IL		0	0	0	0	0	0	0	0	0	0	0	0	15	(15)	0
AA-9991500	00000	ILLINOIS MINE SUBSIDENCE FUND	IL		13	0	0	63	0	1	0	7	0	71	8	0	63	0	0
AA-9991117	00000	INDIANA CAIP	IN		0	0	0	0	0	0	0	0	0	0	0	0	1	(1)	0
AA-9991501	00000	INDIANA MINE SUBSIDENCE FUND	IN		15	0	0	0	0	1	0	7	0	8	1	0	8	0	0
AA-9991118	00000	IOWA CAIP	IA		0	0	0	0	0	0	0	0	0	0	0	0	9	(9)	0
AA-9991119	00000	KANSAS CAIP	KS		0	0	0	0	0	0	0	0	0	0	0	0	38	(38)	0
AA-9991120	00000	KENTUCKY CAIP	KY		0	0	0	0	0	0	0	0	0	0	0	0	12	(12)	0
AA-9991502	00000	KENTUCKY MINE SUBSIDENCE FUND	KY		13	0	0	0	0	2	0	7	0	9	2	0	7	0	0
AA-9991121	00000	LOUISIANA CAIP	LA		0	0	0	0	0	0	0	0	0	0	0	0	4	(4)	0
AA-9991122	00000	MAINE CAIP	ME		0	0	0	0	0	0	0	0	0	0	0	0	1	(1)	0
AA-9991212	00000	MARYLAND FAIR PLAN	MD		0	0	0	0	0	0	0	0	0	0	0	0	171	(171)	0
AA-9991161	00000	MASSACHUSETTS MOTOR VEHICLE REINS FAC	MA		0	(28)	0	593	0	(135)	(2)	0	0	428	0	48	380	0	0
AA-9991159	00000	MICHIGAN CLAIMS CAT FUND	MI		7,899	2,012	0	23,348	0	1,850	0	0	0	27,210	0	0	27,210	0	0
AA-9991125	00000	MINNESOTA CAIP	MN		0	0	0	0	0	0	0	0	0	0	0	0	9	(9)	0
AA-9991423	00000	MINNESOTA WORKERS COMPENSATION REINSURAN	MN		0	377	0	2,377	0	0	0	22	0	2,776	0	0	2,776	0	0
AA-9991127	00000	MISSISSIPPI CAIP	MS		0	0	0	0	0	0	0	0	0	0	0	0	7	(7)	0
AA-9992055	00000	MISSISSIPPI RURAL RISK UNDERWRITING ASSN	MS		0	0	0	0	0	0	0	0	0	0	0	0	68	(68)	0
AA-9991217	00000	MISSOURI PROPERTY INS PLACEMENT FACILITY	MO		0	0	0	0	0	0	0	0	0	0	0	0	27	(27)	0
AA-9991129	00000	MONTANA CAIP	MT		0	0	0	0	0	0	0	0	0	0	0	0	0	0	0
AA-9992118	00000	NATIONAL WORKERS' COMPENSATION POOL	NY		0	0	0	0	0	0	0	0	0	0	0	62,128	(62,128)	0	0
AA-9991130	00000	NEBRASKA CAIP	NE		0	0	0	0	0	0	0	0	0	0	0	0	13	(13)	0
AA-9991132	00000	NEW HAMPSHIRE AUTO REINSURANCE FACILITY	NH		1,822	412	0	474	0	168	5	412	1,471	508	0	0	964	0	0
AA-9991134	00000	NEW JERSEY CAIP	NJ		0	0	0	0	0	0	0	0	0	0	0	0	20	(20)	0
AA-9991134	00000	NEW JERSEY INSURANCE UNDERWRITING ASSOCI	NJ		0	0	0	0	0	0	0	0	0	0	0	135	(135)	0	0
AA-9991160	00000	NEW JERSEY UNSATISFIED CLAIM AND JUDGMENT	NJ		0	44	0	11,366	0	0	0	0	0	11,410	0	0	11,410	0	0
AA-9991136	00000	NEW MEXICO CAIP	NM		0	0	0	0	0	0	0	0	0	0	0	0	0	0	0
AA-9991137	00000	NEW YORK SPECIAL RISK (JUA)	NY		0	0	0	0	0	0	0	0	0	0	0	0	317	(317)	0
AA-9991221	00000	NORTH CAROLINA (JUA) FAIR PLAN	NC		0	0	0	0	0	0	0	0	0	0	0	1,128	(1,128)	0	0
AA-9991304	00000	NORTH CAROLINA INS UND ASSOC BEACH PLAN	NC		0	0	0	0	0	0	0	0	0	0	0	2,703	(2,703)	0	0

40.5

ANNUAL STATEMENT FOR THE YEAR 2002 OF THE NATIONWIDE MUTUAL INSURANCE COMPANY

SCHEDULE F - PART 3

Ceded Reinsurance as of December 31, Current Year (000 Omitted)

1 Federal ID Number	2 NAIC Company Code	3 Name of Reinsurer	4 Domiciliary Jurisdiction	5 Reinsurance Contracts Ceding 75% or More of Direct Premiums Written	6 Reinsurance Premiums Ceded	Reinsurance Recoverable On										Reinsurance Payable		18 Net Amount Recoverable From Reinsurers Cols. 15 - [16 + 17]	19 Funds Held By Company Under Reinsurance Treaties
						7 Paid Losses	8 Paid LAE	9 Known Case Loss Reserves	10 Known Case LAE Reserves	11 IBNR Loss Reserves	12 IBNR LAE Reserves	13 Unearned Premiums	14 Contingent Commis-sions	15 Cols. 7 thru 14 Totals	16 Ceded Balances Payable	17 Other Amounts Due to Reinsurers			
AA-9991139	00000	NORTH CAROLINA REINSURANCE FACILITY	NC		106,076	17,560	0	36,747	0	10,488	803	29,584	0	95,182	19,385	90,186	(14,389)	0	
AA-9991140	00000	NORTH DAKOTA CAIP	ND		0	0	0	0	0	0	0	0	0	0	0	0	(2)	0	
AA-9991141	00000	OHIO CAIP	OH		0	0	0	0	0	0	0	0	0	0	0	1	(1)	0	
AA-9991503	00000	OHIO MINE SUBSIDENCE FUND	OH		109	0	(3)	0	0	16	5	53	0	71	23	0	48	0	
AA-9991148	00000	SOUTH CAROLINA REINSURANCE FACILITY	SC		0	(165)	1,733	0	0	(992)	(123)	0	0	453	0	2,093	(1,640)	0	
AA-9991150	00000	TENNESSEE COMMERCIAL AUTO INS PROCEDURE	TN		0	0	(600)	0	0	(9)	0	0	0	(609)	0	3	(612)	0	
AA-9991153	00000	VIRGINIA CAIP	VA		0	(4)	(277)	0	0	(26)	0	0	0	(307)	0	585	(892)	0	
AA-9991506	00000	WEST VIRGINIA MINE SUBSIDENCE	WV		345	0	58	0	0	29	11	178	0	276	58	0	218	0	
AA-9991157	00000	WISCONSIN SPECIAL RISK DIST PRGM	WI		0	0	0	0	0	0	0	0	0	0	0	5	(5)	0	
0699999 - Authorized - Pools - Mandatory Pools					118,927	20,230	0	76,012	0	11,376	701	30,269	0	138,588	19,985	160,779	(42,179)	0	
AUTHORIZED-POOLS-VOLUNTARY PARTICIPATION																			
AA-9995022	00000	EXCESS & CASUALTY REINSURANCE ASSOC (MEM)	NY		0	112	1	3,153	0	0	0	0	0	3,266	0	0	3,266	0	
AA-9995040	00000	POLLUTION LIABILITY INSURANCE ASSOCIATIO	IL		0	0	0	8	0	0	0	0	0	8	0	0	8	0	
0799999 - Authorized - Pools - Voluntary Pools					0	112	1	3,160	0	0	0	0	0	3,274	0	0	3,274	0	
AUTHORIZED-OTHER NON-U.S. INSURERS																			
AA-1128488	00000	ACE UNDERWRITING AGENCIES LIMITED-SYNDIC	ZZ		120	0	0	66	0	0	0	5	0	71	0	0	71	0	
AA-1122000	00000	AG WRIGHTON	ZZ		0	0	0	0	0	0	0	0	0	0	0	447	(447)	0	
AA-1122000	00000	AL STURGE	ZZ		0	0	0	0	0	0	0	0	0	0	0	4	(4)	0	
AA-1126376	00000	ALLEGHANY UNDERWRITING LIMITED-SYNDICATE	ZZ		44	0	0	10	0	0	0	0	0	10	0	0	10	0	
AA-1126609	00000	ATRIUM UNDERWRITING LIMITED-SYNDICATE #6	ZZ		2	0	0	0	0	0	0	0	0	0	0	0	0	0	
AA-1126570	00000	ATRIUM UNDERWRITING LTD SYNDICATE #570	ZZ		9	0	0	0	0	0	0	0	0	0	0	0	0	0	
AA-1126623	00000	BEAZLEY FURLONGE LIMITED-SYNDICATE #623	ZZ		191	0	0	0	0	0	0	9	0	9	0	0	9	0	
AA-1126780	00000	BF CAUDLE AGENCIES LTD.-SYNDICATE #780	ZZ		188	0	0	38	0	0	0	9	0	47	0	0	47	0	
AA-1128987	00000	BRIT SYNDICATES LIMITED-SYNDICATE #2987	ZZ		40	0	0	17	0	0	0	3	0	20	0	0	20	0	
AA-1127209	00000	BROCKBANK SYNDICATE #1209	ZZ		16	0	0	8	0	0	0	0	0	8	0	0	8	0	
AA-1126588	00000	BROCKBANK SYNDICATE MANAGEMENT LIMITED-S	ZZ		17	0	0	8	0	0	0	0	0	8	0	0	8	0	
AA-9995068	00000	CANADIAN AVIATION INSURANCE GROUP	ON		0	0	222	42	25	0	0	0	0	289	0	0	288	0	
AA-1128001	00000	CATHEDRAL SYNDICATE #2010	ZZ		123	0	0	19	0	0	0	5	0	24	0	0	24	0	
AA-1127003	00000	CATLIN UNDERWRITING AGENCIES LIMITED-SYN	ZZ		52	0	0	0	0	0	0	7	0	7	0	0	7	0	
AA-1128003	00000	CATLIN UNDERWRITING AGENCIES LIMITED-SYN	ZZ		52	0	0	0	0	0	0	7	0	7	0	0	7	0	
AA-1127096	00000	CHAUCER SYNDICATES LIMITED-SYNDICATE #10	ZZ		7	0	0	0	0	0	0	1	0	1	0	0	1	0	
AA-1127688	00000	COTEWORTH & CO LTD-SYNDICATE #1688	ZZ		21	0	0	10	0	0	0	0	0	10	0	0	10	0	
AA-1128027	00000	COX SYNDICATE MANAGEMENT-2027	ZZ		94	0	0	21	0	0	0	0	0	21	0	0	21	0	
AA-1122000	00000	E R H HILL	ZZ		0	0	0	0	0	0	0	0	0	0	0	31	(31)	0	
AA-1126994	00000	GREENWICH MANAGING AGENCY LTD-SYNDICATE	ZZ		15	0	0	0	0	0	0	1	0	1	0	0	1	0	
AA-1340125	00000	HANNOVER RUECKVERSICHERUNGS-AKTIEGESELL	ZZ		1,191	1	3,381	0	0	0	0	46	0	3,428	0	0	3,428	0	
AA-1128000	00000	HARRINGTON SYNDICATE #2000	ZZ		53	0	0	0	0	0	0	0	0	0	0	0	0	0	
AA-1126033	00000	HISCOX SYNDICATES LTD.-SYNDICATE #33	ZZ		62	0	0	8	0	0	0	2	0	10	0	0	10	0	
AA-1126205	00000	JAGO MANAGING AGENCY LTD-SYNDICATE #205	ZZ		43	0	0	21	0	0	0	0	0	21	0	0	21	0	
AA-1122000	00000	JB HOSE	ZZ		0	0	0	0	0	0	0	0	0	0	0	35	(35)	0	
AA-1126566	00000	LIMIT UNDERWRITING LTD.-SYNDICATE #566	ZZ		114	0	0	16	0	0	0	1	0	17	0	0	16	0	
AA-1126002	00000	LLOYD'S SYNDICATE #0002	EN		9	0	0	0	0	0	0	0	0	0	0	0	0	0	
AA-1126033	00000	LLOYD'S SYNDICATE #0033	EN		273	0	0	0	0	0	0	0	0	0	0	0	0	0	
AA-1126205	00000	LLOYD'S SYNDICATE #0205	EN		13	0	0	0	0	0	0	0	0	0	0	0	0	0	
AA-1126435	00000	LLOYD'S SYNDICATE #0435	EN		438	0	0	0	0	0	0	0	0	0	0	0	0	0	
AA-1126510	00000	LLOYD'S SYNDICATE # 0510	EN		208	0	0	0	0	0	0	0	0	0	0	0	0	0	
AA-1126557	00000	LLOYD'S SYNDICATE #0557	EN		110	0	0	0	0	0	0	0	0	0	0	0	0	0	
AA-1126566	00000	LLOYD'S SYNDICATE #0566	EN		53	0	0	0	0	0	0	0	0	0	0	0	0	0	
AA-1126570	00000	LLOYD'S SYNDICATE #0570	EN		7	0	0	0	0	0	0	0	0	0	0	0	0	0	
AA-1126623	00000	LLOYD'S SYNDICATE #0623	EN		285	0	0	0	0	0	0	0	0	0	0	0	0	0	
AA-1126780	00000	LLOYD'S SYNDICATE #0780	EN		6	0	0	0	0	0	0	0	0	0	0	0	0	0	
AA-1126807	00000	LLOYD'S SYNDICATE #0807	EN		10	0	0	0	0	0	0	0	0	0	0	0	0	0	
AA-1126958	00000	LLOYD'S SYNDICATE #0958	EN		3	0	0	0	0	0	0	0	0	0	0	0	0	0	
AA-1126990	00000	LLOYD'S SYNDICATE #0990	EN		9	0	0	0	0	0	0	0	0	0	0	0	0	0	
AA-1127003	00000	LLOYD'S SYNDICATE #1003	EN		19	0	0	0	0	0	0	0	0	0	0	0	0	0	
AA-1127007	00000	LLOYD'S SYNDICATE #1007	EN		5	0	0	0	0	0	0	0	0	0	0	0	0	0	
AA-1127096	00000	LLOYD'S SYNDICATE #1096	EN		29	0	0	0	0	0	0	0	0	0	0	0	0	0	
AA-1128001	00000	LLOYD'S SYNDICATE #2001	EN		20	0	0	0	0	0	0	0	0	0	0	0	0	0	

40.6

**ANNUAL STATEMENT FOR THE YEAR 2002 OF THE NATIONWIDE MUTUAL INSURANCE COMPANY**

**SCHEDULE F - PART 3**

Ceded Reinsurance as of December 31, Current Year (000 Omitted)

1 Federal ID Number	2 NAIC Company Code	3 Name of Reinsurer	4 Domiciliary Jurisdiction	5 Reinsurance Contracts Ceding 75% or More of Direct Premiums Written	6 Reinsurance Premiums Ceded	7 Reinsurance Recoverable On									8 Reinsurance Payable		18 Net Amount Recoverable From Reinsurers Cols. 15 - [16 + 17]	19 Funds Held By Company Under Reinsurance Treaties	
						7 Paid Losses	8 Paid LAE	9 Known Case Loss Reserves	10 Known Case LAE Reserves	11 IBNR Loss Reserves	12 IBNR LAE Reserves	13 Unearned Premiums	14 Contingent Commis-sions	15 Cols. 7 thru 14 Totals	16 Ceded Balances Payable	17 Other Amounts Due to Reinsurers			
AA-1128003	00000	LLOYD'S SYNDICATE #2003	EN		71										0		0		
AA-1128020	00000	LLOYD'S SYNDICATE #2020	EN		71										0		0		
AA-1128027	00000	LLOYD'S SYNDICATE #2027	EN		62										0		0		
AA-1128488	00000	LLOYD'S SYNDICATE #2488	EN		137										0		0		
AA-1122000	00000	LLOYDS UNDERWRITERS	ZZ		0	149	(109)	1,737	0	0	0	0	0	0	1,777	1	174	1,601	(167)
AA-1122000	00000	M C BROMLEY	ZZ		0	0	0	0	0	0	0	0	0	0	0	0	10	(10)	0
AA-1129000	00000	MARKEL SYNDICATE MANAGEMENT LTD. -SYNDICA.	ZZ		0	0	0	0	0	0	0	0	0	0	0	0	0	0	0
AA-3190547	00000	MORGAN STANLEY INTERNATIONAL INSURANCE LTD.	VI		(59)	(277)	0	0	0	0	0	0	0	0	(277)	0	0	(277)	0
AA-1126040	00000	MURRAY LAWRENCE & PARTNERS LIMITED-SYNDI.	ZZ		0	0	0	0	0	0	0	0	0	0	0	0	0	0	0
AA-1127900	00000	NEWMARKET UNDERWRITING LTD SYNDICATE #19.	ZZ		64	0	0	31	0	0	0	0	0	0	31	9	0	23	0
AA-1122000	00000	NR FRIZZEL	ZZ		0	0	0	0	0	0	0	0	0	0	0	0	0	0	0
AA-1121366	00000	ODYSSEY AMERICA REINSURANCE CO. (LONDON)	EN		105	0	0	0	0	0	0	0	0	0	0	0	0	0	0
AA-1126958	00000	OMEGA UNDERWRITING AGENTS LTD SYNDICATE	ZZ		114	0	0	74	0	0	0	0	0	0	80	0	0	79	0
AA-1122000	00000	PL FODEN-PATTINSON	ZZ		0	0	0	0	0	0	0	0	0	0	0	0	58	(58)	0
AA-1126138	00000	R.F. BAILEY (UNDERWRITING AGENCIES) LIMI.	ZZ		62	0	0	28	0	0	0	0	0	0	30	0	0	31	0
AA-1126510	00000	R. J. KILN & COMPANY LIMITED-SYNDICATE #5.	ZZ		513	0	0	0	0	0	0	0	0	0	12	0	0	12	0
AA-1126557	00000	R. J. KILN & COMPANY LIMITED-SYNDICATE #5.	ZZ		55	0	0	0	0	0	0	0	0	0	6	0	0	6	0
AA-1126807	00000	R. J. KILN & COMPANY LIMITED-SYNDICATE #8.	ZZ		0	0	0	0	0	0	0	0	0	0	0	0	0	0	0
AA-1122000	00000	RW MCCRONE	ZZ		0	0	0	0	0	0	0	0	0	0	0	0	1	(1)	0
AA-1126727	00000	S.A. MEACOCK & COMPANY SYNDICATE #727	ZZ		13	0	0	3	0	0	0	0	0	0	3	0	0	3	0
AA-1127007	00000	SPRECKLEY VILLERS BURNHOPE & CO LIMITED-	ZZ		69	0	0	0	0	0	0	0	0	0	0	0	0	0	0
AA-1126183	00000	ST PAUL SYNDICATES LIMITED-SYNDICATE #18.	ZZ		5	0	0	0	0	0	0	0	0	0	0	0	0	0	0
AA-1120962	10679	ST. PAUL REINSURANCE COMPANY LIMITED	ZZ		48	0	0	31	0	0	0	0	0	0	31	0	0	31	0
AA-1126219	00000	STURGE NON-MARINE SYNDICATE MANAGEMENT L.	ZZ		0	0	0	0	0	0	0	0	0	0	0	0	0	0	0
AA-1121400	00000	SWISS RE (UK) LTD	ZZ		150	0	0	0	0	0	0	0	0	0	4	0	4	4	0
AA-1127183	00000	TALBOT UNDERWRITING LIMITED-SYNDICATE #1.	ZZ		6	0	0	0	0	0	0	0	0	0	0	0	0	0	0
AA-1121425	00000	TERRA NOVA INSURANCE COMPANY LTD.	ZZ		8	1	0	463	0	0	0	0	0	0	464	0	0	464	0
AA-1127207	00000	VENTON UNDERWRITING AGENCIES LIMITED-SYN.	ZZ		0	0	0	0	0	0	0	0	0	0	0	0	0	0	0
AA-1128020	00000	WELLINGTON UNDERWRITING AGENCIES LTD. -SY.	ZZ		1,036	0	0	154	0	0	0	0	0	0	67	0	221	0	222
AA-1128020	00000	WELLINGTON UNDERWRITING AGENCIES LTD. -SY.	ZZ		126	0	0	62	0	0	0	0	0	0	10	0	72	0	73
AA-1126250	00000	WREN SYNDICATE MANAGEMENT LIMITED-SYNDIC.	ZZ		48	0	0	21	0	0	0	0	0	0	21	0	0	21	0
AA-1126990	00000	XL BRICKBANK LTD #990 BAR	ZZ		2	0	0	0	0	0	0	0	0	0	0	0	0	0	0
0899998 - Authorized - Other Non-U.S. Insurers (Under \$100,000)															0		0		
0899999 - Authorized - Other Non-U.S. Insurers					6,662	(126)	(109)	6,449	42	25	0	0	204	0	6,486	10	759	5,717	(167)
0999999 - Total - Authorized					2,470,132	361,906	1,719	1,365,389	75,173	755,583	309,576	882,421	26,423	3,778,190	436,778	8,712,850	(5,371,438)	(129)	
UNAUTHORIZED-AFF-U.S. INTERCOMPANY POOL I																			
00-0000000	00000	COOPERATIVE GEN INS SOC	ZZ		0	(1)	0	0	0	0	0	0	0	(1)	0	0	0	(1)	0
00-0000000	00000	REINSURANCE CORP LTD	ZZ		0	1	0	0	0	0	0	0	0	1	0	0	0	1	0
1099999 - Unauthorized - Affiliates - U.S. Intercompany Pooling					0	0	0	0	0	0	0	0	0	0	0	0	0	0	0
1399999 - Total - Unauthorized - Affiliates					0	0	0	0	0	0	0	0	0	0	0	0	0	0	0
UNAUTHORIZED-OTHER U.S. UNAFFILIATED																			
AA-3190770	00000	ACE TEMPEST REINSURANCE CPMPANY LIMITED	BM		47	0	0	0	0	0	0	0	0	0	0	0	0	0	0
52-1406688	17310	ABIELLE REASSURANCES - US	NY		0	0	0	11	0	0	0	0	0	0	11	0	0	11	0
63-0255547	19143	ALABAMA FARM BUREAU MUTUAL INSURANCE SER.	AL		0	0	0	0	0	0	0	0	0	0	0	0	0	0	0
39-0273710	19275	AMERICAN FAMILY MUTUAL INSURANCE COMPANY.	WI		0	0	0	0	0	0	0	0	0	0	0	0	63	(63)	0
00-0000000	19593	AMERICAN FIDELITY FIRE INSURANCE COMPANY.	NY		0	0	0	0	0	0	0	0	0	0	0	0	71	(71)	(20)
13-3333609	32220	AMERICAN INTERNATIONAL GROUP	NY		0	0	0	0	0	0	0	0	0	0	0	0	26	(26)	0
13-3333609	32220	AMERICAN INTERNATIONAL UNDERWRITERS CORP.	NY		0	0	0	0	0	0	0	0	0	0	0	0	3	(3)	0
63-0329091	25186	AMERICAN LIBERTY INSURANCE COMPANY	AL		0	25	0	5	0	2	0	0	0	0	32	0	0	32	0
23-1641984	10219	AMERICAN OVERSEAS REINSURANCE COMPANY.	NY		0	0	0	1	0	0	0	0	0	0	1	0	0	(6)	0
98-4207369	10308	ANTILLES INSURANCE COMPANY.	PR		0	0	0	0	0	0	0	0	0	0	0	0	80	(80)	0
06-1430254	10348	ARCH REINSURANCE COMPANY.	NJ		134	0	0	0	0	0	0	0	0	3	3	0	0	3	0
AA-3194126	00000	ARCH REINSURANCE LIMITED	VI		202	0	0	0	0	0	0	0	0	25	25	0	0	25	0
00-0000000	00000	ATCHISTON TOPEKA SANTA FE RR	KS		0	0	0	0	0	0	0	0	0	0	0	0	350	(350)	0
41-0134100	13412	AUSTIN MUTUAL INSURANCE COMPANY.	MN		0	0	0	0	0	0	0	0	0	0	0	0	429	(429)	0
38-0477270	21202	AUTO CLUB INSURANCE ASSOCIATION	MI		0	0	0	0	0	0	0	0	0	0	0	0	13	(13)	0
59-3031102	41041	AUTO CLUB SOUTH INSURANCE CLUB	FL		0	0	0	0	0	0	0	0	0	0	0	0	29	(29)	0
00-0000000	00000	BACCALA & SHOOP INS SERVICES	CA		0	0	0	0	0	0	0	0	0	0	0	0	1	(1)	0

40.7

ANNUAL STATEMENT FOR THE YEAR 2002 OF THE NATIONWIDE MUTUAL INSURANCE COMPANY

SCHEDULE F - PART 3

Ceded Reinsurance as of December 31, Current Year (000 Omitted)

1 Federal ID Number	2 NAIC Company Code	3 Name of Reinsurer	4 Domiciliary Jurisdiction	5 Reinsurance Contracts Ceding 75% or More of Direct Premiums Written	6 Reinsurance Premiums Ceded	Reinsurance Recoverable On										Reinsurance Payable		18 Net Amount Recoverable From Reinsurers Cols. 15 - [16 + 17]	19 Funds Held By Company Under Reinsurance Treaties			
						7 Paid Losses	8 Paid LAE	9 Known Case Loss Reserves	10 Known Case LAE Reserves	11 IBNR Loss Reserves	12 IBNR LAE Reserves	13 Unearned Premiums	14 Contingent Commis-sions	15 Cols. 7 thru 14 Totals	16 Ceded Balances Payable	17 Other Amounts Due to Reinsurers						
13-3077651	40223	BALTICA-SKANDINAVIA REINSURANCE CO OF AM	NJ		0	0	0	1	0	0	0	0	0	0	0	0	0	0	0	0	0	0
13-4941245	29742	BANKERS & SHIPPERS INSURANCE COMPANY	NC		0	0	0	0	0	0	0	0	0	0	0	0	0	0	0	0	0	0
00-0000000	00000	BURLINGTON NORTHERN RR	MN		0	0	0	0	0	0	0	0	0	0	0	0	0	0	0	0	250	(250)
94-1627528	38865	CALIFORNIA INSURANCE GROUP	CA		0	0	0	0	0	0	0	0	0	0	0	0	0	0	0	0	5	(5)
44-0447850	15725	CAMERON MUTUAL INSURANCE COMPANY	MO		0	0	0	0	0	0	0	0	0	0	0	0	0	0	0	0	3	(3)
13-3000160	38199	CANADIAN UNION INSURANCE COMPANY	NY		0	0	0	2	0	0	0	0	0	0	0	0	0	0	0	0	5	(5)
59-1847174	36617	CAPITAL ASSURANCE COMPANY INC	FL		0	0	0	0	0	0	0	0	0	0	0	0	0	0	0	0	136	(136)
66-0580809	00000	CARIBEAN ALLIANCE COMPANY OF PUERTO RICO	PR		0	0	0	0	0	0	0	0	0	0	0	0	0	0	0	0	5,098	(5,098)
39-0201700	29009	CEDARBURG MUTUAL INSURANCE CO	WI		0	0	0	0	0	0	0	0	0	0	0	0	0	0	0	0	0	0
22-2405591	41386	CHUBB GROUP OF INSURANCE COMPANY	NJ		0	0	0	0	0	0	0	0	0	0	0	0	0	0	0	0	1,212	(1,212)
00-0000000	00000	CITIZENS CASUALTY COMPANY OF NEW YORK	NY		0	0	0	0	0	0	0	0	0	0	0	0	0	0	0	0	18	(18)
95-2467198	20435	CNA CASUALTY OF CALIFORNIA	IL		0	0	0	0	0	0	0	0	0	0	0	0	0	0	0	0	4,539	(4,539)
66-0317672	26778	CNA CASUALTY OF PUERTO RICO	PR		0	0	0	0	0	0	0	0	0	0	0	0	0	0	0	0	40	(40)
00-0000000	00000	COLLINS ASSOCIATES, JOHN B	MN		0	0	0	0	0	0	0	0	0	0	0	0	0	0	0	0	0	0
47-0490411	31127	COLUMBIA CASUALTY COMPANY	IL		0	0	0	0	0	0	0	0	0	0	0	0	0	0	0	0	235	(235)
04-2495247	34754	COMMERCE INSURANCE COMPANY	MA		0	0	0	0	0	0	0	0	0	0	0	0	0	0	0	0	218	(218)
95-4387273	19489	COMMERCIAL UNDERWRITERS INSURANCE COMPAN	CA		0	0	0	0	0	0	0	0	0	0	0	0	0	0	0	0	0	0
98-0046314	37567	COMMONWEALTH INSURANCE COMPANY (US BRANCH	WA		0	0	0	5	0	2	0	0	0	0	0	0	0	0	0	0	7	(7)
31-0908652	22144	CONSTELLATION REINSURANCE COMPANY	NY		0	4	0	2	0	0	0	0	0	0	0	0	0	0	0	0	6	(6)
06-1008174	39047	CONSTITUTION STATES MANAGEMENT	CT		0	0	0	0	0	0	0	0	0	0	0	0	0	0	0	0	0	0
58-0830930	20966	COTTON STATES MUTUAL INSURANCE COMPANY	GA		0	0	0	0	0	0	0	0	0	0	0	0	0	0	0	0	0	0
51-0015930	13870	DELAWARE MUTUAL INSURANCE COMPANY	DE		0	0	0	0	0	0	0	0	0	0	0	0	0	0	0	0	0	0
00-0000000	00000	DERECO INC	OH		0	0	0	0	0	0	0	0	0	0	0	0	0	0	0	0	25	(25)
13-2725603	28541	DOMINION REINSURANCE COMPANY	NY		0	0	0	1,339	0	0	0	0	0	0	0	0	0	0	0	0	1,339	(1,339)
04-1255040	13706	DORCHESTER MUTUAL INSURANCE COMPANY	MA		0	0	0	0	0	0	0	0	0	0	0	0	0	0	0	0	0	0
42-0223390	13714	DRUGGISTS MUTUAL INS CO	IA		0	0	0	0	0	0	0	0	0	0	0	0	0	0	0	0	0	0
66-0353300	35645	EAGLE STAR PUERTO RICO	PR		0	0	0	0	0	0	0	0	0	0	0	0	0	0	0	0	9	(9)
00-0000000	00000	EAST COAST INS CO	NY		0	0	0	0	0	0	0	0	0	0	0	0	0	0	0	0	10	(10)
39-0264050	21458	EMPLOYERS MUTUAL LIABILITY INSURANCE COM	WI		0	0	0	12	0	0	0	0	0	0	0	0	0	0	0	0	12	(12)
37-0960908	28088	EQUITABLE GENERAL INSURANCE COMPANY	IA		0	0	0	0	0	0	0	0	0	0	0	0	0	0	0	0	206	(206)
23-0564640	17043	EVERETT CASH MUTUAL INSURANCE COMPANY	PA		0	0	0	0	0	0	0	0	0	0	0	0	0	0	0	0	0	0
00-0000000	00000	F B HALL & CO, INC	NY		0	0	0	0	0	0	0	0	0	0	0	0	0	0	0	0	19	(19)
42-0331872	13773	FARM BUREAU MUTUAL INSURANCE COMPANY	IA		0	0	0	0	0	0	0	0	0	0	0	0	0	0	0	0	1	(1)
38-1316179	21555	FARM BUREAU MUTUAL INSURANCE COMPANY OF	WI		0	0	0	0	0	0	0	0	0	0	0	0	0	0	0	0	0	0
14-1415410	13803	FARM FAMILY MUTUAL INSURANCE COMPANY	NY		16	0	0	0	0	0	0	0	0	0	0	0	0	0	0	0	0	0
41-0249450	13846	FARMERS HOME MUTUAL INSURANCE COMPANY	MN		0	0	0	0	0	0	0	0	0	0	0	0	0	0	0	0	157	(156)
21-0448840	13854	FARMERS MUTUAL FIRE OF SALEM COUNTY	NJ		0	0	0	0	0	0	0	0	0	0	0	0	0	0	0	0	5	(5)
45-0214096	32670	FARMERS UNION MUTUAL INSURANCE COMPANY	ND		0	0	0	0	0	0	0	0	0	0	0	0	0	0	0	0	3	(3)
13-2721570	28622	FEDERATED REINSURANCE CORPORATION	NJ		0	0	0	0	0	0	0	0	0	0	0	0	0	0	0	0	9	(9)
AA-9995057	00000	FESTER, FOTHERGILL & HARTUNG	NY		0	1	0	0	0	0	0	0	0	0	0	0	0	0	0	0	1	(1)
04-2198460	21822	FIRST STATE INSURANCE COMPANY	MA		0	0	0	0	0	0	0	0	0	0	0	0	0	0	0	0	0	0
13-5339725	18341	FLORIDA INTRACOASTAL UND	FL		0	0	0	0	0	0	0	0	0	0	0	0	0	0	0	0	15	(15)
AA-1120640	00000	FORTRESS REINS MGT INC	NC		0	0	0	0	0	0	0	0	0	0	0	0	0	0	0	0	13	(13)
22-0923502	16454	FRANKLIN MUTUAL INSURANCE COMPANY	NJ		0	0	0	0	0	0	0	0	0	0	0	0	0	0	0	0	15	(15)
03-0308973	10594	GENCON INSURANCE COMPANY OF VERMONT	VT		0	0	0	0	0	0	0	0	0	0	0	0	0	0	0	0	9	(9)
66-0370268	38229	GENERAL ACCIDENT INS OF PR	ZZ		0	0	0	0	0	0	0	0	0	0	0	0	0	0	0	0	1	(1)
75-1629914	36838	GENERAL AGENTS INSURANCE COMPANY OF AMER	TX		0	0	0	0	0	0	0	0	0	0	0	0	0	0	0	0	0	0
13-5099315	25925	GENERAL SECURITY ASSURANCE CORPORATION O	NY		0	0	0	0	0	0	0	0	0	0	0	0	0	0	0	0	1	(1)
33-0763205	10836	GOLDEN EAGLE INSURANCE CORPORATION	CA		0	0	0	0	0	0	0	0	0	0	0	0	0	0	0	0	404	(404)
00-0000000	03905	GRE OF AMERICA CORP	NY		0	0	0	0	0	0	0	0	0	0	0	0	0	0	0	0	4	(4)
06-1174928	29092	GUARANTY RE INSURANCE COMPANY	MS		0	0	0	83	0	43	0	0	0	0	0	0	0	0	0	0	126	(126)
42-0645088	15032	GUIDEONE MUTUAL INSURANCE COMPANY	IA		0	0	0	0	0	0	0	0	0	0	0	0	0	0	0	0	6	(6)
00-0000000	00000	GUY CARPENTER	CT		11	0	0	0	0	0	0	0	0	0	0	0	0	0	0	0	0	0
59-1753535	40495	HAMBURG INTERNATIONAL REINSURANCE COMPAN	FL		0	(15)	0	0	0	0	0	0	0	0	0	0	0	0	0	0	(15)	(15)
23-1704924	11460	HOMESTEAD INSURANCE COMPANY	NJ		0	1	0	0	0	0	0	0	0	0	0	0	0	0	0	0	0	0
74-2195939	42374	HOUSTON CASUALTY COMPANY	TX		0	0	0	0	0	0	0	0	0	0	0	0	0	0	0	0	0	0
39-1173498	29068	IDS PROPERTY CASUALTY INSURANCE COMPANY	WI		0	0	0	0	0	0	0	0	0	0	0	0	0	0	0	0	3	(3)
22-1996402	31062	IFA INSURANCE COMPANY	NJ		0	0	0	0	0	0	0	0	0	0	0	0	0	0	0	0	1	(1)
00-0000000	00000	ILLINOIS CENTRAL RR	IL		0	0	0	0	0	0	0	0	0	0	0	0	0	0	0	0	330	(330)

40.8

**ANNUAL STATEMENT FOR THE YEAR 2002 OF THE NATIONWIDE MUTUAL INSURANCE COMPANY**

**SCHEDULE F - PART 3**

Ceded Reinsurance as of December 31, Current Year (000 Omitted)

1 Federal ID Number	2 NAIC Company Code	3 Name of Reinsurer	4 Domiciliary Jurisdiction	5 Reinsurance Contracts Ceding 75% or More of Direct Premiums Written	6 Reinsurance Premiums Ceded	Reinsurance Recoverable On									Reinsurance Payable		18 Net Amount Recoverable From Reinsurers Cols. 15 - [16 + 17]	19 Funds Held By Company Under Reinsurance Treaties	
						7 Paid Losses	8 Paid LAE	9 Known Case Loss Reserves	10 Known Case LAE Reserves	11 IBNR Loss Reserves	12 IBNR LAE Reserves	13 Unearned Premiums	14 Contingent Commis-sions	15 Cols. 7 thru 14 Totals	16 Ceded Balances Payable	17 Other Amounts Due to Reinsurers			
42-0333150	14257	IMT INSURANCE COMPANY (MUTUAL)	IA		0	0	0	0	0	0	0	0	0	0	0	0	2	(2)	0
35-0409130	22624	INDIANA FARMERS MUTUAL INSURANCE COMPANY	IN		0	0	0	0	0	0	0	0	0	0	0	0	10	(10)	0
AA-9995028	00000	INDUSTRIAL RISK INSURERS	CT		0	(128)	8	0	0	0	0	0	0	0	(120)	(120)	110	(110)	0
00-0000000	00000	INTERNATIONAL MARINE UND	NY		0	0	0	0	0	0	0	0	0	0	0	0	118	(118)	0
36-2711653	21091	INTERNATIONAL SURPLUS LINES INSURANCE CO.	IL		0	0	0	0	0	0	0	0	0	0	0	0	1	(1)	0
42-0333120	14338	IOWA MUTUAL INSURANCE COMPANY	IA		0	0	0	0	0	0	0	0	0	0	0	0	4	(4)	0
AA-9995027	00000	IRM (IMPROVED RISK MUTUALS)	NC		0	0	0	0	0	0	0	0	0	0	0	0	4	(4)	0
36-2667627	22969	KEMPER NATIONAL INSURANCE COMPANIES	IL		0	0	0	0	0	0	0	0	0	0	0	0	1,073	(1,073)	0
61-0392792	22993	KENTUCKY FARM BUREAU MUTUAL INSURANCE CO.	KY		0	0	0	0	0	0	0	0	0	0	1	0	0	1	0
23-1285876	17353	LEHIGH VALLEY RR	PA		0	0	0	0	0	0	0	0	0	0	0	0	50	(50)	0
25-1149494	19437	LEXINGTON INSURANCE COMPANY	MA		0	0	0	0	0	0	0	0	0	0	0	0	6,572	(6,572)	0
54-6000720	00000	LOUISVILLE & NASHVILLE RR	NC		0	0	0	0	0	0	0	0	0	0	0	0	1,465	(1,465)	0
01-0021090	15997	MAINE MUTUAL FIRE INSURANCE COMPANY	ME		0	0	0	0	0	0	0	0	0	0	0	0	3	(3)	0
AA-9995030	00000	MARINE OFFICE OF AMERICA CORPORATION	NJ		0	0	0	0	0	0	0	0	0	0	0	0	16	(16)	0
36-1475332	20451	MEAD REINSURANCE CORPORATION	OH		0	0	0	0	0	0	0	0	0	0	0	0	1	(1)	0
13-1916653	23493	MIDLAND INSURANCE CO.	NY		0	0	0	0	0	0	0	0	0	0	0	0	159	(159)	0
41-0417260	23574	MIDWEST FAMILY MUTUAL INSURANCE COMPANY	MN		0	0	0	0	0	0	0	0	0	0	0	0	2	(2)	0
95-1728812	19285	MISSION INSURANCE COMPANY	CA		0	0	0	0	0	0	0	0	0	0	0	0	1,286	(1,286)	0
64-0323391	14605	MISSISSIPPI FARM BUREAU MUTUAL	MS		0	0	5	0	0	2	0	0	0	0	7	0	0	7	0
AA-0000000	00000	MISSOURI PACIFIC RAILROAD CO.	MO		0	0	0	0	0	0	0	0	0	0	0	0	47	(47)	0
83-0181634	29440	MOUNTAIN WEST FARM BUREAU MUTUAL INSURAN.	WY		0	0	0	0	0	0	0	0	0	0	0	0	0	0	0
13-3404632	24651	MULTIPLUS INSURANCE COMPANY	NY		0	1	0	0	0	0	0	0	0	0	1	0	0	1	0
23-0902460	14729	MUTUAL FIRE MARINE & INLAND INSURANCE CO.	PA		0	0	0	0	0	0	0	0	0	0	0	0	18	(18)	0
95-1037200	23701	NATIONAL AUTOMOBILE AND CASUALTY INSURAN.	CA		0	32	0	10	0	6	0	0	0	0	48	0	0	48	0
74-1196864	15474	NATIONAL LLOYDS INSURANCE COMPANY	TX		0	0	0	0	0	0	0	0	0	0	0	0	2	(2)	0
00-0000000	00000	NATIONAL RAILROAD PASSINGER	DC		0	0	0	0	0	0	0	0	0	0	0	0	25	(25)	0
63-0415525	12114	NATIONAL SECURITY FIRE & CASUALTY COMPAN.	AL		0	0	0	0	0	0	0	0	0	0	0	0	0	0	0
AA-1340002	00000	NECKURA INSURANCE COMPANY	ZZ		0	6	0	16	0	0	0	0	0	22	0	73	(51)	0	
21-0524225	12122	NEW JERSEY MANUFACTURERS INSURANCE COMPA.	NJ		0	0	0	0	0	0	0	0	0	0	0	1	(1)	0	
22-2187459	35432	NEW JERSEY REINSURANCE COMPANY	NJ		239	0	0	18	0	0	0	0	8	26	0	0	26	0	0
15-0398170	14834	NEW YORK CENTRAL MUTUAL FIRE INSURANCE C.	NY		0	0	0	0	0	0	0	0	0	0	0	0	0	0	0
25-1118791	19402	NORTH AMERICAN MANAGER	NH		0	0	0	0	0	0	0	0	0	0	0	0	141	(141)	0
13-1675535	25364	NORTH AMERICAN REINSURANCE CORPORATION	NY		0	4	0	2	0	0	0	0	0	6	(10)	0	15	(8)	0
41-0446480	14850	NORTH STAR MUTUAL INSURANCE COMPANY	MN		0	0	0	0	0	0	0	0	0	0	0	0	9	(9)	0
36-0719665	19232	NORTHBROOK EXCESS AND SURPLUS INSURANCE	IL		0	0	0	0	0	0	0	0	0	0	0	0	281	(281)	0
24-0858224	12165	NORTHEASTERN FIRE INSURANCE COMPANY OF P.	PA		0	0	0	0	0	0	0	0	0	0	0	0	5	(5)	0
42-0791985	21768	NORTHEASTERN INSURANCE COMPANY OF HARTFO.	IA		0	0	0	0	0	0	0	0	0	0	0	0	2	(2)	0
23-0929640	17558	OLD GUARD MUTUAL INSURANCE COMPANY	PA		0	0	0	0	0	0	0	0	0	0	0	0	2	(2)	0
75-6057779	18635	OLD REPUBLIC LLOYDS OF TEXAS	IL		0	0	0	0	0	0	0	0	0	0	0	0	9	(9)	0
48-0884451	37060	OLD UNITED CASUALTY COMPANY	KS		0	0	0	0	0	0	0	0	0	0	0	0	10	(10)	0
13-2984197	39837	PAN ATLANTIC INVESTORS LTD.	NY		0	0	0	15	0	8	0	0	0	24	0	49	(25)	0	0
05-0197250	14931	PAWTUCKET MUTUAL INSURANCE COMPANY	RI		0	0	0	0	0	0	0	0	0	0	0	0	1	(1)	0
37-6028411	24228	PEKIN INSURANCE COMPANY	IL		0	0	0	0	0	0	0	0	0	0	0	0	0	0	0
95-3634110	40282	PENN CENTRAL INS CO.	PA		0	0	0	0	0	0	0	0	0	0	0	0	1,076	(1,076)	0
86-0271410	26751	PINE TOP INSURANCE COMPANY	AZ		0	0	0	0	0	0	0	0	0	0	0	0	10	(10)	0
13-1941868	34207	PURITAN INSURANCE COMPANY	KS		0	0	0	0	0	0	0	0	0	0	0	0	0	0	0
13-3625361	15466	REALM NATIONAL INSURANCE COMPANY	NY		0	0	0	0	0	0	0	0	0	0	0	0	5	(5)	0

40.9

**ANNUAL STATEMENT FOR THE YEAR 2002 OF THE NATIONWIDE MUTUAL INSURANCE COMPANY**

**SCHEDULE F - PART 3**

Ceded Reinsurance as of December 31, Current Year (000 Omitted)

1 Federal ID Number	2 NAIC Company Code	3 Name of Reinsurer	4 Domiciliary Jurisdiction	5 Reinsurance Contracts Ceding 75% or More of Direct Premiums Written	6 Reinsurance Premiums Ceded	Reinsurance Recoverable On									Reinsurance Payable		18 Net Amount Recoverable From Reinsurers Cols. 15 - [16 + 17]	19 Funds Held By Company Under Reinsurance Treaties			
						7 Paid Losses	8 Paid LAE	9 Known Case Loss Reserves	10 Known Case LAE Reserves	11 IBNR Loss Reserves	12 IBNR LAE Reserves	13 Unearned Premiums	14 Contingent Commissions	15 Cols. 7 thru 14 Totals	16 Ceded Balances Payable	17 Other Amounts Due to Reinsurers					
00-0000000	10526	RENAISSANCE INSURANCE COMPANY	VT		0	0	0	3	0	0	0	0	0	0	3	0	0	3	0		
54-0837857	10214	ROCKINGHAM MUTUAL INSURANCE COMPANY	VA		0	0	0	0	0	0	0	0	0	0	0	0	0	1	(1)	0	
66-0357766	36749	ROYAL INS CO OF PUERTO RICO	PR		0	0	0	0	0	0	0	0	0	0	0	0	25	(25)	0	0	
04-2689624	39454	SAFETY INSURANCE COMPANY	MA		0	0	0	0	0	0	0	0	0	0	0	0	67	(67)	0	0	
00-0000000	00000	SAYRE & TOSO	CA		0	0	0	0	0	0	0	0	0	0	0	0	1	(1)	0	0	
22-2664587	26174	SECURITY INDEMNITY INSURANCE COMPANY	NJ		0	0	0	0	0	0	0	0	0	0	0	0	3	(3)	0	0	
06-1008792	37818	SECURITY REINSURANCE COMPANY	CT		0	0	0	0	0	0	0	0	0	0	0	(1)	11	(10)	0	0	
57-0248730	24953	SEIBELS BRUCE GROUP	SC		0	0	0	0	0	0	0	0	0	0	0	0	17	(17)	0	0	
22-1272390	12572	SELECTIVE INSURANCE GROUP	NJ		0	0	0	0	0	0	0	0	0	0	0	0	35	(35)	0	0	
39-1092844	24961	SENTRY INDEMNITY CO	WI		0	57	0	34	0	11	0	0	0	0	102	0	102	0	102	0	
13-1290712	20583	SERVICE FIRE INSURANCE COMPANY OF NY	NY		0	0	0	28	0	18	0	0	0	0	46	0	0	46	0	46	0
43-1424791	26557	SHELTER REINSURANCE COMPANY	MO		34	0	0	0	0	0	0	0	0	4	0	0	0	4	0	5	0
75-1622251	36900	SIGNAL INSURANCE LLOYDS COMPANY	TX		0	0	0	0	0	0	0	0	0	0	0	0	25	(25)	0	0	
13-2963258	36579	SIMCOE & ERIE GENERAL INSURANCE - USB	NY		0	0	0	408	0	0	0	0	0	0	408	0	0	408	0	408	0
AA-9995078	00000	SOMERSET MARINE , INCORPORATED	NY		0	0	0	0	0	0	0	0	0	0	0	0	365	(365)	0	0	
63-0350861	19178	SOUTHERN GUARANTY INSURANCE COMPANY	AL		0	0	0	0	0	0	0	0	0	0	0	0	117	(117)	0	0	
00-0000000	00000	SOUTHERN PACIFIC CO	CA		0	0	0	0	0	0	0	0	0	0	0	0	215	(215)	0	0	
00-0000000	00000	SOUTHERN PACIFIC RR	CA		0	0	0	0	0	0	0	0	0	0	0	0	20	(20)	0	0	
AA-9995075	00000	STARR TECHNICAL RISKS AGENCY INC	NY		0	0	0	0	0	0	0	0	0	0	0	0	357	(357)	0	0	
23-1330959	25348	STUYVESANT INSURANCE COMPANY	VT		0	0	0	0	0	0	0	0	0	0	0	0	10	(10)	0	0	
66-0391685	42153	SUN ALLIANCE INS CO OF PR INC	PR		0	0	0	0	0	0	0	0	0	0	0	0	2	(2)	0	0	
00-0000000	00000	TFH INTERNATIONAL	OH		0	0	0	0	0	0	0	0	0	0	0	0	2	(2)	0	0	
52-0254590	13501	THE BRETHERAN MUTUAL INSURANCE COMPANY	MD		0	0	0	0	0	0	0	0	0	0	0	0	3	(3)	0	0	
48-0213973	21520	THE FARM BUREAU MUTUAL INSURANCE COMPANY	KS		0	0	0	0	0	0	0	0	0	0	0	0	0	0	0	0	
02-0349547	38032	THE HOME REINSURANCE COMPANY	NY		0	0	0	0	0	0	0	0	0	0	0	0	29	(29)	0	0	
13-2791458	38997	THE NISSAN FIRE & MARINE INSURANCE COMPA	NY		0	0	0	6	0	0	0	0	0	0	6	0	0	6	0	6	0
39-0711880	15261	THRESHERMENS INSURANCE GROUP	WI		0	0	0	0	0	0	0	0	0	0	0	0	0	0	0	0	0
66-0457223	44423	UNITED SURETY & INDEMNITY CO	PR		0	0	0	0	0	0	0	0	0	0	0	0	7	(7)	0	0	
75-0620550	19887	UNITRIN PROPERTY AND CASUALTY GROUP	TX		0	0	0	0	0	0	0	0	0	0	0	0	12	(12)	0	0	
48-0288500	15296	UPLAND MUTUAL INSURANCE INC	KS		0	0	0	0	0	0	0	0	0	0	0	0	7	(7)	0	0	
72-1301527	10295	US AGENCIES CASUALTY INSURANCE COMPANY	LA		0	0	0	0	0	0	0	0	0	0	0	0	19	(19)	0	0	
06-0966705	00000	US FACULTATIVE MGT CORP	NY		0	0	0	0	0	0	0	0	0	0	0	0	0	0	0	0	0
03-0164650	26018	VERMONT MUTUAL INSURANCE COMPANY	VT		0	0	0	0	0	0	0	0	0	0	0	0	2	(2)	0	0	
AA-0000000	00000	W.H. MEGEE	NY		0	0	0	0	0	0	0	0	0	0	0	0	153	(153)	0	0	
22-1867895	00981	W.R. BERKLEY CORPORATE GROUP	CT		0	0	0	0	0	0	0	0	0	0	0	0	39	(39)	0	0	
22-2375995	41971	WARWICK GROUP	NJ		0	0	0	0	0	0	0	0	0	0	0	0	10	(10)	0	0	
41-0557630	29475	WASECA MUTUAL INSURANCE COMPANY	MN		0	0	0	0	0	0	0	0	0	0	0	0	47	(47)	0	0	
AA-1560880	31526	WAWANESA MUTUAL INSURANCE	CA		0	0	0	0	0	0	0	0	0	0	0	0	6	(6)	0	0	
13-3352329	22390	WELLINGTON INSURANCE COMPANY	TX		0	0	0	0	0	0	0	0	0	0	0	0	1	(1)	0	0	
13-5481330	21121	WESTCHESTER SPECIALTY GROUP	GA		0	0	0	0	0	0	0	0	0	0	0	0	733	(733)	0	0	
41-0430825	15377	WESTERN NATIONAL MUTUAL INSURANCE COMPAN	MN		0	0	0	0	0	0	0	0	0	0	0	0	0	0	0	0	0
39-1173653	30260	WISCONSIN REINSURANCE CORPORATION	WI		0	0	0	0	0	0	0	0	0	0	0	0	2	(2)	0	0	
75-1428560	30325	ZALE IDEMNITY COMPANY	TX		0	0	0	0	0	0	0	0	0	0	0	0	0	0	0	0	0
95-1651549	13269	ZENITH INSURANCE COMPANY	CA		0	0	0	1	0	0	0	0	0	0	1	0	0	1	0	1	0
95-2565072	12963	ZOTH CENTURY INSURANCE COMPANY	CA		0	0	0	0	0	0	0	0	0	0	0	0	6	(6)	0	0	
1499998 - Unauthorized - Other U.S. Unaffiliated Insurers (Under \$100,000)															0						
1499999 - Unauthorized - Other U.S. Unaffiliated Insurers					684	(8)	8	2,009	0	92	0	41	0	2,141	(131)	32,962	(30,689)	(343)			
UNAUTHORIZED-POOLS-MANDATRY PARTICIPATIO																					
AA-9995090	00000	AMERICAN INTL MARINE AGENCY	NY		0	0	0	0	0	0	0	0	0	0	0	0	1	(1)	0	0	
AA-9991131	00000	NEVADA CAIP	NV		0	0	0	0	0	0	0	0	0	0	0	0	6	(6)	0	0	
AA-9991133	00000	NEW HAMPSHIRE CAIP	NH		0	0	0	0	0	0	0	0	0	0	0	0	57	(57)	0	0	
AA-9991222	32573	OHIO FAIR PLAN UNDERWRITERS ASSOCIATION	OH		0	0	0	0	0	0	0	0	0	0	0	0	1,197	(1,197)	0	0	
AA-9991142	00000	OKLAHOMA CAIP	OK		0	0	0	0	0	0	0	0	0	0	0	0	2	(2)	0	0	
AA-9991143	00000	OREGON CAIP	OR		0	0	0	0	0	0	0	0	0	0	0	0	1	(1)	0	0	
AA-9991224	00000	PENNSYLVANIA FAIR PLAN	PA		0	0	0	0	0	0	0	0	0	0	0	0	580	(580)	0	0	
AA-9991146	00000	RHODE ISLAND CAIP	RI		0	0	0	0	0	0	0	0	0	0	0	0	315	(315)	0	0	
AA-9991225	00000	RHODE ISLAND JOINT REINSURANCE ASSN	RI		0	0	0	0	0	0	0	0	0	0	0	0	555	(555)	0	0	

40.10

**ANNUAL STATEMENT FOR THE YEAR 2002 OF THE NATIONWIDE MUTUAL INSURANCE COMPANY**

**SCHEDULE F - PART 3**

Ceded Reinsurance as of December 31, Current Year (000 Omitted)

1 Federal ID Number	2 NAIC Company Code	3 Name of Reinsurer	4 Domiciliary Jurisdiction	5 Reinsurance Contracts Ceding 75% or More of Direct Premiums Written	6 Reinsurance Premiums Ceded	7 Reinsurance Recoverable On										8 Reinsurance Payable		18 Net Amount Recoverable From Reinsurers Cols. 15 - [16 + 17]	19 Funds Held By Company Under Reinsurance Treaties
						7 Paid Losses	8 Paid LAE	9 Known Case Loss Reserves	10 Known Case LAE Reserves	11 IBNR Loss Reserves	12 IBNR LAE Reserves	13 Unearned Premiums	14 Contingent Commissions	15 Cols. 7 thru 14 Totals	16 Ceded Balances Payable	17 Other Amounts Due to Reinsurers			
AA-9991147	00000	SOUTH CAROLINA CAIP	SC		0	0	0	0	0	0	0	0	0	0	0	0	24	(24)	0
AA-9991305	00000	SOUTH CAROLINA WIND & HAIL UND(BEACH PL)	SC		0	0	0	0	0	0	0	0	0	0	0	0	1,279	(1,279)	0
AA-9991149	00000	SOUTH DAKOTA CAIP	SD		0	0	0	0	0	0	0	0	0	0	0	0	34	(34)	0
AA-9991151	00000	UTAH CAIP	UT		0	0	0	0	0	0	0	0	0	0	0	0	8	(8)	0
AA-9991152	00000	VERMONT CAIP	VT		0	0	0	0	0	0	0	0	0	0	0	0	32	(32)	0
AA-9991154	00000	WASHINGTON CAIP	WA		0	0	0	0	0	0	0	0	0	0	0	0	3	(3)	0
AA-9991227	00000	WASHINGTON FAIR PLAN	WA		0	0	0	0	0	0	0	0	0	0	0	0	2	(2)	0
AA-9991156	00000	WEST VIRGINIA CAIP	WV		0	0	0	0	0	0	0	0	0	0	0	0	96	(96)	0
AA-9991228	00000	WEST VIRGINIA FAIR PLAN	WV		0	0	0	0	0	0	0	0	0	0	0	0	82	(82)	0
AA-9991158	00000	WYOMING CAIP	WY		0	0	0	0	0	0	0	0	0	0	0	0	6	(6)	0
1599999 - Unauthorized - Pools - Mandatory Pools					0	0	0	0	0	0	0	0	0	0	0	0	4,281	(4,281)	0
UNAUTHORIZED-POOLS-VOLUNTARY PARTICIPATIO																			
AA-9995013	00000	ASSOCIATED AVIATION UNDERWRITERS	NJ		0	0	0	0	0	0	0	0	0	0	0	0	63	(63)	0
AA-9995081	00000	AGENCY MANAGERS LTD	NY		0	0	0	0	0	0	0	0	0	0	0	0	8,421	(8,421)	0
AA-9995005	00000	AMERICAN HULL INSURANCE SYNDICATE	NY		0	0	0	0	0	0	0	0	0	0	0	0	83	(83)	0
AA-9995090	00000	AMERICAN INTERNATIONAL MARINE AGENCY OF	NY		0	0	0	0	0	0	0	0	0	0	0	0	180	(180)	0
AA-9995048	00000	AMERICAN OFFSHORE INS. SYN.	NY		0	0	0	0	0	0	0	0	0	0	0	0	150	(150)	0
AA-9995121	00000	BALIS TREATY REINSURANCE PROGRAM	PA		0	0	0	0	0	0	0	0	0	0	0	0	440	(440)	0
AA-9995074	00000	CIGNA SPECIAL RISK FACILITIES	PA		0	0	0	0	0	0	0	0	0	0	0	0	0	0	0
AA-9995022	00000	EXCESS & CASUALTY REINSURANCE ASSOC (MEM.	NY		0	5	0	170	0	0	0	0	0	0	175	0	0	175	0
AA-9995032	00000	MUTUAL MARINE OFFICE INC.	NY		0	0	0	0	0	0	0	0	0	0	0	0	930	(930)	0
AA-9994111	00000	NORSK NATURSKADEPOOL OF OSLO	ZZ		0	0	0	0	0	0	0	0	0	0	0	0	3	(3)	0
AA-9995043	00000	UNITED STATES AIRCRAFT INSURANCE GROUP	NY		0	0	0	0	0	0	0	0	0	0	0	0	9,013	(9,013)	0
1699999 - Unauthorized - Pools - Voluntary Pools					0	5	0	170	0	0	0	0	0	0	175	0	19,284	(19,109)	0
UNAUTHORIZED-OTHER NON-U.S. INSURERS																			
AA-1120660	00000	GENERAL ACCIDENT FIRE AND LIFE ASSURANC	ZZ		0	0	0	0	0	0	0	0	0	0	0	0	1	(1)	0
AA-1121175	00000	PHOENIX ASSURANCE PLC	ZZ		0	0	0	0	0	0	0	0	0	0	0	0	0	0	0
AA-3190002	00000	A.C.E. INSURANCE COMPANY LTD	VI		0	0	0	0	0	0	0	0	0	0	0	0	0	0	0
AA-1280067	00000	A/S DET KJOBENHAVNSKE REASSURANCE - COMP	ZZ		132	0	0	0	0	0	0	0	0	0	1	0	0	1	0
AA-1340010	00000	AACHENER RUCKVERSICHERUNGS-GESELLSCHAFT	ZZ		0	53	5	40	0	59	0	0	0	2	158	(28)	26	160	80
AA-1320010	00000	ABIELLE REASSURANCES	ZZ		0	1	0	0	0	0	0	0	0	0	1	0	0	2	0
AA-9681000	00000	ADMINISTRATIA ASIGURARILOR DE STAT	ZZ		0	0	0	0	0	0	0	0	0	0	0	0	0	0	0
AA-2280005	00000	AETNA CHILE SEGUROS GENERALES SA	ZZ		0	0	0	0	0	0	0	0	0	0	0	0	0	0	0
00-0000000	00000	AGROASEMEX	ZZ		0	0	0	0	0	0	0	0	0	0	0	0	0	0	0
AA-1320002	00000	AIG EUROPE, S.A	ZZ		0	0	0	0	0	0	0	0	0	0	0	0	109	(109)	0
AA-4430010	00000	AL AHLEIA INSURANCE COMPANY S.A.K	ZZ		0	6	6	4	0	4	0	0	0	0	16	0	0	16	0
AA-1560028	00000	ALBERTA MOTOR ASSOCIATION INSURANCE COMP.	AB		0	0	0	0	0	0	0	0	0	0	0	0	0	0	0
AA-9994110	00000	ALEXANDER HOWDEN & COMPANY, LTD	ZZ		0	0	0	0	0	0	0	0	0	0	0	0	3	(3)	0
00-0000000	00000	ALFA SEGUROS S.A.	ZZ		0	0	0	0	0	0	0	0	0	0	0	0	5	(5)	0
AA-1340025	00000	ALGEMENE LEVENSHERVERZEKERING MAATSCHAPP	ZZ		0	0	0	0	0	0	0	0	0	0	0	0	133	(133)	0
AA-1560030	00000	ALLSTATE INSURANCE COMPANY OF CANADA	ON		0	0	0	0	0	0	0	0	0	0	0	0	694	(694)	0
AA-1460010	00000	ALPINA VERSICHERUNGS- AKTIEGESELLSCHAFT	TT		0	0	0	0	0	0	0	0	0	0	0	0	2	(2)	0
AA-1340040	00000	ALTE LEIPZIGER VERSICHERUNGSGESELLSCHAFT	ZZ		0	0	8	0	0	0	0	0	0	0	8	0	0	8	0
AA-1128001	00000	AMLIN SYNDICATE #2001	ZZ		124	0	0	0	0	0	0	0	14	0	14	0	0	14	0
AA-1930020	00000	AMP GEN INS LTD	GT		0	0	0	0	0	0	0	0	0	0	0	0	0	0	0
AA-1320035	00000	ANCIENNE MUTUELLE REASSURANCE	ZZ		0	0	0	97	0	0	0	0	0	0	97	0	0	97	0
AA-1120147	00000	ANCON INS CO (UK) LTD	ZZ		0	0	0	1	0	0	0	0	0	0	1	0	0	1	0
AA-1120170	00000	ANDREW WEIR	ZZ		0	0	0	0	0	0	0	0	0	0	0	0	58	(58)	0
AA-1120590	00000	ANGLO-FRENCH INSURANCE COMPANY LTD	ZZ		0	0	0	7	0	5	0	0	0	0	12	0	0	12	(2)
AA-4190035	00000	ARAB INSURANCE GROUP BSC	NQ		0	1	0	0	0	0	0	0	0	1	0	0	0	1	0
AA-2831006	00000	ARIBESA-AFIANZADORA Y REAFIANZADORA IBER	ZZ		0	0	0	0	0	0	0	0	0	0	0	0	0	0	0
AA-1120192	00000	ARIG INSURANCE COMPANY LIMITED	ZZ		0	17	0	0	0	0	0	0	0	0	17	0	150	(133)	0
AA-4190035	00000	ARIG REINSURANCE COMPANY	NQ		0	2	(2)	0	0	0	0	0	0	0	0	(2)	962	(958)	0
AA-4360040	00000	ARYEH INSURANCE CO OF ISRAEL	ZZ		0	0	0	0	0	0	0	0	0	0	0	0	466	(466)	0
00-0000000	00000	ASECOMER-ASEG COMMERCIAL DE PANAMA	ZZ		0	0	0	0	0	0	0	0	0	0	0	0	37	(37)	0
AA-2480013	00000	ASEGURADORA DEL SUR	ZZ		0	0	0	0	0	0	0	0	0	0	0	0	4	(4)	0
AA-2330028	00000	ASEGURADORA SOLIDARIA DE COLOMBIA LIMITA	ZZ		0	0	0	0	0	0	0	0	0	0	0	0	1	(1)	0
AA-0000000	00000	ASEGURO DI KOOPERATIVA	ZZ		0	0	0	0	0	0	0	0	0	0	0	0	18	(18)	0

40.11

ANNUAL STATEMENT FOR THE YEAR 2002 OF THE NATIONWIDE MUTUAL INSURANCE COMPANY

SCHEDULE F - PART 3

Ceded Reinsurance as of December 31, Current Year (000 Omitted)

1 Federal ID Number	2 NAIC Company Code	3 Name of Reinsurer	4 Domiciliary Jurisdiction	5 Reinsurance Contracts Ceding 75% or More of Direct Premiums Written	6 Reinsurance Premiums Ceded	7 Reinsurance Recoverable On									8 Reinsurance Payable		18 Net Amount Recoverable From Reinsurers Cols. 15 - [16 + 17]	19 Funds Held By Company Under Reinsurance Treaties
						7 Paid Losses	8 Paid LAE	9 Known Case Loss Reserves	10 Known Case LAE Reserves	11 IBNR Loss Reserves	12 IBNR LAE Reserves	13 Unearned Premiums	14 Contingent Commissions	15 Cols. 7 thru 14 Totals	16 Ceded Balances Payable	17 Other Amounts Due to Reinsurers		
AA-1360015	00000	ASSICURAZIONI GENERALI DI TRIESTE E VENE.	ZZ		0	70	0	47	0	14	0	0	0	131	0	0	131	0
AA-1240010	00000	ASSUBEL ACCIDENTS ET DOMMAGES S. FO.	PN		0	0	0	0	0	0	0	0	0	0	0	0	0	0
AA-1320039	00000	ASSURANCES DE GENERALES DE FRANCE	ZZ		0	13	0	4	0	8	0	0	0	25	0	0	25	0
00-0000000	00000	ATLAS SA COMPANIA DE SEGUROS	ZZ		0	0	0	0	0	0	0	0	0	0	0	67	(67)	0
AA-0000000	00000	AXA RE (CANADIAN BRANCH)	PQ		0	0	0	0	0	0	0	0	0	0	0	5	(5)	0
AA-1320035	00000	AXA REASSURANCES	ZZ		0	0	0	0	0	0	0	0	0	0	1	0	0	0
AA-1122027	00000	AXA REINSURANCE UK PLC	ZZ		0	10	(10)	35	0	0	0	0	36	(4)	0	0	40	0
AA-3194139	00000	AXIS SPECIALITY LIMITED	VI		613	0	0	100	0	0	0	32	132	0	0	132	0	0
AA-1280090	00000	BALTICA NORDISK RE.	ZZ		0	0	0	2	0	0	0	0	2	0	0	2	0	0
AA-1340045	00000	BAYERISCHE RUCKVERSICHERUNG AKTIENGESELL.	ZZ		593	1	0	1	0	0	0	0	2	0	0	2	0	0
AA-1120255	00000	BISHOPSGATE INSURANCE CO LTD.	ZZ		0	0	0	0	0	0	0	0	1	0	0	0	1	0
AA-1560056	00000	BOREAL PROPERTY & CASUALTY COMPANY	BC		0	0	0	0	0	0	0	0	0	0	0	4	(4)	0
00-0000000	00000	BRITANICA DE SEGUROS	ZZ		0	0	0	0	0	0	0	0	0	0	0	285	(285)	0
00-0000000	00000	C I S - KENYA	ZZ		0	0	0	0	0	0	0	0	0	0	0	20	(20)	0
AA-2990860	00000	C.A. REASEGURADORA INTERNACIONAL DE VENE.	ZZ		0	0	0	0	0	0	0	0	0	0	0	328	(328)	0
AA-1560006	00000	CAA INSURANCE COMPANY (ONTARIO)	ON		0	0	0	0	0	0	0	0	0	0	0	57	(57)	0
AA-1560079	00000	CABOT INS CO.	NF		0	0	0	0	0	0	0	0	0	0	0	11	(11)	0
AA-1320050	00000	CAISSE CENTRALE DES MUTUELLES AGRICOLES	ZZ		0	0	0	0	0	0	0	0	0	0	0	1	(1)	0
AA-1320052	00000	CAISSE CENTRELE DE REASSURANCE	ZZ		0	0	0	0	0	0	0	0	0	0	0	3	(3)	0
AA-1560110	00000	CANADIAN GENERAL INSURANCE COMPANY	ON		0	0	0	0	0	0	0	0	0	0	0	20	(20)	0
AA-1560170	00000	CANADIAN SURETY COMPANY	ON		0	0	0	0	0	0	0	0	0	0	0	14	(14)	0
AA-5320030	00000	CHINA REINSURANCE COMPANY (HONG KONG)	ZZ		0	0	0	0	0	0	0	0	0	0	0	0	0	0
AA-1930130	00000	CIC HOLDINGS LTD.	GT		0	0	0	0	0	0	0	0	0	0	0	0	0	0
AA-1320004	00000	CIE FRANCAISE D'ASSURANCES EUROPEENNE	ZZ		0	0	0	0	0	0	0	0	0	0	0	0	0	0
AA-1320105	00000	CIE TRANSCONTINENTALE DE REASSURANCE	ZZ		0	0	0	0	0	0	0	0	0	0	0	3	(3)	0
AA-3190441	00000	CIGNA INTERNATIONAL REINSURANCE CO., LTD.	VI		0	0	0	0	0	0	0	0	0	0	0	1	(1)	0
AA-1120795	00000	CIGNA REINSURANCE COMPANY (UK) LIMITED	ZZ		0	0	0	0	0	0	0	0	1	0	0	1	(1)	0
AA-1120345	00000	CITY INS COMPANY (UK) LTD.	ZZ		0	0	0	0	0	0	0	0	0	0	0	0	0	0
AA-4360200	00000	CLAL INSURANCE CO., LTD.	ZZ		0	0	0	0	0	0	0	0	0	0	0	197	(197)	0
AA-1120355	00000	CNA INTERNATIONAL REINSURANCE COMPANY LT.	ZZ		87	0	0	0	0	20	1	(86)	(65)	0	0	0	(65)	0
AA-1120355	00000	CNA REINSURANCE OF LONDON	ZZ		0	0	0	2	0	0	0	0	2	0	0	3	0	0
AA-1560250	00000	CO-OPERATIVE FIRE & CASUALTY COMPANY	CN		0	0	0	1	0	0	0	0	1	0	0	0	1	0
AA-1560252	00000	CO-OPERATORS GENERAL INSURANCE COMPANY	ON		3	446	14	1,391	6	2,113	0	12	3,981	533	535	2,913	496	0
AA-3160085	00000	CO-OPERATORS GENERAL INSURANCE COMPANY L.	NA		0	0	0	0	0	0	0	0	0	0	285	(285)	0	0
AA-1280025	00000	CODAN OF COPENHAGEN	ZZ		0	0	0	0	0	0	0	0	0	0	0	7	(7)	0
AA-1120365	00000	COLONIA INSURANCE COMPANY LIMITED	ZZ		0	0	0	0	0	0	0	0	0	0	0	0	0	0
AA-2580005	00000	COLUMNA COMPANIA DE SEGUROS	ZZ		0	0	0	0	0	0	0	0	0	0	0	4	(4)	0
AA-1560205	00000	COMMERCIAL UNION ASSURANCE COMPANY OF C.	ON		0	0	0	0	0	0	0	0	0	0	12	(12)	0	0
AA-1320105	00000	COMPAGNE TRANSCONTINENTAL REASSURANCE	ZZ		0	0	0	0	0	0	0	0	0	0	0	351	(351)	0
AA-1241003	00000	COMPAGNIE EUROPEENE D'ASSURANCES INDUSTRI.	PN		0	0	0	0	0	0	0	0	0	0	0	0	0	0
AA-2330015	00000	COMPANIA AGRICOLA DE SEGUROS	ZZ		0	0	0	0	0	0	0	0	0	0	0	0	0	0
AA-2930006	00000	COMPANIA DE SEGUROS RIMAC	ZZ		0	0	0	0	0	0	0	0	0	0	0	0	0	0
AA-2430008	00000	COMPANIA NACIONAL DE SEGUROS, C. POR A.	ZZ		0	0	0	0	0	0	0	0	0	0	0	0	0	0
AA-2330024	00000	COMPANIA SURAMERICANA DE SEGUROS	ZZ		0	0	0	0	0	0	0	0	0	0	0	2	(2)	0
AA-2330021	00000	CONFIANZA, ASEGURADORA DE FIANZA	ZZ		0	0	0	0	0	0	0	0	0	0	0	1	(1)	0
AA-2280019	00000	CONSORCIO GENERAL DE SEGUROS SA	ZZ		0	0	0	0	0	0	0	0	0	0	0	353	(353)	0
AA-1560245	00000	CONSTITUTION INSURANCE COMPANY OF CANADA	ON		0	0	0	0	0	0	0	0	0	0	0	9	(9)	0
AA-1120415	00000	CONTINENTAL ASSURANCE COMPANY OF LONDON	ZZ		0	0	0	20	0	0	0	0	20	0	0	0	20	0
AA-1120001	00000	CONVERTIUM LIMITED	ZZ		219	7	(5)	27	0	0	0	9	39	0	0	39	0	0
AA-2430011	00000	COOPERATIVA NACIONAL DE SEGUROS, INC.	ZZ		0	0	0	0	0	0	0	0	0	0	0	52	(52)	0
AA-1120435	00000	COOPERATIVE INSURANCE SOCIETY	ZZ		1	65	9	153	6	140	0	0	372	28	151	194	118	0
AA-1120440	00000	COPENHAGEN RE	ZZ		132	0	0	0	0	0	0	0	1	0	0	0	1	0
AA-2280110	00000	CRUZ DEL SUR S.A.	ZZ		0	0	0	0	0	0	0	0	0	0	6	(6)	0	0
AA-1320105	00000	CTR TRANSCONTINENTALE DE REASSURANCE	ZZ		1	258	23	234	0	176	0	0	692	38	2	652	0	0
AA-1580015	00000	DAI TOKYO FIRE & MARINE INSURANCE CO LTD.	ZZ		0	0	0	0	0	0	0	0	0	0	1	(1)	0	0
AA-1120465	00000	DAI-TOKYO INSURANCE CO LTD.	ZZ		0	0	0	0	0	0	0	0	0	0	0	0	0	0
AA-1930022	00000	DEFENSE SERVICE HOMES	GT		0	0	0	0	0	0	0	0	0	0	0	0	0	0
AA-4690100	00000	DELTA INSURANCE COMPANY	ZZ		0	0	0	0	0	0	0	0	0	0	42	(42)	0	0
AA-1560038	00000	DESJARDINS GROUP	PQ		0	0	0	0	0	0	0	0	0	0	37	(37)	0	0

4012

ANNUAL STATEMENT FOR THE YEAR 2002 OF THE NATIONWIDE MUTUAL INSURANCE COMPANY

SCHEDULE F - PART 3

Ceded Reinsurance as of December 31, Current Year (000 Omitted)

1 Federal ID Number	2 NAIC Company Code	3 Name of Reinsurer	4 Domiciliary Jurisdiction	5 Reinsurance Contracts Ceding 75% or More of Direct Premiums Written	6 Reinsurance Premiums Ceded	Reinsurance Recoverable On									Reinsurance Payable		18 Net Amount Recoverable From Reinsurers Cols. 15 - [16 + 17]	19 Funds Held By Company Under Reinsurance Treaties
						7 Paid Losses	8 Paid LAE	9 Known Case Loss Reserves	10 Known Case LAE Reserves	11 IBNR Loss Reserves	12 IBNR LAE Reserves	13 Unearned Premiums	14 Contingent Commissions	15 Cols. 7 thru 14 Totals	16 Ceded Balances Payable	17 Other Amounts Due to Reinsurers		
AA-1122000	00000	DICK CLELAND	ZZ		0	0	0	0	0	0	0	0	0	0	0	24	(24)	0
AA-1121274	00000	DIRECT LINES INSURANCE PLC	ZZ		0	0	0	0	0	0	0	0	0	0	0	1	(1)	0
AA-4360005	00000	DOLEV INSURANCE COMPANY LTD	ZZ		0	0	0	0	0	0	0	0	0	0	0	83	(83)	0
AA-1580030	00000	DOWA FIRE & MARINE INSURANCE COMPANY	ZZ		1	74	8	87	0	118	0	0	4	291	3	0	288	0
AA-1120510	00000	DRAKE INSURANCE COMPANY LTD	ZZ		0	0	0	12	0	8	0	0	0	21	0	0	21	0
AA-1120515	00000	EAGLE STAR INSURANCE COMPANY LTD	ZZ		0	39	(3)	51	0	2	0	0	0	88	0	4	84	0
AA-1560290	00000	EASTON INSURANCE COMPANY	ON		0	0	0	0	0	0	0	0	0	0	0	38	(38)	0
AA-1120520	00000	ECCLESIASTICAL INSURANCE UK	ZZ		0	0	0	0	0	0	0	0	0	0	0	0	0	0
AA-1560300	00000	ECONOMICAL MUTUAL INSURANCE COMPANY	ON		0	0	0	0	0	0	0	0	0	0	0	546	(546)	0
AA-1340085	00000	EISEN UND STAHL RUCKVERSICHERUNGS-AKTIE	ZZ		0	0	0	35	0	0	0	0	0	35	(2)	0	37	0
AA-3194130	00000	ENDURANCE SPECIALTY INSURANCE LIMITED	VI		162	0	0	0	0	0	0	20	0	20	0	0	20	0
AA-1120545	00000	ENGLISH AND AMERICAN INSURANCE COMPANY L	ZZ		0	0	0	0	0	0	0	0	0	0	0	74	(74)	0
00-0000000	00000	EQUIDAD COOPERATIVA DE SEGUROS	ZZ		0	0	0	0	0	0	0	0	0	0	0	22	(22)	0
AA-1120643	00000	ERC FRANKONA REINSURANCE LIMITED (UK)	ZZ		382	0	0	0	0	0	0	21	0	21	0	0	21	0
AA-1280090	00000	EUM GESSELLSCHAFT FUR RUSH	ZZ		0	1	0	0	0	0	0	0	0	1	0	0	1	0
AA-1340003	00000	EUROPA RE RUCKVERSICHERUNG	ZZ		144	0	0	0	0	0	0	4	0	4	0	0	4	0
AA-1120580	00000	EXCESS INSURANCE COMPANY LTD	ZZ		0	0	0	122	0	0	0	0	0	122	0	50	73	(17)
AA-1120610	00000	F.M. INSURANCE COMPANY, LTD	ZZ		0	0	0	16	0	0	0	0	0	16	0	0	16	0
AA-1561033	00000	FAMILY INS. CORP	BC		0	0	0	0	0	0	0	0	0	0	0	32	(32)	0
AA-1126435	00000	FARADAY-SYNDICATE #435	ZZ		1,381	0	0	0	0	0	0	65	0	65	0	0	65	0
AA-1561013	00000	FEDERATION INSURANCE COMPANY OF CANADA	PQ		0	0	0	0	0	0	0	0	0	0	0	2	(2)	0
AA-1120605	00000	FINNISH (INDUSTRIAL) INDUSTRY	ZZ		0	0	0	0	0	0	0	0	0	0	0	0	0	0
AA-1120605	00000	FINNISH INDUSTRIAL AND GENERAL INSURANCE	ZZ		0	1	0	0	0	0	0	0	0	1	0	0	1	0
AA-1440037	00000	FOLKSAM GENERAL MUTUAL INSURANCE SOCIETY	PY		0	0	0	0	0	0	0	0	0	0	0	62	(62)	0
AA-1440035	00000	FOLKSAM INTERNATIONAL INSURANCE COMPANY	PY		64	70	19	150	10	168	0	0	4	421	(2)	38	385	206
AA-1440075	00000	FORSAKRINGSAKTIEBOLAGET SIRIUS	PY		53	0	0	0	0	0	0	0	0	0	0	0	0	0
AA-5280027	00000	FUBON INS CO. LTD	UY		0	0	0	0	0	0	0	0	0	0	0	21	(21)	0
AA-1120650	00000	FUJJI FIRE & MARINE INSURANCE COMPANY (UK	ZZ		0	0	0	3	0	0	0	0	0	3	0	0	3	0
AA-1560384	00000	GAN CANADA INSURANCE COMPANY	ON		0	0	0	0	0	0	0	0	0	0	0	82	(82)	0
AA-1320135	00000	GAN INCENDIE ACCIDENTS	ZZ		0	1	0	1	0	0	0	0	0	2	0	0	2	0
AA-1120980	00000	GAN MINSTER INSURANCE COMPANY LIMITED	ZZ		0	0	0	0	0	0	0	0	0	0	0	0	0	0
AA-9999999	00000	GE RE BERMUDA INSURANCE LTD	VI		230	0	0	19,814	0	0	0	0	0	20,043	0	0	20,043	0
AA-3190402	00000	GEM INSURANCE COMPANY	VI		0	0	0	0	0	0	0	0	0	0	0	18	(18)	0
AA-1560390	00000	GENERAL ACCIDENT ASSURANCE COMPANY OF CA	ON		0	0	0	0	0	0	0	0	0	0	0	48	(48)	0
AA-2991005	00000	GENERAL DE SEGUROS S.A.	ZZ		0	0	0	0	0	0	0	0	0	0	0	75	(75)	0
AA-5340310	00000	GENERAL INSURANCE CORPORATION OF INDIA	ZZ		85	0	0	0	0	0	0	4	0	5	0	0	5	0
AA-1120668	00000	GENERAL REINSURANCE SYNDICATE	ZZ		0	1	0	43	0	0	0	0	0	44	0	0	44	0
AA-2330010	00000	GENERALI COLOMBIA SEGUROS GENERALES S.A	ZZ		0	0	0	0	0	0	0	0	0	0	0	64	(64)	0
AA-1120680	00000	GERLING GLOBAL GENERAL & REINS CO LTD	ZZ		0	0	0	3	0	0	0	0	0	3	0	0	3	(1)
AA-1561014	00000	GERLING GLOBAL GENERAL INSURANCE COMPANY	ON		0	0	0	0	0	0	0	0	0	0	0	0	0	0
AA-1340095	00000	GERLING KONZERN GLOBALE RUECK	ZZ		0	0	0	0	0	0	0	0	0	0	0	25	(25)	0
AA-1120655	00000	GIO (UK) LIMITED	ZZ		0	0	0	0	0	0	0	0	0	0	0	0	0	0
AA-1420030	00000	GJENSIDIGE SKADEFORSIKRINGCE COMPANY	ZZ		0	0	0	0	0	0	0	0	0	0	0	0	0	0
AA-1420030	00000	GJENSIDIGE FORSIKRING	ZZ		0	0	0	0	0	0	0	0	0	0	0	921	(921)	0
AA-1320138	00000	GMF RE	ZZ		0	0	0	0	0	0	0	0	0	0	0	0	0	0
AA-1560420	00000	GORE MUTUAL	ON		0	0	0	0	0	0	0	0	0	0	0	81	(81)	0
AA-1340100	00000	GOTHAER RUCKVERSICHERUNG	ZZ		0	0	0	1	0	0	0	0	0	1	0	30	(29)	0
AA-1220040	00000	GRAZER WECHSELSEITIGE VERSICHERUNG	HO		0	0	0	0	0	0	0	0	0	0	0	0	0	0
AA-1560470	00000	GUARDIAN DU CANADA COMPAGNIE D'ASSURANCE	ON		0	0	0	0	0	0	0	0	0	0	0	9	(9)	0
AA-1120705	00000	GUARDIAN ROYAL EXCHANGE ASSURANCE PLC	ZZ		0	0	0	1	0	0	0	0	0	1	0	0	1	0
AA-1121401	00000	GUILDHALL INSURANCE COMPANY LIMITED	ZZ		0	0	0	2	0	17	0	0	0	18	0	0	18	0
AA-0000000	00000	GUYANA AND TRINIDAD MUT FIRE	ZZ		0	0	0	0	0	0	0	0	0	0	0	3	(3)	0
AA-4360375	00000	HADAR INSURANCE COMPANY, LTD	ZZ		0	0	0	0	0	0	0	0	0	0	0	97	(97)	0
AA-1340106	00000	HAFTPFLICHTVERBAND DER DEUTSCHEN INDUSTR	ZZ		0	0	0	0	0	0	0	0	0	0	0	1,913	(1,913)	0
AA-1560480	00000	HALIFAX INSURANCE COMPANY	ON		0	0	0	0	0	0	0	0	0	0	0	12	(12)	0
AA-1340115	00000	HAMBURGER INTERNATIONAL RUCKVERSICHERUNG	ZZ		0	0	0	0	0	0	0	0	0	0	0	0	0	0
AA-1340125	00000	HANNOVER RUECKVERSICHERUNGS-AKTIEGENSELL	ZZ		34	5	7	7	0	30	1	0	1	77	14	1	62	5
AA-1120730	00000	HANSA GENERAL INSURANCE COMPANY UNITED K	ZZ		0	0	0	1	0	0	0	0	0	1	0	0	1	0
AA-1440045	00000	HANSA INTERNATIONAL INSURANCE COMPANY LT	PY		0	0	0	0	0	0	0	0	0	0	0	0	0	0

40.13

**ANNUAL STATEMENT FOR THE YEAR 2002 OF THE NATIONWIDE MUTUAL INSURANCE COMPANY**

**SCHEDULE F - PART 3**

Ceded Reinsurance as of December 31, Current Year (000 Omitted)

1 Federal ID Number	2 NAIC Company Code	3 Name of Reinsurer	4 Domiciliary Jurisdiction	5 Reinsurance Contracts Ceding 75% or More of Direct Premiums Written	6 Reinsurance Premiums Ceded	Reinsurance Recoverable On										Reinsurance Payable		18 Net Amount Recoverable From Reinsurers Cols. 15 - [16 + 17]	19 Funds Held By Company Under Reinsurance Treaties	
						7 Paid Losses	8 Paid LAE	9 Known Case Loss Reserves	10 Known Case LAE Reserves	11 IBNR Loss Reserves	12 IBNR LAE Reserves	13 Unearned Premiums	14 Contingent Commissions	15 Cols. 7 thru 14 Totals	16 Ceded Balances Payable	17 Other Amounts Due to Reinsurers				
AA-1440043	00000	HANSA REINS CO LTD	PY		0	0	0	0	0	0	0	0	0	0	0	0	0	0	0	0
AA-1120750	00000	HARLEYSVILLE INSURANCE COMPANY LTD	ZZ		0	0	0	0	0	0	0	0	0	0	0	0	0	0	0	0
AA-1120518	00000	HOME & OVERSEAS INSURANCE COMPANY LTD	ZZ		0	1	0	40	0	8	0	0	0	0	49	0	2	47	0	
AA-0000000	00000	ICRB FACULTATIVE FACILITY	ZZ		0	0	0	0	0	0	0	0	0	0	0	0	53	(53)	0	
AA-1340135	00000	IDUNA VEREINIGTE LE BENSVERSICHERUNG AG	ZZ		0	0	0	1	0	0	0	0	0	0	1	0	0	1	0	
AA-4360001	00000	ILD INSURANCE CO, LTD	ZZ		0	0	0	0	0	0	0	0	0	0	0	0	0	0	0	
AA-1120790	00000	IMPERIO REINSURANCE COMPANY (UK) LTD	ZZ		0	0	0	0	0	0	0	0	0	0	0	0	0	623	(623)	
AA-1340129	00000	IMPERIO RUCH AG	ZZ		0	0	0	0	0	0	0	0	0	0	0	0	0	0	0	
AA-1122022	00000	INDEMNITY GUARANTEE ASSURANCE LTD	ZZ		0	0	0	52	0	23	0	0	0	0	75	0	0	75	0	
AA-1120143	00000	INDEPENDENT INSURANCE COMPANY LIMITED	ZZ		0	0	0	0	0	0	0	0	0	0	0	0	41	(41)	0	
AA-5340310	00000	INDIAN GUARANTEE GEN INS CO	ZZ		0	0	0	74	0	22	0	0	0	0	96	0	0	96	0	
AA-0000000	00000	ING CANADA	PQ		0	0	0	0	0	0	0	0	0	0	0	0	33	(33)	0	
AA-3430001	00000	INS CO WEST INDIES	ZZ		0	0	0	0	0	0	0	0	0	0	0	0	2	(2)	0	
AA-1780035	00000	INS CORP OF IRELAND LTD (CAN)	ON		0	0	0	0	0	0	0	0	0	0	0	0	0	0	0	
AA-1560520	00000	INSURANCE CORP OF NEWFOUNDLAND	ON		0	0	0	0	0	0	0	0	0	0	0	0	99	(99)	0	
AA-3190463	00000	INTERNATIONAL PROPERTY CATASTROPHE REINS	VI		222	0	0	0	0	0	0	0	0	0	0	0	0	0	0	
AA-0000000	00000	INTL AVIATION INS AGENCIES LTD	ZZ		0	0	0	0	0	0	0	0	0	0	0	0	24	(24)	0	
AA-2230425	00000	IRB-INST DE RESS. DO BRASIL	ZZ		0	0	0	0	0	0	0	0	0	0	0	0	539	(539)	0	
AA-1120825	00000	IRON TRADES MUT INS CO	ZZ		0	0	0	0	0	0	0	0	0	0	0	0	11	(11)	0	
AA-4360400	00000	ISRAEL PHOENIX ASSURANCE CO	ZZ		0	0	0	0	0	0	0	0	0	0	0	0	1,012	(1,012)	0	
AA-1720115	00000	KANSA GENERAL INS CO	PQ		0	0	0	0	0	0	0	0	0	0	0	0	275	(275)	0	
AA-1240037	00000	KBC INSURANCE N.V	PN		0	0	0	43	0	0	0	0	0	0	43	0	706	(663)	0	
AA-1120827	00000	KEMPER REINSURANCE LONDON LIMITED	ZZ		0	0	0	0	0	0	0	0	0	0	1	0	0	0	0	
AA-1720092	00000	KESKINAINEN VAKUUTUSYHTIO TAPIOLA	ZZ		1	59	5	117	0	147	0	0	0	4	332	3	0	329	0	
AA-1560532	00000	KINGSWAY GENERAL INS. CO.	ON		0	0	0	0	0	0	0	0	0	0	0	0	0	0	0	
AA-1120363	00000	KOLNISCHE RUECKVERSICHERUNGS-GESELLSCHAFT	ZZ		0	0	0	0	0	0	0	0	0	0	0	0	297	(297)	0	
AA-0000000	00000	KOOPERATIVA CESKO	ZZ		0	0	0	0	0	0	0	0	0	0	0	0	1,274	(1,274)	0	
AA-5420050	00000	KOREAN REINSURANCE CORPORATION	BO		0	0	0	0	0	0	0	0	0	0	0	0	0	0	0	
AA-1580050	00000	KYOEI MUTUAL FIRE & MARINE	ZZ		1	112	17	103	0	120	0	0	0	0	352	16	0	336	0	
AA-1560008	00000	LA CAPITALE, COMPAGNIE D'ASSURANCE GENER	PQ		0	0	0	0	0	0	0	0	0	0	0	0	5	(5)	0	
AA-0000000	00000	LA COMPAG D'AS PROVINCES UNIES	PQ		0	0	0	0	0	0	0	0	0	0	0	0	3	(3)	0	
AA-0000000	00000	LA COMPAGNIE 'D ASSURANCE CANADIENNE UNI	NF		0	0	0	0	0	0	0	0	0	0	0	0	8	(8)	0	
AA-1561027	00000	LA CONCORDE	PQ		0	0	0	0	0	0	0	0	0	0	0	0	0	0	0	
AA-0000000	00000	LA EQUIDAD SEGUROS	ZZ		0	0	0	0	0	0	0	0	0	0	0	0	18	(18)	0	
AA-1320167	00000	LA LICORNE SA COMPAGNIE DE REASSURANCES	ZZ		0	0	0	0	0	0	0	0	0	0	0	0	0	0	0	
AA-0000000	00000	LA NATIONALE ISRAEL INC	ZZ		0	0	0	0	0	0	0	0	0	0	0	0	5	(5)	0	
AA-1320230	00000	LA PRESERVATRICE COMPAGNIE	ZZ		0	13	0	12	0	9	0	0	0	0	35	0	0	35	0	
AA-2330118	00000	LA PREVVISORA	ZZ		0	0	0	0	0	0	0	0	0	0	0	0	13	(13)	0	
AA-1240162	00000	LA PREVOYANCE SOCIALE, SOCIETE COOPERATI	PN		0	0	0	0	0	0	0	0	0	0	1	0	0	1	0	
AA-1320235	00000	LA PROTECTRICE I.A.R.D.	ZZ		0	0	0	0	0	0	0	0	0	0	0	0	2	(2)	0	
AA-1560753	00000	LA SECURITE GENERALE ASSURANCE	PQ		0	0	0	0	0	0	0	0	0	0	0	0	1	(1)	0	
AA-1560043	00000	LA SOCIETE D'ASSURANCE DES CAISSE POPULA	PQ		0	0	0	0	0	0	0	0	0	0	0	0	12	(12)	0	
AA-1840014	00000	LAGUN ARO	BL		0	0	0	0	0	0	0	0	0	0	0	0	1	(1)	0	
AA-1340150	00000	LANDSCHAFTLICHE BRAND HANNOVER	ZZ		0	0	0	2	0	0	0	0	0	0	2	0	0	2	0	
00-0000000	00000	LAS AMERICAS	ZZ		0	0	0	0	0	0	0	0	0	0	0	0	184	(184)	0	
AA-3190654	00000	LASALLE RE LIMITED	VI		794	0	0	0	0	0	0	0	0	0	0	0	0	0	0	

4014

ANNUAL STATEMENT FOR THE YEAR 2002 OF THE NATIONWIDE MUTUAL INSURANCE COMPANY

SCHEDULE F - PART 3

Ceded Reinsurance as of December 31, Current Year (000 Omitted)

1 Federal ID Number	2 NAIC Company Code	3 Name of Reinsurer	4 Domiciliary Jurisdiction	5 Reinsurance Contracts Ceding 75% or More of Direct Premiums Written	6 Reinsurance Premiums Ceded	Reinsurance Recoverable On									Reinsurance Payable		18 Net Amount Recoverable From Reinsurers Cols. 15 - [16 + 17]	19 Funds Held By Company Under Reinsurance Treaties	
						7 Paid Losses	8 Paid LAE	9 Known Case Loss Reserves	10 Known Case LAE Reserves	11 IBNR Loss Reserves	12 IBNR LAE Reserves	13 Unearned Premiums	14 Contingent Commis-sions	15 Cols. 7 thru 14 Totals	16 Ceded Balances Payable	17 Other Amounts Due to Reinsurers			
AA-1569530	00000	LAURENTIAN GENERAL INSURANCE COMPANY, IN.	PQ		0	0	0	0	0	0	0	0	0	0	0	0	86	(86)	0
AA-1120845	00000	LEGAL AND GENERAL ASSURANCE SOCIETY LIMI.	ZZ		0	0	0	0	0	0	0	0	0	0	0	0	4	(4)	0
AA-1560249	00000	LES COOPERANTS, COMPAGNIE D' ASSURANCES	PQ		0	0	0	3	0	5	0	0	0	0	8	0	7	1	7
AA-1120855	00000	LIBERTY MUTUAL INSURANCE COMPANY (MASSAC.	ZZ		4	0	0	1	0	0	0	0	0	0	1	0	0	1	0
AA-2330165	00000	LIBERTY SEGUROS S.A.	ZZ		0	0	0	0	0	0	0	0	0	0	0	0	38	(38)	0
AA-1361006	00000	LLOYD ITALILICO ASSICURAZIONI SPA	ZZ		0	29	0	34	0	11	0	0	0	0	74	0	0	74	0
AA-1121134	00000	LONDON & OVERSEAS INSURANCE COMPANY LTD.	ZZ		0	0	0	0	0	0	0	0	0	0	0	0	20	(20)	0
AA-0000000	00000	LONDON GROUP	ZZ		0	0	0	0	0	0	0	0	0	0	0	0	30	(30)	0
AA-0000000	00000	LONDON MASTER DRILLING RIG	ZZ		0	0	0	0	0	0	0	0	0	0	0	0	0	0	0
AA-1120925	00000	LUDDGATE INSURANCE COMPANY	ZZ		0	0	0	0	0	0	0	0	0	0	0	0	0	0	0
AA-1560560	00000	MANITOBA MENNONITE MUT INS CO.	MB		0	0	0	0	0	0	0	0	0	0	0	0	1	(1)	0
AA-1569555	00000	MANITOBA PUBLIC INSURANCE CORP.	MB		0	0	0	0	0	0	0	0	0	0	0	0	146	(146)	0
AA-1840616	00000	MAPFRE AGROPECUARIA MUTUALIDAD DE SEGURO	BL		53	0	0	0	0	0	0	0	0	0	1	0	2	(1)	0
AA-1560563	00000	MAPLEX GENERAL INSURANCE CO.	ON		0	0	0	0	0	0	0	0	0	0	0	0	27	(27)	0
AA-4360615	00000	MENORAH INSURANCE COMPANY	ZZ		0	0	0	0	0	0	0	0	0	0	0	0	32	(32)	0
AA-1120952	00000	MERCANTILE MUTUAL INSURANCE (UK) LIMITED	ZZ		0	0	0	0	0	0	0	0	0	0	0	0	0	0	0
AA-1560574	00000	METRO GENERAL INSURANCE CORPORATIONS	NF		0	0	0	0	0	0	0	0	0	0	0	0	102	(102)	0
AA-1120973	00000	METROPOLITAN REINS CO (UK) LTD UNITED KI	ZZ		0	0	0	0	0	0	0	0	0	0	0	0	0	0	0
AA-3190277	00000	MIC RE CORP	VI		0	0	0	0	0	0	0	0	0	0	0	0	0	0	0
AA-4360625	00000	MIGDAL INSURANCE COMPANY LTD.	ZZ		0	0	0	0	0	0	0	0	0	0	0	0	9	(9)	0
AA-1120980	00000	MINSTER INSURANCE COMPANY LTD.	ZZ		0	0	0	23	0	0	0	0	0	0	0	0	270	(246)	0
00-0000000	00000	MONGOL DAATGAL MONGOLIAN NATIONAL INS &	ZZ		0	0	0	0	0	0	0	0	0	0	24	0	30	(30)	0
AA-1340165	00000	MUENCHENER RUECKVERSICHERUNGS-GESELLSCHA	ZZ		1,913	10	(10)	0	0	0	0	0	102	0	102	0	1,115	(1,013)	0
AA-1120011	00000	MUNICH REINSURANCE COMPANY	ZZ		0	1	0	0	0	0	0	0	0	0	1	0	0	1	0
AA-1320171	00000	MUTUELLE ASSURANCE ARTISANALE DE FRANCE	ZZ		0	0	0	0	0	0	0	0	0	0	0	0	12	(12)	0
AA-2831001	00000	NACIONAL DE PANAMA	ZZ		0	0	0	0	0	0	0	0	0	0	0	0	21	(21)	0
AA-3190125	00000	NATIONAL UNDERWRITERS RE (UK)	ZZ		0	4	0	1	0	0	0	0	0	0	5	0	0	5	0
AA-1380165	00000	NEDERLANDS REASSURANTIE GROEP NV	ZZ		0	0	0	0	0	0	0	0	0	0	0	0	69	(69)	0
AA-1380165	00000	NEDERLANDSCHE REASSURANTIE GROEP, N.V.	ZZ		0	0	0	0	0	0	0	0	0	0	0	0	0	0	0
00-0000000	00000	NEW INSURANCE COMPANY LIMITED	ZZ		0	0	0	0	0	0	0	0	0	0	0	0	90	(90)	0
AA-5340660	00000	NEW INDIA ASSURANCE COMPANY LTD.	ZZ		0	1	0	1	0	0	0	0	0	0	2	0	0	2	0
AA-1960665	00000	NEW ZEALAND INSURANCE COMPANY LTD.	ZZ		0	0	0	0	0	0	0	0	0	0	0	0	0	0	0
AA-1121065	00000	NEW ZEALAND INSURANCE PLC	ZZ		0	0	0	1	0	0	0	0	0	0	1	0	0	1	0
AA-1380140	00000	NIEUW ROTTERDAM BEHEER N.V.	ZZ		0	0	0	0	0	0	0	0	0	0	1	0	0	0	0
AA-1580060	00000	NIPPON FIRE & MARINE INSURANCE COMPANY L	ZZ		0	0	0	0	0	0	0	0	0	0	0	0	0	0	0
AA-1121075	00000	NIPPON INSURANCE CO. OF EUROPE LTD.	ZZ		0	0	0	0	0	0	0	0	0	0	0	0	0	0	0
AA-1580070	00000	NISSHIN FIRE & MARINE INSURANCE COMPANY	ZZ		0	0	0	2	0	0	0	0	0	0	2	0	5	(3)	0
AA-1280090	00000	NORDISK REINSURANCE COMPANY A/S	ZZ		0	0	0	3	0	0	0	0	0	0	3	0	0	3	0
AA-1560630	00000	NORTH WATERLOO FARMERS MUT INS.	ON		0	0	0	0	0	0	0	0	0	0	0	0	6	(6)	0
AA-1460100	00000	NOUVELLE COMPAGNIE DE REASSURANCES	TT		0	0	0	0	0	0	0	0	0	0	1	0	0	1	0
AA-1121110	00000	NW REINSURANCE CORPORATION LTD.	ZZ		0	3	0	2	0	0	0	0	0	0	5	0	0	5	0
AA-1560001	00000	OPTIMUM INSURANCE COMPANY	PQ		0	0	0	0	0	0	0	0	0	0	0	0	11	(11)	0
AA-1120017	00000	ORION INSURANCE (GENERAL) PLC	ZZ		0	0	0	9	0	0	0	0	0	0	9	0	99	(90)	(2)
AA-5760040	00000	OVERSEAS UNION INSURANCE LTD.	ZZ		0	23	0	16	0	4	0	0	0	0	43	0	0	43	0
AA-1320232	00000	P & V ASSURANCES	PN		1	245	19	275	7	261	0	0	0	0	806	(32)	682	156	189
AA-1123000	00000	P J GREEN SYNDICATE	ZZ		0	0	0	0	0	0	0	0	0	0	0	0	97	(97)	0
AA-2430010	00000	PAN AMERICAN LIFE INSURANCE COMPANY (PAL	ZZ		0	0	0	0	0	0	0	0	0	0	0	0	52	(52)	0
AA-3190686	00000	PARTNER RE	VI		4,951	0	0	51	0	353	6	213	0	624	16	0	0	608	0
AA-3190129	00000	PAUMANOCK INSURANCE COMPANY	VI		0	1	0	4	0	0	0	0	0	5	0	0	5	5	0
AA-1122000	00000	PAYNE, E W & CO LTD.	ZZ		0	0	0	0	0	0	0	0	0	0	0	0	294	(294)	0
AA-1320015	00000	PHOENIX ACCIDENTS COMPAGNIE	ZZ		0	0	0	8	0	1	0	0	0	9	0	0	0	9	0
AA-1121200	00000	POHJOLA INSURANCE COMPANY (UK) LIMITED	ZZ		0	0	0	0	0	0	0	0	0	0	0	0	0	0	0
AA-1121200	00000	POHJOLA INSURANCE COMPANY LIMITED	ZZ		0	0	0	0	0	0	0	0	0	0	0	0	0	0	0
00-0000000	00000	POOL COOPERATIVO (AACMS)	ES		0	0	0	0	0	0	0	0	0	0	0	0	118	(118)	0
AA-1560710	00000	PORTAGE LA PRAIRIE MUTUAL INSURANCE COMP.	MB		0	0	0	0	0	0	0	0	0	0	0	0	42	(42)	0
AA-1320230	00000	PRESERVATRICE FONCIERE ASSURANCES (PFA S.	ZZ		0	0	0	0	0	0	0	0	0	0	0	0	8	(8)	0
AA-1560766	00000	PROMUTUEL REASSURANCE	PQ		0	0	0	0	0	0	0	0	0	0	0	0	12	(12)	0

40.15

**ANNUAL STATEMENT FOR THE YEAR 2002 OF THE NATIONWIDE MUTUAL INSURANCE COMPANY**

**SCHEDULE F - PART 3**

Ceded Reinsurance as of December 31, Current Year (000 Omitted)

1 Federal ID Number	2 NAIC Company Code	3 Name of Reinsurer	4 Domiciliary Jurisdiction	5 Reinsurance Contracts Ceding 75% or More of Direct Premiums Written	6 Reinsurance Premiums Ceded	Reinsurance Recoverable On										Reinsurance Payable		18 Net Amount Recoverable From Reinsurers Cols. 15 - [16 + 17]	19 Funds Held By Company Under Reinsurance Treaties
						7 Paid Losses	8 Paid LAE	9 Known Case Loss Reserves	10 Known Case LAE Reserves	11 IBNR Loss Reserves	12 IBNR LAE Reserves	13 Unearned Premiums	14 Contingent Commis-sions	15 Cols. 7 thru 14 Totals	16 Ceded Balances Payable	17 Other Amounts Due to Reinsurers			
AA-1121220	00000	PROVINCIAL INS. LTD.	GT		0	0	0	0	0	0	0	0	0	0	0	0	0	0	0
AA-1340187	00000	PROVINZIAL BRANDKASSE VERSICHERUNGSANST.	ZZ		0	0	0	0	0	0	0	0	0	0	0	0	0	0	0
AA-5360040	00000	PT ASURANSI JASA INDONESIA	ZZ		0	0	0	0	0	0	0	0	0	0	0	0	0	15	(15)
AA-1780070	00000	QBE INSURANCE & REINSURANCE (EUROPE) LTD.	ZZ		0	1	0	0	0	0	0	0	0	0	0	0	0	0	1
AA-1121235	00000	QBW INTERNATIONAL INSURANCE LIMITED	ZZ		16	0	0	5	0	0	0	1	0	6	0	0	0	0	6
AA-1340192	00000	R & V ALLGEMEINE VERSICHERUNG AG	ZZ		(3)	12	3	36	0	0	0	0	0	51	(2)	4,944	(4,891)	0	
AA-0000000	00000	RAC INSURANCE	GT		0	0	0	0	0	0	0	0	0	0	0	0	0	1	(1)
AA-2330030	00000	REAL PANAMENA DE SEGUROS S.A.	ZZ		0	0	0	0	0	0	0	0	0	0	0	0	0	5	(5)
AA-2232002	00000	REAL SEGUROS	ZZ		0	0	0	0	0	0	0	0	0	0	0	0	0	26	(26)
00-0000000	00000	REAL SEGUROS COLOMBIA SA	ZZ		0	0	0	0	0	0	0	0	0	0	0	0	0	5	(5)
AA-2330125	00000	REASEGURADORA DE COLUMBIA SA	ZZ		0	0	0	0	0	0	0	0	0	0	0	0	0	7	(7)
AA-2430009	00000	REASEGURADORA HISPANIOLA	ZZ		0	0	0	0	0	0	0	0	0	0	0	0	0	637	(637)
AA-2731000	00000	REASEGUROS ALIANZA S.A.	ZZ		0	0	0	0	0	0	0	0	0	0	0	0	0	35	(35)
AA-3190339	00000	RENAISSANCE REINSURANCE LTD	VI		303	0	0	0	0	0	0	0	0	0	0	0	0	0	0
AA-1340195	00000	RHEIN MAIN RUECKVERSICHERUNGS-GESELLSCHA.	ZZ		(11)	829	38	3,178	23	3,316	81	31	7,496	(10)	6,582	924	171	0	
AA-1460115	00000	RHEIN RUCK AG	TT		0	0	0	0	0	0	0	0	0	0	0	0	0	1	0
AA-1340200	00000	RHEINLAND UND RUECK	ZZ		0	1	0	1	0	0	0	0	2	0	0	0	0	2	0
AA-1121270	00000	RIVER THAMES INSURANCE COMPANY LTD.	ZZ		0	1	0	2	0	0	0	0	0	2	0	0	0	2	0
AA-1121275	00000	ROYAL INSURANCE (UK) LIMITED	ZZ		0	0	0	0	0	0	0	0	0	0	0	0	0	196	(196)
AA-1560735	00000	ROYAL INSURANCE COMPANY OF CANADA	ON		0	0	0	0	0	0	0	0	0	0	0	0	0	10	(10)
AA-1121277	00000	ROYAL REINSURANCE COMPANY LTD.	ZZ		0	0	1	0	0	0	0	0	0	1	0	0	0	0	1
00-0000000	00000	SANCOR COOPERATIVA DE SEGUROS	ES		0	0	0	0	0	0	0	0	0	0	0	0	0	48	(48)
AA-1990905	00000	SANTAM INS CO LTD	AG		0	2	0	2	0	0	0	0	0	4	0	0	0	4	0
AA-1240175	00000	SECURA S.A. SOCIETE DE REASSURANCES	PN		1	29	15	144	0	155	0	0	343	(9)	213	139	0	0	
AA-1560760	00000	SECURITY NATIONAL INS	PQ		0	0	0	0	0	0	0	0	0	0	0	0	0	26	(26)
AA-2430690	00000	SEGUROS AMERICA C. POR A.	ZZ		0	0	0	0	0	0	0	0	0	0	0	0	0	47	(47)
AA-2730025	00000	SEGUROS BBV PROBURSA	ZZ		0	0	0	0	0	0	0	0	0	0	0	0	0	4	(4)
00-0000000	00000	SEGUROS CARACAS	ZZ		0	0	0	0	0	0	0	0	0	0	0	0	0	35	(35)
00-0000000	00000	SEGUROS COLPATRIA S.A.	ZZ		0	0	0	0	0	0	0	0	0	0	0	0	0	0	0
AA-2730015	00000	SEGUROS COMERCIAL AMERICA S.A. DE C.V.(B.	ZZ		0	0	0	0	0	0	0	0	0	0	0	0	0	51	(51)
AA-2530002	00000	SEGUROS DEL PACIFICO S.A.	ZZ		0	0	0	0	0	0	0	0	0	0	0	0	0	6	(6)
AA-2480010	00000	SEGUROS EQUINOCCIAL	ZZ		0	0	0	0	0	0	0	0	0	0	0	0	0	1	(1)
AA-2830007	00000	SEGUROS FEDPA	ZZ		0	0	0	0	0	0	0	0	0	0	0	0	0	7	(7)
AA-2530001	00000	SEGUROS FUTURO	ZZ		0	0	0	0	0	0	0	0	0	0	0	0	0	5	(5)
00-0000000	00000	SEGUROS LA ANTILLANA	ZZ		0	0	0	0	0	0	0	0	0	0	0	0	0	37	(37)
AA-2730600	00000	SEGUROS TEPEYAC S A MEXICO	ZZ		0	0	0	0	0	0	0	0	0	0	0	0	0	61	(61)
66-0437064	40568	SEGUROS TRIPLES, INC.	ZZ		0	0	0	0	0	0	0	0	0	0	0	0	0	248	(248)
AA-5420070	00000	SHINDONGAH FIRE & MARINE INSURANCE COMPA.	BO		0	0	0	0	0	0	0	0	0	0	0	0	0	4	(4)
AA-5760055	00000	SINGAPORE REINSURANCE CORPORATION	ZZ		0	1	0	2	0	0	0	0	0	2	0	0	0	2	0
AA-1440076	00000	SIRIUS INTERNATIONAL INS. CORP.	PY		58	0	0	0	0	0	7	0	7	0	0	0	0	7	0
AA-1121340	00000	SKANDIA INSURANCE COMPANY LIMITED (UK)	ZZ		0	1	0	0	0	0	0	0	0	1	0	0	0	1	0
AA-1122004	00000	SLATER WALKER INSURANCE CO LTD.	ZZ		0	0	0	0	0	0	0	0	0	0	0	0	0	3	(3)
AA-1320275	00000	SOCIETE COMMERCIALE DE REASSURANCE	ZZ		0	0	0	0	0	0	0	0	0	0	0	0	0	178	(178)
AA-1320295	00000	SOCIETE DE REASSURANCE DES ASSURANCES MU.	ZZ		3	1,475	99	6,451	1	899	0	0	8,926	353	207	8,365	7	(7)	
AA-1561018	00000	SOCIETE MUT DE REAS	PQ		0	0	0	0	0	0	0	0	0	0	0	0	0	7	(7)
AA-1320255	00000	SOCIETE PARISIENNE D SOUSCRIPT.	ZZ		117	1	0	0	0	0	6	0	7	0	0	0	0	0	7
AA-5280050	00000	SOUTH CHINA INS. CO	UY		0	0	0	0	0	0	0	0	0	0	0	0	0	392	(392)
AA-1340260	00000	SPARKASSEN-VERSICHERUNG ALLEGEMEINE VERSI.	ZZ		0	0	0	0	0	0	0	0	0	0	0	0	0	0	0
AA-3190746	00000	SPHERE DRAKE HOLDINGS LTD.	VI		0	0	0	1	0	0	0	0	1	0	0	0	0	1	0
AA-1121366	00000	SPHERE DRAKE INSURANCE PUBLIC LIMITED CO.	ZZ		0	13	0	1	0	0	0	0	14	0	0	0	0	14	0
AA-1121365	00000	SPHERE INSURANCE COMPANY LIMITED	ZZ		0	0	0	1	0	0	8	0	9	0	0	0	0	9	0
AA-1320284	00000	SPS REASSURANCES	FR		172	0	0	0	0	0	0	0	0	0	0	0	0	0	0
AA-1120962	00000	ST PAUL FIRE AND MARINE (UK)	ZZ		148	0	0	0	0	0	0	0	0	0	0	0	0	0	0
AA-0000000	00000	STEWART WRIGHTSON AVIATION LTD.	ZZ		0	0	0	0	0	0	0	0	0	0	0	0	0	0	0
AA-1121390	00000	STRONGHOLD INSURANCE	ZZ		0	141	0	67	0	29	0	0	237	0	0	0	0	237	0
AA-1121395	00000	SUMITOMO M & F INS CO (EUR) LTD.	ZZ		0	0	0	0	0	0	0	0	0	0	0	0	0	0	0
AA-1580075	00000	SUMITOMO MARINE & FIRE INSURANCE COMPANY	ZZ		9	0	0	1	0	0	0	0	1	0	0	0	0	1	0
AA-1460146	00000	SWISS REINSURANCE COMPANY	TT		148,014	0	0	0	0	0	0	0	0	0	0	0	0	0	0
AA-0000000	00000	SYNERISTIKI INSURANCE COMPANY	ZZ		0	0	0	0	0	0	0	0	0	0	0	0	0	0	0

40.16

**ANNUAL STATEMENT FOR THE YEAR 2002 OF THE NATIONWIDE MUTUAL INSURANCE COMPANY**

**SCHEDULE F - PART 3**

Ceded Reinsurance as of December 31, Current Year (000 Omitted)

1 Federal ID Number	2 NAIC Company Code	3 Name of Reinsurer	4 Domiciliary Jurisdiction	5 Reinsurance Contracts Ceding 75% or More of Direct Premiums Written	6 Reinsurance Premiums Ceded	Reinsurance Recoverable On										Reinsurance Payable		18 Net Amount Recoverable From Reinsurers Cols. 15 - [16 + 17]	19 Funds Held By Company Under Reinsurance Treaties		
						7 Paid Losses	8 Paid LAE	9 Known Case Loss Reserves	10 Known Case LAE Reserves	11 IBNR Loss Reserves	12 IBNR LAE Reserves	13 Unearned Premiums	14 Contingent Commis- sions	15 Cols. 7 thru 14 Totals	16 Ceded Balances Payable	17 Other Amounts Due to Reinsurers					
AA-1121410	00000	TAISHO MARINE & FIRE COMPANY LIMITED	ZZ		0	0	0	0	0	0	0	0	0	0	0	0	0	0	0	0	
AA-5280065	00000	TAIWAN FIRE & MARINE INS CO	UY		0	0	0	0	0	0	0	0	0	0	0	0	0	127	(127)	0	
AA-2880005	00000	TAJY S.A. DE SEGUROS	ZZ		0	0	0	0	0	0	0	0	0	0	0	0	0	12	(12)	0	
AA-3190770	00000	TEMPEST REINSURANCE COMPANY LIMITED	VI		3,199	0	0	0	0	0	0	0	0	161	0	161	0	0	161	0	
AA-1560450	00000	TEMPLE INSURANCE COMPANY	ON		0	0	0	0	0	0	0	0	0	0	0	0	0	23	(23)	0	
AA-3191272	00000	TERRA NOVA (BERMUDA) INSURANCE COMPANY L	VI		53	0	0	0	0	0	0	0	0	0	0	0	0	0	0	0	
AA-1121425	00000	TERRA NOVA INSURANCE COMPANY LTD	ZZ		0	7	(4)	60	0	0	0	0	0	0	63	(9)	0	0	72	0	
AA-1460025	00000	THE BALOISE INSURANCE COMPANY LTD BASLER	TT		0	0	0	0	0	0	0	0	0	0	0	0	0	0	0	0	
AA-1120361	00000	THE BRITISH & EUROPEAN REINSURANCE COMPA	ZZ		0	18	0	59	0	12	0	0	0	0	0	90	0	0	90	0	
AA-1580010	00000	THE CHIYODA FIRE & MARINE INSURANCE COMP	ZZ		0	0	0	12	0	0	0	0	0	0	12	0	0	0	12	0	
AA-1560197	00000	THE CITADEL GENERAL ASSURANCE COMPANY	ON		0	0	0	0	0	0	0	0	0	0	0	0	0	48	(48)	0	
AA-1120374	00000	THE NORTHERN ASSURANCE COMPANY LTD	ZZ		0	0	0	3	0	0	0	0	0	0	3	0	0	86	(83)	1	
AA-1121310	00000	THE SCOTTISH LION INSURANCE COMPANY LTD	ZZ		0	0	0	0	0	0	0	0	0	0	0	0	0	92	(92)	0	
AA-1560770	00000	THE SOVEREIGN GENERAL INSURANCE COMPANY	AB		0	0	0	0	0	0	0	0	0	0	0	0	0	0	0	0	
AA-1580100	00000	THE TOKIO MARINE & FIRE INSURANCE COMPAN	ZZ		0	0	0	0	0	0	0	0	0	0	0	0	0	26	(26)	0	
AA-1580110	00000	THE YASUDA FIRE AND MARINE INSURANCE COM	ZZ		0	6	0	21	0	0	0	0	0	0	27	0	0	0	27	0	
AA-1340220	00000	THURGINIA VERSICHERUNGS-A.G	ZZ		2	0	0	1	0	0	0	0	0	0	1	0	0	0	1	0	
AA-1580095	00000	TOA FIRE AND MARINE REINSURANCE COMPANY	ZZ		0	0	0	0	0	0	0	0	0	0	0	0	0	4	(4)	0	
AA-1121430	00000	TOA-RE INSURANCE COMPANY LTD	ZZ		0	5	(2)	0	0	0	0	0	0	0	3	0	0	0	3	0	
AA-1121445	00000	TOKIO MARINE & FIRE INSURANCE COMPANY LT	ZZ		0	0	0	0	0	0	0	0	0	0	0	0	0	0	0	0	
AA-1340225	00000	TRANSATLANTISCHE BETEILIGUNGS - A.G	ZZ		0	0	0	0	0	0	0	0	0	0	0	0	0	38	(38)	0	
AA-1120431	00000	TUREGUM INSURANCE COMPANY	ZZ		0	0	0	21	0	0	0	0	0	0	21	0	0	83	(62)	(2)	
AA-1460150	00000	TUREGUM VERSICHERUNGSGESELLSCHAFT	TT		0	172	0	155	0	47	0	0	0	0	375	0	0	0	375	0	
AA-0000000	00000	TUW	ZZ		0	0	0	0	0	0	0	0	0	0	0	0	1	0	(1)	0	
AA-1121380	00000	UNI SOTREBRAND INSURANCE COMPANY (UK) LI	ZZ		0	0	0	0	0	0	0	0	0	0	0	0	0	0	0	0	
AA-5280070	00000	UNION INSURANCE CO OF TAIWAN	UY		0	0	0	0	0	0	0	0	0	0	0	0	0	286	(286)	0	
AA-1121480	00000	UNIONAMERICA INSURANCE COMPANY LTD	ZZ		0	2	0	1	0	0	0	0	0	0	2	0	0	0	2	0	
AA-1360255	00000	UNIPOL, COMPAGNIA ASSICURATRICE	ZZ		2	58	31	362	0	298	0	0	0	0	749	(22)	52	719	107	0	
AA-0040033	00000	UNITED INS. CO. LTD, BARBADOS	NA		0	0	0	0	0	0	0	0	0	0	0	0	0	0	0	0	
AA-1420110	00000	VAR GENERAL INSURANCE AS	ZZ		1	33	3	90	0	147	0	0	0	0	275	(1)	14	262	0	0	
AA-1320310	00000	VIA-ASSURANCE IARD NORD ANON	ZZ		0	0	0	0	0	0	0	0	0	0	0	0	0	0	0	0	
AA-1340240	00000	VICTORIA RUCHVERSICHERUNG AG	ZZ		0	0	0	2	0	0	0	0	0	0	2	0	0	0	2	0	
AA-1121515	00000	VICTORY INSURANCE COMPANY LTD	ZZ		0	0	0	0	0	21	0	0	0	0	21	0	0	0	21	0	
AA-3190170	00000	WALTON INSURANCE CO LTD	VI		0	589	0	70	0	191	0	0	0	0	851	0	0	851	0	0	
AA-1121532	00000	WAUSAU INSURANCE COMPANY LTD	ZZ		0	0	0	0	0	0	0	0	0	0	0	0	0	0	0	0	
AA-1220070	00000	WEINER RUCKVERSICHERUNGS GESELLSCHAFT	HO		1	132	27	177	0	178	0	0	0	4	518	18	0	499	0	0	
AA-1340245	00000	WESTFALISCHE PROVINZIAL-FEUERSOZIJETAT, V	ZZ		0	0	0	1	0	0	0	0	0	0	1	0	0	0	1	0	
AA-1220075	00000	WIENER STADTISCHE	HO		1	164	16	166	0	128	0	0	0	0	473	(7)	15	465	4	0	
AA-0000000	00000	WILLIAM H. MCGEE	VI		0	0	0	0	0	0	0	0	0	0	0	0	114	(114)	0	0	
AA-1460185	00000	WINTERHUR SWISS INS. CO, SWITZERLAND	TT		0	0	0	0	0	0	0	0	0	0	0	0	0	0	0	0	
AA-1120386	00000	WORLD AUXILIARY INSURANCE CORP LTD	ZZ		0	7	0	26	0	7	0	0	0	0	40	0	0	0	40	0	
AA-3190541	00000	X.L. INSURANCE COMPANY LTD	VI		(36)	0	0	0	0	0	0	0	(1)	0	(1)	0	0	0	(1)	0	
AA-3190757	00000	XL RE LTD	VI		1,791	24	(24)	113	0	0	0	81	0	195	0	0	0	195	0	0	
AA-1122021	00000	YORKSHIRE INSURANCE COMPANY LIMITED	ZZ		0	0	0	0	0	0	0	0	0	0	0	0	0	0	0	0	
AA-0000000	00000	ZCF INS. SERVICES LTD	ZZ		0	0	0	0	0	0	0	0	0	0	0	0	0	0	0	0	
AA-1340260	00000	ZENTRALEUROPAISCHE VER AG	ZZ		0	0	0	1	0	0	0	0	0	1	0	0	0	0	1	0	
AA-4361275	00000	ZION INS CO	ZZ		0	0	0	0	0	0	0	0	0	0	0	0	0	31	(31)	0	
AA-1560999	00000	ZURICH INS CO (CANADA)	ON		0	0	0	0	0	0	0	0	0	0	0	0	0	4	(4)	0	
AA-1460190	00000	ZURICH VERSICHERUNGS-GESELLSCHAFT	TT		1	107	32	180	0	177	0	0	0	6	502	(5)	0	507	0	0	
1799998 - Unauthorized - Other Non-U.S. Insurers (Under \$100,000)															0					0	0
1799999 - Unauthorized - Other Non-U.S. Insurers						165,962	5,741	329	34,824	53	9,460	6	736	70	51,218	888	34,106	16,222	409,813		
1899999 - Total - Unauthorized						166,646	5,738	337	37,003	53	9,552	6	777	70	53,536	757	90,633	(37,854)	409,470		
1999999 - Total - Authorized and Unauthorized						2,636,778	367,644	2,056	1,402,392	75,226	765,135	309,582	883,198	26,493	3,831,726	437,535	8,803,483	(5,409,292)	409,341		
2099999 - Total - Protected Cells														0	0	0	0	0	0	0	0
<b>9999999 Totals</b>						<b>2,636,778</b>	<b>367,644</b>	<b>2,056</b>	<b>1,402,392</b>	<b>75,226</b>	<b>765,135</b>	<b>309,582</b>	<b>883,198</b>	<b>26,493</b>	<b>3,831,726</b>	<b>437,535</b>	<b>8,803,483</b>	<b>(5,409,292)</b>	<b>409,341</b>		

40.17

**ANNUAL STATEMENT FOR THE YEAR 2002 OF THE NATIONWIDE MUTUAL INSURANCE COMPANY**

**SCHEDULE F - PART 3**

**Ceded Reinsurance as of December 31, Current Year (000 Omitted)**

1 Federal ID Number	2 NAIC Company Code	3 Name of Reinsurer	4 Domiciliary Jurisdiction	5 Reinsurance Contracts Ceding 75% or More of Direct Premiums Written	6 Reinsurance Premiums Ceded	Reinsurance Recoverable On										Reinsurance Payable		18 Net Amount Recoverable From Reinsurers Cols. 15 - [16 + 17]	19 Funds Held By Company Under Reinsurance Treaties
						7 Paid Losses	8 Paid LAE	9 Known Case Loss Reserves	10 Known Case LAE Reserves	11 IBNR Loss Reserves	12 IBNR LAE Reserves	13 Unearned Premiums	14 Contingent Commis-sions	15 Cols. 7 thru 14 Totals	16 Ceded Balances Payable	17 Other Amounts Due to Reinsurers			
<b>9999999 Totals</b>					2,636,778	367,644	2,056	1,402,392	75,226	765,135	309,582	883,198	26,493	3,831,726	437,535	8,803,483	(5,409,292)	409,341	

NOTE: Report the five largest provisional commission rates included in the cedant's reinsurance treaties.  
The commission rate to be reported is by contract with ceded premium in excess of \$50,000:

	1 Name of Company	2 Commission Rate	3 Ceded Premium
1.	AMERICAN REINS CO.....	27.500	20,312,021
2.	HARTFORD STEAM BOILER.....	25.000	6,927,860
3.	.....		
4.	.....		
5.	.....		

**ANNUAL STATEMENT FOR THE YEAR 2002 OF THE NATIONWIDE MUTUAL INSURANCE COMPANY**

**SCHEDULE F - PART 4**

Aging of Ceded Reinsurance as of December 31, Current Year (000 Omitted)

1 Federal ID Number	2 NAIC Company Code	3 Name of Reinsurer	4 Domiciliary Jurisdiction	Reinsurance Recoverable on Paid Losses and Paid Loss Adjustment Expenses						11 Total Due Cols. 5 + 10	12 Percentage Overdue Col. 10/Col. 11	13 Percentage more Than 120 Days Overdue Col. 9 / Col. 11
				5 Current	Overdue							
					6 1 to 29 Days	7 30 - 90 Days	8 91 - 120 Days	9 Over 120 Days	10 Total Overdue Cols. 6 + 7 + 8 + 9			
AUTHORIZED-AFF-U.S. INTERCOMPANY POOLING												
42-0618271	13838	FARMLAND MUTUAL INSURANCE COMPANY	IA	20,327	0	0	0	0	0	20,327	0.0	0.0
31-4177110	23779	NATIONWIDE MUTUAL FIRE INSURANCE COMPANY	OH	229,699	0	0	0	0	0	229,699	0.0	0.0
31-1024978	41297	SCOTTSDALE INSURANCE COMPANY	AZ	81,309	0	0	0	0	0	81,309	0.0	0.0
0199999 - Authorized - Affiliates - U.S. Intercompany Pooling				331,336	0	0	0	0	0	331,336	0.0	0.0
AUTHORIZED-AFF-U.S. NON-POOL												
38-0865250	11991	NATIONAL CASUALTY COMPANY (A)	AZ	8	0	0	0	14	14	22	65.1	65.1
31-1399201	10070	NATIONWIDE INDEMNITY COMPANY	OH	1,510	0	0	0	0	0	1,510	0.0	0.0
0299999 - Authorized - Affiliates - U.S. Non-Pool				1,517	0	0	0	14	14	1,531	0.9	0.9
0399999 - Authorized - Affiliates - Other (Non-U.S.)											0.0	0.0
0499999 - Total - Authorized - Affiliates				332,853	0	0	0	14	14	332,867	0.0	0.0
AUTHORIZED-OTHER U.S. UNAFFILIATED												
05-0316605	21482	ALLENDALE MUTUAL INSURANCE COMPANY	RI	0	0	0	0	48	48	48	99.1	99.1
36-0719665	19232	ALLSTATE INSURANCE COMPANY	IL	(434)	0	103	0	40	143	(291)	(48.7)	(13.5)
36-2661954	10103	AMERICAN AGRICULTURAL INSURANCE COMPANY	IL	1,212	0	(870)	0	0	(870)	342	(254.3)	0.0
59-0593886	10111	AMERICAN BANKERS INSURANCE COMPANY OF FL	FL	0	0	0	0	16	16	16	100.0	100.0
51-0110580	10391	AMERICAN CENTENNIAL INSURANCE COMPANY	DE	0	0	0	0	0	0	0	0.0	0.0
44-0648645	12246	AMERICAN CONTINENTAL INSURANCE COMPANY	IL	0	0	0	0	0	0	0	0.0	0.0
04-1027270	20613	AMERICAN EMPLOYERS INSURANCE COMPANY	MA	(1)	0	0	0	0	0	(1)	0.0	0.0
36-3155373	40398	AMERICAN FUJI FIRE AND MARINE INSURANCE	IL	0	0	0	0	0	0	0	0.0	0.0
62-0929818	31208	AMERICAN GENERAL PROPERTY INSURANCE COMP.	TN	0	0	0	0	3	3	3	100.0	100.0
41-0299900	13331	AMERICAN HARDWARE MUTUAL INSURANCE COMPA	OH	0	0	0	0	0	0	0	0.0	0.0
13-5124990	19380	AMERICAN HOME ASSURANCE COMPANY	NY	0	0	0	0	27	27	27	100.0	100.0
13-2832845	32484	AMERICAN REINSURANCE COMPANY	NY	2,413	0	0	0	19	19	2,432	0.8	0.8
23-1641984	10219	AMERICAN ROYAL REINSURANCE COMPANY	NY	1	0	0	0	0	0	1	0.0	0.0
31-6016426	19992	AMERICAN SELECT INSURANCE COMPANY	OH	0	0	0	0	0	0	0	0.0	0.0
06-0242815	19720	AMERICAN UNION INSURANCE COMPANY OF NY	IN	154	0	(4)	(2)	1,368	1,362	1,516	89.9	90.3
94-1390273	19801	ARGONAUT INSURANCE COMPANY	CA	17	0	0	0	378	378	395	95.8	95.8
36-2489372	19828	ARGONAUT MIDWEST INSURANCE COMPANY	IL	(41)	0	0	0	85	85	44	194.6	194.6
13-2919779	18333	ATLAS ASSURANCE COMPANY OF AMERICA	NY	12	0	3	0	3	6	18	33.7	18.4
38-0315280	18988	AUTO-OWNERS INSURANCE COMPANY	MI	0	0	0	0	0	0	0	0.0	0.0
36-2994662	36552	AXA CORPORATE SOLUTIONS REINSURANCE CO.	NY	(96)	0	97	0	0	97	1	8,055.1	0.0
04-2680300	37907	BELVEDERE AMERICA REINSURANCE COMPANY	NY	0	0	0	0	0	0	0	0.0	0.0
16-0366830	22314	BUFFALO REINSURANCE COMPANY	CA	2	0	0	0	44	44	46	95.2	95.3
39-0971527	10472	CAPITOL INDEMNITY CORPORATION	WI	0	0	0	0	21	21	21	97.9	98.1
41-1353943	36870	CHARTWELL REINSURANCE COMPANY	CT	(24)	0	24	0	0	0	0	0.0	0.0
13-1701424	10650	CHRISTIANIA GENERAL INSURANCE CORP OF NE	NY	(17)	0	17	0	0	17	0	0.0	0.0
95-2371728	22667	CIGNA INSURANCE COMPANY	PA	13	0	0	0	0	0	13	0.0	0.0
23-1740414	22705	CIGNA REINSURANCE COMPANY	PA	(361)	0	(61)	18	821	778	417	186.4	196.6
06-0949141	33197	COLOGNE REINSURANCE COMPANY OF AMERICA	CT	(103)	0	103	0	0	103	0	0.0	0.0
13-5009848	21032	CONSTITUTION REINSURANCE CORPORATION	NY	1	0	0	0	0	0	1	27.8	24.3
36-2114545	20443	CONTINENTAL CASUALTY COMPANY	IL	0	0	568	0	0	568	568	99.9	0.0
13-5010440	35289	CONTINENTAL INSURANCE COMPANY	NY	3	0	0	0	3	3	6	48.0	48.0
13-1941984	20923	CONTINENTAL REINSURANCE CORPORATION	NY	4	0	0	0	1	5	5	26.6	26.6
06-1325038	39136	CONVERIUM REINSURANCE (NA) INCORPORATED	CT	1	0	0	0	0	0	1	0.0	0.0
37-0807507	20990	COUNTRY MUTUAL INSURANCE COMPANY	IL	0	0	0	0	0	0	0	0.0	0.0
38-2145898	33499	DORINCO REINSURANCE COMPANY	MI	12	0	0	0	0	0	12	(0.1)	(0.1)
42-0234980	21415	EMPLOYERS MUTUAL CASUALTY COMPANY	IA	0	0	0	0	0	0	0	0.0	0.0
48-0921045	39845	EMPLOYERS REINSURANCE CORPORATION	KS	2	0	0	0	0	0	2	0.0	0.0
25-6038677	26271	ERIE INSURANCE EXCHANGE	PA	1	0	0	0	0	0	1	0.0	0.0
22-2005057	26921	EVEREST REINSURANCE COMPANY	NJ	0	0	0	0	0	0	0	0.0	0.0
42-0245840	13897	FARMERS MUTUAL HAIL INSURANCE COMPANY OF	IA	0	0	0	0	0	0	0	0.0	0.0
95-1466743	19852	FINANCIAL INDEMNITY COMPANY	CA	0	0	0	0	32	32	32	98.6	98.7
43-1037123	32018	FIRST EXCESS AND REINSURANCE CORPORATION	KS	(22)	0	34	0	1	35	13	263.0	9.6
58-1438724	21806	FIRST OF GEORGIA INSURANCE COMPANY	GA	0	0	0	0	0	0	0	0.0	0.0
13-2997499	38776	FOLKSAMERICA REINSURANCE COMPANY	NY	(35)	0	0	0	49	49	14	335.8	334.2
43-1245798	40711	FRANKONA REINSURANCE COMPANY - US BRANCH	MO	2	0	1	(1)	1	1	3	36.8	33.6
95-2100437	11207	FREMONT INDEMNITY COMPANY	CA	50	0	0	0	12	12	62	19.4	19.4

**ANNUAL STATEMENT FOR THE YEAR 2002 OF THE NATIONWIDE MUTUAL INSURANCE COMPANY**

**SCHEDULE F - PART 4**

Aging of Ceded Reinsurance as of December 31, Current Year (000 Omitted)

1 Federal ID Number	2 NAIC Company Code	3 Name of Reinsurer	4 Domiciliary Jurisdiction	Reinsurance Recoverable on Paid Losses and Paid Loss Adjustment Expenses							11 Total Due Cols. 5 + 10	12 Percentage Overdue Col. 10/Col. 11	13 Percentage more Than 120 Days Overdue Col. 9 / Col. 11
				5 Current	Overdue				10 Total Overdue Cols. 6 + 7 + 8 + 9				
					6 1 to 29 Days	7 30 - 90 Days	8 91 - 120 Days	9 Over 120 Days					
36-2667627	22969	GE REINSURANCE CORPORATION	IL	.6	.0	.0	.0	.0	.0	.6	.0	.0	
13-2673100	22039	GENERAL REINSURANCE CORPORATION	CT	.211	.0	.38	.5	.87	.130	.341	.38	25.5	
13-5460208	25909	GENERAL SECURITY PROPERTY AND CASUALTY C.	NY	.1	.0	.0	.0	.20	.20	.21	.93	93.7	
13-5617450	11231	GENERAL I - U S BRANCH	NY	.0	.0	.0	.0	.10	.10	.10	.97	97.6	
13-6107326	11266	GERLING GLOBAL REINSURANCE CORPORATION	NY	.0	.0	.62	.0	.0	.62	.61	100.9	.8	
31-4192970	14060	GRANGE MUTUAL CASUALTY COMPANY	OH	.0	.0	.0	.0	.0	.0	.0	.0	.0	
31-0501234	16691	GREAT AMERICAN INSURANCE COMPANY	OH	.0	.0	.0	.0	.8	.8	.8	100.0	100.0	
13-3787296	40193	GREAT LAKES AMERICAN REINSURANCE COMPANY	NY	.0	.0	.0	.0	.0	.0	.0	.0	.0	
95-1479095	22322	GREENWICH INSURANCE COMPANY	CT	.0	.0	.0	.0	.6	.6	.6	100.0	100.0	
13-3031274	39187	HANSA REINSURANCE COMPANY OF AMERICA	NY	.1	.0	.0	.0	.0	.0	.1	.0	.0	
04-2482364	16187	HANSECO INSURANCE COMPANY	MA	.18	.0	.0	.0	.102	.102	.84	121.4	121.4	
06-0383750	19682	HARTFORD FIRE INSURANCE COMPANY	CT	.149	.0	.186	.0	.0	.186	.37	498.4	.0	
06-0384680	11452	HARTFORD STEAM BOILER INSPECTION AND INS.	IL	.160	.0	.0	.0	.0	.0	.160	.0	.0	
74-1502504	22497	HIGHLAND UNDERWRITERS INSURANCE COMPANY	TX	.0	.0	.0	.0	.11	.11	.11	100.0	100.0	
74-1296673	22489	HIGHLANDS INSURANCE COMPANY	TX	.1	.0	.52	.0	.52	.52	.53	98.3	98.4	
59-1027412	22578	HORACE MANN INSURANCE COMPANY	IL	.0	.0	.0	.0	.10	.10	.10	100.0	100.0	
23-1740414	22705	INA REINSURANCE COMPANY	PA	.188	.0	.47	.16	.289	.352	.540	65.2	53.5	
35-0410420	14265	INDIANA LUMBERMEN'S MUTUAL INSURANCE COM.	IN	.0	.0	.0	.0	.0	.0	.0	.0	.0	
36-3030511	37257	INSURANCE CORPORATION OF HANNOVER	CA	.0	.0	.0	.0	.0	.0	.0	.0	.0	
36-6067575	24139	INTERNATIONAL BUSINESS & MERCHANTS REINS.	IL	.19	.0	.9	.3	.1	.11	.30	38.1	(2.7)	
36-6033855	22837	INTERSTATE REINSURANCE COMPANY	IL	.1	.0	.0	.0	.0	.0	.1	.0	.0	
36-2667627	22969	KEMPER REINSURANCE COMPANY	IL	.77	.0	.62	.9	.0	.53	.24	(231.2)	36.9	
36-2667627	22969	KEMPER REINSURANCE COMPANY	IL	.35	.0	.0	.3	.0	.3	.38	10.5	8.9	
04-1543470	23043	LIBERTY MUTUAL INSURANCE COMPANY	MA	.0	.0	.0	.0	.0	.0	.0	.0	.0	
13-2774175	29998	MARINE INDEMNITY INSURANCE COMPANY OF AM.	NC	.0	.0	.0	.10	.10	.10	.10	100.0	100.0	
13-5328670	25062	MERCANTILE & GENERAL REINSURANCE CO OF A.	NJ	.51	.0	.0	.0	.0	.51	.0	5,859.5	.0	
13-2915260	34339	METROPOLITAN REINSURANCE COMPANY	NY	.0	.0	.0	.0	.0	.0	.0	.0	.0	
38-0828980	14508	MICHIGAN MILLERS MUTUAL INSURANCE COMPAN.	MI	.0	.0	.0	.0	.0	.0	.0	.0	.0	
38-0829210	23396	MICHIGAN MUTUAL INSURANCE COMPANY	MI	.0	.0	.0	.0	.0	.0	.0	.0	.0	
13-1958482	11967	MONARCH INSURANCE COMPANY OF OHIO	CT	.0	.0	.0	.0	.0	.0	.0	.0	.0	
13-2798872	32190	MONY REINSURANCE CORPORATION	NY	.18	.0	.0	.0	.1	.1	.19	5.9	6.0	
38-0855585	22012	MOTORS INSURANCE CORPORATION	MI	.0	.0	.0	.0	.0	.0	.0	.0	.0	
41-0121640	23647	MUTUAL SERVICE INSURANCE GROUP	MN	.1	.0	.0	.0	.0	.0	.1	.0	.0	
25-0687550	19445	NATIONAL UNION FIRE INSURANCE COMPANY	NY	.5	.0	.3	.220	.223	.228	.228	97.6	96.4	
06-1053492	41629	NEW ENGLAND REINSURANCE CORPORATION	MA	.102	.0	.14	.4	.21	.39	.141	27.7	14.8	
13-1290712	20583	NORTH AMERICAN CO FOR PROPERTY & CASUALT.	CT	.9	.0	.0	.0	.1	.10	.10	10.7	10.7	
13-2930109	22047	NORTH STAR REINSURANCE CORPORATION	NJ	.98	.0	.55	.67	.12	.86	.14	(14.9)	(78.8)	
39-0509630	23914	NORTHWESTERN NATL. INS CO. OF MILWAUKEE	OH	.0	.0	.0	.0	.31	.31	.31	98.6	98.7	
47-0698507	23680	ODYSSEY AMERICA REINSURANC CORPORATION	CT	.1	.0	.1	.0	.1	.2	.2	47.8	.0	
13-2781282	25070	ODYSSEY REINSURANCE CORPORATION	NY	.28	.0	.4	.3	.7	.35	.19	19.7	9.1	
25-0410420	24147	OLD REPUBLIC INSURANCE COMPANY	PA	.12	.0	.11	.8	.19	.31	.60	60.4	26.4	
04-2475442	20621	ONE BEACON INSURANCE	MA	.35	.0	.23	.2	.48	.83	.58	27.5	27.5	
13-3531373	10006	PARTNER RE INSURANCE COPANY OF NEW YORK	CT	.41	.0	.24	.0	.24	.48	.17	(154.2)	(2.1)	
23-1642962	12262	PENNSYLVANIA MANUFACTURERS' ASSN INSURAN.	PA	.16	.0	.0	.3	.3	.19	.16	16.7	16.7	
23-1620930	12319	PHILADELPHIA REINSURANCE CORPORATION	PA	.4	.0	.2	.1	.252	1.252	.99	99.7	100.0	
06-1206728	29807	PHOENIX REINSURANCE COMPANY	NY	.0	.0	.0	.0	.0	.0	.0	.0	.0	
23-2153760	39675	PMA REINSURANCE CORPORATION	PA	.37	.0	.1	.0	.1	.36	.37	(3.7)	(0.2)	
13-1188550	15059	PUBLIC SERVICE MUTUAL INSURANCE COMPANY	NY	.0	.0	.0	.10	.10	.10	.10	100.0	100.0	
95-2801326	22179	REPUBLIC INDEMNITY COMPANY OF AMERICA	CA	.0	.0	.0	.17	.17	.17	.17	100.0	100.0	
75-1670124	38318	REPUBLIC INSURANCE COMPANY	TX	.0	.0	.0	.22	.22	.22	.22	100.0	100.0	
86-0274508	31089	REPUBLIC WESTERN INSURANCE COMPANY	AZ	.1	.0	.0	.0	.0	.1	.1	.0	.0	
13-3031176	38636	SAFR REINSURANCE CORPORATION OF THE US.	NY	.34	.0	.34	.0	.34	.34	.34	.0	.0	
75-1444207	30058	SCOR REINSURANCE COMPANY	NY	.0	.0	.0	.0	.0	.0	.0	.0	.0	
47-0574325	32603	SIGNET REINSURANCE COMPANY	NJ	.0	.0	.0	.0	.0	.0	.0	.0	.0	
47-0574325	32603	SIGNET STAR REINSURANCE CORP.	NJ	.8	.0	.1	.0	.9	.9	.6	6.5	.0	
13-3029255	39322	SOREMA NORTH AMERICA REINSURANCE COMPANY	NY	.941	.0	.0	.0	.0	.941	.941	.0	.0	
41-0406690	24767	ST PAUL FIRE & MARINE INSURANCE COMPANY	MN	.9	.0	.1	.137	.147	.147	.94	94.2	93.5	
41-0406690	24767	ST PAUL REINSURANCE MANAGEMENT CORPORATI	MN	.429	.0	.461	.0	.461	.461	.32	1,449.7	.0	
23-1641984	10219	SYDNEY REINSURANCE CORPORATION	NY	.0	.0	.0	.0	.0	.0	.0	.0	.0	

41.1

**ANNUAL STATEMENT FOR THE YEAR 2002 OF THE NATIONWIDE MUTUAL INSURANCE COMPANY**

**SCHEDULE F - PART 4**

Aging of Ceded Reinsurance as of December 31, Current Year (000 Omitted)

1 Federal ID Number	2 NAIC Company Code	3 Name of Reinsurer	4 Domiciliary Jurisdiction	Reinsurance Recoverable on Paid Losses and Paid Loss Adjustment Expenses							11 Total Due Cols. 5 + 10	12 Percentage Overdue Col. 10/Col. 11	13 Percentage more Than 120 Days Overdue Col. 9 / Col. 11
				5 Current	Overdue					10 Total Overdue Cols. 6 + 7 + 8 + 9			
					6 1 to 29 Days	7 30 - 90 Days	8 91 - 120 Days	9 Over 120 Days	9 Over 120 Days				
13-1958482	11967	THE GENERAL STAR NATIONAL INSURANCE COMP.	CT	.0	.0	.0	.0	.59	.59	.59	.99.3	99.3	
13-5339725	18341	THE INSURANCE CORPORATION OF NEW YORK	NY	(.36)	.0	.36	.0	.0	.36	.0	.0.0	.0.0	
23-0902310	18899	THE MUTUAL ASSURANCE COMPANY	PA	.0	.0	.0	.0	.0	.0	.0	.0.0	.0.0	
06-0303275	25623	THE PHOENIX INSURANCE COMPANY	CT	.0	.0	.0	.0	.0	.0	.0	.0.0	.0.0	
13-2758523	20362	THE SUMITMO MARINE AND FIRE INSURANCE CO.	NY	.0	.0	.0	.0	.0	.0	.0	.0.0	.0.0	
13-2554270	11126	THE YASUDA FIRE AND MARINE INSURANCE COM.	NY	.0	.0	.0	.0	.0	.0	.0	.0.0	.0.0	
13-2918573	42439	TOA-RE INSURANCE COMPANY OF AMERICA	NJ	(.18)	.0	.17	.0	.0	.17	(.1)	(2,659.4)	(7.9)	
13-6108722	12904	TOKIO MARINE & FIRE INSURANCE COMPANY LT.	NY	.0	.0	.0	.0	.0	.0	.0	.0.0	.0.0	
47-0698507	23680	TRANSAMERICA REINSURANCE COMPANY	CT	.0	.0	(.3)	.0	.0	(.3)	(.3)	116.1	.0.0	
13-5616275	19453	TRANSATLANTIC REINSURANCE COMPANY	NY	.33	.0	(.1)	.0	.0	.32	(.1)	(1.6)	.0.0	
06-1286276	36153	TRAVELERS CASUALTY & SURETY COMPANY	CT	.5	.0	.0	.0	.1	.6	.6	16.8	17.2	
06-1117063	34894	TRENWICK AMERICA REINSURANCE CORPORATION	CT	.0	.0	(.2)	.0	.0	(.2)	(.2)	115.6	.0.0	
91-6027360	25747	UNIGARD INSURANCE COMPANY	WA	.17	.0	.0	.0	.0	.17	.17	.0.0	.0.0	
42-0644327	13021	UNITED FIRE & CASUALTY COMPANY	IA	.0	.0	.0	.0	.0	.0	.0	.0.0	.0.0	
42-0644327	13021	UNITED FIRE & CASUALTY COMPANY, (FF & H)	IA	.0	.0	.0	.0	.0	.0	.0	.0.0	.0.0	
52-0515280	25887	UNITED STATES FIDELITY & GUARANTY COMPAN.	MD	.0	.0	.0	.0	.0	.0	.0	.0.0	.0.0	
13-5460630	23949	UNIVERSAL REINSURANCE CORPORATION	OH	.50	.0	.0	.0	.32	.82	.82	38.9	38.9	
36-3186541	40827	VIRGINIA SURETY COMPANY INC.	IL	.0	.0	.0	.0	.0	.0	.0	.0.0	.0.0	
39-0698170	15350	WEST BEND MUTUAL INSURANCE COMPANY	WI	.0	.0	.0	.0	.0	.0	.0	.0.0	.0.0	
13-3440360	29700	WESTERN ATLANTIC REINSURANCE CORPORATION	NH	.2	.0	.0	.0	.0	.2	.2	.0.7	.0.0	
13-3531373	10006	WINTERHUR SWISS INSURANCE COMPANY - US	NY	.7	.0	.11	.1	.5	.17	.24	70.3	21.0	
13-1290712	20583	XL REINSURANCE AMERICA INC.	NY	.54	.0	129	.0	.58	187	241	77.5	24.2	
36-1999760	16535	ZURICH INSURANCE COMPANY-UNITED STATES	NY	.1	.0	.0	.0	.0	.1	.1	.0.0	.0.0	
0599999 - Authorized - Other U.S. Unaffiliated Insurers				3,983	0	1,054	46	5,563	6,660	10,649	62.5	52.2	
AUTHORIZED-POOLS-MANDATORY PARTICIPATION													
AA-9991112	00000	GEORGIA CAIP	GA	21	.0	.0	.0	.0	.0	21	.0.0	.0.0	
AA-9991161	00000	MASSACHUSETTS MOTOR VEHICLE REINS FAC	MA	(.28)	.0	.0	.0	.0	(.28)	.0	.0.0	.0.0	
AA-9991159	00000	MICHIGAN CLAIMS CAT FUND	MI	2,012	.0	.0	.0	.0	2,012	.0	.0.0	.0.0	
AA-9991423	00000	MINNESOTA WORKERS COMPENSATION REINSURAN.	MN	.377	.0	.0	.0	.0	.377	.0	.0.0	.0.0	
AA-9991132	00000	NEW HAMPSHIRE AUTO REINSURANCE FACILITY	NH	.412	.0	.0	.0	.0	.412	.0	.0.0	.0.0	
AA-9991160	00000	NEW JERSEY UNSATISFIED CLAIM AND JUDGMENT	NJ	.44	.0	.0	.0	.0	.44	.0	.0.0	.0.0	
AA-9991139	00000	NORTH CAROLINA REINSURANCE FACILITY	NC	17,560	.0	.0	.0	.0	17,560	.0	.0.0	.0.0	
AA-9991148	00000	SOUTH CAROLINA REINSURANCE FACILITY	SC	(165)	.0	.0	.0	.0	(165)	.0	.0.0	.0.0	
AA-9991153	00000	VIRGINIA CAIP	VA	(.4)	.0	.0	.0	.0	(.4)	.0	.0.0	.0.0	
0699999 - Authorized - Pools - Mandatory Pools				20,230	0	0	0	0	0	20,230	0.0	0.0	
AUTHORIZED-POOLS-VOLUNTRY PARTICIPATION													
AA-9995022	00000	EXCESS & CASUALTY REINSURANCE ASSOC (MEM.	NY	23	.0	(.5)	.7	.89	.90	113	79.4	78.2	
0799999 - Authorized - Pools - Voluntary Pools				23	0	(.5)	.7	.89	.90	113	79.4	78.2	
AUTHORIZED-OTHER NON-U.S. INSURERS													
AA-1128488	00000	ACE UNDERWRITING AGENCIES LIMITED-SYNDIC.	ZZ	.0	.0	.0	.0	.0	.0	.0	.0.0	.0.0	
AA-1126376	00000	ALLEGHANY UNDERWRITING LIMITED-SYNDICATE	ZZ	.0	.0	.0	.0	.0	.0	.0	.0.0	.0.0	
AA-1126780	00000	BF CAUDLE AGENCIES LTD.-SYNDICATE #780	ZZ	.0	.0	.0	.0	.0	.0	.0	.0.0	.0.0	
AA-1127209	00000	BROCKBANK SYNDICATE #1209	ZZ	.0	.0	.0	.0	.0	.0	.0	.0.0	.0.0	
AA-1126588	00000	BROCKBANK SYNDICATE MANAGEMENT LIMITED-S.	ZZ	.0	.0	.0	.0	.0	.0	.0	.0.0	.0.0	
AA-1128001	00000	CATHEDRAL SYNDICATE #2010	ZZ	.0	.0	.0	.0	.0	.0	.0	.0.0	.0.0	
AA-1127688	00000	COTEWORTH & CO LTD-SYNDICATE #1688	ZZ	.0	.0	.0	.0	.0	.0	.0	.0.0	.0.0	
AA-1128027	00000	COX SYNDICATE MANAGEMENT-2027	ZZ	.0	.0	.0	.0	.0	.0	.0	.0.0	.0.0	
AA-1340125	00000	HANNOVER RUECKVERSICHERUNGS-AKTIEGESELL.	ZZ	.1	.0	.0	.0	.0	.1	.1	.0.0	.0.0	
AA-1126033	00000	HISCOX SYNDICATES LTD.-SYNDICATE #33	ZZ	.0	.0	.0	.0	.0	.0	.0	.0.0	.0.0	
AA-1126205	00000	JAGO MANAGING AGENCY LTD-SYNDICATE #205	ZZ	.0	.0	.0	.0	.0	.0	.0	.0.0	.0.0	
AA-1126566	00000	LIMIT UNDERWRITING LTD.-SYNDICATE #566	ZZ	.0	.0	.0	.0	.0	.0	.0	.0.0	.0.0	
AA-1122000	00000	LLOYDS UNDERWRITERS	ZZ	(1,020)	.0	1,045	.0	16	1,061	41	2,626.3	40.2	
AA-3190547	00000	MORGAN STANLEY INTERNATIONAL INSURANCE LTD.	VI	(277)	.0	.0	.0	.0	(277)	.0	.0.0	.0.0	
AA-1126040	00000	MURRAY LAWRENCE & PARTNERS LIMITED-SYNDI.	ZZ	.0	.0	.0	.0	.0	.0	.0	.0.0	.0.0	
AA-1127900	00000	NEWMARKET UNDERWRITING LTD SYNDICATE #19	ZZ	.0	.0	.0	.0	.0	.0	.0	.0.0	.0.0	
AA-1126958	00000	OMEGA UNDERWRITING AGENTS LTD SYNDICATE	ZZ	.0	.0	.0	.0	.0	.0	.0	.0.0	.0.0	
AA-1126138	00000	R.F. BAILEY (UNDERWRITING AGENCIES) LIMI.	ZZ	.0	.0	.0	.0	.0	.0	.0	.0.0	.0.0	
AA-1126807	00000	R.J. KILN & COMPANY LIMITED-SYNDICATE #8	ZZ	.0	.0	.0	.0	.0	.0	.0	.0.0	.0.0	

41.2

**ANNUAL STATEMENT FOR THE YEAR 2002 OF THE NATIONWIDE MUTUAL INSURANCE COMPANY**

**SCHEDULE F - PART 4**

Aging of Ceded Reinsurance as of December 31, Current Year (000 Omitted)

1 Federal ID Number	2 NAIC Company Code	3 Name of Reinsurer	4 Domiciliary Jurisdiction	Reinsurance Recoverable on Paid Losses and Paid Loss Adjustment Expenses							12 Percentage Overdue Col. 10/Col. 11	13 Percentage more Than 120 Days Overdue Col. 9 / Col. 11
				5 Current	Overdue					11 Total Due Cols. 5 + 10		
					6 1 to 29 Days	7 30 - 90 Days	8 91 - 120 Days	9 Over 120 Days	10 Total Overdue Cols. 6 + 7 + 8 + 9			
AA-1126727	00000	S.A. MEACOCK & COMPANY SYNDICATE #727	ZZ	.0	.0	.0	.0	.0	.0	.0	.0	.0
AA-1120962	10679	ST. PAUL REINSURANCE COMPANY LIMITED	ZZ	.0	.0	.0	.0	.0	.0	.0	.0	.0
AA-1126219	00000	STURGE NON-MARINE SYNDICATE MANAGEMENT L	ZZ	.0	.0	.0	.0	.0	.0	.0	.0	.0
AA-1121425	00000	TERRA NOVA INSURANCE COMPANY LTD.	ZZ	.1	.0	.0	.0	.0	.0	.1	.0	.0
AA-1127207	00000	VENTON UNDERWRITING AGENCIES LIMITED-SYN.	ZZ	.0	.0	.0	.0	.0	.0	.0	.0	.0
AA-1128020	00000	WELLINGTON UNDERWRITING AGENCIES LTD.-SY.	ZZ	.0	.0	.0	.0	.0	.0	.0	.0	.0
AA-1126250	00000	WREN SYNDICATE MANAGEMENT LIMITED-SYNDIC.	ZZ	.0	.0	.0	.0	.0	.0	.0	.0	.0
0899999 - Authorized - Other Non-U.S. Insurers				(1,295)	0	1,045	0	16	1,061	(233)	(452.8)	(6.9)
0999999 - Total - Authorized				355,797	0	2,093	53	5,682	7,828	363,625	2.2	1.6
UNAUTHORIZED-AFF-U.S. INTERCOMPANY POOL												
00-0000000	00000	COOPERATIVE GEN INS SOC	ZZ	.0	.0	.0	.0	(1)	(1)	(1)	100.0	100.0
00-0000000	00000	REINSURANCE CORP LTD.	ZZ	1	0	0	0	0	0	1	0.0	0.0
1099999 - Unauthorized - Affiliates - U.S. Intercompany Pooling				1	0	0	0	(1)	(1)	0	0.0	0.0
1199999 - Unauthorized - Affiliates - U.S. Non-Pool											0.0	0.0
1299999 - Unauthorized - Affiliates - Other (Non-U.S.)											0.0	0.0
1399999 - Total - Unauthorized - Affiliates				1	0	0	0	(1)	(1)	0	0.0	0.0
UNAUTHORIZED-OTHER U.S. UNAFFILIATED												
63-0329091	25186	AMERICAN LIBERTY INSURANCE COMPANY	AL	.0	.0	.0	.0	25	25	25	100.0	100.0
41-0134100	13412	AUSTIN MUTUAL INSURANCE COMPANY	MN	.0	.0	.0	.0	.0	.0	.0	.0	.0
13-3077651	40223	BALTICA-SKANDINAVIA REINSURANCE CO OF AM.	NJ	.0	.0	.0	.0	.0	.0	.0	.0	.0
13-3000160	38199	CANADIAN UNION INSURANCE COMPANY	NY	.0	.0	.0	.0	4	4	4	100.0	100.0
31-0908652	22144	CONSTELLATION REINSURANCE COMPANY	NY	(1)	.0	.0	.0	5	5	4	134.0	134.0
42-0223390	13714	DRUGGISTS MUTUAL INS CO.	IA	.0	.0	.0	.0	.0	.0	.0	.0	.0
42-0331872	13773	FARM BUREAU MUTUAL INSURANCE COMPANY	IA	.0	.0	.0	.0	.0	.0	.0	.0	.0
38-1316179	21555	FARM BUREAU MUTUAL INSURANCE COMPANY OF	MI	.0	.0	.0	.0	.0	.0	.0	.0	.0
41-0249450	13846	FARMERS HOME MUTUAL INSURANCE COMPANY	MN	.0	.0	.0	.0	.0	.0	.0	.0	.0
AA-9995057	00000	FESTER, FOTHERGILL & HARTUNG	NY	.1	.0	.0	.0	.0	.0	.1	.0	.0
13-5099315	25925	GENERAL SECURITY ASSURANCE CORPORATION O.	NY	.0	.0	.0	.0	.0	.0	.0	.0	.0
59-1753535	40495	HAMBURG INTERNATIONAL REINSURANCE COMPAN.	FL	(15)	.0	.0	.0	.0	.0	(15)	.0	.0
23-1704924	11460	HOMESTEAD INSURANCE COMPANY	NJ	1	.0	.0	.0	.0	.0	1	.0	.0
AA-9995028	00000	INDUSTRIAL RISK INSURERS	CT	(120)	.0	.0	.0	.0	.0	(120)	.0	.0
61-0392792	22993	KENTUCKY FARM BUREAU MUTUAL INSURANCE CO.	KY	.0	.0	.0	.0	.0	.0	.0	.0	.0
83-0181634	29440	MOUNTAIN WEST FARM BUREAU MUTUAL INSURAN.	WY	.0	.0	.0	.0	.0	.0	.0	.0	.0
13-3404632	24651	MULTIPLUS INSURANCE COMPANY	NY	.0	.0	.0	.0	1	1	1	69.1	69.1
95-1037200	23701	NATIONAL AUTOMOBILE AND CASUALTY INSURAN.	CA	.0	.0	.0	.0	32	32	32	98.6	98.7
AA-1340002	00000	NECKURA INSURANCE COMPANY	ZZ	.6	.0	.0	.0	.0	.0	.6	.0	.0
22-2187459	35432	NEW JERSEY REINSURANCE COMPANY	NJ	.0	.0	.0	.0	.0	.0	.0	.0	.0
13-1675535	25364	NORTH AMERICAN REINSURANCE CORPORATION	NY	.4	.0	.0	.0	.0	.0	.4	.0	.0
41-0446480	14850	NORTH STAR MUTUAL INSURANCE COMPANY	MN	.0	.0	.0	.0	.0	.0	.0	.0	.0
42-0791985	21768	NORTHEASTERN INSURANCE COMPANY OF HARTFO.	IA	(1)	.0	.0	.0	.1	.1	.0	.0	.0
13-1941868	34207	PURITAN INSURANCE COMPANY	KS	.0	.0	.0	.0	.0	.0	.0	.0	.0
39-1092844	24961	SENTRY INDEMNITY CO.	WI	.0	.0	.0	.0	57	57	57	100.0	100.0
43-1424791	26557	SHELTER REINSURANCE COMPANY	MO	.0	.0	.0	.0	.0	.0	.0	.0	.0
48-0213973	21520	THE FARM BUREAU MUTUAL INSURANCE COMPANY	KS	.0	.0	.0	.0	.0	.0	.0	.0	.0
13-2791458	38997	THE NISSAN FIRE & MARINE INSURANCE COMPA.	NY	.0	.0	.0	.0	.0	.0	.0	.0	.0
39-0711880	15261	THRESHERMENS INSURANCE GROUP	WI	.0	.0	.0	.0	.0	.0	.0	.0	.0
41-0430825	15377	WESTERN NATIONAL MUTUAL INSURANCE COMPAN.	MN	.0	.0	.0	.0	.0	.0	.0	.0	.0
1499999 - Unauthorized - Other U.S. Unaffiliated Insurers				(124)	0	0	0	124	124	0	0.0	0.0
1599999 - Unauthorized - Pools - Mandatory Pools											0.0	0.0
UNAUTHORIZED-POOLS-VOLUNTRY PARTICIPATIO												
AA-9995022	00000	EXCESS & CASUALTY REINSURANCE ASSOC (MEM.	NY	.0	.0	.0	.0	5	5	5	100.0	100.0
1699999 - Unauthorized - Pools - Voluntary Pools				0	0	0	0	5	5	5	100.0	100.0
UNAUTHORIZED-OTHER NON-U.S. INSURERS												
AA-1280067	00000	A/S DET KJOBENHAVNSKE REASSURANCE - COMP.	ZZ	.0	.0	.0	.0	.0	.0	.0	.0	.0
AA-1340010	00000	AACHENER RUCKVERSICHERUNGS-GESELLSCHAFT	ZZ	35	.0	.0	.0	22	23	57	39.4	38.8
AA-1320010	00000	ABIELLE REASSURANCES	ZZ	1	.0	.0	.0	.0	.0	1	.0	.0
AA-9681000	00000	ADMINISTRATIA ASIGURARILOR DE STAT	ZZ	.0	.0	.0	.0	.0	.0	.0	.0	.0

4.1.3

ANNUAL STATEMENT FOR THE YEAR 2002 OF THE NATIONWIDE MUTUAL INSURANCE COMPANY

SCHEDULE F - PART 4

Aging of Ceded Reinsurance as of December 31, Current Year (000 Omitted)

1	2	3	4	Reinsurance Recoverable on Paid Losses and Paid Loss Adjustment Expenses						11	12	13
				5	Overdue							
					6	7	8	9	10			
Federal ID Number	NAIC Company Code	Name of Reinsurer	Domiciliary Jurisdiction	Current	1 to 29 Days	30 - 90 Days	91 - 120 Days	Over 120 Days	Total Overdue Cols. 6 + 7 + 8 + 9	Total Due Cols. 5 + 10	Percentage Overdue Col. 10/Col. 11	Percentage more Than 120 Days Overdue Col. 9 / Col. 11
AA-4430010	00000	AL AHLEIA INSURANCE COMPANY S.A.K.	ZZ	.0	.0	.0	.0	.6	.6	.6	100.0	100.0
AA-1120147	00000	ANCON INS CO (UK) LTD	ZZ	.0	.0	.0	.0	.0	.0	.0	.0	.0
AA-4190035	00000	ARAB INSURANCE GROUP BSC	NO	.1	.0	.0	.0	.0	.0	.1	.0	.0
AA-1120192	00000	ARIG INSURANCE COMPANY LIMITED	ZZ	.0	.0	.0	.0	.17	.17	.17	100.0	100.0
AA-4190035	00000	ARIG REINSURANCE COMPANY	NO	(14)	.0	.15	.0	.0	.15	.1	2,034.5	.0
AA-1360015	00000	ASSICURAZIONI GENERALI DI TRIESTE E VENE.	ZZ	.0	.0	.0	.0	.70	.70	.70	100.0	100.0
AA-1320039	00000	ASSURANCES DE GENERALES DE FRANCE	ZZ	.0	.0	.0	.0	.13	.13	.13	100.0	100.0
AA-1320035	00000	AXA REASSURANCES	ZZ	.0	.0	.0	.0	.0	.0	.0	.0	.0
AA-1122027	00000	AXA REINSURANCE UK PLC	ZZ	(91)	.0	.91	.0	.0	.91	.0	.0	.0
AA-1280090	00000	BALTICA NORDISK RE	ZZ	.0	.0	.0	.0	.0	.0	.0	.0	.0
AA-1340045	00000	BAYERISCHE RUCKVERSICHERUNG AKTIENGESELL.	ZZ	.1	.0	.0	.0	.0	.0	.1	.0	.0
AA-1120255	00000	BISHOPSGATE INSURANCE CO LTD	ZZ	.0	.0	.0	.0	.0	.0	.0	.0	.0
AA-5320030	00000	CHINA REINSURANCE COMPANY (HONG KONG)	ZZ	.0	.0	.0	.0	.0	.0	.0	.0	.0
AA-1120795	00000	CIGNA REINSURANCE COMPANY (UK) LIMITED	ZZ	.0	.0	.0	.0	.0	.0	.0	.0	.0
AA-1120345	00000	CITY INS COMPANY (UK) LTD	ZZ	.0	.0	.0	.0	.0	.0	.0	.0	.0
AA-1120355	00000	CNA REINSURANCE OF LONDON	ZZ	.0	.0	.0	.0	.0	.0	.0	.0	.0
AA-1560252	00000	CO-OPERATORS GENERAL INSURANCE COMPANY	ON	420	.0	.0	.0	.39	.39	459	8.5	8.5
AA-1120365	00000	COLONIA INSURANCE COMPANY LIMITED	ZZ	.0	.0	.0	.0	.0	.0	.0	.0	.0
AA-1320105	00000	COMPAGNE TRANSCONTINENTAL REASSURANCE	PN	.0	.0	.0	.0	.0	.0	.0	.0	.0
AA-1241003	00000	COMPAGNIE EUROPEENE D'ASSURANCES INDUSTRI.	PN	.0	.0	.0	.0	.0	.0	.0	.0	.0
AA-1120415	00000	CONTINENTAL ASSURANCE COMPANY OF LONDON	ZZ	.0	.0	.0	.0	.0	.0	.0	.0	.0
AA-1120001	00000	CONVERIUM LIMITED	ZZ	(43)	.0	.46	.0	.0	.46	.2	2,010.4	.05
AA-1120435	00000	COOPERATIVE INSURANCE SOCIETY	ZZ	60	.0	.9	.0	.5	.14	.74	18.8	7.1
AA-1120440	00000	COPENHAGEN RE	ZZ	.0	.0	.0	.0	.0	.0	.0	.0	.0
AA-1320105	00000	CTR TRANSCONTINENTALE DE REASSURANCE	ZZ	229	.0	.0	.0	.52	.52	281	18.6	18.6
AA-1120465	00000	DAI-TOKYO INSURANCE CO LTD	ZZ	.0	.0	.0	.0	.0	.0	.0	.0	.0
AA-1580030	00000	DOWA FIRE & MARINE INSURANCE COMPANY	ZZ	69	.0	.0	.0	.13	.13	.82	15.9	15.9
AA-1120515	00000	EAGLE STAR INSURANCE COMPANY LTD	ZZ	.1	.0	.30	.0	.5	.35	.36	98.0	13.1
AA-1120520	00000	ECCLESIASTICAL INSURANCE UK	ZZ	.0	.0	.0	.0	.0	.0	.0	.0	.0
AA-1280090	00000	EUM GESSELLSCHAFT FUR RUSH	ZZ	.0	.0	.0	.0	.1	.1	.1	100.0	100.0
AA-1120580	00000	EXCESS INSURANCE COMPANY LTD	ZZ	.0	.0	.0	.0	.0	.0	.0	.0	.0
AA-1120610	00000	F.M. INSURANCE COMPANY, LTD	ZZ	.0	.0	.0	.0	.0	.0	.0	.0	.0
AA-1120605	00000	FINNISH INDUSTRIAL AND GENERAL INSURANCE	ZZ	.1	.0	.0	.0	.0	.0	.1	.0	.0
AA-1440035	00000	FOLKSAM INTERNATIONAL INSURANCE COMPANY	PY	67	.0	.9	.0	.14	.22	.89	24.8	15.3
AA-1120650	00000	FUJI FIRE & MARINE INSURANCE COMPANY (UK)	ZZ	.0	.0	.0	.0	.0	.0	.0	.0	.0
AA-1320135	00000	GAN INCENDIE ACCIDENTS	ZZ	.1	.0	.0	.0	.0	.0	.1	.0	.0
AA-1120980	00000	GAN MINSTER INSURANCE COMPANY LIMITED	ZZ	.0	.0	.0	.0	.0	.0	.0	.0	.0
AA-9999999	00000	GE RE BERMUDA INSURANCE LTD	VI	222	.0	(5)	.0	.13	.8	230	3.3	5.5
AA-5340310	00000	GENERAL INSURANCE CORPORATION OF INDIA	ZZ	.0	.0	.0	.0	.0	.0	.0	.0	.0
AA-1120668	00000	GENERAL REINSURANCE SYNDICATE	ZZ	.0	.0	.0	.0	.1	.1	.1	100.0	100.0
AA-1420030	00000	GJENSIDGE SKADEFORSIKRINGCE COMPANY	ZZ	(2)	.0	.0	.0	.2	.2	.0	.0	.0
AA-1320138	00000	GMF RE	ZZ	.0	.0	.0	.0	.0	.0	.0	.0	.0
AA-1220040	00000	GRAZER WECHSELSEITIGE VERSICHERUNG	HO	.0	.0	.0	.0	.0	.0	.0	.0	.0
AA-1120705	00000	GUARDIAN ROYAL EXCHANGE ASSURANCE PLC	ZZ	.0	.0	.0	.0	.0	.0	.0	.0	.0
AA-1121401	00000	GUILDHALL INSURANCE COMPANY LIMITED	ZZ	.0	.0	.0	.0	.0	.0	.0	.0	.0
AA-1340115	00000	HAMBURGER INTERNATIONALE RUCKVERSICHERUNG	ZZ	.0	.0	.0	.0	.0	.0	.0	.0	.0
AA-1340125	00000	HANNOVER RUECKVERSICHERUNGS-AKTIENGESELL.	ZZ	.39	.0	.0	.0	.0	.0	.39	.0	.0
AA-1120730	00000	HANSA GENERAL INSURANCE COMPANY UNITED K.	ZZ	.0	.0	.0	.0	.0	.0	.0	.0	.0
AA-1440045	00000	HANSA INTERNATIONAL INSURANCE COMPANY LT.	PY	.0	.0	.0	.0	.0	.0	.0	.0	.0
AA-1120750	00000	HARLEYSVILLE INSURANCE COMPANY LTD	ZZ	.0	.0	.0	.0	.0	.0	.0	.0	.0
AA-1120518	00000	HOME & OVERSEAS INSURANCE COMPANY LTD	ZZ	.0	.0	.0	.0	.1	.1	.1	100.0	100.0
AA-1340129	00000	IMPERIO RUCH AG	ZZ	.0	.0	.0	.0	.0	.0	.0	.0	.0
AA-1120827	00000	KEMPER REINSURANCE LONDON LIMITED	ZZ	.0	.0	.0	.0	.0	.0	.0	.0	.0
AA-1720092	00000	KESKINAINEN VAKUUTUSYHTIO TAPIOLA	ZZ	42	.0	.9	.0	.12	.21	.64	33.8	18.9
AA-5420050	00000	KOREAN REINSURANCE CORPORATION	BO	.0	.0	.0	.0	.0	.0	.0	.0	.0
AA-1580050	00000	KYOEI MUTUAL FIRE & MARINE	ZZ	116	.0	.0	.0	.13	.13	.129	10.1	10.1
AA-1320167	00000	LA LICORNE SA COMPAGNIE DE REASSURANCES	ZZ	.0	.0	.0	.0	.0	.0	.0	.0	.0
AA-1320230	00000	LA PRESERVATRICE COMPAGNIE	ZZ	.0	.0	.0	.0	.13	.13	.13	100.0	100.0
AA-1240162	00000	LA PREVOYANCE SOCIALE, SOCIETE COOPERATI.	PN	.0	.0	.0	.0	.0	.0	.0	.0	.0

41.4

**ANNUAL STATEMENT FOR THE YEAR 2002 OF THE NATIONWIDE MUTUAL INSURANCE COMPANY**

**SCHEDULE F - PART 4**

Aging of Ceded Reinsurance as of December 31, Current Year (000 Omitted)

1 Federal ID Number	2 NAIC Company Code	3 Name of Reinsurer	4 Domiciliary Jurisdiction	Reinsurance Recoverable on Paid Losses and Paid Loss Adjustment Expenses							11 Total Due Cols. 5 + 10	12 Percentage Overdue Col. 10/Col. 11	13 Percentage more Than 120 Days Overdue Col. 9 / Col. 11
				5 Current	Overdue					10 Total Overdue Cols. 6 + 7 + 8 + 9			
					6 1 to 29 Days	7 30 - 90 Days	8 91 - 120 Days	9 Over 120 Days	10 Overdue				
AA-1560249	00000	LES COOPERANTS, COMPAGNIE D' ASSURANCES	PO	.0	.0	.0	.0	.0	.0	.0	.0	.0	.0
AA-1120855	00000	LIBERTY MUTUAL INSURANCE COMPANY (MASSAC.	ZZ	.0	.0	.0	.0	.0	.0	.0	.0	.0	.0
AA-1361006	00000	LLOYD ITALILICO ASSICURAZIONI SPA	ZZ	.0	.0	.0	.0	.0	29	29	29	100.0	100.0
AA-1120925	00000	LUDGATE INSURANCE COMPANY	ZZ	.0	.0	.0	.0	.0	.0	.0	.0	.0	.0
AA-1840616	00000	MAPPRE AGROPECUARIA MUTUALIDAD DE SEGURO.	BL	.0	.0	.0	.0	.0	.0	.0	.0	.0	.0
AA-1120952	00000	MERCANTILE MUTUAL INSURANCE (UK) LIMITED.	ZZ	.0	.0	.0	.0	.0	.0	.0	.0	.0	.0
AA-1120973	00000	METROPOLITAN REINS CO (UK) LTD UNITED KI.	ZZ	.0	.0	.0	.0	.0	.0	.0	.0	.0	.0
AA-1120980	00000	MINSTER INSURANCE COMPANY LTD.	ZZ	.0	.0	.0	.0	.0	.0	.0	.0	.0	.0
AA-1340165	00000	MUENCHENER RUECKVERSICHERUNGS-GESELLSCHA.	ZZ	.0	(91)	.0	.0	.0	.0	91	.0	.0	.0
AA-1120011	00000	MUNICH REINSURANCE COMPANY	ZZ	.1	.0	.0	.0	.0	.0	.0	.1	.0	.0
AA-3190125	00000	NATIONAL UNDERWRITERS RE (UK)	ZZ	.1	.0	.0	.0	.0	.3	.3	.4	73.6	73.6
AA-5340660	00000	NEW INDIA ASSURANCE COMPANY LTD.	ZZ	.1	.0	.0	.0	.0	.0	.0	.1	.0	.0
AA-1121065	00000	NEW ZEALAND INSURANCE PLC	ZZ	.0	.0	.0	.0	.0	.0	.0	.0	.0	.0
AA-1380140	00000	NIEUW ROTTERDAM BEHEER N.V.	ZZ	.0	.0	.0	.0	.0	.0	.0	.0	.0	.0
AA-1580060	00000	NIPPON FIRE & MARINE INSURANCE COMPANY L.	ZZ	.0	.0	.0	.0	.0	.0	.0	.0	.0	.0
AA-1121075	00000	NIPPON INSURANCE CO. OF EUROPE LTD.	ZZ	.0	.0	.0	.0	.0	.0	.0	.0	.0	.0
AA-1460100	00000	NOUVELLE COMPAGNIE DE REASSURANCES.	TT	.0	.0	.0	.0	.0	.0	.0	.0	.0	.0
AA-1121110	00000	NW REINSURANCE CORPORATION LTD.	ZZ	.3	.0	.0	.0	.0	.0	.0	.3	.0	.0
AA-5760040	00000	OVERSEAS UNION INSURANCE LTD.	ZZ	.0	.0	.0	.0	.0	23	23	23	100.0	100.0
AA-1320232	00000	P & V ASSURANCES.	PN	244	.0	.0	.0	.0	19	19	264	7.3	7.3
AA-3190686	00000	PARTNER RE.	VI	.0	.0	.0	.0	.0	.0	.0	.0	.0	.0
AA-3190129	00000	PAUMANOCK INSURANCE COMPANY	VI	.1	.0	.0	.0	.0	.0	.0	.1	.0	.0
AA-1121200	00000	POHJOLA INSURANCE COMPANY (UK) LIMITED.	ZZ	.0	.0	.0	.0	.0	.0	.0	.0	.0	.0
AA-1121200	00000	POHJOLA INSURANCE COMPANY LIMITED.	ZZ	.0	.0	.0	.0	.0	.0	.0	.0	.0	.0
AA-1340187	00000	PROVINZIAL BRANDKASSE VERSICHERUNGSANSTA.	ZZ	.0	.0	.0	.0	.0	.0	.0	.0	.0	.0
AA-1780070	00000	QBE INSURANCE & REINSURANCE (EUROPE) LTD.	ZZ	.1	.0	.0	.0	.0	.0	.0	.1	.0	.0
AA-1121235	00000	QBW INTERNATIONAL INSURANCE LIMITED.	ZZ	.0	.0	.0	.0	.0	.0	.0	.0	.0	.0
AA-1340192	00000	R & V ALLGEMEINE VERSICHERUNG AG.	ZZ	15	.0	.0	.0	.0	.0	.0	15	.0	.0
AA-1340195	00000	RHEIN MAIN RUECKVERSICHERUNGS-GESELLSCHA.	ZZ	.841	.0	15	.0	.0	11	26	867	3.0	1.2
AA-1460115	00000	RHEIN RUCK AG	TT	.0	.0	.0	.0	.0	.0	.0	.0	.0	.0
AA-1340200	00000	RHEINLAND UND RUECK.	ZZ	.1	.0	.0	.0	.0	.0	.0	.1	.0	.0
AA-1121270	00000	RIVER THAMES INSURANCE COMPANY LTD.	ZZ	.1	.0	.0	.0	.0	.0	.0	.1	.0	.0
AA-1121277	00000	ROYAL REINSURANCE COMPANY LTD.	ZZ	.0	.0	.0	.0	.0	.0	.0	.0	.0	.0
AA-1990905	00000	SANTAM INS CO LTD.	AG	.0	.0	.0	.0	.0	.2	.2	.2	100.0	100.0
AA-1240175	00000	SECURA S.A. SOCIETE DE REASSURANCES.	PN	31	.0	.0	.0	.0	13	13	44	30.1	30.1
AA-5760055	00000	SINGAPORE REINSURANCE CORPORATION	ZZ	.1	.0	.0	.0	.0	.0	.0	.1	.0	.0
AA-1121340	00000	SKANDIA INSURANCE COMPANY LIMITED (UK)	ZZ	.1	.0	.0	.0	.0	.0	.0	.1	.0	.0
AA-1320295	00000	SOCIETE DE REASSURANCE DES ASSURANCES MU.	ZZ	1,538	.0	.0	.0	.0	36	36	1,575	2.3	2.3
AA-1320255	00000	SOCIETE PARISIENNE D SOUSCRIPT.	ZZ	.1	.0	.0	.0	.0	.0	.0	.1	.0	.0
AA-1340260	00000	SPARKASSEN-VERSICHERUNG ALLEGEMEINE VERSI.	ZZ	.0	.0	.0	.0	.0	.0	.0	.0	.0	.0
AA-1121366	00000	SPHERE DRAKE INSURANCE PUBLIC LIMITED CO.	ZZ	(3)	.0	.0	.0	.0	15	15	13	121.5	121.5
AA-1121390	00000	STRONGHOLD INSURANCE.	ZZ	.0	.0	.0	.0	.0	141	141	141	100.0	100.0
AA-1121395	00000	SUMITOMO M & F INS CO (EUR) LTD.	ZZ	.0	.0	.0	.0	.0	.0	.0	.0	.0	.0
AA-1580075	00000	SUMITOMO MARINE & FIRE INSURANCE COMPANY.	ZZ	.0	.0	.0	.0	.0	.0	.0	.0	.0	.0
AA-1121410	00000	TAISHO MARINE & FIRE COMPANY LIMITED.	ZZ	.0	.0	.0	.0	.0	.0	.0	.0	.0	.0
AA-1121425	00000	TERRA NOVA INSURANCE COMPANY LTD.	ZZ	(43)	.0	46	.0	.0	.1	46	.3	1,682.1	19.2
AA-1460025	00000	THE BALOISE INSURANCE COMPANY LTD BASLER.	TT	.0	.0	.0	.0	.0	.0	.0	.0	.0	.0
AA-1120361	00000	THE BRITISH & EUROPEAN REINSURANCE COMPA.	ZZ	.0	.0	.0	.0	.0	18	18	18	100.0	100.0
AA-1580010	00000	THE CHIYODA FIRE & MARINE INSURANCE COMP.	ZZ	.0	.0	.0	.0	.0	.0	.0	.0	.0	.0
AA-1580110	00000	THE YASUDA FIRE AND MARINE INSURANCE COM.	ZZ	.6	.0	.0	.0	.0	.0	.0	.6	.0	.0
AA-1121430	00000	TOA-RE INSURANCE COMPANY LTD.	ZZ	(21)	.0	23	.0	.0	.1	24	.3	918.0	47.8
AA-1121445	00000	TOKIO MARINE & FIRE INSURANCE COMPANY LT.	ZZ	.0	.0	.0	.0	.0	.0	.0	.0	.0	.0
AA-1120431	00000	TUREGUM INSURANCE COMPANY	ZZ	.0	.0	.0	.0	.0	.0	.0	.0	.0	.0
AA-1460150	00000	TUREGUM VERSICHERUNGSGESELLSCHAFT	TT	.0	.0	.0	.0	.0	172	172	172	99.9	99.9
AA-1121380	00000	UNI SOTREBRAND INSURANCE COMPANY (UK) LI.	ZZ	.0	.0	.0	.0	.0	.0	.0	.0	.0	.0
AA-1121480	00000	UNIONAMERICA INSURANCE COMPANY LTD.	ZZ	.1	.0	.0	.0	.0	.1	.1	.2	56.8	56.8
AA-1360255	00000	UNIPOL, COMPAGNIA ASSICURATRICE	ZZ	40	.0	35	.0	.0	15	49	89	15.5	16.3
AA-1420110	00000	VAR GENERAL INSURANCE AS.	ZZ	15	.0	.8	.0	.0	.12	.20	.35	57.4	34.9
AA-3190170	00000	WALTON INSURANCE CO LTD.	VI	.0	.0	(11)	.0	.0	600	589	589	100.0	101.9

41.5

**ANNUAL STATEMENT FOR THE YEAR 2002 OF THE NATIONWIDE MUTUAL INSURANCE COMPANY**

**SCHEDULE F - PART 4**

**Aging of Ceded Reinsurance as of December 31, Current Year (000 Omitted)**

1 Federal ID Number	2 NAIC Company Code	3 Name of Reinsurer	4 Domiciliary Jurisdiction	Reinsurance Recoverable on Paid Losses and Paid Loss Adjustment Expenses							11 Total Due Cols. 5 + 10	12 Percentage Overdue Col. 10/Col. 11	13 Percentage more Than 120 Days Overdue Col. 9 / Col. 11
				5 Current	Overdue					10 Total Overdue Cols. 6 + 7 + 8 + 9			
					6 1 to 29 Days	7 30 - 90 Days	8 91 - 120 Days	9 Over 120 Days	10				
AA-1121532	00000	WAUSAU INSURANCE COMPANY LTD.	ZZ	.0	.0	.0	.0	.0	.0	.0	.0	.0	.0
AA-1220070	00000	WEINER RUCKVERSICHERUNGS GESELLSCHAFT	HO	.130	.0	.15	.0	.14	.29	.159	.185	.185	.9.1
AA-1220075	00000	WIENER STADTISCHE	HO	.155	.0	.17	.0	.7	.25	.180	.137	.4.1	
AA-1460185	00000	WINTERHUR SWISS INS. CO, SWITZERLAND	TT	.0	.0	.0	.0	.0	.0	.0	.0	.0	.0
AA-1120386	00000	WORLD AUXILIARY INSURANCE CORP LTD.	ZZ	.0	.0	.0	.0	.7	.7	.7	100.0	100.0	100.0
AA-3190757	00000	XL RE LTD.	VI	(227)	.0	228	.0	.0	228	.0	.0	.0	.0
AA-1122021	00000	YORKSHIRE INSURANCE COMPANY LIMITED	ZZ	.0	.0	.0	.0	.0	.0	.0	.0	.0	.0
AA-1460190	00000	ZURICH VERSICHERUNGS-GESELLSCHAFT	TT	.120	.0	.0	.0	.19	.19	.139	.13.8	13.8	13.8
1799999 - Unauthorized - Other Non-U.S. Insurers				3,925	0	671	0	1,474	2,145	6,070	35.3	24.3	
1899999 - Total - Unauthorized				3,801	0	671	0	1,604	2,275	6,076	37.4	26.4	
1999999 - Total - Authorized and Unauthorized				359,598	0	2,764	53	7,285	10,102	369,700	2.7	2.0	
2099999 - Total - Protected Cells									0	0	0.0	0.0	
<b>9999999 Totals</b>				<b>359,598</b>	<b>0</b>	<b>2,764</b>	<b>53</b>	<b>7,285</b>	<b>10,102</b>	<b>369,700</b>	<b>2.7</b>	<b>2.0</b>	

ANNUAL STATEMENT FOR THE YEAR 2002 OF THE NATIONWIDE MUTUAL INSURANCE COMPANY

SCHEDULE F - PART 5

Provision for Unauthorized Reinsurance as of December 31, Current Year (000 Omitted)

1	2	3	4	5	6	7	8	9	10	11	12	13	14	15	16	17	
Federal ID Number	NAIC Company Code	Name of Reinsurer	Domiciliary Jurisdiction	Reinsurance Recoverable all Items Schedule F Part 3, Col. 15	Funds Held By Company Under Reinsurance Treaties	Letters of Credit	Ceded Balances Payable	Miscellaneous Balances	Other Allowed Offset Items	Sum of Cols. 6 thru 10 but not in excess of Col. 5	Subtotal Col. 5 minus Col. 11	Recoverable Paid Losses & LAE Expenses Over 90 Days Past Due not in Dispute	20% of Amount in Col. 13	Smaller of Col. 11 or Col. 14	Smaller of Col. 11 or 20% of Amount in Dispute Included in Col. 5	Total Provision for Unauthorized Reinsurance Smaller of Col.5 or Cols. 12 +15 + 16	
0199999 - Affiliates - U.S. Intercompany Pooling				0	0	0	0	0	0	0	0	0	0	0	0	0	0
0499999 - Total - Affiliates				0	0	0	0	0	0	0	0	0	0	0	0	0	0
OTHER U.S. UNAFFILIATED																	
52-1406688	17310	ABIELLE REASSURANCES - US	NY	11	0	0	0	0	0	0	11	0	0	0	0	11	
63-0255547	19143	ALABAMA FARM BUREAU MUTUAL INSURANCE SER.	AL	0	0	0	0	0	0	0	0	0	0	0	0	0	
39-0273710	19275	AMERICAN FAMILY MUTUAL INSURANCE COMPANY	WI	0	0	0	0	63	0	0	0	0	0	0	0	0	
00-0000000	19593	AMERICAN FIDELITY FIRE INSURANCE COMPANY	NY	0	(20)	0	0	71	0	0	0	0	0	0	0	0	
13-3333609	32220	AMERICAN INTERNATIONAL GROUP	NY	0	0	0	0	26	0	0	0	0	0	0	0	0	
13-3333609	32220	AMERICAN INTERNATIONAL UNDERWRITERS CORP.	NY	0	0	0	0	3	0	0	0	0	0	0	0	0	
63-0329091	25186	AMERICAN LIBERTY INSURANCE COMPANY	AL	30	0	0	0	0	0	0	30	0	0	0	0	30	
23-1641984	10219	AMERICAN OVERSEAS REINSURANCE COMPANY	NY	1	0	0	0	7	0	1	0	0	0	0	0	0	
98-4207369	10308	ANTILLES INSURANCE COMPANY	PR	0	0	0	0	80	0	0	0	0	0	0	0	0	
06-1430254	10348	ARCH REINSURANCE COMPANY	NJ	3	0	0	0	0	0	0	3	0	0	0	0	3	
AA-3194126	00000	ARCH REINSURANCE LIMITED	VI	25	0	0	0	0	0	0	25	0	0	0	0	25	
00-0000000	00000	ATCHISTON TOPEKA SANTA FE RR.	KS	0	0	0	0	350	0	0	0	0	0	0	0	0	
41-0134100	13412	AUSTIN MUTUAL INSURANCE COMPANY	MN	0	0	0	0	429	0	0	0	0	0	0	0	0	
38-0477270	21202	AUTO CLUB INSURANCE ASSOCIATION	MI	0	0	0	0	13	0	0	0	0	0	0	0	0	
59-3031102	41041	AUTO CLUB SOUTH INSURANCE CLUB	FL	0	0	0	0	29	0	0	0	0	0	0	0	0	
00-0000000	00000	BACCALA & SHOOP INS SERVICES	CA	0	0	0	0	1	0	0	0	0	0	0	0	0	
13-3077651	40223	BALTICA-SKANDINAVIA REINSURANCE CO OF AM.	NJ	1	0	0	0	0	12	1	0	0	0	0	0	0	
13-4941245	29742	BANKERS & SHIPPERS INSURANCE COMPANY	NC	0	0	0	0	4	0	0	0	0	0	0	0	0	
00-0000000	00000	BURLINGTON NORTHERN RR.	MN	0	0	0	0	250	0	0	0	0	0	0	0	0	
94-1627528	38865	CALIFORNIA INSURANCE GROUP	CA	0	0	0	0	5	0	0	0	0	0	0	0	0	
44-0447850	15725	CAMERON MUTUAL INSURANCE COMPANY	MO	0	0	0	0	3	0	0	0	0	0	0	0	0	
13-3000160	38199	CANADIAN UNION INSURANCE COMPANY	NY	5	0	0	0	0	0	0	5	4	1	0	0	5	
59-1847174	36617	CAPITAL ASSURANCE COMPANY INC.	FL	0	0	0	0	136	0	0	0	0	0	0	0	0	
66-0580809	00000	CARIBBEAN ALLIANCE COMPANY OF PUERTO RICO	PR	0	0	0	0	5,098	0	0	0	0	0	0	0	0	
39-0201700	29009	CEDARBURG MUTUAL INSURANCE CO.	WI	0	0	0	0	0	0	0	0	0	0	0	0	0	
22-2405591	41386	CHUBB GROUP OF INSURANCE COMPANY	NJ	0	0	0	0	1,212	0	0	0	0	0	0	0	0	
00-0000000	00000	CITIZENS CASUALTY COMPANY OF NEW YORK	NY	0	(4)	0	0	18	0	0	0	0	0	0	0	0	
95-2467198	20435	CNA CASUALTY OF CALIFORNIA	IL	0	0	0	0	4,539	0	0	0	0	0	0	0	0	
66-0317672	26778	CNA CASUALTY OF PUERTO RICO	PR	0	0	0	0	40	0	0	0	0	0	0	0	0	
00-0000000	00000	COLLINS ASSOCIATES, JOHN B.	MN	0	0	0	0	0	0	0	0	0	0	0	0	0	
47-0490411	31127	COLUMBIA CASUALTY COMPANY	IL	0	0	0	0	235	0	0	0	0	0	0	0	0	
43-0790393	40371	COLUMBIA MUTUAL INSURANCE COMPANY	MO	0	0	1	0	0	0	0	0	0	0	0	0	0	
04-2495247	34754	COMMERCE INSURANCE COMPANY	MA	0	0	0	0	218	0	0	0	0	0	0	0	0	
95-4387273	19489	COMMERCIAL UNDERWRITERS INSURANCE COMPAN.	CA	0	0	0	0	0	0	0	0	0	0	0	0	0	
98-0046314	37567	COMMONWEALTH INSURANCE COMPANY (US BRANCH.	WA	5	0	0	0	24	0	5	0	0	0	0	0	0	
31-0908652	22144	CONSTELLATION REINSURANCE COMPANY	NY	0	6	0	0	0	0	5	5	5	1	0	0	6	
06-1008174	39047	CONSTITUTION STATES MANAGEMENT	CT	0	0	0	0	0	0	0	0	0	0	0	0	0	
58-0830930	20966	COTTON STATES MUTUAL INSURANCE COMPANY	GA	0	0	0	0	0	0	0	0	0	0	0	0	0	
51-0015930	13870	DELAWARE MUTUAL INSURANCE COMPANY	DE	0	0	0	0	0	0	0	0	0	0	0	0	0	
00-0000000	00000	DERECO INC.	OH	0	0	0	0	25	0	0	0	0	0	0	0	0	
13-2725603	28541	DOMINION REINSURANCE COMPANY	NY	1,339	(317)	0	0	0	0	(317)	1,655	0	0	(317)	1,339	1,339	
04-1255040	13706	DORCHESTER MUTUAL INSURANCE COMPANY	MA	0	0	0	0	0	0	0	0	0	0	0	0	0	
42-0223390	13714	DRUGGISTS MUTUAL INS CO.	IA	0	0	0	0	0	0	0	0	0	0	0	0	0	
66-0353300	35645	EAGLE STAR PUERTO RICO	PR	0	0	0	0	9	0	0	0	0	0	0	0	0	
00-0000000	00000	EAST COAST INS CO.	NY	0	0	0	0	10	0	0	0	0	0	0	0	0	
39-0264050	21458	EMPLOYERS MUTUAL LIABILITY INSURANCE COM.	WI	12	(2)	0	0	0	0	(2)	14	0	0	(2)	12	12	
37-0960908	28088	EQUITABLE GENERAL INSURANCE COMPANY	IA	0	0	0	0	206	0	0	0	0	0	0	0	0	
23-0564640	17043	EVERETT CASH MUTUAL INSURANCE COMPANY	PA	0	0	0	0	0	0	0	0	0	0	0	0	0	
00-0000000	00000	F B HALL & CO, INC.	NY	0	0	0	0	19	0	0	0	0	0	0	0	0	
42-0331872	13773	FARM BUREAU MUTUAL INSURANCE COMPANY	IA	1	0	0	0	0	0	0	1	0	0	0	0	1	
38-1316179	21555	FARM BUREAU MUTUAL INSURANCE COMPANY OF	MI	0	0	0	0	0	0	0	0	0	0	0	0	0	
41-0249450	13846	FARMERS HOME MUTUAL INSURANCE COMPANY	MN	0	0	0	0	157	0	0	0	0	0	0	0	0	
21-0448840	13854	FARMERS MUTUAL FIRE OF SALEM COUNTY	NJ	0	0	0	0	5	0	0	0	0	0	0	0	0	
45-0214096	32670	FARMERS UNION MUTUAL INSURANCE COMPANY	ND	0	0	0	0	3	0	0	0	0	0	0	0	0	
13-2721570	28622	FEDERATED REINSURANCE CORPORATION	NJ	0	0	0	0	9	0	0	0	0	0	0	0	0	

**ANNUAL STATEMENT FOR THE YEAR 2002 OF THE NATIONWIDE MUTUAL INSURANCE COMPANY**

**SCHEDULE F - PART 5**

Provision for Unauthorized Reinsurance as of December 31, Current Year (000 Omitted)

1	2	3	4	5	6	7	8	9	10	11	12	13	14	15	16	17
Federal ID Number	NAIC Company Code	Name of Reinsurer	Domiciliary Jurisdiction	Reinsurance Recoverable all Items Schedule F Part 3, Col. 15	Funds Held By Company Under Reinsurance Treaties	Letters of Credit	Ceded Balances Payable	Miscellaneous Balances	Other Allowed Offset Items	Sum of Cols. 6 thru 10 but not in excess of Col. 5	Subtotal Col. 5 minus Col. 11	Recoverable Paid Losses & LAE Expenses Over 90 Days Past Due not in Dispute	20% of Amount in Col. 13	Smaller of Col. 11 or Col. 14	Smaller of Col. 11 or 20% of Amount in Dispute Included in Col. 5	Total Provision for Unauthorized Reinsurance Smaller of Col.5 or Cols. 12 + 15 + 16
AA-9995057	00000	FESTER, FOTHERGILL & HARTUNG	NY	.1	.0	.0	.0	.0	.0	.0	.1	.0	.0	.0	.0	.1
04-2198460	21822	FIRST STATE INSURANCE COMPANY	MA	.0	.0	.0	.0	3,871	.0	.0	.0	.0	.0	.0	.0	.0
13-5339725	18341	FLORIDA INTRACOASTAL UND	FL	.0	.0	.0	.0	15	.0	.0	.0	.0	.0	.0	.0	.0
AA-1120640	00000	FORTRESS REINS MGT INC.	NC	.0	.0	.0	.0	13	.0	.0	.0	.0	.0	.0	.0	.0
22-0923502	16454	FRANKLIN MUTUAL INSURANCE COMPANY	NJ	.0	.0	.0	.0	15	.0	.0	.0	.0	.0	.0	.0	.0
03-0308973	10594	GENCON INSURANCE COMPANY OF VERMONT	VT	.0	.0	.0	.0	.9	.0	.0	.0	.0	.0	.0	.0	.0
66-0370268	38229	GENERAL ACCIDENT INS OF PR.	ZZ	.0	.0	.0	.0	.1	.0	.0	.0	.0	.0	.0	.0	.0
75-1629914	36838	GENERAL AGENTS INSURANCE COMPANY OF AMER.	TX	.0	.0	.0	.0	.0	.0	.0	.0	.0	.0	.0	.0	.0
13-5099315	25925	GENERAL SECURITY ASSURANCE CORPORATION O.	NY	.1	.0	.0	.0	.0	.0	.0	.1	.0	.0	.0	.0	.1
33-0763205	10836	GOLDEN EAGLE INSURANCE CORPORATION	CA	.0	.0	.0	.0	404	.0	.0	.0	.0	.0	.0	.0	.0
00-0000000	03905	GRE OF AMERICA CORP.	NY	.0	.0	.0	.0	.4	.0	.0	.0	.0	.0	.0	.0	.0
06-1174928	29092	GUARANTY RE INSURANCE COMPANY	MS	.83	.0	.0	.0	.0	.0	.0	.83	.0	.0	.0	.0	.83
42-0645088	15032	GUIDEONE MUTUAL INSURANCE COMPANY	IA	.0	.0	.0	.0	.6	.0	.0	.0	.0	.0	.0	.0	.0
59-1753535	40495	HAMBURG INTERNATIONAL REINSURANCE COMPAN.	FL	(15)	.0	.0	.0	.0	.0	(15)	.0	.0	.0	.0	(15)	.0
23-1704924	11460	HOMESTEAD INSURANCE COMPANY	NJ	.1	.0	.0	.0	.0	.1	.1	.0	.0	.0	.0	.0	.0
74-2195939	42374	HOUSTON CASUALTY COMPANY	TX	.0	.0	.0	.0	.0	.0	.0	.0	.0	.0	.0	.0	.0
39-1173498	29068	IDS PROPERTY CASUALTY INSURANCE COMPANY	WI	.0	.0	.0	.0	.3	.0	.0	.0	.0	.0	.0	.0	.0
22-1996402	31062	IFA INSURANCE COMPANY	NJ	.0	.0	.0	.0	.1	.0	.0	.0	.0	.0	.0	.0	.0
00-0000000	00000	ILLINOIS CENTRAL RR	IL	.0	.0	.0	.0	330	.0	.0	.0	.0	.0	.0	.0	.0
42-0333150	14257	IMT INSURANCE COMPANY (MUTUAL)	IA	.0	.0	.0	.0	.2	.0	.0	.0	.0	.0	.0	.0	.0
35-0409130	22624	INDIANA FARMERS MUTUAL INSURANCE COMPANY	IN	.0	.0	.0	.0	.10	.0	.0	.0	.0	.0	.0	.0	.0
AA-9995028	00000	INDUSTRIAL RISK INSURERS	CT	(120)	.0	.0	.0	(120)	.0	(120)	.0	.0	.0	.0	(120)	.0
00-0000000	00000	INTERNATIONAL MARINE UND.	NY	.0	.0	.0	.0	118	.0	.0	.0	.0	.0	.0	.0	.0
36-2711653	21091	INTERNATIONAL SURPLUS LINES INSURANCE CO.	IL	.0	.0	.0	.0	.1	.0	.0	.0	.0	.0	.0	.0	.0
42-0333120	14338	IOWA MUTUAL INSURANCE COMPANY	IA	.0	.0	.0	.0	.4	.0	.0	.0	.0	.0	.0	.0	.0
AA-9995027	00000	IRM (IMPROVED RISK MUTUALS)	NC	.0	.0	.0	.0	.4	.0	.0	.0	.0	.0	.0	.0	.0
36-2667627	22969	KEMPER NATIONAL INSURANCE COMPANIES	IL	.0	.0	.0	.0	1,073	.0	.0	.0	.0	.0	.0	.0	.0
61-0392792	22993	KENTUCKY FARM BUREAU MUTUAL INSURANCE CO.	KY	.1	.0	.0	.0	.0	.0	.0	.0	.0	.0	.0	.0	.0
23-1285876	17353	LEHIGH VALLEY RR	PA	.0	.0	.0	.0	.50	.0	.0	.0	.0	.0	.0	.0	.0
25-1149494	19437	LEXINGTON INSURANCE COMPANY	MA	.0	.0	.0	.0	6,572	.0	.0	.0	.0	.0	.0	.0	.0
54-6000720	00000	LOUISVILLE & NASHVILLE RR	NC	.0	.0	.0	.0	1,465	.0	.0	.0	.0	.0	.0	.0	.0
01-0021090	15997	MAINE MUTUAL FIRE INSURANCE COMPANY	ME	.0	.0	.0	.0	.3	.0	.0	.0	.0	.0	.0	.0	.0
AA-9995030	00000	MARINE OFFICE OF AMERICA CORPORATION	NJ	.0	.0	.0	.0	.16	.0	.0	.0	.0	.0	.0	.0	.0
36-1475332	20451	MEAD REINSURANCE CORPORATION	OH	.0	.0	.0	.0	.1	.0	.0	.0	.0	.0	.0	.0	.0
13-1916653	23493	MIDLAND INSURANCE CO.	NY	.0	.0	.0	.0	159	.0	.0	.0	.0	.0	.0	.0	.0
41-0417260	23574	MIDWEST FAMILY MUTUAL INSURANCE COMPANY	MN	.0	.0	.0	.0	.2	.0	.0	.0	.0	.0	.0	.0	.0
95-1728812	19285	MISSION INSURANCE COMPANY	CA	.0	.0	.0	.0	1,286	.0	.0	.0	.0	.0	.0	.0	.0
64-0323391	14605	MISSISSIPPI FARM BUREAU MUTUAL	MS	.5	.0	.0	.0	.0	.0	.0	.5	.0	.0	.0	.0	.5
AA-0000000	00000	MISSOURI PACIFIC RAILROAD CO.	MO	.0	.0	.0	.0	.47	.0	.0	.0	.0	.0	.0	.0	.0
83-0181634	29440	MOUNTAIN WEST FARM BUREAU MUTUAL INSURAN.	WY	.0	.0	.0	.0	.0	.0	.0	.0	.0	.0	.0	.0	.0
13-3404632	24651	MULTIPLUS INSURANCE COMPANY	NY	.1	.0	.0	.0	.0	.0	.0	.1	.0	.0	.0	.0	.1
23-0902460	14729	MUTUAL FIRE MARINE & INLAND INSURANCE CO.	PA	.0	.0	.0	.0	.18	.0	.0	.0	.0	.0	.0	.0	.0
95-1037200	23701	NATIONAL AUTOMOBILE AND CASUALTY INSURAN.	CA	.42	.0	.0	.0	.0	.0	.0	.42	.0	.0	.0	.0	.42
74-1196864	15474	NATIONAL LLOYDS INSURANCE COMPANY	TX	.0	.0	.0	.0	.2	.0	.0	.0	.0	.0	.0	.0	.0
00-0000000	00000	NATIONAL RAILROAD PASSINGER	DC	.0	.0	.0	.0	.25	.0	.0	.0	.0	.0	.0	.0	.0
63-0415525	12114	NATIONAL SECURITY FIRE & CASUALTY COMPAN.	AL	.0	.0	.0	.0	.0	.0	.0	.0	.0	.0	.0	.0	.0
AA-1340002	00000	NECKURA INSURANCE COMPANY	ZZ	.22	.0	.0	.0	.73	.0	.22	.0	.0	.0	.0	.0	.0
21-0524225	12122	NEW JERSEY MANUFACTURERS INSURANCE COMPA.	NJ	.0	.0	.0	.0	.1	.0	.0	.0	.0	.0	.0	.0	.0
22-2187459	35432	NEW JERSEY REINSURANCE COMPANY	NJ	.26	.0	.8	.0	.0	.0	.8	.18	.0	.0	.0	.0	.18
15-0398170	14834	NEW YORK CENTRAL MUTUAL FIRE INSURANCE C.	NY	.0	.0	.0	.0	.0	.0	.0	.0	.0	.0	.0	.0	.0
25-1118791	19402	NORTH AMERICAN MANAGER	NH	.0	.0	.0	.0	.141	.0	.0	.0	.0	.0	.0	.0	.0
13-1675535	25364	NORTH AMERICAN REINSURANCE CORPORATION	NY	.6	.0	.0	(10)	.0	.0	(10)	.15	.0	.0	.0	(10)	.6
41-0446480	14850	NORTH STAR MUTUAL INSURANCE COMPANY	MN	.0	.0	.0	.0	.9	.0	.0	.0	.0	.0	.0	.0	.0
36-0719665	19232	NORTHBROOK EXCESS AND SURPLUS INSURANCE	IL	.0	.0	.0	.0	281	.0	.0	.0	.0	.0	.0	.0	.0
24-0858224	12165	NORTHEASTERN FIRE INSURANCE COMPANY OF P.	PA	.0	.0	.0	.0	.5	.0	.0	.0	.0	.0	.0	.0	.0
42-0791985	21768	NORTHEASTERN INSURANCE COMPANY OF HARTFO.	IA	.0	.0	.0	.0	.2	.0	.0	.0	.0	.0	.0	.0	.0
23-0929640	17558	OLD GUARD MUTUAL INSURANCE COMPANY	PA	.0	.0	.0	.0	.2	.0	.0	.0	.0	.0	.0	.0	.0
75-6057779	18635	OLD REPUBLIC LLOYDS OF TEXAS	IL	.0	.0	.0	.0	.9	.0	.0	.0	.0	.0	.0	.0	.0

42.1

**ANNUAL STATEMENT FOR THE YEAR 2002 OF THE NATIONWIDE MUTUAL INSURANCE COMPANY**

**SCHEDULE F - PART 5**

Provision for Unauthorized Reinsurance as of December 31, Current Year (000 Omitted)

1	2	3	4	5	6	7	8	9	10	11	12	13	14	15	16	17
Federal ID Number	NAIC Company Code	Name of Reinsurer	Domiciliary Jurisdiction	Reinsurance Recoverable all Items Schedule F Part 3, Col. 15	Funds Held By Company Under Reinsurance Treaties	Letters of Credit	Ceded Balances Payable	Miscellaneous Balances	Other Allowed Offset Items	Sum of Cols. 6 thru 10 but not in excess of Col. 5	Subtotal Col. 5 minus Col. 11	Recoverable Paid Losses & LAE Expenses Over 90 Days Past Due not in Dispute	20% of Amount in Col. 13	Smaller of Col. 11 or Col. 14	Smaller of Col. 11 or 20% of Amount in Dispute Included in Col. 5	Total Provision for Unauthorized Reinsurance Smaller of Col.5 or Cols. 12 +15 + 16
48-0884451	37060	OLD UNITED CASUALTY COMPANY	KS	.0	.0	.0	.0	.10	.0	.0	.0	.0	.0	.0	.0	.0
13-2984197	39837	PAN ATLANTIC INVESTORS LTD.	NY	.15	.0	.0	.0	.49	.0	.15	.0	.0	.0	.0	.0	.0
05-0197250	14931	PAWTUCKET MUTUAL INSURANCE COMPANY	RI	.0	.0	.0	.0	.1	.0	.0	.0	.0	.0	.0	.0	.0
37-6028411	24228	PEKIN INSURANCE COMPANY	IL	.0	.0	.0	.0	.0	.0	.0	.0	.0	.0	.0	.0	.0
95-3634110	40282	PENN CENTRAL INS CO	PA	.0	.0	.0	.0	1,076	.0	.0	.0	.0	.0	.0	.0	.0
86-0271410	26751	PINE TOP INSURANCE COMPANY	AZ	.0	.0	.0	.0	.10	.0	.0	.0	.0	.0	.0	.0	.0
13-1941868	34207	PURITAN INSURANCE COMPANY	KS	.0	.0	.0	.0	.0	.0	.0	.0	.0	.0	.0	.0	.0
13-3625361	15466	REALM NATIONAL INSURANCE COMPANY	NY	.0	.0	.0	.0	.5	.0	.0	.0	.0	.0	.0	.0	.0
00-0000000	10526	RENAISSANCE INSURANCE COMPANY	VT	.3	.0	.19	.0	.0	.0	.3	.0	.0	.0	.0	.0	.0
54-0837857	10214	ROCKINGHAM MUTUAL INSURANCE COMPANY	VA	.0	.0	.0	.0	.1	.0	.0	.0	.0	.0	.0	.0	.0
66-0357766	36749	ROYAL INS CO OF PUERTO RICO	PR	.0	.0	.0	.0	.25	.0	.0	.0	.0	.0	.0	.0	.0
04-2689624	39454	SAFETY INSURANCE COMPANY	MA	.0	.0	.0	.0	.67	.0	.0	.0	.0	.0	.0	.0	.0
00-0000000	00000	SAYRE & TOSO	CA	.0	.0	.0	.0	.1	.0	.0	.0	.0	.0	.0	.0	.0
22-2664587	26174	SECURITY INDEMNITY INSURANCE COMPANY	NJ	.0	.0	.0	.0	.3	.0	.0	.0	.0	.0	.0	.0	.0
06-1008792	37818	SECURITY REINSURANCE COMPANY	CT	.0	.0	.0	(.1)	.11	.0	.0	.0	.0	.0	.0	.0	.0
57-0248730	24953	SEIBELS BRUCE GROUP	SC	.0	.0	.0	.0	.17	.0	.0	.0	.0	.0	.0	.0	.0
22-1272390	12572	SELECTIVE INSURANCE GROUP	NJ	.0	.0	.0	.0	.35	.0	.0	.0	.0	.0	.0	.0	.0
39-1092844	24961	SENTRY INDEMNITY CO	WI	.91	.0	.0	.0	.0	.0	.91	.0	.0	.0	.0	.0	.91
13-1290712	20583	SERVICE FIRE INSURANCE COMPANY OF NY	NY	.28	.0	.0	.0	.28	.0	.28	.0	.0	.0	.0	.0	.28
43-1424791	26557	SHELTER REINSURANCE COMPANY	MO	.5	.0	.0	.0	.0	.0	.5	.0	.0	.0	.0	.0	.5
75-1622251	36900	SIGNAL INSURANCE LLOYDS COMPANY	TX	.0	.0	.0	.0	.25	.0	.0	.0	.0	.0	.0	.0	.0
13-2963258	36579	SIMCOE & ERIE GENERAL INSURANCE - USB	NY	.408	.0	.301	.0	.0	.0	.301	.107	.0	.0	.0	.0	.107
AA-9995078	00000	SOMERSET MARINE , INCORPORATED	NY	.0	.0	.0	.0	.365	.0	.0	.0	.0	.0	.0	.0	.0
63-0350861	19178	SOUTHERN GUARANTY INSURANCE COMPANY	AL	.0	.0	.0	.0	.117	.0	.0	.0	.0	.0	.0	.0	.0
00-0000000	00000	SOUTHERN PACIFIC CO	CA	.0	.0	.0	.0	.215	.0	.0	.0	.0	.0	.0	.0	.0
00-0000000	00000	SOUTHERN PACIFIC RR	CA	.0	.0	.0	.0	.20	.0	.0	.0	.0	.0	.0	.0	.0
AA-9995075	00000	STARR TECHNICAL RISKS AGENCY INC	NY	.0	.0	.0	.0	.357	.0	.0	.0	.0	.0	.0	.0	.0
23-1330959	25348	STUYVESANT INSURANCE COMPANY	VT	.0	.0	.0	.0	.10	.0	.0	.0	.0	.0	.0	.0	.0
66-0391685	42153	SUN ALLIANCE INS CO OF PR INC	PR	.0	.0	.0	.0	.2	.0	.0	.0	.0	.0	.0	.0	.0
00-0000000	00000	TFH INTERNATIONAL	OH	.0	.0	.0	.0	.2	.0	.0	.0	.0	.0	.0	.0	.0
52-0254590	13501	THE BRETHERAN MUTUAL INSURANCE COMPANY	MD	.0	.0	.0	.0	.3	.0	.0	.0	.0	.0	.0	.0	.0
48-0213973	21520	THE FARM BUREAU MUTUAL INSURANCE COMPANY	KS	.0	.0	.0	.0	.0	.0	.0	.0	.0	.0	.0	.0	.0
02-0349547	38032	THE HOME REINSURANCE COMPANY	NY	.0	.0	.0	.0	.29	.0	.0	.0	.0	.0	.0	.0	.0
13-2791458	38997	THE NISSAN FIRE & MARINE INSURANCE COMPA	NY	.6	.0	.0	.0	.0	.0	.6	.0	.0	.0	.0	.0	.6
39-0711880	15261	THRESHERMENS INSURANCE GROUP	WI	.0	.0	.0	.0	.0	.0	.0	.0	.0	.0	.0	.0	.0
66-0457223	44423	UNITED SURETY & INDEMNITY CO	PR	.0	.0	.0	.0	.7	.0	.0	.0	.0	.0	.0	.0	.0
75-0620550	19887	UNITRIN PROPERTY AND CASUALTY GROUP	TX	.0	.0	.0	.0	.12	.0	.0	.0	.0	.0	.0	.0	.0
48-0288500	15296	UPLAND MUTUAL INSURANCE INC	KS	.0	.0	.0	.0	.7	.0	.0	.0	.0	.0	.0	.0	.0
72-1301527	10295	US AGENCIES CASUALTY INSURANCE COMPANY	LA	.0	.0	.0	.0	.19	.0	.0	.0	.0	.0	.0	.0	.0
06-0966705	00000	US FACULTATIVE MGT CORP	NY	.0	.0	.0	.0	.0	.0	.0	.0	.0	.0	.0	.0	.0
03-0164650	26018	VERMONT MUTUAL INSURANCE COMPANY	VT	.0	.0	.0	.0	.2	.0	.0	.0	.0	.0	.0	.0	.0
AA-0000000	00000	W.H. MEGEE	NY	.0	.0	.0	.0	.153	.0	.0	.0	.0	.0	.0	.0	.0
22-1867895	00981	W.R. BERKLEY CORPORATE GROUP	CT	.0	.0	.0	.0	.39	.0	.0	.0	.0	.0	.0	.0	.0
22-2375995	41971	WARWICK GROUP	NJ	.0	.0	.0	.0	.10	.0	.0	.0	.0	.0	.0	.0	.0
41-0557630	29475	WASECA MUTUAL INSURANCE COMPANY	MN	.0	.0	.0	.0	.47	.0	.0	.0	.0	.0	.0	.0	.0
AA-1560880	31526	WAWANESA MUTUAL INSURANCE	CA	.0	.0	.0	.0	.6	.0	.0	.0	.0	.0	.0	.0	.0
13-3352329	22390	WELLINGTON INSURANCE COMPANY	TX	.0	.0	.0	.0	.1	.0	.0	.0	.0	.0	.0	.0	.0
13-5481330	21121	WESTCHESTER SPECIALTY GROUP	GA	.0	.0	.0	.0	.733	.0	.0	.0	.0	.0	.0	.0	.0
41-0430825	15377	WESTERN NATIONAL MUTUAL INSURANCE COMPAN	MN	.0	.0	.0	.0	.0	.0	.0	.0	.0	.0	.0	.0	.0
39-1173653	30260	WISCONSIN REINSURANCE CORPORATION	WI	.0	.0	.0	.0	.2	.0	.0	.0	.0	.0	.0	.0	.0
75-1428560	30325	ZALE IDEMNITY COMPANY	TX	.0	.0	.0	.0	.0	.0	.0	.0	.0	.0	.0	.0	.0
95-1651549	13269	ZENITH INSURANCE COMPANY	CA	.1	.0	.3	.0	.0	.0	.1	.0	.0	.0	.0	.0	.0
95-2565072	12963	20TH CENTURY INSURANCE COMPANY	CA	.0	.0	.0	.0	.6	.0	.0	.0	.0	.0	.0	.0	.0
0599999 - Other U.S. Unaffiliated Insurers				2,050	(343)	331	(131)	32,962	13	(104)	2,154	10	2	0	(464)	1,825
POOLS - MANDATORY PARTICIPATION																
AA-9995090	00000	AMERICAN INTL MARINE AGENCY	NY	.0	.0	.0	.0	.1	.0	.0	.0	.0	.0	.0	.0	.0
AA-9991131	00000	NEVADA CAIP	NV	.0	.0	.0	.0	.6	.0	.0	.0	.0	.0	.0	.0	.0
AA-9991133	00000	NEW HAMPSHIRE CAIP	NH	.0	.0	.0	.0	.57	.0	.0	.0	.0	.0	.0	.0	.0

42.2

**ANNUAL STATEMENT FOR THE YEAR 2002 OF THE NATIONWIDE MUTUAL INSURANCE COMPANY**

**SCHEDULE F - PART 5**

Provision for Unauthorized Reinsurance as of December 31, Current Year (000 Omitted)

1	2	3	4	5	6	7	8	9	10	11	12	13	14	15	16	17
Federal ID Number	NAIC Company Code	Name of Reinsurer	Domiciliary Jurisdiction	Reinsurance Recoverable all Items Schedule F Part 3, Col. 15	Funds Held By Company Under Reinsurance Treaties	Letters of Credit	Ceded Balances Payable	Miscellaneous Balances	Other Allowed Offset Items	Sum of Cols. 6 thru 10 but not in excess of Col. 5	Subtotal Col. 5 minus Col. 11	Recoverable Paid Losses & LAE Expenses Over 90 Days Past Due not in Dispute	20% of Amount in Col. 13	Smaller of Col. 11 or Col. 14	Smaller of Col. 11 or 20% of Amount in Dispute Included in Col. 5	Total Provision for Unauthorized Reinsurance Smaller of Col. 5 or Cols. 12 + 15 + 16
AA-9991222	32573	OHIO FAIR PLAN UNDERWRITERS ASSOCIATION	OH	0	0	0	0	1,197	0	0	0	0	0	0	0	0
AA-9991142	00000	OKLAHOMA CAIP	OK	0	0	0	0	2	0	0	0	0	0	0	0	0
AA-9991143	00000	OREGON CAIP	OR	0	0	0	0	1	0	0	0	0	0	0	0	0
AA-9991224	00000	PENNSYLVANIA FAIR PLAN	PA	0	0	0	0	580	0	0	0	0	0	0	0	0
AA-9991146	00000	RHODE ISLAND CAIP	RI	0	0	0	0	315	0	0	0	0	0	0	0	0
AA-9991225	00000	RHODE ISLAND JOINT REINSURANCE ASSN	RI	0	0	0	0	555	0	0	0	0	0	0	0	0
AA-9991147	00000	SOUTH CAROLINA CAIP	SC	0	0	0	0	24	0	0	0	0	0	0	0	0
AA-9991305	00000	SOUTH CAROLINA WIND & HAIL UND(BEACH PL)	SC	0	0	0	0	1,279	0	0	0	0	0	0	0	0
AA-9991149	00000	SOUTH DAKOTA CAIP	SD	0	0	0	0	34	0	0	0	0	0	0	0	0
AA-9991151	00000	UTAH CAIP	UT	0	0	0	0	8	0	0	0	0	0	0	0	0
AA-9991152	00000	VERMONT CAIP	VT	0	0	0	0	32	0	0	0	0	0	0	0	0
AA-9991154	00000	WASHINGTON CAIP	WA	0	0	0	0	3	0	0	0	0	0	0	0	0
AA-9991227	00000	WASHINGTON FAIR PLAN	WA	0	0	0	0	2	0	0	0	0	0	0	0	0
AA-9991156	00000	WEST VIRGINIA CAIP	WV	0	0	0	0	96	0	0	0	0	0	0	0	0
AA-9991228	00000	WEST VIRGINIA FAIR PLAN	WV	0	0	0	0	82	0	0	0	0	0	0	0	0
AA-9991158	00000	WYOMING CAIP	WY	0	0	0	0	6	0	0	0	0	0	0	0	0
0699999 - Pools - Mandatory				0	0	0	0	4,281	0	0	0	0	0	0	0	0
POOLS - VOLUNTARY PARTICIPATION																
AA-9995013	00000	ASSOCIATED AVIATION UNDERWRITERS	NJ	0	0	0	0	63	0	0	0	0	0	0	0	0
AA-9995081	00000	AGENCY MANAGERS LTD	NY	0	0	0	0	8,421	0	0	0	0	0	0	0	0
AA-9995005	00000	AMERICAN HULL INSURANCE SYNDICATE	NY	0	0	0	0	83	0	0	0	0	0	0	0	0
AA-9995090	00000	AMERICAN INTERNATIONAL MARINE AGENCY OF	NY	0	0	0	0	180	0	0	0	0	0	0	0	0
AA-9995048	00000	AMERICAN OFFSHORE INS. SYN.	NY	0	0	0	0	150	0	0	0	0	0	0	0	0
AA-9995121	00000	BALIS TREATY REINSURANCE PROGRAM	PA	0	0	0	0	440	0	0	0	0	0	0	0	0
AA-9995074	00000	CIGNA SPECIAL RISK FACILITIES	PA	0	0	0	0	0	0	0	0	0	0	0	0	0
AA-9995022	00000	EXCESS & CASUALTY REINSURANCE ASSOC (MEM)	NY	175	0	0	0	0	0	0	175	5	1	0	0	175
AA-9995032	00000	MUTUAL MARINE OFFICE INC.	NY	0	0	0	0	930	0	0	0	0	0	0	0	0
AA-9994111	00000	NORSK NATURSKADEPOOL OF OSLO	ZZ	0	0	0	0	3	0	0	0	0	0	0	0	0
AA-9995043	00000	UNITED STATES AIRCRAFT INSURANCE GROUP	NY	0	0	0	0	9,013	0	0	0	0	0	0	0	0
0799999 - Pools - Voluntary				175	0	0	0	19,284	0	0	175	5	1	0	0	175
OTHER NON-U.S. INSURERS																
AA-1120660	00000	GENERAL ACCIDENT FIRE AND LIFE ASSURANC	ZZ	0	0	0	0	1	0	0	0	0	0	0	0	0
AA-1121175	00000	PHOENIX ASSURANCE PLC	ZZ	0	0	0	0	0	0	0	0	0	0	0	0	0
AA-3190002	00000	A.C.E. INSURANCE COMPANY LTD	VI	0	0	0	0	0	0	0	0	0	0	0	0	0
AA-1280067	00000	A/S DET KJOBENHAVNSKE REASSURANCE - COMP	ZZ	1	0	0	0	0	0	0	1	0	0	0	0	1
AA-1340010	00000	AACHENER RUCKVERSICHERUNGS-GESELLSCHAFT	ZZ	158	80	8	(28)	26	0	87	72	22	4	4	0	76
AA-1320010	00000	ABIELLE REASSURANCES	ZZ	1	0	0	0	0	0	0	2	0	0	0	0	1
AA-9681000	00000	ADMINISTRATIA ASIGURARILOR DE STAT	ZZ	0	0	0	0	0	0	0	0	0	0	0	0	0
AA-2280005	00000	AETNA CHILE SEGUROS GENERALES SA	ZZ	0	0	0	0	0	0	0	0	0	0	0	0	0
00-0000000	00000	AGROASEMEX	ZZ	0	0	0	0	0	0	0	0	0	0	0	0	0
AA-1320002	00000	AIG EUROPE, S.A	ZZ	0	0	0	0	109	0	0	0	0	0	0	0	0
AA-4430010	00000	AL AHLEIA INSURANCE COMPANY S.A.K	ZZ	12	0	0	0	0	0	0	12	0	0	0	0	12
AA-1560028	00000	ALBERTA MOTOR ASSOCIATION INSURANCE COMP	AB	0	0	0	0	0	0	0	0	0	0	0	0	0
AA-9994110	00000	ALEXANDER HOWDEN & COMPANY, LTD	ZZ	0	0	0	0	3	0	0	0	0	0	0	0	0
00-0000000	00000	ALFA SEGUROS S.A.	ZZ	0	0	0	0	5	0	0	0	0	0	0	0	0
AA-1340025	00000	ALGEMENE LEVENSHERVERZEKERING MAATSCHAPP	ZZ	0	0	0	0	133	0	0	0	0	0	0	0	0
AA-1560030	00000	ALLSTATE INSURANCE COMPANY OF CANADA	ON	0	0	0	0	694	0	0	0	0	0	0	0	0
AA-1460010	00000	ALPINA VERSICHERUNGS- AKTIENGESELLSCHAFT	TT	0	0	0	0	2	0	0	0	0	0	0	0	0
AA-1340040	00000	ALTE LEIPZIGER VERSICHERUNGSGESELLSCHAFT	ZZ	8	0	0	0	0	1	1	6	0	0	0	0	6
AA-1128001	00000	AMLIN SYNDICATE #2001	ZZ	14	0	0	0	0	0	0	14	0	0	0	0	14
AA-1930020	00000	AMP GEN INS LTD	GT	0	0	0	0	0	0	0	0	0	0	0	0	0
AA-1320035	00000	ANCIENNE MUTUELLE REASSURANCE	ZZ	97	0	0	0	0	0	0	97	0	0	0	0	97
AA-1120147	00000	ANCON INS CO (UK) LTD	ZZ	1	0	1	0	0	0	1	0	0	0	0	0	0
AA-1120170	00000	ANDREW WEIR	ZZ	0	0	0	0	58	0	0	0	0	0	0	0	0
AA-1120590	00000	ANGLO-FRENCH INSURANCE COMPANY LTD	ZZ	7	(2)	0	0	0	0	(2)	8	0	0	(2)	0	7
AA-4190035	00000	ARAB INSURANCE GROUP BSC	NQ	1	0	0	0	0	0	0	1	0	0	0	0	1
AA-2831006	00000	ARIBESA-AFIANZADORA Y REAFIANZADORA IBER	ZZ	0	0	0	0	0	0	0	0	0	0	0	0	0

**ANNUAL STATEMENT FOR THE YEAR 2002 OF THE NATIONWIDE MUTUAL INSURANCE COMPANY**

**SCHEDULE F - PART 5**

Provision for Unauthorized Reinsurance as of December 31, Current Year (000 Omitted)

1	2	3	4	5	6	7	8	9	10	11	12	13	14	15	16	17
Federal ID Number	NAIC Company Code	Name of Reinsurer	Domiciliary Jurisdiction	Reinsurance Recoverable all Items Schedule F Part 3, Col. 15	Funds Held By Company Under Reinsurance Treaties	Letters of Credit	Ceded Balances Payable	Miscellaneous Balances	Other Allowed Offset Items	Sum of Cols. 6 thru 10 but not in excess of Col. 5	Subtotal Col. 5 minus Col. 11	Recoverable Paid Losses & LAE Expenses Over 90 Days Past Due not in Dispute	20% of Amount in Col. 13	Smaller of Col. 11 or Col. 14	Smaller of Col. 11 or 20% of Amount in Dispute Included in Col. 5	Total Provision for Unauthorized Reinsurance Smaller of Col.5 or Cols. 12 +15 + 16
AA-1120192	00000	ARIG INSURANCE COMPANY LIMITED	ZZ	.17	.0	.0	.0	150	.0	.17	.0	.17	.3	.3	.0	.3
AA-4190035	00000	ARIG REINSURANCE COMPANY	NQ	.1	.0	.0	(2)	962	.0	.1	.0	.0	.0	.0	.0	.0
AA-4360040	00000	ARYEH INSURANCE CO OF ISRAEL	ZZ	.0	.0	.0	.0	466	.0	.0	.0	.0	.0	.0	.0	.0
00-0000000	00000	ASECOMER-ASEG COMMERCIAL DE PANAMA	ZZ	.0	.0	.0	.0	37	.0	.0	.0	.0	.0	.0	.0	.0
AA-2480013	00000	ASEGURADORA DEL SUR	ZZ	.0	.0	.0	.0	.4	.0	.0	.0	.0	.0	.0	.0	.0
AA-2330028	00000	ASEGURADORA SOLIDARIA DE COLOMBIA LIMITA	ZZ	.0	.0	.0	.0	.1	.0	.0	.0	.0	.0	.0	.0	.0
AA-0000000	00000	ASEGURO DI KOOPERATIVA	ZZ	.0	.0	.0	.0	18	.0	.0	.0	.0	.0	.0	.0	.0
AA-1360015	00000	ASSICURAZIONI GENERALI DI TRIESTE E VENE	ZZ	.117	.0	.0	.0	.0	.0	.0	.117	.0	.0	.0	.0	.117
AA-1240010	00000	ASSUBEL ACCIDENTS ET DOMMAGES S. FO	PN	.0	.0	.0	.0	.0	.1	.0	.0	.0	.0	.0	.0	.0
AA-1320039	00000	ASSURANCES DE GENERALES DE FRANCE	ZZ	.18	.0	.0	.0	.0	.0	.0	.17	.0	.0	.0	.0	.18
00-0000000	00000	ATLAS SA COMPANIA DE SEGUROS	ZZ	.0	.0	.0	.0	.67	.0	.0	.0	.0	.0	.0	.0	.0
AA-0000000	00000	AXA RE (CANADIAN BRANCH)	PQ	.0	.0	.0	.0	.5	.0	.0	.0	.0	.0	.0	.0	.0
AA-1320035	00000	AXA REASSURANCES	ZZ	.0	.0	.0	.0	.0	.0	.0	.0	.0	.0	.0	.0	.0
AA-1122027	00000	AXA REINSURANCE UK PLC	ZZ	.36	.0	.35	(4)	.0	.0	.31	.4	.0	.0	.0	.0	.4
AA-3194139	00000	AXIS SPECIALITY LIMITED	VI	.132	.0	.0	.0	.0	.0	.0	.132	.0	.0	.0	.0	.132
AA-1280090	00000	BALTICA NORDISK RE	ZZ	.2	.0	.0	.0	.0	.0	.0	.2	.0	.0	.0	.0	.2
AA-1340045	00000	BAYERISCHE RUCKVERSICHERUNG AKTIENGESELL	ZZ	.2	.0	.0	.0	.0	.0	.0	.2	.0	.0	.0	.0	.2
AA-1120255	00000	BISHOPSGATE INSURANCE CO LTD	ZZ	.1	.0	.0	.0	.0	.0	.0	.1	.0	.0	.0	.0	.1
AA-1560056	00000	BOREAL PROPERTY & CASUALTY COMPANY	BC	.0	.0	.0	.0	.4	.0	.0	.0	.0	.0	.0	.0	.0
00-0000000	00000	BRITANICA DE SEGUROS	ZZ	.0	.0	.0	.0	285	.0	.0	.0	.0	.0	.0	.0	.0
00-0000000	00000	C I S - KENYA	ZZ	.0	.0	.0	.0	.20	.0	.0	.0	.0	.0	.0	.0	.0
AA-2990860	00000	C.A. REASEGURADORA INTERNACIONAL DE VENE	ZZ	.0	.0	.0	.0	328	.0	.0	.0	.0	.0	.0	.0	.0
AA-1560006	00000	CAA INSURANCE COMPANY (ONTARIO)	ON	.0	.0	.0	.0	57	.0	.0	.0	.0	.0	.0	.0	.0
AA-1560079	00000	CABOT INS CO	NF	.0	.0	.0	.0	11	.0	.0	.0	.0	.0	.0	.0	.0
AA-1320050	00000	CAISSE CENTRALE DES MUTUELLES AGRICOLES	ZZ	.0	.0	.0	.0	.1	.0	.0	.0	.0	.0	.0	.0	.0
AA-1320052	00000	CAISSE CENTRELE DE REASSURANCE	ZZ	.0	.0	.0	.0	.3	.0	.0	.0	.0	.0	.0	.0	.0
AA-1560110	00000	CANADIAN GENERAL INSURANCE COMPANY	ON	.0	.0	.0	.0	20	.0	.0	.0	.0	.0	.0	.0	.0
AA-1560170	00000	CANADIAN SURETY COMPANY	ON	.0	.0	.0	.0	14	.0	.0	.0	.0	.0	.0	.0	.0
AA-5320030	00000	CHINA REINSURANCE COMPANY (HONG KONG)	ZZ	.0	.0	.0	.0	.0	.0	.0	.0	.0	.0	.0	.0	.0
AA-1930130	00000	CIC HOLDINGS LTD	GT	.0	.0	.0	.0	.0	.0	.0	.0	.0	.0	.0	.0	.0
AA-1320004	00000	CIE FRANCAISE D'ASSURANCES EUROPEENNE	ZZ	.0	.0	.0	.0	.0	.0	.0	.0	.0	.0	.0	.0	.0
AA-1320105	00000	CIE TRANSCONTINENTALE DE REASSURANCE	ZZ	.0	.0	.0	.0	.3	.0	.0	.0	.0	.0	.0	.0	.0
AA-3190441	00000	CIGNA INTERNATIONAL REINSURANCE CO., LTD	VI	.0	.0	.0	.0	.1	.0	.0	.0	.0	.0	.0	.0	.0
AA-1120795	00000	CIGNA REINSURANCE COMPANY (UK) LIMITED	ZZ	.1	.0	.0	.0	.0	.0	.0	.1	.0	.0	.0	.0	.1
AA-1120345	00000	CITY INS COMPANY (UK) LTD	ZZ	.0	.0	.0	.0	.0	.0	.0	.0	.0	.0	.0	.0	.0
AA-4360200	00000	CLAL INSURANCE CO. LTD	ZZ	.0	.0	.0	.0	197	.0	.0	.0	.0	.0	.0	.0	.0
AA-1120355	00000	CNA INTERNATIONAL REINSURANCE COMPANY LT	ZZ	(86)	.0	.0	.0	.0	.0	(86)	.0	.0	.0	.0	(86)	.0
AA-1120355	00000	CNA REINSURANCE OF LONDON	ZZ	.2	.1	.0	.0	.3	.0	.2	.0	.0	.0	.0	.0	.0
AA-1560250	00000	CO-OPERATIVE FIRE & CASUALTY COMPANY	ZZ	.1	.0	.0	.0	.0	.0	.0	.1	.0	.0	.0	.0	.1
AA-1560252	00000	CO-OPERATORS GENERAL INSURANCE COMPANY	ON	2,366	496	2,786	533	535	.0	2,366	.0	39	8	8	.0	8
AA-3160085	00000	CO-OPERATORS GENERAL INSURANCE COMPANY L	NA	.0	.0	.0	.0	285	.0	.0	.0	.0	.0	.0	.0	.0
AA-1280025	00000	CODAN OF COPENHAGEN	ZZ	.0	.0	.0	.0	.7	.0	.0	.0	.0	.0	.0	.0	.0
AA-1120365	00000	COLONIA INSURANCE COMPANY LIMITED	ZZ	.0	.0	.0	.0	.0	.0	.0	.0	.0	.0	.0	.0	.0
AA-2580005	00000	COLUMNA COMPANIA DE SEGUROS	ZZ	.0	.0	.0	.0	.4	.0	.0	.0	.0	.0	.0	.0	.0
AA-1560205	00000	COMMERCIAL UNION ASSURANCE COMPANY OF C	ON	.0	.0	.0	.0	.12	.0	.0	.0	.0	.0	.0	.0	.0
AA-1320105	00000	COMPAGNE TRANSCONTINENTAL REASSURANCE	ZZ	.0	.0	.0	.0	351	.0	.0	.0	.0	.0	.0	.0	.0
AA-1241003	00000	COMPAGNIE EUROPEENE D'ASSURANCESIndustr	PN	.0	.0	.0	.0	.0	.0	.0	.0	.0	.0	.0	.0	.0
AA-2330015	00000	COMPANIA AGRICOLA DE SEGUROS	ZZ	.0	.0	.0	.0	.0	.0	.0	.0	.0	.0	.0	.0	.0
AA-2930006	00000	COMPANIA DE SEGUROS RIMAC	ZZ	.0	.0	.0	.0	.0	.0	.0	.0	.0	.0	.0	.0	.0
AA-2430008	00000	COMPANIA NACIONAL DE SEGUROS, C. POR A.	ZZ	.0	.0	.0	.0	308	.0	.0	.0	.0	.0	.0	.0	.0

42.4

**ANNUAL STATEMENT FOR THE YEAR 2002 OF THE NATIONWIDE MUTUAL INSURANCE COMPANY**

**SCHEDULE F - PART 5**

**Provision for Unauthorized Reinsurance as of December 31, Current Year (000 Omitted)**

1	2	3	4	5	6	7	8	9	10	11	12	13	14	15	16	17
Federal ID Number	NAIC Company Code	Name of Reinsurer	Domiciliary Jurisdiction	Reinsurance Recoverable all Items Schedule F Part 3, Col. 15	Funds Held By Company Under Reinsurance Treaties	Letters of Credit	Ceded Balances Payable	Miscellaneous Balances	Other Allowed Offset Items	Sum of Cols. 6 thru 10 but not in excess of Col. 5	Subtotal Col. 5 minus Col. 11	Recoverable Paid Losses & LAE Expenses Over 90 Days Past Due not in Dispute	20% of Amount in Col. 13	Smaller of Col. 11 or Col. 14	Smaller of Col. 11 or 20% of Amount in Dispute Included in Col. 5	Total Provision for Unauthorized Reinsurance Smaller of Col.5 or Cols. 12 + 15 + 16
AA-2330024	00000	COMPANIA SURAMERICANA DE SEGUROS	ZZ	0	0	0	0	2	0	0	0	0	0	0	0	0
AA-2330021	00000	CONFIANZA, ASEGURADORA DE FIANZA	ZZ	0	0	0	0	1	0	0	0	0	0	0	0	0
AA-2280019	00000	CONSORCIO GENERAL DE SEGUROS SA	ZZ	0	0	0	0	353	0	0	0	0	0	0	0	0
AA-1560245	00000	CONSTITUTION INSURANCE COMPANY OF CANADA	ON	0	0	0	0	9	0	0	0	0	0	0	0	0
AA-1120415	00000	CONTINENTAL ASSURANCE COMPANY OF LONDON	ZZ	20	0	0	0	0	0	0	20	0	0	0	0	20
AA-1120001	00000	CONVERIUM LIMITED	ZZ	39	0	29	0	0	0	29	9	0	0	0	0	9
AA-2430011	00000	COOPERATIVA NACIONAL DE SEGUROS, INC	ZZ	0	0	0	0	52	0	0	0	0	0	0	0	0
AA-1120435	00000	COOPERATIVE INSURANCE SOCIETY	ZZ	362	118	59	28	151	0	356	7	5	1	1	0	8
AA-1120440	00000	COPENHAGEN RE	ZZ	1	0	0	0	0	0	1	1	0	0	0	0	1
AA-2280110	00000	CRUZ DEL SUR S.A.	ZZ	0	0	0	0	6	0	0	0	0	0	0	0	0
AA-1320105	00000	CTR TRANSCONTINENTALE DE REASSURANCE	ZZ	668	0	241	38	2	0	281	387	12	2	2	8	398
AA-1580015	00000	DAI TOKYO FIRE & MARINE INSURANCE CO LTD	ZZ	0	0	0	0	1	0	0	0	0	0	0	0	0
AA-1120465	00000	DAI-TOKYO INSURANCE CO LTD	ZZ	0	0	0	0	0	0	0	0	0	0	0	0	0
AA-1930022	00000	DEFENSE SERVICE HOMES	GT	0	0	0	0	0	0	0	0	0	0	0	0	0
AA-4690100	00000	DELTA INSURANCE COMPANY	ZZ	0	0	0	0	42	0	0	0	0	0	0	0	0
AA-1560038	00000	DESJARDINS GROUP	PQ	0	0	0	0	37	0	0	0	0	0	0	0	0
AA-1122000	00000	DICK CLELAND	ZZ	0	0	0	0	24	0	0	0	0	0	0	0	0
AA-1121274	00000	DIRECT LINES INSURANCE PLC	ZZ	0	0	0	0	1	0	0	0	0	0	0	0	0
AA-4360005	00000	DOLEV INSURANCE COMPANY LTD	ZZ	0	0	0	0	83	0	0	0	0	0	0	0	0
AA-1580030	00000	DOWA FIRE & MARINE INSURANCE COMPANY	ZZ	291	0	161	3	0	0	164	127	13	3	3	0	129
AA-1120510	00000	DRAKE INSURANCE COMPANY LTD	ZZ	12	0	0	0	0	0	0	12	0	0	0	0	12
AA-1120515	00000	EAGLE STAR INSURANCE COMPANY LTD	ZZ	87	0	0	0	4	0	4	83	0	0	0	1	84
AA-1560290	00000	EASTON INSURANCE COMPANY	ON	0	0	0	0	38	0	0	0	0	0	0	0	0
AA-1120520	00000	ECCLESIASTICAL INSURANCE UK	ZZ	0	0	0	0	0	0	0	0	0	0	0	0	0
AA-1560300	00000	ECONOMICAL MUTUAL INSURANCE COMPANY	ON	0	0	0	0	546	0	0	0	0	0	0	0	0
AA-1340085	00000	EISEN UND STAHL RUCKVERSICHERUNGS-AKTIEN	ZZ	35	0	7	(2)	0	0	5	30	0	0	0	0	30
AA-3194130	00000	ENDURANCE SPECIALTY INSURANCE LIMITED	VI	20	0	0	0	0	0	0	20	0	0	0	0	20
AA-1120545	00000	ENGLISH AND AMERICAN INSURANCE COMPANY L	ZZ	0	0	0	0	74	0	0	0	0	0	0	0	0
00-0000000	00000	EQUIDAD COOPERATIVA DE SEGUROS	ZZ	0	0	0	0	22	0	0	0	0	0	0	0	0
AA-1120643	00000	ERC FRANKONA REINSURANCE LIMITED (UK)	ZZ	21	0	0	0	0	0	0	21	0	0	0	0	21
AA-1280090	00000	EUM GESSELLSCHAFT FUR RUSH	ZZ	1	0	0	0	0	0	0	1	0	0	0	0	1
AA-1340003	00000	EUROPA RE RUCKVERSICHERUNG	ZZ	4	0	0	0	0	0	0	4	0	0	0	0	4
AA-1120580	00000	EXCESS INSURANCE COMPANY LTD	ZZ	122	(17)	1	0	50	0	33	89	0	0	0	0	89
AA-1120610	00000	F.M. INSURANCE COMPANY, LTD	ZZ	16	0	0	0	0	0	0	16	0	0	0	0	16
AA-1561033	00000	FAMILY INS. CORP.	BC	0	0	0	0	32	0	0	0	0	0	0	0	0
AA-1126435	00000	FARADAY-SYNDICATE #435	ZZ	65	0	0	0	0	0	0	65	0	0	0	0	65
AA-1561013	00000	FEDERATION INSURANCE COMPANY OF CANADA	PQ	0	0	0	0	2	0	0	0	0	0	0	0	0
AA-1120605	00000	FINNISH (INDUSTRIAL) INDUSTRY	ZZ	0	0	0	0	0	0	0	0	0	0	0	0	0
AA-1120605	00000	FINNISH INDUSTRIAL AND GENERAL INSURANCE	ZZ	1	0	0	0	0	0	0	1	0	0	0	0	1
AA-1440037	00000	FOLKSAM GENERAL MUTUAL INSURANCE SOCIETY	PY	0	0	0	0	62	0	0	0	0	0	0	0	0
AA-1440035	00000	FOLKSAM INTERNATIONAL INSURANCE COMPANY	PY	410	206	135	(2)	38	0	376	34	14	3	3	0	37
AA-5280027	00000	FUBON INS CO, LTD	UY	0	0	0	0	21	0	0	0	0	0	0	0	0
AA-1120650	00000	FUJI FIRE & MARINE INSURANCE COMPANY (UK)	ZZ	3	0	0	0	0	0	0	3	0	0	0	0	3
AA-1560384	00000	GAN CANADA INSURANCE COMPANY	ON	0	0	0	0	82	0	0	0	0	0	0	0	0
AA-1320135	00000	GAN INCENDIE ACCIDENTS	ZZ	2	0	1	0	0	0	1	1	0	0	0	0	1
AA-1120980	00000	GAN MINSTER INSURANCE COMPANY LIMITED	ZZ	0	0	0	0	0	0	0	0	0	0	0	0	0
AA-9999999	00000	GE RE BERMUDA INSURANCE LTD	VI	20,043	0	0	0	0	20,000	20,000	43	13	3	3	0	46
AA-3190402	00000	GEM INSURANCE COMPANY	VI	0	0	0	0	18	0	0	0	0	0	0	0	0
AA-1560390	00000	GENERAL ACCIDENT ASSURANCE COMPANY OF CA	ON	0	0	0	0	48	0	0	0	0	0	0	0	0
AA-2991005	00000	GENERAL DE SEGUROS S A	ZZ	0	0	0	0	75	0	0	0	0	0	0	0	0
AA-5340310	00000	GENERAL INSURANCE CORPORATION OF INDIA	ZZ	5	0	0	0	0	1	1	4	0	0	0	0	4
AA-1120668	00000	GENERAL REINSURANCE SYNDICATE	ZZ	44	0	0	0	0	0	0	44	0	0	0	0	44
AA-2330010	00000	GENERALI COLOMBIA SEGUROS GENERALES S.A	ZZ	0	0	0	0	64	0	0	0	0	0	0	0	0
AA-1120680	00000	GERLING GLOBAL GENERAL & REINS CO LTD	ZZ	3	(1)	0	0	0	0	(1)	4	0	0	(1)	0	3
AA-1561014	00000	GERLING GLOBAL GENERAL INSURANCE COMPANY	ON	0	0	0	0	0	0	0	0	0	0	0	0	0
AA-1340095	00000	GERLING KONZERN GLOBALE RUECK	ZZ	0	0	0	0	25	0	0	0	0	0	0	0	0
AA-1120655	00000	GIO (UK) LIMITED	ZZ	0	0	0	0	0	0	0	0	0	0	0	0	0

42.5

ANNUAL STATEMENT FOR THE YEAR 2002 OF THE NATIONWIDE MUTUAL INSURANCE COMPANY

SCHEDULE F - PART 5

Provision for Unauthorized Reinsurance as of December 31, Current Year (000 Omitted)

1	2	3	4	5	6	7	8	9	10	11	12	13	14	15	16	17
Federal ID Number	NAIC Company Code	Name of Reinsurer	Domiciliary Jurisdiction	Reinsurance Recoverable all Items Schedule F Part 3, Col. 15	Funds Held By Company Under Reinsurance Treaties	Letters of Credit	Ceded Balances Payable	Miscellaneous Balances	Other Allowed Offset Items	Sum of Cols. 6 thru 10 but not in excess of Col. 5	Subtotal Col. 5 minus Col. 11	Recoverable Paid Losses & LAE Expenses Over 90 Days Past Due not in Dispute	20% of Amount in Col. 13	Smaller of Col. 11 or Col. 14	Smaller of Col. 11 or 20% of Amount in Dispute Included in Col. 5	Total Provision for Unauthorized Reinsurance Smaller of Col.5 or Cols. 12 +15 + 16
AA-1420030	00000	GJENSTIGE SKADEFORSIKRINGCE COMPANY	ZZ	.0	.0	.0	.0	.0	.0	.0	.0	.0	.0	.0	.0	.0
AA-1420030	00000	GJENSTIDIGE FORSIKRING	ZZ	.0	.0	.0	.0	.921	.0	.0	.0	.0	.0	.0	.0	.0
AA-1320138	00000	GMF RE	ZZ	.0	.0	.0	.0	.0	.0	.0	.0	.0	.0	.0	.0	.0
AA-1560420	00000	GORE MUTUAL	ON	.0	.0	.0	.0	.81	.0	.0	.0	.0	.0	.0	.0	.0
AA-1340100	00000	GOTHAER RUCKVERSICHERUNG	ZZ	.1	.0	.0	.0	.30	.1	.1	.0	.0	.0	.0	.0	.0
AA-1220040	00000	GRAZER WECHSELSEITIGE VERSICHERUNG	HO	.0	.0	.0	.0	.0	.0	.0	.0	.0	.0	.0	.0	.0
AA-1560470	00000	GUARDIAN DU CANADA COMPAGNIE D'ASSURANCE	ON	.0	.0	.0	.0	.9	.0	.0	.0	.0	.0	.0	.0	.0
AA-1120705	00000	GUARDIAN ROYAL EXCHANGE ASSURANCE PLC	ZZ	.1	.0	.2	.0	.0	.0	.1	.0	.0	.0	.0	.0	.0
AA-1121401	00000	GUILDHALL INSURANCE COMPANY LIMITED	ZZ	.2	.0	.1	.0	.0	.0	.1	.1	.0	.0	.0	.0	.1
AA-0000000	00000	GUYANA AND TRINIDAD MUT FIRE	ZZ	.0	.0	.0	.0	.3	.0	.0	.0	.0	.0	.0	.0	.0
AA-4360375	00000	HADAR INSURANCE COMPANY, LTD.	ZZ	.0	.0	.0	.0	.97	.0	.0	.0	.0	.0	.0	.0	.0
AA-1340106	00000	HAFTPFLICHTVERBAND DER DEUTSCHEN INDUSTRIE	ZZ	.0	.0	.0	.0	1,913	.0	.0	.0	.0	.0	.0	.0	.0
AA-1560480	00000	HALIFAX INSURANCE COMPANY	ON	.0	.0	.0	.0	.12	.0	.0	.0	.0	.0	.0	.0	.0
AA-1340115	00000	HAMBURGER INTERNATIONALE RUCKVERSICHERUNG	ZZ	.0	.0	.0	.0	.0	.0	.0	.0	.0	.0	.0	.0	.0
AA-1340125	00000	HANNOVER RUECKVERSICHERUNGS-AKTIEGENESSELL	ZZ	.47	.5	.28	.14	.1	.0	.47	.0	.0	.0	.0	.0	.0
AA-1120730	00000	HANSA GENERAL INSURANCE COMPANY UNITED K.	ZZ	.1	.0	.0	.0	.0	.0	.0	.1	.0	.0	.0	.0	.1
AA-1440045	00000	HANSA INTERNATIONAL INSURANCE COMPANY LT.	PY	.0	.0	.0	.0	.0	.0	.0	.0	.0	.0	.0	.0	.0
AA-1440043	00000	HANSA REINS CO LTD.	PY	.0	.0	.0	.0	.0	.0	.0	.0	.0	.0	.0	.0	.0
AA-1120750	00000	HARLEYSVILLE INSURANCE COMPANY LTD.	ZZ	.0	.0	.0	.0	.0	.0	.0	.0	.0	.0	.0	.0	.0
AA-1120518	00000	HOME & OVERSEAS INSURANCE COMPANY LTD.	ZZ	.41	.0	.0	.0	.2	.0	.2	.39	.0	.0	.0	.0	.39
AA-0000000	00000	ICRB FACULTATIVE FACILITY	ZZ	.0	.0	.0	.0	.53	.0	.0	.0	.0	.0	.0	.0	.0
AA-1340135	00000	IDUNA VEREINIGTE LE BENSVERSICHERUNG AG	ZZ	.1	.0	.0	.0	.0	.1	.1	.0	.0	.0	.0	.0	.0
AA-4360001	00000	ILD INSURANCE CO, LTD.	ZZ	.0	.0	.0	.0	.0	.0	.0	.0	.0	.0	.0	.0	.0
AA-1120790	00000	IMPERIO REINSURANCE COMPANY (UK) LTD.	ZZ	.0	.0	.0	.0	.623	.0	.0	.0	.0	.0	.0	.0	.0
AA-1340129	00000	IMPERIO RUCH AG	ZZ	.0	.0	.0	.0	.0	.0	.0	.0	.0	.0	.0	.0	.0
AA-1120222	00000	INDEMNITY GUARANTEE ASSURANCE LTD.	ZZ	.52	.0	.0	.0	.0	.0	.0	.52	.0	.0	.0	.0	.52
AA-1120143	00000	INDEPENDENT INSURANCE COMPANY LIMITED	ZZ	.0	.0	.0	.0	.41	.0	.0	.0	.0	.0	.0	.0	.0
AA-5340310	00000	INDIAN GUARANTEE GEN INS CO.	ZZ	.74	.0	.0	.0	.0	.0	.0	.74	.0	.0	.0	.0	.74
AA-0000000	00000	ING CANADA	PQ	.0	.0	.0	.0	.33	.0	.0	.0	.0	.0	.0	.0	.0
AA-3430001	00000	INS CO WEST INDIES	ZZ	.0	.0	.0	.0	.2	.0	.0	.0	.0	.0	.0	.0	.0
AA-1780035	00000	INS CORP OF IRELAND LTD (CAN)	ON	.0	.0	.0	.0	.0	.0	.0	.0	.0	.0	.0	.0	.0
AA-1560520	00000	INSURANCE CORP OF NEWFOUNDLAND	ON	.0	.0	.0	.0	.99	.0	.0	.0	.0	.0	.0	.0	.0
AA-0000000	00000	INTL AVIATION INS AGENCIES LTD.	ZZ	.0	.0	.0	.0	.24	.0	.0	.0	.0	.0	.0	.0	.0
AA-2230425	00000	IRB-INST DE RESS. DO BRASIL	ZZ	.0	.0	.0	.0	.539	.0	.0	.0	.0	.0	.0	.0	.0
AA-1120825	00000	IRON TRADES MUT INS CO.	ZZ	.0	.0	.0	.0	.11	.0	.0	.0	.0	.0	.0	.0	.0
AA-4360400	00000	ISRAEL PHOENIX ASSURANCE CO.	ZZ	.0	.0	.0	.0	1,012	.0	.0	.0	.0	.0	.0	.0	.0
AA-1720115	00000	KANSA GENERAL INS CO.	PQ	.0	.0	.0	.0	.275	.0	.0	.0	.0	.0	.0	.0	.0
AA-1240037	00000	KBC INSURANCE N.V.	PN	.43	.0	.0	.0	.706	.0	.43	.0	.0	.0	.0	.0	.0
AA-1120827	00000	KEMPER REINSURANCE LONDON LIMITED	ZZ	.1	.0	.2	.0	.0	.0	.1	.0	.0	.0	.0	.0	.0
AA-1720092	00000	KESKINAINEN VAKUUTUSYHTIO TAPIOLA	ZZ	.332	.0	.64	.3	.0	.0	.67	.265	.12	.2	.2	.267	
AA-1560532	00000	KINGSWAY GENERAL INS. CO.	ON	.0	.0	.0	.0	.0	.0	.0	.0	.0	.0	.0	.0	.0
AA-1120363	00000	KOLNISCHE RUECKVERSICHERUNGS-GESELLSCHAFT	ZZ	.0	.0	.0	.0	.297	.0	.0	.0	.0	.0	.0	.0	.0
AA-0000000	00000	KOOPERATIVA CESKO	ZZ	.0	.0	.0	.0	1,274	.0	.0	.0	.0	.0	.0	.0	.0
AA-5420050	00000	KOREAN REINSURANCE CORPORATION	BO	.0	.0	.0	.0	.0	.1	.0	.0	.0	.0	.0	.0	.0
AA-1580050	00000	KYOEI MUTUAL FIRE & MARINE	ZZ	.352	.0	.175	.16	.0	.0	.191	.161	.13	.3	.3	.164	
AA-1560008	00000	LA CAPITALE, COMPAGNIE D'ASSURANCE GENER.	PQ	.0	.0	.0	.0	.5	.0	.0	.0	.0	.0	.0	.0	.0
AA-0000000	00000	LA COMPAG D'AS PROVINCES UNIES.	PQ	.0	.0	.0	.0	.3	.0	.0	.0	.0	.0	.0	.0	.0
AA-0000000	00000	LA COMPAGNIE D'ASSURANCE CANADIENNE UNI.	NF	.0	.0	.0	.0	.8	.0	.0	.0	.0	.0	.0	.0	.0
AA-1561027	00000	LA CONCORDE	PQ	.0	.0	.0	.0	.0	.0	.0	.0	.0	.0	.0	.0	.0
AA-0000000	00000	LA EQUIDAD SEGUROS	ZZ	.0	.0	.0	.0	.18	.0	.0	.0	.0	.0	.0	.0	.0
AA-1320167	00000	LA LICORNE SA COMPAGNIE DE REASSURNACES	ZZ	.0	.0	.0	.0	.0	.0	.0	.0	.0	.0	.0	.0	.0
AA-0000000	00000	LA NATIONALE ISRAEL INC	ZZ	.0	.0	.0	.0	.5	.0	.0	.0	.0	.0	.0	.0	.0
AA-1320230	00000	LA PRESERVATRICE COMPAGNIE	ZZ	.26	.0	.0	.0	.0	.0	.0	.26	.0	.0	.0	.0	.26
AA-2330118	00000	LA PREVISORA	ZZ	.0	.0	.0	.0	.13	.0	.0	.0	.0	.0	.0	.0	.0
AA-1240162	00000	LA PREVOYANCE SOCIALE, SOCIETE COOPERATI.	PN	.1	.0	.0	.0	.0	.0	.0	.1	.0	.0	.0	.0	.1
AA-1320235	00000	LA PROTECTRICE I.A.R.D.	ZZ	.0	.0	.0	.0	.2	.0	.0	.0	.0	.0	.0	.0	.0
AA-1560753	00000	LA SECURITE GENERALE ASSURANCE	PQ	.0	.0	.0	.0	.1	.0	.0	.0	.0	.0	.0	.0	.0
AA-1560043	00000	LA SOCIETE D'ASSURANCE DES CAISSE POPULA.	PQ	.0	.0	.0	.0	.12	.0	.0	.0	.0	.0	.0	.0	.0

42.6

ANNUAL STATEMENT FOR THE YEAR 2002 OF THE NATIONWIDE MUTUAL INSURANCE COMPANY

SCHEDULE F - PART 5

Provision for Unauthorized Reinsurance as of December 31, Current Year (000 Omitted)

1	2	3	4	5	6	7	8	9	10	11	12	13	14	15	16	17
Federal ID Number	NAIC Company Code	Name of Reinsurer	Domiciliary Jurisdiction	Reinsurance Recoverable all Items Schedule F Part 3, Col. 15	Funds Held By Company Under Reinsurance Treaties	Letters of Credit	Ceded Balances Payable	Miscellaneous Balances	Other Allowed Offset Items	Sum of Cols. 6 thru 10 but not in excess of Col. 5	Subtotal Col. 5 minus Col. 11	Recoverable Paid Losses & LAE Expenses Over 90 Days Past Due not in Dispute	20% of Amount in Col. 13	Smaller of Col. 11 or Col. 14	Smaller of Col. 11 or 20% of Amount in Dispute Included in Col. 5	Total Provision for Unauthorized Reinsurance Smaller of Col. 5 or Cols. 12 + 15 + 16
AA-1840014	00000	LAGUN ARO	BL	.0	.0	.0	.0	.1	.0	.0	.0	.0	.0	.0	.0	.0
AA-1340150	00000	LANDSCHAFTLICHE BRAND HANNOVER	ZZ	.2	.0	.0	.0	.0	.1	.1	.0	.0	.0	.0	.0	.0
00-0000000	00000	LAS AMERICAS	ZZ	.0	.0	.0	.0	184	.0	.0	.0	.0	.0	.0	.0	.0
AA-1569530	00000	LAURENTIAN GENERAL INSURANCE COMPANY, IN.	PQ	.0	.0	.0	.0	86	.0	.0	.0	.0	.0	.0	.0	.0
AA-1120845	00000	LEGAL AND GENERAL ASSURANCE SOCIETY LIM.	ZZ	.0	.0	.0	.0	.4	.0	.0	.0	.0	.0	.0	.0	.0
AA-1560249	00000	LES COOPERANTS, COMPAGNIE D' ASSURANCES	PQ	.8	.7	.0	.0	.7	.0	.8	.0	.0	.0	.0	.0	.0
AA-1120855	00000	LIBERTY MUTUAL INSURANCE COMPANY (MASSAC.	ZZ	.1	.0	.0	.0	.0	.0	.0	.1	.0	.0	.0	.0	.1
AA-2330165	00000	LIBERTY SEGUROS S.A.	ZZ	.0	.0	.0	.0	38	.0	.0	.0	.0	.0	.0	.0	.0
AA-1361006	00000	LLOYD ITALILICO ASSICURAZIONI SPA	ZZ	.63	.0	.0	.0	.0	.0	.0	.63	.0	.0	.0	.0	.63
AA-1121134	00000	LONDON & OVERSEAS INSURANCE COMPANY LTD.	ZZ	.0	.0	.0	.0	.20	.0	.0	.0	.0	.0	.0	.0	.0
AA-0000000	00000	LONDON GROUP	ZZ	.0	.0	.0	.0	.30	.0	.0	.0	.0	.0	.0	.0	.0
AA-0000000	00000	LONDON MASTER DRILLING RIG	ZZ	.0	.0	.0	.0	.0	.0	.0	.0	.0	.0	.0	.0	.0
AA-1120925	00000	LUDGATE INSURANCE COMPANY	ZZ	.0	.0	.0	.0	.0	.0	.0	.0	.0	.0	.0	.0	.0
AA-1560560	00000	MANITOBA MENNONITE MUT INS CO	MB	.0	.0	.0	.0	.1	.0	.0	.0	.0	.0	.0	.0	.0
AA-1569555	00000	MANITOBA PUBLIC INSURANCE CORP.	MB	.0	.0	.0	.0	146	.0	.0	.0	.0	.0	.0	.0	.0
AA-1840616	00000	MAPFRE AGROPECUARIA MUTUALIDAD DE SEGURO	BL	.1	.0	.0	.0	.2	.0	.1	.0	.0	.0	.0	.0	.0
AA-1560563	00000	MAPLEX GENERAL INSURANCE CO	ON	.0	.0	.0	.0	.27	.0	.0	.0	.0	.0	.0	.0	.0
AA-4360615	00000	MENORAH INSURANCE COMPANY	ZZ	.0	.0	.0	.0	.32	.0	.0	.0	.0	.0	.0	.0	.0
AA-1120950	00000	MERCANTILE & GENERAL REINSURANCE COMPANY	ZZ	.0	.0	2	.0	.0	.0	.0	.0	.0	.0	.0	.0	.0
AA-1120952	00000	MERCANTILE MUTUAL INSURANCE (UK) LIMITED	ZZ	.0	.0	.0	.0	.0	.0	.0	.0	.0	.0	.0	.0	.0
AA-1560574	00000	METRO GENERAL INSURANCE CORPORATIONS	NF	.0	.0	.0	.0	102	.0	.0	.0	.0	.0	.0	.0	.0
AA-1120973	00000	METROPOLITAN REINS CO (UK) LTD UNITED KI	ZZ	.0	.0	.0	.0	.0	.0	.0	.0	.0	.0	.0	.0	.0
AA-3190277	00000	MIC RE CORP	VI	.0	.0	.0	.0	.0	.0	.0	.0	.0	.0	.0	.0	.0
AA-4360625	00000	MIGDAL INSURANCE COMPANY LTD	ZZ	.0	.0	.0	.0	.9	.0	.0	.0	.0	.0	.0	.0	.0
AA-1120980	00000	MINSTER INSURANCE COMPANY LTD	ZZ	.24	.0	.1	.0	.270	.0	.24	.0	.0	.0	.0	.0	.0
00-0000000	00000	MONGOL DAATGAL MONGOLIAN NATIONAL INS &	ZZ	.0	.0	.0	.0	.30	.0	.0	.0	.0	.0	.0	.0	.0
AA-1340165	00000	MUENCHENER RUECKVERSICHERUNGS-GESELLSCHA	ZZ	102	.0	.0	.0	1,115	.0	102	.0	.0	.0	.0	.0	.0
AA-1120011	00000	MUNICH REINSURANCE COMPANY	ZZ	.1	.0	.0	.0	.0	.0	.0	.1	.0	.0	.0	.0	.1
AA-1320171	00000	MUTUELLE ASSURANCE ARTISANALE DE FRANCE	ZZ	.0	.0	.0	.0	.12	.0	.0	.0	.0	.0	.0	.0	.0
AA-2831001	00000	NACIONAL DE PANAMA	ZZ	.0	.0	.0	.0	.21	.0	.0	.0	.0	.0	.0	.0	.0
AA-3190125	00000	NATIONAL UNDERWRITERS RE (UK)	ZZ	.5	.0	10	.0	.0	.0	.5	.0	.3	.1	.1	.1	.1
AA-1380165	00000	NEDERLANDS REASSURANTIE GROEP NV	ZZ	.0	.0	.0	.0	.69	.0	.0	.0	.0	.0	.0	.0	.0
AA-1380165	00000	NEDERLANDSCHE REASSURANTIE GROEP, N.V.	ZZ	.0	.0	.0	.0	.0	.0	.0	.0	.0	.0	.0	.0	.0
00-0000000	00000	NEW INSURANCE COMPANY LIMITED	ZZ	.0	.0	.0	.0	.90	.0	.0	.0	.0	.0	.0	.0	.0
AA-5340660	00000	NEW INDIA ASSURANCE COMPANY LTD	ZZ	.2	.0	.0	.0	.0	.1	.1	.1	.0	.0	.0	.0	.1
AA-1960665	00000	NEW ZEALAND INSURANCE COMPANY LTD	ZZ	.0	.0	.0	.0	.0	.0	.0	.0	.0	.0	.0	.0	.0
AA-1121065	00000	NEW ZEALAND INSURANCE PLC	ZZ	.1	.0	.0	.0	.0	.0	.0	.0	.0	.0	.0	.0	.0
AA-1380140	00000	NIEUW ROTTERDAM BEHEER N.V.	ZZ	.1	.0	.0	.0	.0	.0	.0	.0	.0	.0	.0	.0	.0
AA-1580060	00000	NIPPON FIRE & MARINE INSURANCE COMPANY L	ZZ	.0	.0	.0	.0	.0	.0	.0	.0	.0	.0	.0	.0	.0
AA-1121075	00000	NIPPON INSURANCE CO. OF EUROPE LTD	ZZ	.0	.0	.0	.0	.0	.0	.0	.0	.0	.0	.0	.0	.0
AA-1580070	00000	NISSHIN FIRE & MARINE INSURANCE COMPANY	ZZ	.2	.0	.1	.0	.5	.0	.2	.0	.0	.0	.0	.0	.0
AA-1280090	00000	NORDISK REINSURANCE COMPANY A/S	ZZ	.3	.0	.0	.0	.0	.1	.1	.1	.0	.0	.0	.0	.1
AA-1560630	00000	NORTH WATERLOO FARMERS MUT INS.	ON	.0	.0	.0	.0	.6	.0	.0	.0	.0	.0	.0	.0	.0
AA-1460100	00000	NOUVELLE COMPAGNIE DE REASSURANCES	TT	.1	.0	.0	.0	.0	.0	.0	.1	.0	.0	.0	.0	.1
AA-1121110	00000	NW REINSURANCE CORPORATION LTD	ZZ	.5	.0	.1	.0	.0	.0	.1	.4	.0	.0	.0	.0	.4
AA-1560001	00000	OPTIMUM INSURANCE COMPANY	PQ	.0	.0	.0	.0	.11	.0	.0	.0	.0	.0	.0	.0	.0
AA-1120017	00000	ORION INSURANCE (GENERAL) PLC	ZZ	.9	(2)	.0	.0	.99	.0	.9	.0	.0	.0	.0	.0	.0
AA-5760040	00000	OVERSEAS UNION INSURANCE LTD	ZZ	.39	.0	.0	.0	.0	.0	.39	.2	.0	.0	.0	.0	.39
AA-1320232	00000	P & V ASSURANCES	PN	.792	189	295	(32)	.682	.0	.792	.0	.19	.4	.4	.4	.4
AA-1123000	00000	P J GREEN SYNDICATE	ZZ	.0	.0	.0	.0	.97	.0	.0	.0	.0	.0	.0	.0	.0
AA-2430010	00000	PAN AMERICAN LIFE INSURANCE COMPANY (PAL	ZZ	.0	.0	.0	.0	.52	.0	.0	.0	.0	.0	.0	.0	.0
AA-3190686	00000	PARTNER RE	VI	.265	.0	.0	.16	.0	.0	.16	.249	.0	.0	.0	.0	.249
AA-3190129	00000	PAUMANOCK INSURANCE COMPANY	VI	.5	.0	.0	.0	.0	.0	.5	.0	.0	.0	.0	.0	.5
AA-1122000	00000	PAYNE, E W & CO LTD	ZZ	.0	.0	.0	.0	.294	.0	.0	.0	.0	.0	.0	.0	.0
AA-1320015	00000	PHOENIX ACCIDENTS COMPAGNIE	ZZ	.8	.0	.0	.0	.0	.0	.8	.0	.0	.0	.0	.0	.8
AA-1121200	00000	POHJOLA INSURANCE COMPANY (UK) LIMITED	ZZ	.0	.0	.0	.0	.0	.0	.0	.0	.0	.0	.0	.0	.0
AA-1121200	00000	POHJOLA INSURANCE COMPANY LIMITED	ZZ	.0	.0	.0	.0	.0	.0	.0	.0	.0	.0	.0	.0	.0
00-0000000	00000	POOL COOPERATIVO (AACMS)	ES	.0	.0	.0	.0	.118	.0	.0	.0	.0	.0	.0	.0	.0

**ANNUAL STATEMENT FOR THE YEAR 2002 OF THE NATIONWIDE MUTUAL INSURANCE COMPANY**

**SCHEDULE F - PART 5**

Provision for Unauthorized Reinsurance as of December 31, Current Year (000 Omitted)

1	2	3	4	5	6	7	8	9	10	11	12	13	14	15	16	17
Federal ID Number	NAIC Company Code	Name of Reinsurer	Domiciliary Jurisdiction	Reinsurance Recoverable all Items Schedule F Part 3, Col. 15	Funds Held By Company Under Reinsurance Treaties	Letters of Credit	Ceded Balances Payable	Miscellaneous Balances	Other Allowed Offset Items	Sum of Cols. 6 thru 10 but not in excess of Col. 5	Subtotal Col. 5 minus Col. 11	Recoverable Paid Losses & LAE Expenses Over 90 Days Past Due not in Dispute	20% of Amount in Col. 13	Smaller of Col. 11 or Col. 14	Smaller of Col. 11 or 20% of Amount in Dispute Included in Col. 5	Total Provision for Unauthorized Reinsurance Smaller of Col.5 or Cols. 12 + 15 + 16
AA-1560710	00000	PORTAGE LA PRAIRIE MUTUAL INSURANCE COMP.	MB	.0	.0	.0	.0	42	.0	.0	.0	.0	.0	.0	.0	.0
AA-1320230	00000	PRESERVATRICE FONCIERE ASSURANCES (PFA S.	ZZ	.0	.0	.0	.0	8	.0	.0	.0	.0	.0	.0	.0	.0
AA-1560766	00000	PROMUTUEL REASSURANCE	PQ	.0	.0	.0	.0	12	.0	.0	.0	.0	.0	.0	.0	.0
AA-1121220	00000	PROVINCIAL INS. LTD.	GT	.0	.0	.0	.0	.0	.0	.0	.0	.0	.0	.0	.0	.0
AA-1340187	00000	PROVINCIAL BRANDKASSE VERSICHERUNGSANSTA.	ZZ	.0	.0	.0	.0	.0	.0	.0	.0	.0	.0	.0	.0	.0
AA-5360040	00000	PT ASURANSI JASA INDONESIA	ZZ	.0	.0	.0	.0	15	.0	.0	.0	.0	.0	.0	.0	.0
AA-1780070	00000	QBE INSURANCE & REINSURANCE (EUROPE) LTD.	ZZ	.1	.0	.0	.0	.0	.0	.0	.1	.0	.0	.0	.0	.1
AA-1121235	00000	QBW INTERNATIONAL INSURANCE LIMITED	ZZ	.6	.0	.0	.0	.0	.0	.0	.5	.0	.0	.0	.0	.5
AA-1340192	00000	R & V ALLGEMEINE VERSICHERUNG AG	ZZ	.51	.0	.0	(2)	4,944	.0	.51	.0	.0	.0	.0	.0	.0
AA-0000000	00000	RAC INSURANCE	GT	.0	.0	.0	.0	.1	.0	.0	.0	.0	.0	.0	.0	.0
AA-2330030	00000	REAL PANAMENA DE SEGUROS S.A.	ZZ	.0	.0	.0	.0	.5	.0	.0	.0	.0	.0	.0	.0	.0
AA-2232002	00000	REAL SEGUROS	ZZ	.0	.0	.0	.0	26	.0	.0	.0	.0	.0	.0	.0	.0
00-0000000	00000	REAL SEGUROS COLOMBIA SA	ZZ	.0	.0	.0	.0	.5	.0	.0	.0	.0	.0	.0	.0	.0
AA-2330125	00000	REASEGURADORA DE COLUMBIA SA	ZZ	.0	.0	.0	.0	.7	.0	.0	.0	.0	.0	.0	.0	.0
AA-2430009	00000	REASEGURANDORA HISPANIOLA	ZZ	.0	.0	.0	.0	.637	.0	.0	.0	.0	.0	.0	.0	.0
AA-2731000	00000	REASEGUROS ALIANZA S.A.	ZZ	.0	.0	.0	.0	.35	.0	.0	.0	.0	.0	.0	.0	.0
AA-1340195	00000	RHEIN MAIN RUECKVERSICHERUNGS-GESELLSCHA.	ZZ	4,402	171	186	(10)	6,582	.0	4,402	.0	.11	.2	.2	.0	.2
AA-1460115	00000	RHEIN RUCK AG	TT	.1	.0	.0	.0	.0	.0	.0	.1	.0	.0	.0	.0	.1
AA-1340200	00000	RHEINLAND UND RUECK	ZZ	.2	.0	.0	.0	.0	.0	.0	.2	.0	.0	.0	.0	.2
AA-1121270	00000	RIVER THAMES INSURANCE COMPANY LTD.	ZZ	.2	.0	.33	.0	.0	.0	.2	.0	.0	.0	.0	.0	.0
AA-1121275	00000	ROYAL INSURANCE (UK) LIMITED	ZZ	.0	.0	.0	.0	196	.0	.0	.0	.0	.0	.0	.0	.0
AA-1560735	00000	ROYAL INSURANCE COMPANY OF CANADA	ON	.0	.0	.0	.0	10	.0	.0	.0	.0	.0	.0	.0	.0
AA-1121277	00000	ROYAL REINSURANCE COMPANY LTD	ZZ	.1	.0	.0	.0	.0	.0	.0	.1	.0	.0	.0	.0	.1
00-0000000	00000	SANCOR COOPERATIVA DE SEGUROS	ES	.0	.0	.0	.0	48	.0	.0	.0	.0	.0	.0	.0	.0
AA-1990905	00000	SANTAM INS CO LTD.	AG	.4	.0	.0	.0	.0	.0	.4	.0	.2	.0	.0	.0	.4
AA-1240175	00000	SECURA S.A. SOCIETE DE REASSURANCES	PN	343	.0	244	(9)	213	.0	343	.0	.13	.3	.3	.0	.3
AA-1560760	00000	SECURITY NATIONAL INS	PQ	.0	.0	.0	.0	26	.0	.0	.0	.0	.0	.0	.0	.0
AA-2430690	00000	SEGUROS AMERICA C. POR A	ZZ	.0	.0	.0	.0	47	.0	.0	.0	.0	.0	.0	.0	.0
AA-2730025	00000	SEGUROS BBV PROBURSA	ZZ	.0	.0	.0	.0	.4	.0	.0	.0	.0	.0	.0	.0	.0
00-0000000	00000	SEGUROS CARACAS	ZZ	.0	.0	.0	.0	35	.0	.0	.0	.0	.0	.0	.0	.0
00-0000000	00000	SEGUROS COLPATRIA S.A.	ZZ	.0	.0	.0	.0	.0	.0	.0	.0	.0	.0	.0	.0	.0
AA-2730015	00000	SEGUROS COMERCIAL AMERICA S.A. DE C.V. (B.	ZZ	.0	.0	.0	.0	51	.0	.0	.0	.0	.0	.0	.0	.0
AA-2530002	00000	SEGUROS DEL PACIFICO S.A.	ZZ	.0	.0	.0	.0	.6	.0	.0	.0	.0	.0	.0	.0	.0
AA-2480010	00000	SEGUROS EQUINOCCIAL	ZZ	.0	.0	.0	.0	.1	.0	.0	.0	.0	.0	.0	.0	.0
AA-2830007	00000	SEGUROS FEDPA	ZZ	.0	.0	.0	.0	.7	.0	.0	.0	.0	.0	.0	.0	.0
AA-2530001	00000	SEGUROS FUTURO	ZZ	.0	.0	.0	.0	.5	.0	.0	.0	.0	.0	.0	.0	.0
00-0000000	00000	SEGUROS LA ANTILLANA	ZZ	.0	.0	.0	.0	37	.0	.0	.0	.0	.0	.0	.0	.0
AA-2730600	00000	SEGUROS TEPEYAC S A MEXICO	ZZ	.0	.0	.0	.0	.61	.0	.0	.0	.0	.0	.0	.0	.0
66-0437064	40568	SEGUROS TRIPLES, INC.	ZZ	.0	.0	.0	.0	248	.0	.0	.0	.0	.0	.0	.0	.0
AA-5420070	00000	SHINDONGAH FIRE & MARINE INSURANCE COMPA.	BO	.0	.0	.0	.0	.4	.0	.0	.0	.0	.0	.0	.0	.0
AA-5760055	00000	SINGAPORE REINSURANCE CORPORATION	ZZ	.2	.0	.0	.0	.0	.0	.0	.2	.0	.0	.0	.0	.2
AA-1440076	00000	SIRIUS INTERNATIONAL INS. CORP.	PY	.7	.0	.0	.0	.0	.0	.0	.7	.0	.0	.0	.0	.7
AA-1121340	00000	SKANDIA INSURANCE COMPANY LIMITED (UK)	ZZ	.1	.0	.0	.0	.0	.0	.0	.1	.0	.0	.0	.0	.1
AA-1122004	00000	SLATER WALKER INSURANCE CO LTD.	ZZ	.0	.0	.0	.0	.3	.0	.0	.0	.0	.0	.0	.0	.0
AA-1320275	00000	SOCIETE COMMERCIALE DE REASSURANCE	ZZ	.0	.0	.0	.0	.178	.0	.0	.0	.0	.0	.0	.0	.0
AA-1320295	00000	SOCIETE DE REASSURANCE DES ASSURANCES MU.	ZZ	8,481	.0	11,764	353	207	.0	8,481	.0	.36	.7	.7	.0	.7
AA-1561018	00000	SOCIETE MUT DE REAS	PQ	.0	.0	.0	.0	.7	.0	.0	.0	.0	.0	.0	.0	.0
AA-1320255	00000	SOCIETE PARISIENNE D SOUSCRIPT	ZZ	.7	.0	.0	.0	.0	.0	.0	.7	.0	.0	.0	.0	.7
AA-5280050	00000	SOUTH CHINA INS. CO	UY	.0	.0	.0	.0	392	.0	.0	.0	.0	.0	.0	.0	.0
AA-1340260	00000	SPARKASSEN-VERSICHERUNG ALLEGEMEINE VERSI.	ZZ	.0	.0	.0	.0	.0	.0	.0	.0	.0	.0	.0	.0	.0
AA-3190746	00000	SPHERE DRAKE HOLDINGS LTD.	VI	.1	.0	23	.0	.0	.0	.1	.0	.0	.0	.0	.0	.0
AA-1121366	00000	SPHERE DRAKE INSURANCE PUBLIC LIMITED CO.	ZZ	.14	.0	3	.0	.0	.0	.3	.11	.3	.1	.1	.2	.14
AA-1121365	00000	SPHERE INSURANCE COMPANY LIMITED	ZZ	.1	.0	.0	.0	.0	.0	.0	.1	.0	.0	.0	.0	.1
AA-0000000	00000	STEWART WRIGHTSON AVIATION LTD.	ZZ	.0	.0	.0	.0	.0	.0	.0	.0	.0	.0	.0	.0	.0
AA-1121390	00000	STRONGHOLD INSURANCE	ZZ	.208	.0	.0	.0	.0	.0	.0	.209	.0	.0	.0	.0	.208
AA-1121395	00000	SUMITOMO M & F INS CO (EUR) LTD.	ZZ	.0	.0	.0	.0	.0	.0	.0	.0	.0	.0	.0	.0	.0
AA-1580075	00000	SUMITOMO MARINE & FIRE INSURANCE COMPANY	ZZ	.1	.0	.0	.0	.0	.0	.0	.1	.0	.0	.0	.0	.1
AA-1460146	00000	SWISS REINSURANCE COMPANY	TT	.0	408,454	.0	.0	.0	.0	.0	.0	.0	.0	.0	.0	.0

42.8

**ANNUAL STATEMENT FOR THE YEAR 2002 OF THE NATIONWIDE MUTUAL INSURANCE COMPANY**

**SCHEDULE F - PART 5**

Provision for Unauthorized Reinsurance as of December 31, Current Year (000 Omitted)

1	2	3	4	5	6	7	8	9	10	11	12	13	14	15	16	17
Federal ID Number	NAIC Company Code	Name of Reinsurer	Domiciliary Jurisdiction	Reinsurance Recoverable all Items Schedule F Part 3, Col. 15	Funds Held By Company Under Reinsurance Treaties	Letters of Credit	Ceded Balances Payable	Miscellaneous Balances	Other Allowed Offset Items	Sum of Cols. 6 thru 10 but not in excess of Col. 5	Subtotal Col. 5 minus Col. 11	Recoverable Paid Losses & LAE Expenses Over 90 Days Past Due not in Dispute	20% of Amount in Col. 13	Smaller of Col. 11 or Col. 14	Smaller of Col. 11 or 20% of Amount in Dispute Included in Col. 5	Total Provision for Unauthorized Reinsurance Smaller of Col.5 or Cols. 12 +15 + 16
AA-0000000	00000	SYNERISTIKI INSURANCE COMPANY	ZZ	.0	.0	.0	.0	.0	.0	.0	.0	.0	.0	.0	.0	.0
AA-1121410	00000	TAISHO MARINE & FIRE COMPANY LIMITED	ZZ	.0	.0	.0	.0	.0	.0	.0	.0	.0	.0	.0	.0	.0
AA-5280065	00000	TAIWAN FIRE & MARINE INS CO	UY	.0	.0	.0	.0	127	.0	.0	.0	.0	.0	.0	.0	.0
AA-2880005	00000	TAJY S.A. DE SEGUROS	ZZ	.0	.0	.0	.0	12	.0	.0	.0	.0	.0	.0	.0	.0
AA-3190770	00000	TEMPEST REINSURANCE COMPANY LIMITED	VI	161	.0	.0	.0	.0	.0	.0	161	.0	.0	.0	.0	161
AA-1560450	00000	TEMPLE INSURANCE COMPANY	ON	.0	.0	.0	.0	23	.0	.0	.0	.0	.0	.0	.0	.0
AA-1121425	00000	TERRA NOVA INSURANCE COMPANY LTD	ZZ	.63	.0	.61	(.9)	.0	.0	.52	.11	.1	.0	.0	.0	.11
AA-1460025	00000	THE BALOISE INSURANCE COMPANY LTD BASLER	TT	.0	.0	.0	.0	.0	.2	.0	.0	.0	.0	.0	.0	.0
AA-1120361	00000	THE BRITISH & EUROPEAN REINSURANCE COMPA	ZZ	.77	.0	.0	.0	.0	.0	.0	.78	.0	.0	.0	.0	.77
AA-1580010	00000	THE CHIYODA FIRE & MARINE INSURANCE COMP	ZZ	.12	.0	.0	.0	.0	.0	.0	.12	.0	.0	.0	.0	.12
AA-1560197	00000	THE CITADEL GENERAL ASSURANCE COMPANY	ON	.0	.0	.0	.0	.48	.0	.0	.0	.0	.0	.0	.0	.0
AA-1120374	00000	THE NORTHERN ASSURANCE COMPANY LTD	ZZ	.3	.1	.0	.0	.86	.0	.3	.0	.0	.0	.0	.0	.0
AA-1121310	00000	THE SCOTTISH LION INSURANCE COMPANY LTD	ZZ	.0	.0	.0	.0	.92	.0	.0	.0	.0	.0	.0	.0	.0
AA-1560770	00000	THE SOVEREIGN GENERAL INSURANCE COMPANY	AB	.0	.0	.0	.0	.0	.0	.0	.0	.0	.0	.0	.0	.0
AA-1580100	00000	THE TOKIO MARINE & FIRE INSURANCE COMPAN	ZZ	.0	.0	.0	.0	.26	.0	.0	.0	.0	.0	.0	.0	.0
AA-1580110	00000	THE YASUDA FIRE AND MARINE INSURANCE COM	ZZ	.27	.0	.0	.0	.0	.0	.0	.27	.0	.0	.0	.0	.27
AA-1340220	00000	THURGINIA VERSICHERUNGS-A.G	ZZ	.1	.0	.0	.0	.0	.1	.1	.1	.0	.0	.0	.0	.1
AA-1580095	00000	TOA FIRE AND MARINE REINSURANCE COMPANY	ZZ	.0	.0	.0	.0	.4	.0	.0	.0	.0	.0	.0	.0	.0
AA-1121430	00000	TOA-RE INSURANCE COMPANY LTD	ZZ	.3	.0	.2	.0	.0	.0	.2	.1	.1	.0	.0	.0	.2
AA-1121445	00000	TOKIO MARINE & FIRE INSURANCE COMPANY LT	ZZ	.0	.0	.0	.0	.0	.0	.0	.0	.0	.0	.0	.0	.0
AA-1340225	00000	TRANSATLANTISCHE BETEILIGUNGS - A.G	ZZ	.0	.0	.0	.0	.38	.0	.0	.0	.0	.0	.0	.0	.0
AA-1120431	00000	TUREGUM INSURANCE COMPANY	ZZ	.21	(.2)	.1	.0	.83	.0	.21	.0	.0	.0	.0	.0	.0
AA-1460150	00000	TUREGUM VERSICHERUNGSGESELLSCHAFT	TT	.327	.0	.0	.0	.0	.0	.0	.327	.0	.0	.0	.0	.327
AA-0000000	00000	TUW	ZZ	.0	.0	.0	.0	.1	.0	.0	.0	.0	.0	.0	.0	.0
AA-1121380	00000	UNI SOTREBRAND INSURANCE COMPANY (UK) LI	ZZ	.0	.0	.0	.0	.0	.0	.0	.0	.0	.0	.0	.0	.0
AA-5280070	00000	UNION INSURANCE CO OF TAIWAN	UY	.0	.0	.0	.0	.286	.0	.0	.0	.0	.0	.0	.0	.0
AA-1121480	00000	UNIONAMERICA INSURANCE COMPANY LTD	ZZ	.2	.0	.1	.0	.0	.0	.1	.2	.1	.0	.0	.0	.2
AA-1360255	00000	UNIPOL, COMPAGNIA ASSICURATRICE	ZZ	.749	.107	.435	(.22)	.52	.0	.572	.176	.15	.3	.3	.179	.0
AA-0040033	00000	UNITED INS. CO. LTD, BARBADOS	NA	.0	.0	.0	.0	.0	.0	.0	.0	.0	.0	.0	.0	.0
AA-1420110	00000	VAR GENERAL INSURANCE AS	ZZ	.275	.0	.58	(.1)	.14	.0	.71	.204	.12	.2	.2	.206	.0
AA-1320310	00000	VIA-ASSURANCE IARD NORD ANON	ZZ	.0	.0	.0	.0	.0	.0	.0	.0	.0	.0	.0	.0	.0
AA-1340240	00000	VICTORIA RUCHVERSICHERUNG AG	ZZ	.2	.0	.0	.0	.0	.2	.2	.0	.0	.0	.0	.0	.0
AA-1121515	00000	VICTORY INSURANCE COMPANY LTD	ZZ	.0	.0	.0	.0	.0	.0	.0	.0	.0	.0	.0	.0	.0
AA-3190170	00000	WALTON INSURANCE CO LTD	VI	.660	.0	.0	.0	.0	.0	.0	.660	.0	.0	.0	.0	.660
AA-1121532	00000	WAUSAU INSURANCE COMPANY LTD	ZZ	.0	.0	.0	.0	.0	.0	.0	.0	.0	.0	.0	.0	.0
AA-1220070	00000	WEINER RUCKVERSICHERUNGS GESELLSCHAFT	HO	.518	.0	.112	.18	.0	.3	.133	.384	.14	.3	.3	.387	.0
AA-1340245	00000	WESTFALISCHE PROVINZIAL-FEUERSOZIJETAT, V	ZZ	.1	.0	.0	.0	.0	.1	.1	.0	.0	.0	.0	.0	.0
AA-1220075	00000	WIENER STADTISCHE	HO	.473	.4	.133	(.7)	.15	.0	.145	.328	.7	.1	.1	.330	.0
AA-0000000	00000	WILLIAM H. MCGEE	VI	.0	.0	.0	.0	.114	.0	.0	.0	.0	.0	.0	.0	.0
AA-1460185	00000	WINTERHUR SWISS INS. CO, SWITZERLAND	TT	.0	.0	.0	.0	.0	.0	.0	.0	.0	.0	.0	.0	.0
AA-1120386	00000	WORLD AUXILIARY INSURANCE CORP LTD	ZZ	.33	.0	.0	.0	.0	.0	.0	.33	.0	.0	.0	.0	.33
AA-3190541	00000	X.L. INSURANCE COMPANY LTD	VI	(.1)	.0	.0	.0	.0	.0	(.1)	.0	.0	.0	.0	(.1)	.0
AA-3190757	00000	XL RE LTD	VI	.195	.0	.63	.0	.0	.0	.63	.131	.0	.0	.0	.0	.131
AA-1122021	00000	YORKSHIRE INSURANCE COMPANY LIMITED	ZZ	.0	.0	.0	.0	.0	.0	.0	.0	.0	.0	.0	.0	.0
AA-0000000	00000	ZCF INS. SERVICES LTD	ZZ	.0	.0	.0	.0	.0	.0	.0	.0	.0	.0	.0	.0	.0
AA-1340260	00000	ZENTRALEUROPAISCHE VER AG	ZZ	.1	.0	.1	.0	.0	.1	.1	.0	.0	.0	.0	.0	.0
AA-4361275	00000	ZION INS CO	ZZ	.0	.0	.0	.0	.31	.0	.0	.0	.0	.0	.0	.0	.0
AA-1560999	00000	ZURICH INS CO (CANADA)	ON	.0	.0	.0	.0	.4	.0	.0	.0	.0	.0	.0	.0	.0
AA-1460190	00000	ZURICH VERSICHERUNGS-GESELLSCHAFT	TT	.502	.0	.330	(.5)	.0	.0	.325	.177	.19	.4	.4	.180	.0
0899999	- Other Non-U.S. Insurers			45,142	409,813	17,503	888	34,106	20,020	39,664	5,478	325	65	64	(80)	5,549
0999999	- Total - Affiliates and Others			47,367	409,470	17,834	757	90,633	20,033	39,560	7,807	340	68	64	(544)	7,549
1099999	- Total - Protected Cells									0	0		0	0	0	0
9999999	Totals			47,367	409,470	17,834	758	90,632	20,034	39,560	7,807	341	68	64	(544)	7,549

1. Amounts in dispute totaling \$ 1,252 are included in Column 5.
2. Amounts in dispute totaling \$ 1,263 are excluded from Column 13.
3. Column 5 excludes \$ 6,158 recoverables on ceded IBNR on contracts in force prior to July 1, 1984 and not subsequently renewed.

42.9

ANNUAL STATEMENT FOR THE YEAR 2002 OF THE NATIONWIDE MUTUAL INSURANCE COMPANY

SCHEDULE F - PART 6

Provision for Overdue Authorized Reinsurance as of December 31, Current Year

1	2	3	4	5	6	7	8	9	10	11
Federal ID Number	NAIC Company Code	Name of Reinsurer	Reinsurance Recoverable on Paid Losses and LAE More Than 90 Days Overdue (a)	Total Reinsurance Recoverable on Paid Losses and Paid LAE (b)	Amounts Received Prior 90 Days	Col. 4 divided by (Cols. 5 + 6)	Amounts in Col. 4 for Companies Reporting less than 20% in Col. 7	Amounts in Dispute Excluded from Col. 4 for Companies Reporting less than 20% in Col. 7	20% of Amount in Col. 9	Amount Reported in Col. 8 x 20% + Col. 10
OVERDUE AUTHORIZED REINSURANCE										
05-0316605	21482	ALLEDALE MUTUAL INSURANCE COMPANY	.0	5	.0	0.000	.0	47,900	9,580	9,580
36-0719665	19232	ALLSTATE INSURANCE COMPANY	39,576	(291,861)	218,215	(0.537)	39,576	.0	.0	7,915
59-0593886	10111	AMERICAN BANKERS INSURANCE COMPANY OF FL.	.0	.0	.0	0.000	.0	16,198	3,240	3,240
36-3155373	40398	AMERICAN FUJI FIRE AND MARINE INSURANCE	.78	444	58	0.155	.78	.0	.0	.16
62-0929818	31208	AMERICAN GENERAL PROPERTY INSURANCE COMP.	.0	.0	.0	0.000	.0	2,750	.550	.550
13-5124990	19380	AMERICAN HOME ASSURANCE COMPANY	.0	.0	.0	0.000	.0	27,262	5,452	5,452
13-2832845	32484	AMERICAN REINSURANCE COMPANY	18,651	2,431,191	1,875,030	0.004	18,651	.0	.0	3,730
06-0242815	19720	AMERICAN UNION INSURANCE COMPANY OF NY	(36)	146,720	31,961	0.000	(36)	1,366,260	273,252	273,245
94-1390273	19801	ARGONAUT INSURANCE COMPANY	.0	.0	878,858	0.000	.0	378,121	75,624	75,624
36-2489372	19828	ARGONAUT MIDWEST INSURANCE COMPANY	.0	.0	32,196	0.000	.0	85,366	17,073	17,073
13-2919779	18333	ATLAS ASSURANCE COMPANY OF AMERICA	1,323	16,515	2,077	0.071	1,323	2,090	418	683
16-0366830	22314	BUFFALO REINSURANCE COMPANY	2,097	3,880	2,961	0.307	.0	.0	.0	.0
39-0971527	10472	CAPITOL INDEMNITY CORPORATION	.0	.0	.0	0.000	.0	20,936	4,187	4,187
23-1740414	22705	CIGNA REINSURANCE COMPANY	252,459	(169,031)	.0	(1.494)	252,459	586,685	117,337	167,829
13-5009848	21032	CONSTITUTION REINSURANCE CORPORATION	.270	1,444	.87	0.176	.270	.0	.0	.54
13-5010440	35289	CONTINENTAL INSURANCE COMPANY	2,669	5,566	3,886	0.282	.0	.0	.0	.0
13-1941984	20923	CONTINENTAL REINSURANCE CORPORATION	1,417	5,333	2,596	0.179	1,417	.0	.0	283
00-0000000	00000	COOPERATIVE GEN INS SOC	(665)	(665)	.0	1.000	(665)	.0	.0	.0
38-2145898	33499	DORINCO REINSURANCE COMPANY	(5)	11,640	10,595	0.000	(5)	.0	.0	.0
AA-9995022	00000	EXCESS & CASUALTY REINSURANCE ASSOC (MEM.	95,519	113,450	13,978	0.750	.0	.0	.0	.0
95-1466743	19852	FINANCIAL INDEMNITY COMPANY	.0	.0	.0	0.000	.0	31,702	6,340	6,340
43-1037123	32018	FIRST EXCESS AND REINSURANCE CORPORATION	1,436	13,452	447	0.103	1,436	.0	.0	287
13-2997499	38776	FOLKSAMERICA REINSURANCE COMPANY	5,674	(23,626)	(35,223)	(0.096)	5,674	43,730	8,746	9,881
43-1245798	40711	FRANKONA REINSURANCE COMPANY - US BRANCH	316	3,225	287	0.090	316	.0	.0	.63
95-2100437	11207	FREMONT INDEMNITY COMPANY	.0	.0	.0	0.000	.0	11,946	2,389	2,389
13-2673100	22039	GENERAL REINSURANCE CORPORATION	91,695	338,776	337,017	0.136	91,695	.0	.0	18,339
13-5460208	25909	GENERAL SECURITY PROPERTY AND CASUALTY C.	.0	.0	97,058	0.000	.0	20,018	4,004	4,004
13-5617450	11231	GENERALI - U S BRANCH	.0	251	.0	0.000	.0	10,131	2,026	2,026
13-6107326	11266	GERLING GLOBAL REINSURANCE CORPORATION	521	62,450	66	0.008	521	.0	.0	.104
31-0501234	16691	GREAT AMERICAN INSURANCE COMPANY	.0	.0	28	0.000	.0	8,170	1,634	1,634
95-1479095	22322	GREENWICH INSURANCE COMPANY	.0	.0	.0	0.000	.0	5,859	1,172	1,172
04-2482364	16187	HANSECO INSURANCE COMPANY	.0	3,282	6,004	0.000	.0	102,030	20,406	20,406
74-1502504	22497	HIGHLAND UNDERWRITERS INSURANCE COMPANY	.0	.0	.0	0.000	.0	10,782	2,156	2,156
74-1296673	22489	HIGHLANDS INSURANCE COMPANY	82	522	.0	0.157	82	52,173	10,435	10,451
59-1027412	22578	HORACE MANN INSURANCE COMPANY	.0	.0	.0	0.000	.0	10,131	2,026	2,026
23-1740414	22705	INA REINSURANCE COMPANY	274,611	509,731	216,764	0.378	.0	.0	.0	.0
36-6067575	24139	INTERNATIONAL BUSINESS & MERCHANTS REINS.	2,627	29,948	.0	0.088	2,627	.0	.0	525
36-2667627	22969	KEMPER REINSURANCE COMPANY	8,673	23,134	65,101	0.098	8,673	.0	.0	1,735
36-2667627	22969	KEMPER REINSURANCE COMPANY	3,777	39,078	39,789	0.048	3,777	.0	.0	755
AA-1122000	00000	LLOYDS UNDERWRITERS	16,234	40,393	15,982	0.288	.0	.0	.0	.0
13-2774175	29998	MARINE INDEMNITY INSURANCE COMPANY OF AM.	.0	.0	.0	0.000	.0	9,631	1,926	1,926
13-1958482	11967	MONARCH INSURANCE COMPANY OF OHIO	.0	.0	.0	0.000	.0	85	.17	.17
13-2798872	32190	MONY REINSURANCE CORPORATION	1,120	18,746	48,246	0.017	1,120	.0	.0	224
38-0865250	11991	NATIONAL CASUALTY COMPANY (A)	1,239	5,603	10,488	0.077	1,239	12,960	2,592	2,840
25-0687550	19445	NATIONAL UNION FIRE INSURANCE COMPANY	.0	.0	.0	0.000	.0	219,853	43,971	43,971
06-1053492	41629	NEW ENGLAND REINSURANCE CORPORATION	25,243	141,475	293,359	0.058	25,243	.0	.0	5,049
13-1290712	20583	NORTH AMERICAN CO FOR PROPERTY & CASUALT.	.0	9,198	19,216	0.000	.0	1,104	221	221
13-2930109	22047	NORTH STAR REINSURANCE CORPORATION	67,411	(85,605)	69,536	(4.195)	67,411	.0	.0	13,482
39-0509630	23914	NORTHWESTERN NATL. INS CO. OF MILWAUKEE	.0	.0	.0	0.000	.0	31,260	6,252	6,252
13-2781282	25070	ODYSSEY REINSURANCE CORPORATION	3,172	34,839	198,964	0.014	3,172	.0	.0	634
25-0410420	24147	OLD REPUBLIC INSURANCE COMPANY	3,112	26,310	.0	0.118	3,112	5,197	1,039	1,661
04-2475442	20621	ONE BEACON INSURANCE	25,368	83,571	109,408	0.131	25,368	.0	.0	5,074
13-3531373	10006	PARTNER RE INSURANCE COPANY OF NEW YORK	.0	(15,976)	15,135	(0.395)	.0	.0	.0	.66
23-1642962	12262	PENNSYLVANIA MANUFACTURERS' ASSN INSURAN.	3,186	19,088	7,496	0.120	3,186	.0	.0	637
23-1620930	12319	PHILADELPHIA REINSURANCE CORPORATION	.0	.0	.0	0.000	.0	1,250,644	250,129	250,129
23-2153760	39675	PMA REINSURANCE CORPORATION	(61)	35,424	257,035	0.000	(61)	.0	.0	.0
13-1188550	15059	PUBLIC SERVICE MUTUAL INSURANCE COMPANY	.0	.0	.0	0.000	.0	10,131	2,026	2,026
95-2801326	22179	REPUBLIC INDEMNITY COMPANY OF AMERICA	.0	.0	.0	0.000	.0	16,640	3,328	3,328
75-1670124	38318	REPUBLIC INSURANCE COMPANY	12,046	12,046	.0	1.000	.0	.0	.0	.0

43

**ANNUAL STATEMENT FOR THE YEAR 2002 OF THE NATIONWIDE MUTUAL INSURANCE COMPANY**

**SCHEDULE F - PART 6**

Provision for Overdue Authorized Reinsurance as of December 31, Current Year

1	2	3	4	5	6	7	8	9	10	11
Federal ID Number	NAIC Company Code	Name of Reinsurer	Reinsurance Recoverable on Paid Losses and LAE More Than 90 Days Overdue (a)	Total Reinsurance Recoverable on Paid Losses and Paid LAE (b)	Amounts Received Prior 90 Days	Col. 4 divided by (Cols. 5 + 6)	Amounts in Col. 4 for Companies Reporting less than 20% in Col. 7	Amounts in Dispute Excluded from Col. 4 for Companies Reporting less than 20% in Col. 7	20% of Amount in Col. 9	Amount Reported in Col. 8 x 20% + Col. 10
75-1444207	30058	SCOR REINSURANCE COMPANY	.1	(427)	328,716	0.000	.1	.0	0	.0
13-3029255	39322	SOREMA NORTH AMERICA REINSURANCE COMPANY	.361	941,292	86	0.000	.361	.0	0	.72
41-0406690	24767	ST PAUL FIRE & MARINE INSURANCE COMPANY	6,374	15,899	2,753	0.342	.0	.0	0	.0
23-1641984	10219	SYDNEY REINSURANCE CORPORATION	.1	280	.0	0.004	.1	.0	0	.0
13-1958482	11967	THE GENERAL STAR NATIONAL INSURANCE COMP.	.0	0	.0	0.000	.0	59,302	11,860	11,860
06-0303275	25623	THE PHOENIX INSURANCE COMPANY	.0	0	.0	0.000	.0	74	.15	.15
13-2918573	42439	TOA-RE INSURANCE COMPANY OF AMERICA	.51	(645)	56,565	0.001	.51	.0	0	.10
06-1286276	36153	TRAVELERS CASUALTY & SURETY COMPANY	1,096	6,088	10,711	0.065	1,096	.0	0	.219
42-0644327	13021	UNITED FIRE & CASUALTY COMPANY	.36	387	.0	0.093	.36	.0	0	.7
13-5460630	23949	UNIVERSAL REINSURANCE CORPORATION	31,560	81,101	.0	0.389	.0	.0	0	.0
13-3531373	10006	WINTERHUR SWISS INSURANCE COMPANY - US	5,834	24,633	6,287	0.189	5,834	.0	0	1,167
13-1290712	20583	XL REINSURANCE AMERICA INC.	.0	182,542	.0	0.000	.0	58,240	11,648	11,648
<b>9999999 Totals</b>			<b>1,006,481</b>	<b>4,851,116</b>	<b>5,249,819</b>	<b>0.100</b>	<b>565,371</b>	<b>4,515,361</b>	<b>903,071</b>	<b>1,016,289</b>

(a) From Schedule F - Part 4 Columns 8 + 9, total authorized, less \$ 4,728,349 in dispute.  
 (b) From Schedule F - Part 3 Columns 7 + 8, total authorized, less \$ 4,747,662 in dispute.

43.1

**ANNUAL STATEMENT FOR THE YEAR 2002 OF THE NATIONWIDE MUTUAL INSURANCE COMPANY**

**SCHEDULE F - PART 7**

Provision for Overdue Reinsurance as of December 31, Current Year

1 Federal ID Number	2 NAIC Company Code	3 Name of Reinsurer	4 Reinsurance Recoverable All Items	5 Funds Held By Company Under Reinsurance Treaties	6 Letters of Credit	7 Ceded Balances Payable	8 Other Miscellaneous Balances	9 Other Allowed Offset Items	10 Sum of Cols. 5 thru 9 but not in excess of Col. 4	11 Col. 4 minus Col. 10	12 Greater of Col. 11 or Schedule F - Part 4 Cols. 8 + 9
OVERDUE REINSURANCE											
16-0366830	22314	BUFFALO REINSURANCE COMPANY	594,827	.0	.0	.0	1,448	.0	1,448	593,379	593,379
13-5010440	35289	CONTINENTAL INSURANCE COMPANY	766,784	.0	.0	.0	966,520	.0	766,784	.0	.0
AA-9995022	00000	EXCESS & CASUALTY REINSURANCE ASSOC (MEM)	3,266,449	.0	.0	.0	.0	.0	.0	3,266,449	3,266,449
23-1740414	22705	INA REINSURANCE COMPANY	38,345,093	.0	.0	.0	854,094	.0	854,094	37,490,999	37,490,999
AA-1122000	00000	LLOYDS UNDERWRITERS	1,776,917	(167,011)	.0	1,211	174,449	.0	8,649	1,768,268	1,768,268
75-1670124	38318	REPUBLIC INSURANCE COMPANY	26,220	.0	.0	255	.0	.0	255	25,965	25,965
41-0406690	24767	ST PAUL FIRE & MARINE INSURANCE COMPANY	744,781	.0	.0	.0	596,251	.0	596,251	148,530	148,530
13-5460630	23949	UNIVERSAL REINSURANCE CORPORATION	87,565	.0	.0	547	.0	.0	547	87,018	87,018
<b>9999999 Totals</b>			<b>45,608,636</b>	<b>(167,011)</b>	<b>0</b>	<b>2,013</b>	<b>2,592,762</b>	<b>0</b>	<b>2,228,028</b>	<b>43,380,608</b>	<b>43,380,608</b>
											1. Total
											2. Line 1 x .2
											3. Schedule F - Part 6 Col. 11
											4. Provision for Overdue Authorized Reinsurance (Lines 2 + 3)
											5. Provision for Unauthorized Reinsurance (Schedule F - Part 5 Col. 17 x 1000)
											6. Provision for Reinsurance (sum Lines 4 + 5) [Enter this amount on Page 3, Line 16]
											43,380,608
											8,676,122
											1,016,289
											9,692,411
											7,549,200
											17,241,611

44

**SCHEDULE F - PART 8**

**Restatement of Balance Sheet to Identify Net Credit for Reinsurance**

	1 As Reported (Net of Ceded)	2 Restatement Adjustments	3 Restated (Gross of Ceded)
<u>ASSETS</u> (Page 2, Col. 3)			
1. Cash and invested assets (Line 9) .....	15,169,227,765		15,169,227,765
2. Agents' balances or uncollected premiums (Line 10) .....	2,633,037,861		2,633,037,861
3. Funds held by or deposited with reinsured companies (Line 11) .....	15,398,756		15,398,756
4. Reinsurance recoverable on loss and loss adjustment expense payments (Line 14) .....	369,700,498	(349,479,498)	20,221,000
5. Other assets (Lines 12 and 13 and 15 through 25) .....	1,486,168,678		1,486,168,678
6. Net amount recoverable from reinsurers .....		2,849,006,659	2,849,006,659
7. Totals (Line 28) .....	19,673,533,558	2,499,527,161	22,173,060,719
<u>LIABILITIES</u> (Page 3)			
8. Losses and loss adjustment expenses (Lines 1 through 3) .....	6,703,247,816	2,464,237,000	9,167,484,816
9. Taxes, expenses, and other obligations (Lines 4 through 8) .....	1,214,134,518	26,493,000	1,240,627,518
10. Unearned premiums (Line 9) .....	3,445,907,839	852,929,020	4,298,836,859
11. Advance Premiums (Line 10) .....	278,643,777		278,643,777
12. Dividends declared and unpaid (Line 11.1 and 11.2) .....	3,395,710		3,395,710
13. Ceded reinsurance premiums payable (net of ceded commissions) (Line 12) .....	437,535,194	(437,535,194)	0
14. Funds held by company under reinsurance treaties (Line 13) .....	409,340,054	(409,340,054)	0
15. Amounts withheld or retained by company for account of others (Line 14) .....	258,607,450		258,607,450
16. Provision for reinsurance (Line 16) .....	17,241,611	(17,241,611)	0
17. Other liabilities (Lines 15 and 17 through 23) .....	1,299,737,940	19,985,000	1,319,722,940
18. Total liabilities (Line 26 minus Line 25) .....	14,067,791,909	2,499,527,161	16,567,319,070
19. Surplus as regards policyholders (Line 35) .....	5,605,741,649	X X X	5,605,741,649
20. Totals (Line 36) .....	19,673,533,558	2,499,527,161	22,173,060,719

NOTE: Is the restatement of this exhibit the result of grossing up balances ceded to affiliates under 100 percent reinsurance or pooling arrangements? Yes [ X ] No [ ]

If yes, give full explanation:  
See Footnote #25 .....

**ANNUAL STATEMENT FOR THE YEAR 2002 OF THE NATIONWIDE MUTUAL INSURANCE COMPANY**

**SCHEDULE H - ACCIDENT AND HEALTH EXHIBIT**

	Total		Group Accident and Health		Credit Accident and Health (Group and Individual)		Collectively Renewable		Other Individual Contracts									
	1 Amount	2 %	3 Amount	4 %	5 Amount	6 %	7 Amount	8 %	Non-Cancelable		Guaranteed Renewable		Non-Renewable for Stated Reasons Only		Other Accident Only		All Other	
									9 Amount	10 %	11 Amount	12 %	13 Amount	14 %	15 Amount	16 %	17 Amount	18 %
<b>PART 1 - ANALYSIS OF UNDERWRITING OPERATIONS</b>																		
1. Premiums written	250,270,591	XXX	207,448,467	XXX		XXX	4,077,381	XXX		XXX	92,683	XXX	1,077,286	XXX	138,193	XXX	37,436,581	XXX
2. Premiums earned	259,055,057	XXX	216,105,660	XXX	0	XXX	4,094,149	XXX	0	XXX	61,533	XXX	1,250,731	XXX	106,884	XXX	37,436,101	XXX
3. Incurred claims	201,267,515	77.7	159,070,862	73.6	0.0	0.0	3,207,241	78.3	0.0	0.0	118,970	193.3	800,671	64.0	13,300	12.4	38,056,471	101.7
4. Increase in contract reserves	0	0.0	0	0.0	0	0.0	0	0.0	0	0.0	0	0.0	0	0.0	0	0.0	0	0.0
5. Commissions (a)	20,875,088	8.1	17,542,116	8.1	0.0	0.0	451,882	11.0	0.0	0.0	7,007	11.4	79,149	6.3	10,438	9.8	2,784,496	7.4
6. General insurance expenses	55,897,260	21.6	47,123,672	21.8	0.0	0.0	(208,910)	(5.1)	0.0	0.0	855	1.4	905,629	72.4	2,591	2.4	8,073,422	21.6
7. Taxes, licenses and fees	6,870,987	2.7	5,657,443	2.6	0.0	0.0	11,614	0.3	0.0	0.0	0	0.0	31,186	2.5	240	0.2	1,170,504	3.1
8. Total expenses incurred	83,643,335	32.3	70,323,230	32.5	0	0.0	254,587	6.2	0	0.0	7,862	12.8	1,015,964	81.2	13,270	12.4	12,028,422	32.1
9. Aggregate write-ins for deductions	0	0.0	0	0.0	0	0.0	0	0.0	0	0.0	0	0.0	0	0.0	0	0.0	0	0.0
10. Gain from underwriting before dividends or refunds	(25,855,793)	(10.0)	(13,288,433)	(6.1)	0	0.0	632,320	15.4	0	0.0	(65,298)	(106.1)	(565,905)	(45.2)	80,315	75.1	(12,648,792)	(33.8)
11. Dividends or refunds	170,075	0.1	170,075	0.1	0	0.0	0	0.0	0	0.0	0	0.0	0	0.0	0	0.0	0	0.0
12. Gain from underwriting after dividends or refunds	(26,025,868)	(10.0)	(13,458,507)	(6.2)	0	0.0	632,320	15.4	0	0.0	(65,298)	(106.1)	(565,905)	(45.2)	80,315	75.1	(12,648,792)	(33.8)
<b>DETAILS OF WRITE-INS</b>																		
0901.																		
0902.																		
0903.																		
0998. Summary of remaining write-ins for Line 9 from overflow page	0	0.0	0	0.0	0	0.0	0	0.0	0	0.0	0	0.0	0	0.0	0	0.0	0	0.0
0999. Totals (Lines 0901 thru 0903 plus 0998) (Line 9 above)	0	0.0	0	0.0	0	0.0	0	0.0	0	0.0	0	0.0	0	0.0	0	0.0	0	0.0

(a) Includes \$ ..... reported as "Contract, membership and other fees retained by agents."

**ANNUAL STATEMENT FOR THE YEAR 2002 OF THE NATIONWIDE MUTUAL INSURANCE COMPANY**

**SCHEDULE H - ACCIDENT AND HEALTH EXHIBIT (continued)**

	1	2	3	4	Other Individual Contracts				
					5	6	7	8	9
	Total	Group Accident and Health	Credit Accident and Health (Group and Individual)	Collectively Renewable	Non-Cancelable	Guaranteed Renewable	Non-Renewable for Stated Reasons Only	Other Accident Only	All Other
<b>PART 2 - RESERVES AND LIABILITIES</b>									
A. Premium Reserves:									
1. Unearned premiums	1,088,272	295,920		107,220		54,787	546,825	82,499	1,021
2. Advance premiums	0								
3. Reserve for rate credits	0								
4. Total premium reserves, current year	1,088,272	295,920	0	107,220	0	54,787	546,825	82,499	1,021
5. Total premium reserves, prior year	9,872,738	8,953,112	0	123,987	0	23,637	720,271	51,191	541
6. Increase in total premium reserves	(8,784,466)	(8,657,193)	0	(16,768)	0	31,150	(173,445)	31,309	481
B. Contract Reserves:									
1. Additional reserves	0								
2. Reserve for future contingent benefits	0								
3. Total contract reserves, current year	0	0	0	0	0	0	0	0	0
4. Total contract reserves, prior year	0	0	0	0	0	0	0	0	0
5. Increase in contract reserves	0	0	0	0	0	0	0	0	0
C. Claim Reserves and Liabilities:									
1. Total current year	5,161,177	401,560		3,599,627		325,233	749,781	40,620	44,356
2. Total prior year	31,702,199	24,736,609	0	5,112,808	0	324,511	1,476,754	45,349	6,167
3. Increase	(26,541,022)	(24,335,049)	0	(1,513,181)	0	722	(726,973)	(4,730)	38,189

<b>PART 3 - TEST OF PRIOR YEAR'S CLAIM RESERVES AND LIABILITIES</b>									
1. Claims paid during the year:									
1.1 On claims incurred prior to current year	4,500,809	160,696		(1,006,976)		47,143	688,403	6,996	4,604,546
1.2 On claims incurred during current year	223,307,729	183,245,215		5,727,398		71,105	839,241	11,034	33,413,736
2. Claim reserves and liabilities, December 31, current year:									
2.1 On claims incurred prior to current year	3,424,357	63,076		2,815,752		280,093	217,986	3,449	44,002
2.2 On claims incurred during current year	1,736,820	338,485		783,875		45,140	531,796	37,171	354
3. Test:									
3.1 Line 1.1 and 2.1	7,925,165	223,772	0	1,808,776	0	327,236	906,389	10,445	4,648,548
3.2 Claim reserves and liabilities, December 31, prior year	31,702,199	24,736,609	0	5,112,808	0	324,511	1,476,754	45,349	6,167
3.3 Line 3.1 minus Line 3.2	(23,777,034)	(24,512,838)	0	(3,304,032)	0	2,725	(570,365)	(34,905)	4,642,381

<b>PART 4 - REINSURANCE</b>									
A. Reinsurance Assumed:									
1. Premiums written	297,730,912	247,359,923		4,081,123		110,732	1,287,080	165,090	44,726,965
2. Premiums earned	307,902,664	257,410,777		4,083,454		73,516	1,494,302	114,224	44,726,391
3. Incurred claims	241,107,340	189,903,769		4,585,903		142,138	956,597	(119,355)	45,638,289
4. Commissions	24,806,618	20,958,294		405,283		8,371	94,563	12,483	3,327,624
B. Reinsurance Ceded:									
1. Premiums written	48,738,345	40,399,164		794,042		18,049	209,794	26,912	7,290,384
2. Premiums earned	50,449,060	42,085,093		797,307		11,983	243,571	20,815	7,290,290
3. Incurred claims	39,268,781	31,015,840		624,588		23,168	155,925	(132,559)	7,581,818
4. Commissions	4,066,119	3,416,178		88,001		1,364	15,414	2,033	543,128

47

**SCHEDULE H - PART 5 - HEALTH CLAIMS**

	1 Medical	2 Dental	3 Other	4 Total
<b>A. Direct:</b>				
1. Incurred Claims .....				
2. Beginning Claim Reserves and Liabilities .....				
3. Ending Claim Reserves and Liabilities .....				
4. Claims Paid .....				
<b>B. Assumed Reinsurance:</b>				
5. Incurred Claims .....	<b>NONE</b>			
6. Beginning Claim Reserves and Liabilities .....				
7. Ending Claim Reserves and Liabilities .....				
8. Claims Paid .....				
<b>C. Ceded Reinsurance:</b>				
9. Incurred Claims .....				
10. Beginning Claim Reserves and Liabilities .....				
11. Ending Claim Reserves and Liabilities .....				
12. Claims Paid .....				
<b>D. Net:</b>				
13. Incurred Claims.....				
14. Beginning Claim Reserves and Liabilities .....				
15. Ending Claim Reserves and Liabilities .....				
16. Claims Paid				

**SCHEDULE P - PART 1A - HOMEOWNERS/FARMOWNERS**

(\$000 Omitted)

Years in Which Premiums Were Earned and Losses Were Incurred	Premiums Earned			Loss and Loss Expense Payments							12 Number of Claims Reported - Direct and Assumed	
	1 Direct and Assumed	2 Ceded	3 Net (Cols. 1 - 2)	Loss Payments		Defense and Cost Containment Payments		Adjusting and Other Payments		10 Salvage and Subrogation Received		11 Total Net Paid (Cols. 4 - 5 + 6 - 7 + 8 - 9)
				4 Direct and Assumed	5 Ceded	6 Direct and Assumed	7 Ceded	8 Direct and Assumed	9 Ceded			
1. Prior	XXX	XXX	XXX	1,209	22	853	0	657	0	33	2,697	XXX
2. 1993	449,622	40,724	408,897	289,973	12,485	9,168	868	36,354	54	3,070	322,089	176,531
3. 1994	481,736	28,311	453,425	389,762	3,035	11,969	981	45,690	124	3,617	443,281	215,052
4. 1995	536,063	34,000	502,063	365,074	14,200	13,652	2,017	45,576	226	4,290	407,859	183,926
5. 1996	614,950	15,061	599,889	630,453	14,403	17,991	2,661	59,160	425	4,723	690,114	308,645
6. 1997	697,931	29,212	668,719	407,583	17,962	15,826	3,352	59,530	780	5,398	460,844	192,870
7. 1998	637,600	(90,110)	727,710	574,375	62,898	14,602	3,909	76,910	4,256	6,186	594,823	278,062
8. 1999	1,266,840	36,394	1,230,446	880,953	5,856	17,298	78	77,555	757	8,518	969,115	400,251
9. 2000	1,308,787	133,673	1,175,113	907,442	6,541	15,684	112	87,554	494	9,125	1,003,533	429,341
10. 2001	1,353,210	97,733	1,255,477	871,726	5,508	12,530	94	100,842	386	8,071	979,110	341,602
11. 2002	1,496,179	94,716	1,401,463	687,126	3,108	7,869	53	82,512	202	3,356	774,143	289,499
12. Totals	XXX	XXX	XXX	6,005,677	146,020	137,441	14,126	672,340	7,705	56,386	6,647,607	XXX

	Losses Unpaid				Defense and Cost Containment Unpaid				Adjusting and Other Unpaid		23 Salvage and Subrogation Anticipated	24 Total Net Losses and Expenses Unpaid	25 Number of Claims Outstanding - Direct and Assumed
	Case Basis		Bulk + IBNR		Case Basis		Bulk + IBNR		21 Direct and Assumed	22 Ceded			
	13 Direct and Assumed	14 Ceded	15 Direct and Assumed	16 Ceded	17 Direct and Assumed	18 Ceded	19 Direct and Assumed	20 Ceded					
1.	1,087	5	(397)	(3)	135	(1)	(350)	12	279	0	22	740	41
2.	238	0	684	4	1	0	418	9	32	0	22	1,361	12
3.	990	15	645	0	52	39	257	5	26	0	48	1,912	41
4.	1,577	4	657	15	247	(34)	466	14	42	0	107	2,992	49
5.	2,455	11	643	22	30	(2)	1,112	18	83	0	49	4,275	107
6.	3,831	164	2,236	(7)	317	44	1,475	6	110	3	217	7,759	173
7.	7,830	284	1,206	62	297	22	2,734	50	238	37	1,249	11,850	337
8.	12,482	811	4,206	271	554	36	5,106	44	420	94	883	21,513	1,331
9.	27,082	(915)	5,160	167	939	(33)	8,373	(49)	1,006	(91)	1,464	43,482	1,951
10.	39,562	144	14,145	856	1,916	5	11,124	74	3,040	19	2,620	68,690	3,401
11.	149,461	1,136	110,496	2,072	1,707	35	19,785	65	14,555	87	8,641	292,608	23,207
12.	246,597	1,659	139,683	3,459	6,195	111	50,502	248	19,832	149	15,320	457,182	30,649

	Total Losses and Loss Expenses Incurred			Loss and Loss Expense Percentage (Incurred/Premiums Earned)			Nontabular Discount		34 Inter-Company Pooling Participation Percentage	Net Balance Sheet Reserves After Discount	
	26 Direct and Assumed	27 Ceded	28 Net	29 Direct and Assumed	30 Ceded	31 Net	32 Loss	33 Loss Expense		35 Losses Unpaid	36 Loss Expenses Unpaid
1.	XXX	XXX	XXX	XXX	XXX	XXX	0	0	XXX	687	52
2.	336,869	13,419	323,450	74.9	33.0	79.1	0	0	83.7	919	443
3.	449,392	4,199	445,193	93.3	14.8	98.2	0	0	83.7	1,621	291
4.	427,293	16,443	410,850	79.7	48.4	81.8	0	0	83.7	2,216	776
5.	711,927	17,538	694,389	115.8	116.4	115.8	0	0	83.7	3,065	1,210
6.	490,908	22,305	468,603	70.3	76.4	70.1	0	0	83.7	5,911	1,848
7.	678,191	71,518	606,673	106.4	(79.4)	83.4	0	0	83.7	8,690	3,160
8.	998,574	7,947	990,627	78.8	21.8	80.5	0	0	83.7	15,607	5,906
9.	1,053,242	6,226	1,047,015	80.5	4.7	89.1	0	0	83.7	32,990	10,492
10.	1,054,885	7,085	1,047,800	78.0	7.2	83.5	0	0	83.7	52,707	15,983
11.	1,073,511	6,760	1,066,751	71.8	7.1	76.1	0	0	83.7	256,748	35,860
12.	XXX	XXX	XXX	XXX	XXX	XXX	0	0	XXX	381,161	76,021

**SCHEDULE P - PART 1B - PRIVATE PASSENGER AUTO LIABILITY/MEDICAL**

(\$000 Omitted)

Years in Which Premiums Were Earned and Losses Were Incurred	Premiums Earned			Loss and Loss Expense Payments						10 Salvage and Subrogation Received	11 Total Net Paid (Cols. 4 - 5 + 6 - 7 + 8 - 9)	12 Number of Claims Reported - Direct and Assumed
	1 Direct and Assumed	2 Ceded	3 Net (Cols. 1 - 2)	Loss Payments		Defense and Cost Containment Payments		Adjusting and Other Payments				
				4 Direct and Assumed	5 Ceded	6 Direct and Assumed	7 Ceded	8 Direct and Assumed	9 Ceded			
1. Prior	XXX	XXX	XXX	8,530	3,308	544	18	763	0	356	6,511	XXX
2. 1993	1,603,659	103,972	1,499,687	992,532	39,655	49,070	1,039	130,837	370	19,558	1,131,376	487,641
3. 1994	1,655,176	81,237	1,573,938	1,096,420	50,351	59,533	2,152	162,777	874	22,780	1,265,354	532,043
4. 1995	1,729,285	82,845	1,646,440	1,144,779	102,333	67,657	6,817	189,521	2,369	22,927	1,290,438	555,114
5. 1996	1,842,961	63,644	1,779,317	1,248,169	118,530	76,991	11,106	238,716	5,421	24,067	1,428,820	600,603
6. 1997	1,938,055	116,675	1,821,380	1,322,733	201,290	77,207	19,166	213,901	13,608	29,414	1,379,777	671,184
7. 1998	1,826,706	(50,278)	1,876,984	1,441,096	328,037	66,425	24,394	189,934	29,601	31,147	1,315,422	778,452
8. 1999	2,803,253	85,923	2,717,330	1,753,523	60,199	61,744	146	177,252	9	35,580	1,932,165	960,707
9. 2000	2,867,413	74,717	2,792,696	1,750,185	50,839	46,029	25	256,683	83	34,130	2,001,950	1,082,873
10. 2001	3,218,224	78,756	3,139,468	1,579,086	54,063	28,952	187	262,187	271	27,747	1,815,705	1,094,224
11. 2002	3,314,718	102,458	3,212,260	943,134	42,616	7,322	39	227,756	116	15,459	1,135,441	884,595
12. Totals	XXX	XXX	XXX	13,280,189	1,051,222	541,476	65,088	2,050,328	52,722	263,166	14,702,961	XXX

	Losses Unpaid				Defense and Cost Containment Unpaid				Adjusting and Other Unpaid		23 Salvage and Subrogation Anticipated	24 Total Net Losses and Expenses Unpaid	25 Number of Claims Outstanding - Direct and Assumed
	Case Basis		Bulk + IBNR		Case Basis		Bulk + IBNR		21 Direct and Assumed	22 Ceded			
	13 Direct and Assumed	14 Ceded	15 Direct and Assumed	16 Ceded	17 Direct and Assumed	18 Ceded	19 Direct and Assumed	20 Ceded					
1.	386,468	237,141	1,545	(546)	194	22	623	(17)	2,014	0	160	154,244	154
2.	1,789	110	358	(37)	5	0	963	(22)	113	0	215	3,176	276
3.	6,291	2,582	609	(31)	28	0	622	(39)	188	0	383	5,226	697
4.	12,205	6,644	935	(49)	93	0	993	(89)	246	0	507	7,967	1,463
5.	10,718	568	1,036	(42)	209	0	2,613	(108)	424	0	624	14,582	3,773
6.	63,042	37,921	1,344	372	376	0	5,544	(593)	726	0	1,005	33,331	9,505
7.	49,230	657	3,997	1,689	919	0	11,144	(381)	1,562	0	2,639	64,888	10,744
8.	102,013	2,288	11,473	40	1,670	15	21,884	821	3,350	0	4,896	137,225	11,889
9.	207,671	3,795	47,660	635	4,963	38	39,775	0	8,728	0	7,007	304,329	17,631
10.	385,615	7,618	150,737	1,884	7,351	0	65,482	0	29,440	0	18,175	629,123	32,792
11.	702,249	25,474	461,222	7,997	10,593	3	85,869	0	73,514	0	35,640	1,299,972	103,927
12.	1,927,290	324,798	680,916	11,912	26,400	78	235,511	(428)	120,305	0	71,251	2,654,063	192,850

	Total Losses and Loss Expenses Incurred			Loss and Loss Expense Percentage (Incurred/Premiums Earned)			Nontabular Discount		34 Inter-Company Pooling Participation Percentage	Net Balance Sheet Reserves After Discount	
	26 Direct and Assumed	27 Ceded	28 Net	29 Direct and Assumed	30 Ceded	31 Net	32 Loss	33 Loss Expense		35 Losses Unpaid	36 Loss Expenses Unpaid
1.	XXX	XXX	XXX	XXX	XXX	XXX	0	0	XXX	151,419	2,825
2.	1,175,666	41,115	1,134,551	73.3	39.5	75.7	0	0	83.7	2,073	1,103
3.	1,326,468	55,889	1,270,580	80.1	68.8	80.7	0	0	83.7	4,349	877
4.	1,416,430	118,024	1,298,406	81.9	142.5	78.9	0	0	83.7	6,546	1,421
5.	1,578,877	135,476	1,443,402	85.7	212.9	81.1	0	0	83.7	11,228	3,354
6.	1,684,874	271,765	1,413,109	86.9	232.9	77.6	0	0	83.7	26,093	7,239
7.	1,764,306	383,996	1,380,310	96.6	(763.7)	73.5	0	0	83.7	50,882	14,006
8.	2,132,909	63,519	2,069,390	76.1	73.9	76.2	0	0	83.7	111,158	26,067
9.	2,361,694	55,415	2,306,279	82.4	74.2	82.6	0	0	83.7	250,901	53,428
10.	2,508,852	64,023	2,444,829	78.0	81.3	77.9	0	0	83.7	526,850	102,273
11.	2,511,659	76,245	2,435,414	75.8	74.4	75.8	0	0	83.7	1,130,000	169,972
12.	XXX	XXX	XXX	XXX	XXX	XXX	0	0	XXX	2,271,497	382,566

**SCHEDULE P - PART 1C - COMMERCIAL AUTO/TRUCK LIABILITY/MEDICAL**

(\$000 Omitted)

Years in Which Premiums Were Earned and Losses Were Incurred	Premiums Earned			Loss and Loss Expense Payments						10 Salvage and Subrogation Received	11 Total Net Paid (Cols. 4 - 5 + 6 - 7 + 8 - 9)	12 Number of Claims Reported - Direct and Assumed
	1 Direct and Assumed	2 Ceded	3 Net (Cols. 1 - 2)	Loss Payments		Defense and Cost Containment Payments		Adjusting and Other Payments				
				4 Direct and Assumed	5 Ceded	6 Direct and Assumed	7 Ceded	8 Direct and Assumed	9 Ceded			
1. Prior	XXX	XXX	XXX	1,820	409	224	20	6,731	0	14	8,346	XXX
2. 1993	363,643	108,629	255,014	222,636	70,784	26,828	9,334	17,521	192	1,908	186,676	39,746
3. 1994	319,902	97,051	222,851	233,318	74,784	31,541	12,554	17,291	376	1,590	194,436	41,380
4. 1995	316,623	100,622	216,000	218,737	76,111	26,372	10,742	18,327	836	2,110	175,746	39,769
5. 1996	335,620	96,511	239,109	249,910	95,509	31,742	13,980	23,472	2,342	1,386	193,294	44,547
6. 1997	327,447	101,197	226,251	274,171	109,552	30,520	12,695	22,160	3,803	2,776	200,801	44,931
7. 1998	291,798	62,914	228,884	284,598	121,736	26,035	10,980	25,891	7,674	1,831	196,133	44,551
8. 1999	366,568	79,636	286,932	235,275	56,088	16,987	3,290	25,472	3,135	1,509	215,221	49,545
9. 2000	396,430	95,759	300,670	236,113	67,079	11,671	2,448	27,589	3,688	1,184	202,158	56,018
10. 2001	445,990	106,893	339,097	153,191	36,864	5,060	745	20,585	2,800	1,252	138,427	45,135
11. 2002	531,122	129,514	401,608	71,126	16,367	910	121	10,839	1,441	763	64,947	25,904
12. Totals	XXX	XXX	XXX	2,180,894	725,282	207,890	76,910	215,878	26,286	16,324	1,776,184	XXX

	Losses Unpaid				Defense and Cost Containment Unpaid				Adjusting and Other Unpaid		23 Salvage and Subrogation Anticipated	24 Total Net Losses and Expenses Unpaid	25 Number of Claims Outstanding - Direct and Assumed
	Case Basis		Bulk + IBNR		Case Basis		Bulk + IBNR		21 Direct and Assumed	22 Ceded			
	13 Direct and Assumed	14 Ceded	15 Direct and Assumed	16 Ceded	17 Direct and Assumed	18 Ceded	19 Direct and Assumed	20 Ceded					
1.	14,839	8,870	4,016	(41)	(29)	24	303	32	2,110	2	2	12,353	143
2.	1,304	413	1,064	142	9	4	87	69	18	40	4	1,814	98
3.	1,868	1,275	1,641	314	100	132	139	8	96	91	16	2,024	261
4.	1,831	871	1,897	496	61	53	347	284	103	120	31	2,414	538
5.	5,024	3,681	2,546	1,156	319	194	534	152	69	12	75	3,295	1,269
6.	7,690	4,004	2,877	2,030	463	312	1,701	1,104	139	114	279	5,306	2,588
7.	13,067	7,530	4,359	4,602	696	165	2,011	810	212	126	397	7,112	3,403
8.	28,524	10,385	9,823	14,866	1,688	611	5,130	1,896	571	1,111	696	16,867	6,691
9.	60,339	4,724	20,626	(11,014)	3,189	346	9,395	(194)	1,221	(1,060)	1,117	101,967	8,718
10.	98,235	29,146	54,305	16,346	4,504	793	14,660	3,841	2,777	560	1,669	123,794	7,647
11.	112,432	28,938	137,091	29,534	3,400	667	23,443	5,007	8,612	2,057	4,308	218,776	5,990
12.	345,154	99,837	240,244	58,430	14,400	3,301	57,748	13,008	15,927	3,173	8,593	495,723	37,346

	Total Losses and Loss Expenses Incurred			Loss and Loss Expense Percentage (Incurred/Premiums Earned)			Nontabular Discount		34 Inter-Company Pooling Participation Percentage	Net Balance Sheet Reserves After Discount	
	26 Direct and Assumed	27 Ceded	28 Net	29 Direct and Assumed	30 Ceded	31 Net	32 Loss	33 Loss Expense		35 Losses Unpaid	36 Loss Expenses Unpaid
1.	XXX	XXX	XXX	XXX	XXX	XXX	0	0	XXX	10,027	2,326
2.	269,468	80,977	188,491	74.1	74.5	73.9	0	0	83.7	1,814	1
3.	285,993	89,533	196,460	89.4	92.3	88.2	0	0	83.7	1,920	104
4.	267,673	89,513	178,160	84.5	89.0	82.5	0	0	83.7	2,361	53
5.	313,615	117,026	196,589	93.4	121.3	82.2	0	0	83.7	2,732	563
6.	339,721	133,615	206,107	103.7	132.0	91.1	0	0	83.7	4,533	773
7.	356,869	153,624	203,245	122.3	244.2	88.8	0	0	83.7	5,294	1,818
8.	323,469	91,382	232,088	88.2	114.7	80.9	0	0	83.7	13,096	3,771
9.	370,142	66,017	304,125	93.4	68.9	101.1	0	0	83.7	87,255	14,712
10.	353,317	91,096	262,221	79.2	85.2	77.3	0	0	83.7	107,048	16,746
11.	367,852	84,130	283,722	69.3	65.0	70.6	0	0	83.7	191,051	27,724
12.	XXX	XXX	XXX	XXX	XXX	XXX	0	0	XXX	427,131	68,592

**SCHEDULE P - PART 1D - WORKERS' COMPENSATION**

(\$000 Omitted)

Years in Which Premiums Were Earned and Losses Were Incurred	Premiums Earned			Loss and Loss Expense Payments							10 Salvage and Subrogation Received	11 Total Net Paid (Cols. 4 - 5 + 6 - 7 + 8 - 9)	12 Number of Claims Reported - Direct and Assumed
	1 Direct and Assumed	2 Ceded	3 Net (Cols. 1 - 2)	Loss Payments		Defense and Cost Containment Payments		Adjusting and Other Payments					
				4 Direct and Assumed	5 Ceded	6 Direct and Assumed	7 Ceded	8 Direct and Assumed	9 Ceded				
1. Prior	XXX	XXX	XXX	14,554	3,317	645	3	75	0	733	11,955	XXX	
2. 1993	1,145,722	435,947	709,775	679,473	257,708	27,351	8,695	58,343	331	2,637	498,432	233,801	
3. 1994	905,224	307,737	597,487	520,511	169,209	24,721	6,708	42,414	403	2,320	411,327	101,134	
4. 1995	794,806	217,546	577,260	459,588	140,771	26,691	8,248	42,226	555	1,752	378,932	100,437	
5. 1996	692,468	144,890	547,578	448,229	118,739	32,246	9,766	45,817	895	2,134	396,892	99,502	
6. 1997	578,687	99,875	478,813	448,445	121,806	44,859	13,709	54,395	4,625	1,482	407,558	123,249	
7. 1998	593,370	90,584	502,786	544,003	179,102	54,044	19,405	39,801	4,817	815	434,524	102,619	
8. 1999	137,143	5,278	131,865	77,968	2,493	4,306	93	12,347	198	458	91,838	25,439	
9. 2000	134,170	3,981	130,189	69,357	303	3,999	42	12,299	35	422	85,274	24,859	
10. 2001	155,129	2,388	152,741	65,907	532	3,206	12	8,729	13	138	77,284	22,949	
11. 2002	171,204	3,539	167,665	28,748	55	1,557	4	2,936	10	58	33,172	16,070	
12. Totals	XXX	XXX	XXX	3,356,782	994,036	223,625	66,684	319,381	11,881	12,950	2,827,188	XXX	

	Losses Unpaid				Defense and Cost Containment Unpaid				Adjusting and Other Unpaid		23 Salvage and Subrogation Anticipated	24 Total Net Losses and Expenses Unpaid	25 Number of Claims Outstanding - Direct and Assumed
	Case Basis		Bulk + IBNR		Case Basis		Bulk + IBNR		21 Direct and Assumed	22 Ceded			
	13 Direct and Assumed	14 Ceded	15 Direct and Assumed	16 Ceded	17 Direct and Assumed	18 Ceded	19 Direct and Assumed	20 Ceded					
1.	113,023	33,332	62,242	13,710	533	(3)	2,438	2,680	483	5	1,062	128,993	1,436
2.	12,230	305	8,700	479	53	(6)	4,115	151	221	1	337	24,388	185
3.	11,029	491	7,078	179	71	0	1,002	141	775	591	475	18,554	188
4.	12,698	775	6,482	181	24	1	933	8	813	594	574	19,390	202
5.	11,110	11	7,258	182	149	0	913	6	235	5	910	19,461	293
6.	11,583	384	7,541	223	115	4	977	5	239	6	1,001	19,834	316
7.	15,769	2,533	7,912	267	183	(2)	981	7	329	14	429	22,355	484
8.	17,893	1,904	9,581	330	391	61	1,234	12	460	27	354	27,226	411
9.	20,665	593	11,377	216	674	16	1,872	28	687	25	334	34,398	1,066
10.	37,268	1,425	18,071	240	1,350	32	2,918	41	1,410	38	497	59,241	2,330
11.	55,873	1,878	37,685	339	1,973	11	4,099	15	3,677	25	704	101,039	6,430
12.	319,142	43,632	183,927	16,346	5,516	114	21,483	3,095	9,328	1,331	6,678	474,879	13,340

	Total Losses and Loss Expenses Incurred			Loss and Loss Expense Percentage (Incurred/Premiums Earned)			Nontabular Discount		34 Inter-Company Pooling Participation Percentage	Net Balance Sheet Reserves After Discount	
	26 Direct and Assumed	27 Ceded	28 Net	29 Direct and Assumed	30 Ceded	31 Net	32 Loss	33 Loss Expense		35 Losses Unpaid	36 Loss Expenses Unpaid
1.	XXX	XXX	XXX	XXX	XXX	XXX	0	0	XXX	128,223	771
2.	790,485	267,664	522,820	69.0	61.4	73.7	0	0	83.7	20,145	4,243
3.	607,601	177,720	429,881	67.1	57.8	71.9	0	0	83.7	17,437	1,116
4.	549,455	151,133	398,322	69.1	69.5	69.0	0	0	83.7	18,223	1,167
5.	545,957	129,604	416,353	78.8	89.4	76.0	0	0	83.7	18,175	1,286
6.	568,155	140,763	427,392	98.2	140.9	89.3	0	0	83.7	18,517	1,317
7.	663,022	206,144	456,878	111.7	227.6	90.9	0	0	83.7	20,881	1,474
8.	124,181	5,117	119,064	90.5	96.9	90.3	0	0	83.7	25,240	1,986
9.	120,930	1,258	119,672	90.1	31.6	91.9	0	0	83.7	31,233	3,165
10.	138,859	2,334	136,525	89.5	97.8	89.4	0	0	83.7	53,674	5,566
11.	136,548	2,337	134,211	79.8	66.0	80.0	0	0	83.7	91,341	9,697
12.	XXX	XXX	XXX	XXX	XXX	XXX	0	0	XXX	443,091	31,787

**SCHEDULE P - PART 1E - COMMERCIAL MULTIPLE PERIL**

(\$000 Omitted)

Years in Which Premiums Were Earned and Losses Were Incurred	Premiums Earned			Loss and Loss Expense Payments							12 Number of Claims Reported - Direct and Assumed	
	1 Direct and Assumed	2 Ceded	3 Net (Cols. 1 - 2)	Loss Payments		Defense and Cost Containment Payments		Adjusting and Other Payments		10 Salvage and Subrogation Received		11 Total Net Paid (Cols. 4 - 5 + 6 - 7 + 8 - 9)
				4 Direct and Assumed	5 Ceded	6 Direct and Assumed	7 Ceded	8 Direct and Assumed	9 Ceded			
1. Prior	XXX	XXX	XXX	12,095	6,671	7,800	5,834	2,831	126	91	10,095	XXX
2. 1993	400,294	79,473	320,821	258,874	51,305	64,792	19,902	28,650	648	4,272	280,461	51,947
3. 1994	375,637	51,712	323,925	266,777	34,983	46,140	10,277	21,707	541	4,723	288,823	57,101
4. 1995	393,341	44,771	348,571	290,342	46,901	41,109	7,554	25,694	1,020	3,827	301,671	57,158
5. 1996	409,112	26,425	382,687	319,823	40,463	46,600	9,461	32,236	2,433	4,916	346,301	67,708
6. 1997	432,984	31,518	401,466	290,166	56,221	40,735	11,233	28,439	2,271	9,544	289,615	54,097
7. 1998	378,594	(21,103)	399,697	317,834	80,651	35,612	11,915	32,855	4,929	12,438	288,806	57,738
8. 1999	603,112	27,309	575,803	326,130	16,822	28,115	567	34,926	226	5,770	371,556	66,731
9. 2000	625,783	41,793	583,990	330,361	4,889	17,986	216	38,307	45	6,389	381,503	67,916
10. 2001	703,971	39,309	664,662	290,723	3,105	10,332	86	34,728	95	4,408	332,498	60,841
11. 2002	841,920	45,511	796,409	179,883	2,297	3,267	22	22,661	52	1,480	203,441	45,883
12. Totals	XXX	XXX	XXX	2,883,008	344,309	342,488	77,066	303,035	12,388	57,859	3,094,769	XXX

	Losses Unpaid				Defense and Cost Containment Unpaid				Adjusting and Other Unpaid		23 Salvage and Subrogation Anticipated	24 Total Net Losses and Expenses Unpaid	25 Number of Claims Outstanding - Direct and Assumed
	Case Basis		Bulk + IBNR		Case Basis		Bulk + IBNR		21 Direct and Assumed	22 Ceded			
	13 Direct and Assumed	14 Ceded	15 Direct and Assumed	16 Ceded	17 Direct and Assumed	18 Ceded	19 Direct and Assumed	20 Ceded					
1.	15,453	5,407	16,113	6,282	789	(728)	36,931	19,056	6,922	38	247	46,152	7,215
2.	7,131	1,113	4,953	1,365	753	(47)	9,618	7,626	143	14	142	12,526	358
3.	8,207	1,594	4,347	742	801	(42)	5,504	2,200	1,717	1,389	352	14,693	299
4.	10,959	(544)	5,616	263	1,128	16	4,061	94	1,898	1,451	559	22,383	356
5.	13,502	391	6,697	517	1,813	70	5,823	107	399	179	1,075	26,970	582
6.	24,574	1,952	6,220	267	1,320	224	9,229	112	855	66	2,068	39,577	947
7.	29,107	(384)	10,375	135	1,722	(127)	11,050	21	867	(10)	1,661	53,486	1,475
8.	32,386	194	17,257	134	3,728	29	15,049	(3)	1,355	7	1,049	69,415	3,020
9.	45,590	207	21,788	150	5,088	3	20,977	57	2,200	24	1,649	95,202	3,845
10.	61,925	2,106	47,854	(154)	7,591	62	30,995	296	4,132	55	2,708	150,132	4,285
11.	114,336	6,064	105,874	2,087	5,830	56	46,825	426	9,161	150	6,919	273,243	9,717
12.	363,170	18,100	247,092	11,787	30,564	(483)	196,062	29,993	29,650	3,363	18,429	803,780	32,099

	Total Losses and Loss Expenses Incurred			Loss and Loss Expense Percentage (Incurred/Premiums Earned)			Nontabular Discount		34 Inter-Company Pooling Participation Percentage	Net Balance Sheet Reserves After Discount	
	26 Direct and Assumed	27 Ceded	28 Net	29 Direct and Assumed	30 Ceded	31 Net	32 Loss	33 Loss Expense		35 Losses Unpaid	36 Loss Expenses Unpaid
1.	XXX	XXX	XXX	XXX	XXX	XXX	0	0	XXX	19,877	26,275
2.	374,914	81,927	292,987	93.7	103.1	91.3	0	0	83.7	9,605	2,921
3.	355,200	51,683	303,516	94.6	99.9	93.7	0	0	83.7	10,219	4,475
4.	380,807	56,754	324,053	96.8	126.8	93.0	0	0	83.7	16,855	5,527
5.	426,892	53,621	373,271	104.3	202.9	97.5	0	0	83.7	19,290	7,679
6.	401,537	72,345	329,192	92.7	229.5	82.0	0	0	83.7	28,575	11,002
7.	439,423	97,131	342,292	116.1	(460.3)	85.6	0	0	83.7	39,732	13,754
8.	458,947	17,976	440,971	76.1	65.8	76.6	0	0	83.7	49,316	20,100
9.	482,297	5,592	476,705	77.1	13.4	81.6	0	0	83.7	67,020	28,181
10.	488,281	5,651	482,630	69.4	14.4	72.6	0	0	83.7	107,827	42,306
11.	487,838	11,154	476,684	57.9	24.5	59.9	0	0	83.7	212,060	61,183
12.	XXX	XXX	XXX	XXX	XXX	XXX	0	0	XXX	580,376	223,404

**SCHEDULE P - PART 1F - SECTION 1 - MEDICAL MALPRACTICE - OCCURRENCE**

(\$000 Omitted)

Years in Which Premiums Were Earned and Losses Were Incurred	Premiums Earned			Loss and Loss Expense Payments						10 Salvage and Subrogation Received	11 Total Net Paid (Cols. 4 - 5 + 6 - 7 + 8 - 9)	12 Number of Claims Reported - Direct and Assumed
	1 Direct and Assumed	2 Ceded	3 Net (Cols. 1 - 2)	Loss Payments		Defense and Cost Containment Payments		Adjusting and Other Payments				
				4 Direct and Assumed	5 Ceded	6 Direct and Assumed	7 Ceded	8 Direct and Assumed	9 Ceded			
1. Prior	XXX	XXX	XXX	0	0	0	0	0	0	0	0	XXX
2. 1993	161	7	154	21	9	10	1	31	0	0	52	10
3. 1994	154	0	154	3	(1)	6	2	29	0	0	37	4
4. 1995	135	2	133	144	147	2	6	27	0	0	20	1
5. 1996	132	(2)	134	0	9	0	5	13	0	2	(1)	1
6. 1997	203	15	188	1,495	443	54	17	0	0	3	1,088	7
7. 1998	156	(17)	173	52	40	16	21	2	1	6	8	4
8. 1999	701	205	496	1,675	1,083	112	71	4	1	7	637	7
9. 2000	1,611	607	1,005	19	10	101	37	18	3	1	90	33
10. 2001	2,117	227	1,889	230	3	9	0	280	0	0	518	8
11. 2002	3,601	49	3,553	39	0	2	0	84	0	0	126	0
12. Totals	XXX	XXX	XXX	3,679	1,741	313	162	490	5	18	2,574	XXX

	Losses Unpaid				Defense and Cost Containment Unpaid				Adjusting and Other Unpaid		23 Salvage and Subrogation Anticipated	24 Total Net Losses and Expenses Unpaid	25 Number of Claims Outstanding - Direct and Assumed
	Case Basis		Bulk + IBNR		Case Basis		Bulk + IBNR		21 Direct and Assumed	22 Ceded			
	13 Direct and Assumed	14 Ceded	15 Direct and Assumed	16 Ceded	17 Direct and Assumed	18 Ceded	19 Direct and Assumed	20 Ceded					
1.	8	8	99	0	0	0	76	0	118	0	0	293	4
2.	0	0	2	0	0	0	1	0	0	0	0	3	0
3.	0	0	2	0	0	0	2	0	0	0	0	4	0
4.	0	0	2	0	0	0	2	0	0	0	0	4	0
5.	0	0	1	0	0	0	2	0	0	0	0	3	1
6.	1	0	131	75	0	0	41	14	4	1	8	87	3
7.	0	0	310	53	0	0	56	17	4	2	4	298	1
8.	209	25	545	93	71	8	263	6	26	2	17	981	5
9.	1,908	485	527	212	338	67	637	210	81	23	25	2,494	22
10.	226	22	613	398	69	20	2,238	2,185	213	192	6	543	3
11.	378	0	168	18	64	0	48	10	34	1	24	663	0
12.	2,730	541	2,397	849	542	95	3,367	2,441	481	220	84	5,372	39

	Total Losses and Loss Expenses Incurred			Loss and Loss Expense Percentage (Incurred/Premiums Earned)			Nontabular Discount		34 Inter-Company Pooling Participation Percentage	Net Balance Sheet Reserves After Discount	
	26 Direct and Assumed	27 Ceded	28 Net	29 Direct and Assumed	30 Ceded	31 Net	32 Loss	33 Loss Expense		35 Losses Unpaid	36 Loss Expenses Unpaid
1.	XXX	XXX	XXX	XXX	XXX	XXX	0	0	XXX	99	194
2.	65	10	55	40.3	138.0	35.9	0	0	83.7	2	1
3.	42	1	41	27.5	0.0	26.7	0	0	83.7	2	2
4.	177	153	23	131.0	7,667.4	17.6	0	0	83.7	2	2
5.	16	14	2	12.5	(702.0)	1.8	0	0	83.7	1	2
6.	1,726	551	1,175	850.2	3,671.8	625.1	0	0	83.7	57	30
7.	438	133	305	281.0	(782.7)	176.5	0	0	83.7	257	41
8.	2,906	1,289	1,617	414.7	628.3	326.3	0	0	83.7	636	344
9.	3,630	1,047	2,583	225.3	172.5	257.1	0	0	83.7	1,737	756
10.	3,879	2,818	1,061	183.3	1,239.5	56.2	0	0	83.7	419	124
11.	817	29	788	22.7	59.6	22.2	0	0	83.7	527	135
12.	XXX	XXX	XXX	XXX	XXX	XXX	0	0	XXX	3,738	1,633

**SCHEDULE P - PART 1F - SECTION 2 - MEDICAL MALPRACTICE - CLAIMS-MADE**

(\$000 Omitted)

Years in Which Premiums Were Earned and Losses Were Incurred	Premiums Earned			Loss and Loss Expense Payments						10 Salvage and Subrogation Received	11 Total Net Paid (Cols. 4 - 5 + 6 - 7 + 8 - 9)	12 Number of Claims Reported - Direct and Assumed
	1 Direct and Assumed	2 Ceded	3 Net (Cols. 1 - 2)	Loss Payments		Defense and Cost Containment Payments		Adjusting and Other Payments				
				4 Direct and Assumed	5 Ceded	6 Direct and Assumed	7 Ceded	8 Direct and Assumed	9 Ceded			
1. Prior	XXX	XXX	XXX	0	0	0	0	1,411	0	0	1,411	XXX
2. 1993	0	0	0	0	0	25	5	3	0	0	23	3
3. 1994	0	0	0	207	22	60	25	7	0	0	228	9
4. 1995	0	0	0	685	200	319	110	49	6	0	737	29
5. 1996	0	0	0	1,163	219	674	337	139	22	0	1,399	68
6. 1997	1,386	386	1,000	6,389	2,786	1,589	610	262	23	0	4,821	208
7. 1998	5,556	1,804	3,752	11,074	3,958	3,321	1,191	489	59	0	9,675	418
8. 1999	14,257	6,129	8,128	19,011	7,807	4,737	1,718	402	(7)	0	14,631	621
9. 2000	20,782	10,147	10,635	8,965	3,864	1,461	476	317	14	0	6,388	304
10. 2001	5,709	1,629	4,080	421	0	217	15	63	5	0	681	31
11. 2002	876	130	746	6	0	0	0	0	0	0	7	3
12. Totals	XXX	XXX	XXX	47,922	18,856	12,403	4,488	3,142	123	0	40,001	XXX

	Losses Unpaid				Defense and Cost Containment Unpaid				Adjusting and Other Unpaid		23 Salvage and Subrogation Anticipated	24 Total Net Losses and Expenses Unpaid	25 Number of Claims Outstanding - Direct and Assumed
	Case Basis		Bulk + IBNR		Case Basis		Bulk + IBNR		21 Direct and Assumed	22 Ceded			
	13 Direct and Assumed	14 Ceded	15 Direct and Assumed	16 Ceded	17 Direct and Assumed	18 Ceded	19 Direct and Assumed	20 Ceded					
1.	0	0	0	0	0	0	0	0	670	0	0	670	0
2.	0	0	0	0	0	0	0	0	0	0	0	0	1
3.	84	42	0	0	22	11	0	0	0	0	0	53	5
4.	25	25	0	0	24	23	0	0	3	2	0	2	19
5.	0	129	0	0	0	101	0	0	0	5	0	(236)	28
6.	1,036	995	0	10	320	87	0	19	39	13	0	272	100
7.	1,555	650	433	420	394	401	207	167	66	44	70	974	214
8.	9,128	2,764	949	604	1,592	389	103	101	128	2	143	8,039	357
9.	6,561	3,276	3,745	1,250	1,128	262	88	(20)	71	14	377	6,811	155
10.	2,026	167	3,884	1,219	432	44	114	90	26	6	129	4,956	18
11.	0	0	502	19	0	0	39	10	2	1	15	514	0
12.	20,415	8,048	9,513	3,523	3,913	1,317	552	367	1,004	87	733	22,055	896

	Total Losses and Loss Expenses Incurred			Loss and Loss Expense Percentage (Incurred/Premiums Earned)			Nontabular Discount		34 Inter-Company Pooling Participation Percentage	Net Balance Sheet Reserves After Discount	
	26 Direct and Assumed	27 Ceded	28 Net	29 Direct and Assumed	30 Ceded	31 Net	32 Loss	33 Loss Expense		35 Losses Unpaid	36 Loss Expenses Unpaid
1.	XXX	XXX	XXX	XXX	XXX	XXX	0	0	XXX	0	670
2.	28	5	23	0.0	0.0	0.0	0	0	83.7	0	0
3.	380	100	280	0.0	0.0	0.0	0	0	83.7	42	11
4.	1,106	366	739	0.0	0.0	0.0	0	0	83.7	0	2
5.	1,977	814	1,162	0.0	0.0	0.0	0	0	83.7	(129)	(107)
6.	9,636	4,543	5,093	695.2	1,176.9	509.3	0	0	83.7	31	241
7.	17,540	6,890	10,649	315.7	381.9	283.8	0	0	83.7	918	56
8.	36,049	13,379	22,670	252.9	218.3	278.9	0	0	83.7	6,709	1,330
9.	22,336	9,136	13,200	107.5	90.0	124.1	0	0	83.7	5,780	1,032
10.	7,184	1,547	5,637	125.8	94.9	138.2	0	0	83.7	4,524	432
11.	550	30	521	62.8	22.8	69.8	0	0	83.7	484	30
12.	XXX	XXX	XXX	XXX	XXX	XXX	0	0	XXX	18,358	3,698

**SCHEDULE P - PART 1G - SPECIAL LIABILITY (OCEAN MARINE, AIRCRAFT (ALL PERILS), BOILER AND MACHINERY)**

(\$000 Omitted)

Years in Which Premiums Were Earned and Losses Were Incurred	Premiums Earned			Loss and Loss Expense Payments						10 Salvage and Subrogation Received	11 Total Net Paid (Cols. 4 - 5 + 6 - 7 + 8 - 9)	12 Number of Claims Reported - Direct and Assumed
	1 Direct and Assumed	2 Ceded	3 Net (Cols. 1 - 2)	Loss Payments		Defense and Cost Containment Payments		Adjusting and Other Payments				
				4 Direct and Assumed	5 Ceded	6 Direct and Assumed	7 Ceded	8 Direct and Assumed	9 Ceded			
1. Prior	XXX	XXX	XXX	84	25	18	4	38	0	0	111	XXX
2. 1993	12,669	9,345	3,324	9,323	1,685	801	55	(198)	2	13	8,184	XXX
3. 1994	18,425	6,732	11,693	13,036	6,370	990	271	186	2	(6)	7,569	XXX
4. 1995	22,528	12,015	10,513	10,570	9,117	1,090	963	50	1	0	1,630	XXX
5. 1996	23,655	22,914	741	11,878	11,194	1,366	1,329	85	4	0	800	XXX
6. 1997	19,478	18,635	843	11,498	11,171	657	633	66	4	4	413	XXX
7. 1998	16,729	16,347	382	7,451	6,995	114	109	223	52	8	632	XXX
8. 1999	11,255	9,389	1,865	6,452	5,451	102	76	185	97	5	1,114	XXX
9. 2000	8,921	8,106	815	2,842	2,256	15	9	102	21	6	672	XXX
10. 2001	13,466	13,430	36	8,606	6,685	122	70	609	184	26	2,398	XXX
11. 2002	39,225	31,555	7,670	14,364	12,376	27	10	479	137	12	2,348	XXX
12. Totals	XXX	XXX	XXX	96,104	73,325	5,301	3,530	1,825	504	68	25,871	XXX

	Losses Unpaid				Defense and Cost Containment Unpaid				Adjusting and Other Unpaid		23 Salvage and Subrogation Anticipated	24 Total Net Losses and Expenses Unpaid	25 Number of Claims Outstanding - Direct and Assumed
	Case Basis		Bulk + IBNR		Case Basis		Bulk + IBNR		21 Direct and Assumed	22 Ceded			
	13 Direct and Assumed	14 Ceded	15 Direct and Assumed	16 Ceded	17 Direct and Assumed	18 Ceded	19 Direct and Assumed	20 Ceded					
1.	519	97	59	0	36	4	5	0	157	0	0	675	7
2.	154	27	8	(1)	33	0	0	0	0	0	0	169	(1)
3.	141	32	811	30	11	1	2	0	0	0	1	902	(1)
4.	206	178	164	156	15	14	2	0	0	0	2	39	2
5.	978	990	124	138	77	78	3	0	0	0	3	(24)	1
6.	658	617	164	181	44	43	6	0	0	0	3	31	4
7.	1,173	1,209	264	315	42	57	8	1	0	4	8	(99)	18
8.	712	904	271	376	51	35	14	43	0	46	20	(356)	60
9.	150	(271)	9	(85)	4	(9)	29	(29)	0	(49)	26	636	27
10.	2,243	1,650	1,396	1,255	116	75	153	140	53	37	59	804	89
11.	5,666	4,273	7,085	4,158	107	62	602	376	877	550	160	4,919	142
12.	12,600	9,706	10,355	6,523	537	359	823	531	1,088	588	282	7,697	349

	Total Losses and Loss Expenses Incurred			Loss and Loss Expense Percentage (Incurred/Premiums Earned)			Nontabular Discount		34 Inter-Company Pooling Participation Percentage	Net Balance Sheet Reserves After Discount	
	26 Direct and Assumed	27 Ceded	28 Net	29 Direct and Assumed	30 Ceded	31 Net	32 Loss	33 Loss Expense		35 Losses Unpaid	36 Loss Expenses Unpaid
1.	XXX	XXX	XXX	XXX	XXX	XXX	0	0	XXX	481	194
2.	10,123	1,769	8,354	79.9	18.9	251.3	0	0	83.7	136	33
3.	15,175	6,705	8,471	82.4	99.6	72.4	0	0	83.7	890	12
4.	12,098	10,430	1,669	53.7	86.8	15.9	0	0	83.7	36	3
5.	14,509	13,733	776	61.3	59.9	104.7	0	0	83.7	(26)	2
6.	13,092	12,648	444	67.2	67.9	52.7	0	0	83.7	25	7
7.	9,275	8,743	533	55.4	53.5	139.4	0	0	83.7	(87)	(12)
8.	7,786	7,028	758	69.2	74.8	40.6	0	0	83.7	(298)	(58)
9.	3,152	1,843	1,309	35.3	22.7	160.6	0	0	83.7	515	121
10.	13,299	10,096	3,203	98.8	75.2	8,899.8	0	0	83.7	734	70
11.	29,209	21,942	7,267	74.5	69.5	94.7	0	0	83.7	4,320	599
12.	XXX	XXX	XXX	XXX	XXX	XXX	0	0	XXX	6,726	971

**SCHEDULE P - PART 1H - SECTION 1 - OTHER LIABILITY - OCCURRENCE**

(\$000 Omitted)

Years in Which Premiums Were Earned and Losses Were Incurred	Premiums Earned			Loss and Loss Expense Payments							10 Salvage and Subrogation Received	11 Total Net Paid (Cols. 4 - 5 + 6 - 7 + 8 - 9)	12 Number of Claims Reported - Direct and Assumed
	1 Direct and Assumed	2 Ceded	3 Net (Cols. 1 - 2)	Loss Payments		Defense and Cost Containment Payments		Adjusting and Other Payments					
				4 Direct and Assumed	5 Ceded	6 Direct and Assumed	7 Ceded	8 Direct and Assumed	9 Ceded				
1. Prior	XXX	XXX	XXX	20,230	14,535	10,308	8,187	13,573	1,114	1,528	20,275	XXX	
2. 1993	582,876	245,404	337,471	297,788	125,231	122,988	58,791	32,862	3,448	4,652	266,168	23,097	
3. 1994	571,159	241,300	329,859	291,893	119,776	121,473	61,695	33,792	4,234	2,445	261,453	20,176	
4. 1995	496,131	267,031	229,100	240,668	121,496	89,686	46,680	29,216	4,532	2,641	186,863	18,443	
5. 1996	408,806	145,269	263,537	230,033	107,830	77,370	37,655	39,380	7,368	1,870	193,929	20,662	
6. 1997	367,897	120,928	246,969	195,296	100,600	65,241	37,561	30,271	10,816	1,152	141,831	22,167	
7. 1998	319,306	93,806	225,500	199,444	112,609	64,459	37,346	25,453	14,617	610	124,784	23,252	
8. 1999	438,395	167,350	271,045	169,480	79,355	45,759	21,135	14,858	1,572	815	128,035	20,394	
9. 2000	427,709	172,721	254,988	127,990	47,731	37,147	18,152	14,587	910	326	112,932	22,123	
10. 2001	518,242	211,373	306,869	91,832	38,355	12,362	4,311	7,586	325	151	68,789	17,757	
11. 2002	686,815	291,384	395,432	64,120	38,373	2,004	1,041	2,667	64	17	29,313	9,732	
12. Totals	XXX	XXX	XXX	1,928,775	905,892	648,798	332,553	244,245	49,000	16,209	1,534,373	XXX	

	Losses Unpaid				Defense and Cost Containment Unpaid				Adjusting and Other Unpaid		23 Salvage and Subrogation Anticipated	24 Total Net Losses and Expenses Unpaid	25 Number of Claims Outstanding - Direct and Assumed
	Case Basis		Bulk + IBNR		Case Basis		Bulk + IBNR		21 Direct and Assumed	22 Ceded			
	13 Direct and Assumed	14 Ceded	15 Direct and Assumed	16 Ceded	17 Direct and Assumed	18 Ceded	19 Direct and Assumed	20 Ceded					
1.	66,289	48,315	42,118	(1,294)	8,527	6,096	9,906	2,840	16,060	1,453	6	85,489	4,338
2.	14,744	9,243	12,872	10,187	4,675	4,425	2,069	1,398	603	222	15	9,489	1,232
3.	7,138	1,119	15,036	12,712	2,647	2,097	2,544	1,024	995	787	101	10,621	1,338
4.	18,816	9,546	7,240	1,230	4,608	4,690	2,992	2,519	2,023	1,583	440	16,111	1,608
5.	12,929	6,576	6,741	3,144	2,874	2,457	3,971	1,601	1,188	469	595	13,456	2,072
6.	20,717	5,986	14,376	13,072	5,335	3,366	4,944	1,433	1,725	967	824	22,274	2,593
7.	40,913	26,254	23,667	13,244	9,606	6,725	9,175	6,811	2,691	2,000	1,004	31,017	3,937
8.	33,743	5,193	43,554	33,604	10,214	3,993	15,001	7,097	2,894	1,199	1,233	54,320	5,764
9.	71,594	24,862	69,496	11,243	20,903	11,596	24,992	(1,625)	5,702	566	1,723	146,046	5,643
10.	62,329	10,338	110,657	48,172	13,303	4,065	44,437	14,393	7,537	1,954	1,840	159,340	4,244
11.	55,840	14,608	211,013	81,549	8,353	1,406	73,495	27,370	12,043	2,889	2,592	232,922	2,780
12.	405,052	162,040	556,769	226,862	91,044	50,915	193,526	64,861	53,460	14,087	10,372	781,086	35,550

	Total Losses and Loss Expenses Incurred			Loss and Loss Expense Percentage (Incurred/Premiums Earned)			Nontabular Discount		34 Inter-Company Pooling Participation Percentage	Net Balance Sheet Reserves After Discount	
	26 Direct and Assumed	27 Ceded	28 Net	29 Direct and Assumed	30 Ceded	31 Net	32 Loss	33 Loss Expense		35 Losses Unpaid	36 Loss Expenses Unpaid
2.	488,602	212,945	275,657	83.8	86.8	81.7	0	0	83.7	8,186	1,302
3.	475,519	203,444	272,074	83.3	84.3	82.5	0	0	83.7	8,343	2,279
4.	395,248	192,275	202,973	79.7	72.0	88.6	0	0	83.7	15,279	831
5.	374,485	167,100	207,386	91.6	115.0	78.7	0	0	83.7	9,950	3,506
6.	337,906	173,801	164,105	91.8	143.7	66.4	0	0	83.7	16,035	6,238
7.	375,407	219,606	155,801	117.6	234.1	69.1	0	0	83.7	25,082	5,935
8.	335,502	153,147	182,355	76.5	91.5	67.3	0	0	83.7	38,501	15,820
9.	372,413	113,435	258,978	87.1	65.7	101.6	0	0	83.7	104,986	41,061
10.	350,042	121,913	228,129	67.5	57.7	74.3	0	0	83.7	114,476	44,865
11.	429,535	167,299	262,235	62.5	57.4	66.3	0	0	83.7	170,696	62,226
12.	XXX	XXX	XXX	XXX	XXX	XXX	0	0	XXX	572,920	208,166

**SCHEDULE P - PART 1H - SECTION 2 - OTHER LIABILITY - CLAIMS-MADE**

(\$000 Omitted)

Years in Which Premiums Were Earned and Losses Were Incurred	Premiums Earned			Loss and Loss Expense Payments							10 Salvage and Subrogation Received	11 Total Net Paid (Cols. 4 - 5 + 6 - 7 + 8 - 9)	12 Number of Claims Reported - Direct and Assumed
	1 Direct and Assumed	2 Ceded	3 Net (Cols. 1 - 2)	Loss Payments		Defense and Cost Containment Payments		Adjusting and Other Payments					
				4 Direct and Assumed	5 Ceded	6 Direct and Assumed	7 Ceded	8 Direct and Assumed	9 Ceded				
1. Prior	XXX	XXX	XXX	50	44	99	67	2,490	0	2	2,528	XXX	
2. 1993	5,333	807	4,526	24,961	20,720	12,100	9,883	1,296	634	96	7,120	5,041	
3. 1994	2,424	426	1,998	27,737	21,671	18,911	14,399	767	389	316	10,955	7,158	
4. 1995	31,007	22,080	8,927	56,381	46,368	28,467	22,312	2,058	917	110	17,310	5,582	
5. 1996	67,737	40,026	27,711	42,013	31,003	21,713	14,783	2,107	523	154	19,523	3,399	
6. 1997	79,166	48,987	30,179	47,648	37,998	43,680	22,328	1,396	586	115	31,812	2,233	
7. 1998	63,114	35,714	27,400	51,434	32,441	28,846	17,468	1,835	559	125	31,647	2,266	
8. 1999	53,145	38,130	15,014	35,534	20,260	16,625	9,908	1,519	333	48	23,176	2,037	
9. 2000	74,034	43,434	30,600	26,299	15,395	14,734	8,931	1,001	295	87	17,414	1,298	
10. 2001	68,761	38,088	30,673	12,872	7,962	7,232	3,441	525	147	13	9,079	627	
11. 2002	72,648	38,619	34,029	2,495	1,555	1,380	767	106	45	0	1,613	194	
12. Totals	XXX	XXX	XXX	327,423	235,417	193,788	124,287	15,099	4,429	1,065	172,176	XXX	

	Losses Unpaid				Defense and Cost Containment Unpaid				Adjusting and Other Unpaid		23 Salvage and Subrogation Anticipated	24 Total Net Losses and Expenses Unpaid	25 Number of Claims Outstanding - Direct and Assumed
	Case Basis		Bulk + IBNR		Case Basis		Bulk + IBNR		21 Direct and Assumed	22 Ceded			
	13 Direct and Assumed	14 Ceded	15 Direct and Assumed	16 Ceded	17 Direct and Assumed	18 Ceded	19 Direct and Assumed	20 Ceded					
1.	2,145	1,651	31	57	458	451	23	24	2,073	3	0	2,544	244
2.	609	1,111	242	339	207	290	80	102	45	43	1	(702)	157
3.	1,020	656	95	246	337	606	56	164	2	16	5	(178)	204
4.	6,297	8,774	7,664	8,815	2,483	2,621	102	339	327	320	54	(3,995)	352
5.	2,069	1,171	(384)	(1,036)	685	608	(12)	207	223	169	69	1,461	521
6.	2,416	4,699	876	980	1,336	1,312	350	411	208	204	153	(2,421)	689
7.	6,197	3,576	865	3,689	1,857	1,975	1,017	1,713	315	304	237	(1,006)	960
8.	6,886	3,793	2,192	9,298	1,988	1,918	1,207	2,146	240	261	281	(4,903)	1,030
9.	27,435	15,754	5,740	(7,717)	4,488	(419)	2,442	(2,335)	404	(168)	307	35,395	792
10.	12,834	6,598	6,571	4,413	6,711	4,044	4,694	2,611	537	314	252	13,368	383
11.	7,044	2,788	23,056	8,445	5,490	2,822	7,886	2,965	660	285	394	26,833	149
12.	74,951	50,571	46,948	27,528	26,040	16,227	17,846	8,348	5,036	1,752	1,754	66,396	5,481

	Total Losses and Loss Expenses Incurred			Loss and Loss Expense Percentage (Incurred/Premiums Earned)			Nontabular Discount		34 Inter-Company Pooling Participation Percentage	Net Balance Sheet Reserves After Discount	
	26 Direct and Assumed	27 Ceded	28 Net	29 Direct and Assumed	30 Ceded	31 Net	32 Loss	33 Loss Expense		35 Losses Unpaid	36 Loss Expenses Unpaid
1.	XXX	XXX	XXX	XXX	XXX	XXX	0	0	XXX	468	2,076
2.	39,541	33,123	6,417	741.4	4,104.5	141.8	0	0	83.7	(598)	(104)
3.	48,925	38,148	10,777	2,018.3	8,954.9	539.4	0	0	83.7	212	(390)
4.	103,780	90,465	13,315	334.7	409.7	149.2	0	0	83.7	(3,628)	(367)
5.	68,413	47,429	20,984	101.0	118.5	75.7	0	0	83.7	1,550	(89)
6.	97,910	68,518	29,392	123.7	139.9	97.4	0	0	83.7	(2,387)	(33)
7.	92,365	61,724	30,641	146.3	172.8	111.8	0	0	83.7	(204)	(802)
8.	66,190	47,918	18,273	124.5	125.7	121.7	0	0	83.7	(4,013)	(890)
9.	82,544	29,735	52,809	111.5	68.5	172.6	0	0	83.7	25,139	10,257
10.	51,977	29,530	22,447	75.6	77.5	73.2	0	0	83.7	8,394	4,974
11.	48,118	19,672	28,446	66.2	50.9	83.6	0	0	83.7	18,869	7,964
12.	XXX	XXX	XXX	XXX	XXX	XXX	0	0	XXX	43,801	22,595

**SCHEDULE P - PART 1I - SPECIAL PROPERTY (FIRE, ALLIED LINES, INLAND MARINE, EARTHQUAKE, BURGLARY AND THEFT)**

(\$000 Omitted)

Years in Which Premiums Were Earned and Losses Were Incurred	Premiums Earned			Loss and Loss Expense Payments							12 Number of Claims Reported - Direct and Assumed	
	1 Direct and Assumed	2 Ceded	3 Net (Cols. 1 - 2)	Loss Payments		Defense and Cost Containment Payments		Adjusting and Other Payments		10 Salvage and Subrogation Received		11 Total Net Paid (Cols. 4 - 5 + 6 - 7 + 8 - 9)
				4 Direct and Assumed	5 Ceded	6 Direct and Assumed	7 Ceded	8 Direct and Assumed	9 Ceded			
1. Prior	XXX	XXX	XXX	64,175	47,219	2,971	1,146	11,208	2,183	1,339	27,807	XXX
2. 2001	416,068	115,383	300,685	173,312	36,862	3,601	1,172	18,879	683	1,540	157,075	XXX
3. 2002	406,288	103,426	302,862	112,650	13,108	1,926	335	10,017	410	1,859	110,739	XXX
4. Totals	XXX	XXX	XXX	350,136	97,189	8,499	2,653	40,104	3,276	4,737	295,621	XXX

	Losses Unpaid				Defense and Cost Containment Unpaid				Adjusting and Other Unpaid		23 Salvage and Subrogation Anticipated	24 Total Net Losses and Expenses Unpaid	25 Number of Claims Outstanding - Direct and Assumed
	Case Basis		Bulk + IBNR		Case Basis		Bulk + IBNR		21 Direct and Assumed	22 Ceded			
	13 Direct and Assumed	14 Ceded	15 Direct and Assumed	16 Ceded	17 Direct and Assumed	18 Ceded	19 Direct and Assumed	20 Ceded					
1.	64,140	48,275	18,701	12,502	3,047	2,077	1,447	645	6,324	4,234	1,352	25,927	4,684
2.	9,707	5,067	7,480	4,734	265	36	1,076	165	880	349	998	9,056	983
3.	29,645	6,593	11,473	2,252	304	42	1,486	191	2,108	204	1,695	35,733	2,561
4.	103,492	59,936	37,654	19,489	3,616	2,154	4,008	1,001	9,312	4,787	4,045	70,715	8,228

	Total Losses and Loss Expenses Incurred			Loss and Loss Expense Percentage (Incurred/Premiums Earned)			Nontabular Discount		34 Inter-Company Pooling Participation Percentage	Net Balance Sheet Reserves After Discount	
	26 Direct and Assumed	27 Ceded	28 Net	29 Direct and Assumed	30 Ceded	31 Net	32 Loss	33 Loss Expense		35 Losses Unpaid	36 Loss Expenses Unpaid
1.	XXX	XXX	XXX	XXX	XXX	XXX	0	0	XXX	22,064	3,863
2.	215,200	49,069	166,131	51.7	42.5	55.3	0	0	83.7	7,385	1,670
3.	169,608	23,136	146,472	41.7	22.4	48.4	0	0	83.7	32,272	3,461
4.	XXX	XXX	XXX	XXX	XXX	XXX	0	0	XXX	61,722	8,994

**SCHEDULE P - PART 1J - AUTO PHYSICAL DAMAGE**

(\$000 Omitted)

Years in Which Premiums Were Earned and Losses Were Incurred	Premiums Earned			Loss and Loss Expense Payments						12 Number of Claims Reported - Direct and Assumed		
	1 Direct and Assumed	2 Ceded	3 Net (Cols. 1 - 2)	Loss Payments		Defense and Cost Containment Payments		Adjusting and Other Payments			10 Salvage and Subrogation Received	11 Total Net Paid (Cols. 4 - 5 + 6 - 7 + 8 - 9)
				4 Direct and Assumed	5 Ceded	6 Direct and Assumed	7 Ceded	8 Direct and Assumed	9 Ceded			
1. Prior	XXX	XXX	XXX	356	(114)	1,962	420	11,603	55	12,278	13,561	XXX
2. 2001	2,107,305	76,263	2,031,042	1,403,831	16,622	3,847	114	230,655	1,217	194,973	1,620,379	1,265,299
3. 2002	2,259,923	73,662	2,186,261	1,273,525	11,500	2,413	34	206,813	565	126,169	1,470,651	1,044,833
4. Totals	XXX	XXX	XXX	2,677,712	28,008	8,222	568	449,071	1,837	333,421	3,104,591	XXX

	Losses Unpaid				Defense and Cost Containment Unpaid				Adjusting and Other Unpaid		23 Salvage and Subrogation Anticipated	24 Total Net Losses and Expenses Unpaid	25 Number of Claims Outstanding - Direct and Assumed
	Case Basis		Bulk + IBNR		Case Basis		Bulk + IBNR		21 Direct and Assumed	22 Ceded			
	13 Direct and Assumed	14 Ceded	15 Direct and Assumed	16 Ceded	17 Direct and Assumed	18 Ceded	19 Direct and Assumed	20 Ceded					
1.	(10,233)	1,019	(5,897)	(550)	591	211	2,097	185	680	111	7,842	(13,738)	7,669
2.	(1,620)	156	(8,438)	0	472	114	1,892	282	1,901	105	12,613	(6,450)	2,208
3.	19,955	1,389	78,493	(342)	370	62	2,999	233	15,794	319	84,716	115,950	10,062
4.	8,102	2,563	64,158	(892)	1,433	387	6,987	699	18,375	536	105,172	95,762	19,940

	Total Losses and Loss Expenses Incurred			Loss and Loss Expense Percentage (Incurred/Premiums Earned)			Nontabular Discount		34 Inter-Company Pooling Participation Percentage	Net Balance Sheet Reserves After Discount	
	26 Direct and Assumed	27 Ceded	28 Net	29 Direct and Assumed	30 Ceded	31 Net	32 Loss	33 Loss Expense		35 Losses Unpaid	36 Loss Expenses Unpaid
1.	XXX	XXX	XXX	XXX	XXX	XXX	0	0	XXX	(16,599)	2,861
2.	1,632,539	18,610	1,613,929	77.5	24.4	79.5	0	0	83.7	(10,213)	3,763
3.	1,600,360	13,760	1,586,601	70.8	18.7	72.6	0	0	83.7	97,401	18,549
4.	XXX	XXX	XXX	XXX	XXX	XXX	0	0	XXX	70,589	25,173

**SCHEDULE P - PART 1K - FIDELITY/SURETY**

(\$000 Omitted)

Years in Which Premiums Were Earned and Losses Were Incurred	Premiums Earned			Loss and Loss Expense Payments						12 Number of Claims Reported - Direct and Assumed		
	1 Direct and Assumed	2 Ceded	3 Net (Cols. 1 - 2)	Loss Payments		Defense and Cost Containment Payments		Adjusting and Other Payments			10 Salvage and Subrogation Received	11 Total Net Paid (Cols. 4 - 5 + 6 - 7 + 8 - 9)
				4 Direct and Assumed	5 Ceded	6 Direct and Assumed	7 Ceded	8 Direct and Assumed	9 Ceded			
1. Prior	XXX	XXX	XXX	880	748	135	44	2	(4)	62	229	XXX
2. 2001	8,195	2,388	5,807	461	10	46	0	446	0	136	943	XXX
3. 2002	8,010	2,235	5,775	56	0	7	0	600	0	0	663	XXX
4. Totals	XXX	XXX	XXX	1,397	759	188	44	1,048	(4)	199	1,835	XXX

	Losses Unpaid				Defense and Cost Containment Unpaid				Adjusting and Other Unpaid		23 Salvage and Subrogation Anticipated	24 Total Net Losses and Expenses Unpaid	25 Number of Claims Outstanding - Direct and Assumed
	Case Basis		Bulk + IBNR		Case Basis		Bulk + IBNR		21 Direct and Assumed	22 Ceded			
	13 Direct and Assumed	14 Ceded	15 Direct and Assumed	16 Ceded	17 Direct and Assumed	18 Ceded	19 Direct and Assumed	20 Ceded					
1.	2,569	1,429	(67)	8	18	1	15	0	116	0	46	1,214	99
2.	(1)	0	207	1	6	0	76	0	54	0	19	342	41
3.	40	0	405	0	1	0	134	0	256	0	91	836	31
4.	2,608	1,429	545	9	26	1	225	0	427	0	156	2,393	171

	Total Losses and Loss Expenses Incurred			Loss and Loss Expense Percentage (Incurred/Premiums Earned)			Nontabular Discount		34 Inter-Company Pooling Participation Percentage	Net Balance Sheet Reserves After Discount	
	26 Direct and Assumed	27 Ceded	28 Net	29 Direct and Assumed	30 Ceded	31 Net	32 Loss	33 Loss Expense		35 Losses Unpaid	36 Loss Expenses Unpaid
1.	XXX	XXX	XXX	XXX	XXX	XXX	0	0	XXX	1,066	149
2.	1,296	11	1,285	15.8	0.5	22.1	0	0	83.7	205	137
3.	1,500	0	1,500	18.7	0.0	26.0	0	0	83.7	445	392
4.	XXX	XXX	XXX	XXX	XXX	XXX	0	0	XXX	1,716	677

**SCHEDULE P - PART 1L - OTHER (INCLUDING CREDIT, ACCIDENT AND HEALTH)**

(\$000 Omitted)

Years in Which Premiums Were Earned and Losses Were Incurred	Premiums Earned			Loss and Loss Expense Payments						12 Number of Claims Reported - Direct and Assumed		
	1 Direct and Assumed	2 Ceded	3 Net (Cols. 1 - 2)	Loss Payments		Defense and Cost Containment Payments		Adjusting and Other Payments			10 Salvage and Subrogation Received	11 Total Net Paid (Cols. 4 - 5 + 6 - 7 + 8 - 9)
				4 Direct and Assumed	5 Ceded	6 Direct and Assumed	7 Ceded	8 Direct and Assumed	9 Ceded			
1. Prior	XXX	XXX	XXX	(25,138)	82	136	0	136	0	0	(24,948)	XXX
2. 2001	250,526	32	250,494	222,611	0	760	0	4,622	0	0	227,992	XXX
3. 2002	259,055	0	259,055	223,308	0	0	0	0	0	0	223,308	XXX
4. Totals	XXX	XXX	XXX	420,780	82	896	0	4,758	0	0	426,353	XXX

	Losses Unpaid				Defense and Cost Containment Unpaid				Adjusting and Other Unpaid		23 Salvage and Subrogation Anticipated	24 Total Net Losses and Expenses Unpaid	25 Number of Claims Outstanding - Direct and Assumed
	Case Basis		Bulk + IBNR		Case Basis		Bulk + IBNR		21 Direct and Assumed	22 Ceded			
	13 Direct and Assumed	14 Ceded	15 Direct and Assumed	16 Ceded	17 Direct and Assumed	18 Ceded	19 Direct and Assumed	20 Ceded					
1.	670	99	2,477	0	135	0	0	0	16	0	0	3,199	217
2.	91	0	286	0	15	0	0	0	4	0	0	395	609
3.	762	0	975	0	41	0	0	0	45	0	0	1,822	(62)
4.	1,523	99	3,737	0	191	0	0	0	64	0	0	5,416	764

	Total Losses and Loss Expenses Incurred			Loss and Loss Expense Percentage (Incurred/Premiums Earned)			Nontabular Discount		34 Inter-Company Pooling Participation Percentage	Net Balance Sheet Reserves After Discount	
	26 Direct and Assumed	27 Ceded	28 Net	29 Direct and Assumed	30 Ceded	31 Net	32 Loss	33 Loss Expense		35 Losses Unpaid	36 Loss Expenses Unpaid
1.	XXX	XXX	XXX	XXX	XXX	XXX	0	0	XXX	3,048	151
2.	228,387	0	228,387	91.2	0.0	91.2	0	0	83.7	377	19
3.	225,131	0	225,131	86.9	0.0	86.9	0	0	83.7	1,737	86
4.	XXX	XXX	XXX	XXX	XXX	XXX	0	0	XXX	5,161	255

**SCHEDULE P - PART 1M - INTERNATIONAL**

(\$000 Omitted)

Years in Which Premiums Were Earned and Losses Were Incurred	Premiums Earned			Loss and Loss Expense Payments							12 Number of Claims Reported - Direct and Assumed	
	1 Direct and Assumed	2 Ceded	3 Net (Cols. 1 - 2)	Loss Payments		Defense and Cost Containment Payments		Adjusting and Other Payments		10 Salvage and Subrogation Received		11 Total Net Paid (Cols. 4 - 5 + 6 - 7 + 8 - 9)
				4 Direct and Assumed	5 Ceded	6 Direct and Assumed	7 Ceded	8 Direct and Assumed	9 Ceded			
1. Prior	XXX	XXX	XXX	(4)	0	0	0	0	0	0	(4)	XXX
2. 1993	8,709	424	8,285	7,061	88	6	0	63	0	1	7,042	XXX
3. 1994	10,339	1,071	9,268	5,820	433	1	0	67	0	0	5,455	XXX
4. 1995	16,660	5,990	10,670	6,833	4,905	0	0	46	0	0	1,974	XXX
5. 1996	8,633	7,007	1,626	4,191	4,499	1	1	11	0	0	(297)	XXX
6. 1997	7,829	7,118	711	3,741	3,355	0	0	0	0	0	385	XXX
7. 1998	8,834	8,410	424	11,791	11,259	14	14	9	0	0	541	XXX
8. 1999	13,282	11,235	2,046	18,078	10,999	9	0	0	0	0	7,089	XXX
9. 2000	8,435	7,114	1,321	299	55	0	0	0	0	0	244	XXX
10. 2001	2,180	1,456	724	0	0	0	0	0	0	0	0	XXX
11. 2002	(1)	(17)	16	0	0	0	0	0	0	0	0	XXX
12. Totals	XXX	XXX	XXX	57,810	35,593	31	15	196	0	1	22,430	XXX

	Losses Unpaid				Defense and Cost Containment Unpaid				Adjusting and Other Unpaid		23 Salvage and Subrogation Anticipated	24 Total Net Losses and Expenses Unpaid	25 Number of Claims Outstanding - Direct and Assumed
	Case Basis		Bulk + IBNR		Case Basis		Bulk + IBNR		21 Direct and Assumed	22 Ceded			
	13 Direct and Assumed	14 Ceded	15 Direct and Assumed	16 Ceded	17 Direct and Assumed	18 Ceded	19 Direct and Assumed	20 Ceded					
1.	290	0	34	0	0	0	0	0	0	0	0	324	0
2.	102	0	40	0	0	0	0	0	0	0	0	143	0
3.	272	52	56	1	0	0	0	0	0	0	0	274	0
4.	303	303	72	69	0	0	0	0	0	0	0	3	0
5.	250	244	9	12	0	0	0	0	0	0	0	4	0
6.	482	476	9	10	0	0	0	0	0	0	0	4	0
7.	776	736	36	41	0	0	0	0	0	0	0	34	0
8.	1,423	1,165	26	27	0	0	0	0	0	0	0	256	0
9.	410	3	378	378	0	0	0	0	0	0	0	406	0
10.	0	0	9	9	0	0	0	0	0	0	0	0	0
11.	0	0	0	0	0	0	0	0	0	0	0	0	0
12.	4,307	2,981	668	548	0	0	0	0	0	0	0	1,446	0

	Total Losses and Loss Expenses Incurred			Loss and Loss Expense Percentage (Incurred/Premiums Earned)			Nontabular Discount		34 Inter-Company Pooling Participation Percentage	Net Balance Sheet Reserves After Discount	
	26 Direct and Assumed	27 Ceded	28 Net	29 Direct and Assumed	30 Ceded	31 Net	32 Loss	33 Loss Expense		35 Losses Unpaid	36 Loss Expenses Unpaid
1.	XXX	XXX	XXX	XXX	XXX	XXX	0	0	XXX	324	0
2.	7,273	88	7,185	83.5	20.7	86.7	0	0	83.7	143	0
3.	6,215	486	5,729	60.1	45.4	61.8	0	0	83.7	274	0
4.	7,253	5,276	1,977	43.5	88.1	18.5	0	0	83.7	3	0
5.	4,462	4,756	(294)	51.7	67.9	(18.1)	0	0	83.7	4	0
6.	4,232	3,842	390	54.1	54.0	54.8	0	0	83.7	4	0
7.	12,625	12,050	575	142.9	143.3	135.6	0	0	83.7	34	0
8.	19,536	12,192	7,344	147.1	108.5	358.9	0	0	83.7	256	0
9.	1,087	437	650	12.9	6.1	49.2	0	0	83.7	406	0
10.	9	9	0	0.4	0.6	0.0	0	0	83.7	0	0
11.	0	0	0	0.0	0.0	0.0	0	0	83.7	0	0
12.	XXX	XXX	XXX	XXX	XXX	XXX	0	0	XXX	1,446	0

**SCHEDULE P - PART 1N - REINSURANCE - NONPROPORTIONAL ASSUMED PROPERTY**

(\$000 Omitted)

Years in Which Premiums Were Earned and Losses Were Incurred	Premiums Earned			Loss and Loss Expense Payments						12 Number of Claims Reported - Direct and Assumed		
	1 Direct and Assumed	2 Ceded	3 Net (Cols. 1 - 2)	Loss Payments		Defense and Cost Containment Payments		Adjusting and Other Payments			10 Salvage and Subrogation Received	11 Total Net Paid (Cols. 4 - 5 + 6 - 7 + 8 - 9)
				4 Direct and Assumed	5 Ceded	6 Direct and Assumed	7 Ceded	8 Direct and Assumed	9 Ceded			
1. Prior	XXX	XXX	XXX	343	510	(15)	(10)	0	0	0	(172)	XXX
2. 1993	40,502	26,684	13,818	9,501	6,503	49	5	48	0	(7)	3,090	XXX
3. 1994	32,907	14,895	18,012	24,390	14,876	136	99	127	0	21	9,679	XXX
4. 1995	55,356	34,715	20,641	18,859	7,769	36	32	146	0	0	11,241	XXX
5. 1996	24,921	27,585	(2,664)	11,852	13,239	23	23	(229)	0	0	(1,616)	XXX
6. 1997	25,747	24,063	1,684	6,605	5,389	17	17	25	0	0	1,241	XXX
7. 1998	25,250	24,807	443	26,088	26,125	45	44	78	0	0	43	XXX
8. 1999	27,741	26,288	1,454	15,209	13,687	65	65	198	0	0	1,720	XXX
9. 2000	4,305	3,769	536	2,462	1,746	6	6	215	0	0	931	XXX
10. 2001	357	191	166	128	128	0	0	162	0	0	162	XXX
11. 2002	10,780	(171)	10,952	0	0	0	0	143	0	0	143	XXX
12. Totals	XXX	XXX	XXX	115,437	89,971	363	281	912	0	14	26,460	XXX

	Losses Unpaid				Defense and Cost Containment Unpaid				Adjusting and Other Unpaid		23 Salvage and Subrogation Anticipated	24 Total Net Losses and Expenses Unpaid	25 Number of Claims Outstanding - Direct and Assumed
	Case Basis		Bulk + IBNR		Case Basis		Bulk + IBNR		21 Direct and Assumed	22 Ceded			
	13 Direct and Assumed	14 Ceded	15 Direct and Assumed	16 Ceded	17 Direct and Assumed	18 Ceded	19 Direct and Assumed	20 Ceded					
1.	628	(690)	72	(315)	0	0	0	0	0	0	0	1,705	XXX
2.	330	76	83	0	0	0	0	0	0	0	0	337	XXX
3.	839	184	497	136	13	0	0	0	0	0	0	1,029	XXX
4.	192	189	598	493	0	0	0	0	0	0	0	107	XXX
5.	252	233	538	1,007	0	0	0	0	0	0	0	(449)	XXX
6.	379	374	690	990	1	1	0	0	0	0	0	(295)	XXX
7.	836	747	2,414	3,646	2	2	0	0	0	0	0	(1,142)	XXX
8.	2,102	1,867	2,023	2,050	1	1	0	0	0	0	0	207	XXX
9.	256	240	328	317	0	0	0	0	0	0	0	27	XXX
10.	120	120	2,115	2,094	0	0	0	0	0	0	0	21	XXX
11.	0	0	2	3	0	0	0	0	0	0	0	(2)	XXX
12.	5,934	3,339	9,359	10,422	17	4	0	0	0	0	0	1,546	XXX

	Total Losses and Loss Expenses Incurred			Loss and Loss Expense Percentage (Incurred/Premiums Earned)			Nontabular Discount		34 Inter-Company Pooling Participation Percentage	Net Balance Sheet Reserves After Discount	
	26 Direct and Assumed	27 Ceded	28 Net	29 Direct and Assumed	30 Ceded	31 Net	32 Loss	33 Loss Expense		35 Losses Unpaid	36 Loss Expenses Unpaid
1.	XXX	XXX	XXX	XXX	XXX	XXX	0	0	XXX	1,705	0
2.	10,011	6,584	3,427	24.7	24.7	24.8	0	0	83.7	337	0
3.	26,002	15,294	10,708	79.0	102.7	59.4	0	0	83.7	1,017	13
4.	19,832	8,483	11,348	35.8	24.4	55.0	0	0	83.7	107	0
5.	12,436	14,501	(2,065)	49.9	52.6	77.5	0	0	83.7	(449)	0
6.	7,717	6,771	946	30.0	28.1	56.2	0	0	83.7	(295)	0
7.	29,463	30,563	(1,099)	116.7	123.2	(248.2)	0	0	83.7	(1,142)	0
8.	19,598	17,671	1,927	70.6	67.2	132.6	0	0	83.7	207	0
9.	3,266	2,309	957	75.9	61.3	178.7	0	0	83.7	27	0
10.	2,525	2,342	183	706.3	1,225.4	110.0	0	0	83.7	21	0
11.	144	3	141	1.3	(2.0)	1.3	0	0	83.7	(2)	0
12.	XXX	XXX	XXX	XXX	XXX	XXX	0	0	XXX	1,533	13

**SCHEDULE P - PART 10 - REINSURANCE - NONPROPORTIONAL ASSUMED LIABILITY**

(\$000 Omitted)

Years in Which Premiums Were Earned and Losses Were Incurred	Premiums Earned			Loss and Loss Expense Payments						10 Salvage and Subrogation Received	11 Total Net Paid (Cols. 4 - 5 + 6 - 7 + 8 - 9)	12 Number of Claims Reported - Direct and Assumed
	1 Direct and Assumed	2 Ceded	3 Net (Cols. 1 - 2)	Loss Payments		Defense and Cost Containment Payments		Adjusting and Other Payments				
				4 Direct and Assumed	5 Ceded	6 Direct and Assumed	7 Ceded	8 Direct and Assumed	9 Ceded			
1. Prior	XXX	XXX	XXX	2,592	1,514	146	129	60	50	0	1,104	XXX
2. 1993	450	0	450	765	83	67	0	0	0	0	750	XXX
3. 1994	37	1	36	79	(6)	6	(1)	0	0	2	93	XXX
4. 1995	1,426	0	1,426	456	223	0	0	0	0	0	233	XXX
5. 1996	382	331	51	132	(1,195)	21	21	0	0	0	1,326	XXX
6. 1997	650	694	(44)	375	344	4	4	0	0	0	31	XXX
7. 1998	866	824	42	493	629	19	19	2,148	0	0	2,013	XXX
8. 1999	1,198	1,061	137	1,527	2,776	57	57	0	0	0	(1,249)	XXX
9. 2000	306	325	(19)	261	255	0	0	0	0	0	6	XXX
10. 2001	187	169	18	(12)	(12)	0	0	0	0	0	0	XXX
11. 2002	(87)	(104)	17	0	0	0	0	0	0	0	0	XXX
12. Totals	XXX	XXX	XXX	6,669	4,612	321	230	2,208	50	2	4,306	XXX

	Losses Unpaid				Defense and Cost Containment Unpaid				Adjusting and Other Unpaid		23 Salvage and Subrogation Anticipated	24 Total Net Losses and Expenses Unpaid	25 Number of Claims Outstanding - Direct and Assumed
	Case Basis		Bulk + IBNR		Case Basis		Bulk + IBNR		21 Direct and Assumed	22 Ceded			
	13 Direct and Assumed	14 Ceded	15 Direct and Assumed	16 Ceded	17 Direct and Assumed	18 Ceded	19 Direct and Assumed	20 Ceded					
1.	45,929	40,818	102,174	98,739	475	414	0	0	0	0	0	8,607	XXX
2.	334	19	1,107	565	0	0	0	0	0	0	0	858	XXX
3.	242	35	632	147	5	3	0	0	0	0	0	693	XXX
4.	197	16	517	(8)	0	0	0	0	0	0	0	706	XXX
5.	165	123	327	(361)	0	0	0	0	0	0	0	729	XXX
6.	228	45	327	(263)	0	0	0	0	0	0	0	772	XXX
7.	592	604	478	(1,221)	0	0	0	0	0	0	0	1,686	XXX
8.	738	730	546	359	0	0	0	0	0	0	0	195	XXX
9.	63	63	174	174	0	0	0	0	0	0	0	0	XXX
10.	3	3	0	0	0	0	0	0	0	0	0	0	XXX
11.	0	0	0	0	0	0	0	0	0	0	0	0	XXX
12.	48,491	42,456	106,282	98,132	480	417	0	0	0	0	0	14,247	XXX

	Total Losses and Loss Expenses Incurred			Loss and Loss Expense Percentage (Incurred/Premiums Earned)			Nontabular Discount		34 Inter-Company Pooling Participation Percentage	Net Balance Sheet Reserves After Discount	
	26 Direct and Assumed	27 Ceded	28 Net	29 Direct and Assumed	30 Ceded	31 Net	32 Loss	33 Loss Expense		35 Losses Unpaid	36 Loss Expenses Unpaid
1.	XXX	XXX	XXX	XXX	XXX	XXX	0	0	XXX	8,546	61
2.	2,274	666	1,608	505.3	0.0	357.3	0	0	83.7	858	0
3.	964	178	786	2,606.5	17,842.1	2,183.3	0	0	83.7	692	2
4.	1,170	232	939	82.1	0.0	65.8	0	0	83.7	706	0
5.	644	(1,411)	2,056	168.6	(426.4)	4,030.6	0	0	83.7	729	0
6.	934	131	803	143.7	18.9	(1,825.5)	0	0	83.7	772	0
7.	3,730	31	3,699	430.8	3.8	8,807.5	0	0	83.7	1,686	0
8.	2,869	3,922	(1,054)	239.5	369.7	(770.1)	0	0	83.7	195	0
9.	499	493	6	162.8	151.7	(29.8)	0	0	83.7	0	0
10.	(9)	(9)	0	(5.0)	(5.5)	0.0	0	0	83.7	0	0
11.	0	0	0	0.0	0.0	0.0	0	0	83.7	0	0
12.	XXX	XXX	XXX	XXX	XXX	XXX	0	0	XXX	14,185	63

**SCHEDULE P - PART 1P - REINSURANCE - NONPROPORTIONAL ASSUMED FINANCIAL LINES**

(\$000 Omitted)

Years in Which Premiums Were Earned and Losses Were Incurred	Premiums Earned			Loss and Loss Expense Payments						12 Number of Claims Reported - Direct and Assumed		
	1 Direct and Assumed	2 Ceded	3 Net (Cols. 1 - 2)	Loss Payments		Defense and Cost Containment Payments		Adjusting and Other Payments			10 Salvage and Subrogation Received	11 Total Net Paid (Cols. 4 - 5 + 6 - 7 + 8 - 9)
				4 Direct and Assumed	5 Ceded	6 Direct and Assumed	7 Ceded	8 Direct and Assumed	9 Ceded			
1. Prior	XXX	XXX	XXX	0	0	0	0	0	0	0	0	XXX
2. 1993	0	0	0	0	0	0	0	0	0	0	0	XXX
3. 1994	0	0	0	0	0	0	0	0	0	0	0	XXX
4. 1995	0	0	0	0	0	0	0	0	0	0	0	XXX
5. 1996	0	0	0	0	0	0	0	0	0	0	0	XXX
6. 1997	18	18	0	0	0	0	0	0	0	0	0	XXX
7. 1998	10	10	0	1	1	0	0	0	0	0	0	XXX
8. 1999	1	1	0	0	0	0	0	0	0	0	0	XXX
9. 2000	0	0	0	0	0	0	0	0	0	0	0	XXX
10. 2001	0	0	0	0	0	0	0	0	0	0	0	XXX
11. 2002	89	39	50	0	0	0	0	0	0	0	0	XXX
12. Totals	XXX	XXX	XXX	1	1	0	0	0	0	0	0	XXX

	Losses Unpaid				Defense and Cost Containment Unpaid				Adjusting and Other Unpaid		23 Salvage and Subrogation Anticipated	24 Total Net Losses and Expenses Unpaid	25 Number of Claims Outstanding - Direct and Assumed
	Case Basis		Bulk + IBNR		Case Basis		Bulk + IBNR		21 Direct and Assumed	22 Ceded			
	13 Direct and Assumed	14 Ceded	15 Direct and Assumed	16 Ceded	17 Direct and Assumed	18 Ceded	19 Direct and Assumed	20 Ceded					
1.	2	2	24	0	0	0	0	0	0	0	0	25	XXX
2.	0	0	0	0	0	0	0	0	0	0	0	0	XXX
3.	0	0	0	0	0	0	0	0	0	0	0	0	XXX
4.	0	0	0	0	0	0	0	0	0	0	0	0	XXX
5.	0	0	0	0	0	0	0	0	0	0	0	0	XXX
6.	0	0	0	0	0	0	0	0	0	0	0	0	XXX
7.	0	0	0	0	0	0	0	0	0	0	0	0	XXX
8.	0	0	0	0	0	0	0	0	0	0	0	0	XXX
9.	0	0	0	0	0	0	0	0	0	0	0	0	XXX
10.	0	0	0	0	0	0	0	0	0	0	0	0	XXX
11.	0	0	0	0	0	0	0	0	0	0	0	0	XXX
12.	2	2	24	0	0	0	0	0	0	0	0	25	XXX

	Total Losses and Loss Expenses Incurred			Loss and Loss Expense Percentage (Incurred/Premiums Earned)			Nontabular Discount		34 Inter-Company Pooling Participation Percentage	Net Balance Sheet Reserves After Discount	
	26 Direct and Assumed	27 Ceded	28 Net	29 Direct and Assumed	30 Ceded	31 Net	32 Loss	33 Loss Expense		35 Losses Unpaid	36 Loss Expenses Unpaid
1.	XXX	XXX	XXX	XXX	XXX	XXX	0	0	XXX	25	0
2.	0	0	0	0.0	0.0	0.0	0	0	83.7	0	0
3.	0	0	0	0.0	0.0	0.0	0	0	83.7	0	0
4.	0	0	0	0.0	0.0	0.0	0	0	83.7	0	0
5.	0	0	0	0.0	0.0	0.0	0	0	83.7	0	0
6.	0	0	0	0.0	0.0	0.0	0	0	83.7	0	0
7.	1	1	0	9.5	9.5	0.0	0	0	83.7	0	0
8.	0	0	0	0.0	0.0	0.0	0	0	83.7	0	0
9.	0	0	0	0.0	0.0	0.0	0	0	83.7	0	0
10.	0	0	0	0.0	0.0	0.0	0	0	83.7	0	0
11.	0	0	0	0.0	0.0	0.0	0	0	83.7	0	0
12.	XXX	XXX	XXX	XXX	XXX	XXX	0	0	XXX	25	0

**SCHEDULE P - PART 1R - SECTION 1 - PRODUCTS LIABILITY - OCCURRENCE**

(\$000 Omitted)

Years in Which Premiums Were Earned and Losses Were Incurred	Premiums Earned			Loss and Loss Expense Payments						10 Salvage and Subrogation Received	11 Total Net Paid (Cols. 4 - 5 + 6 - 7 + 8 - 9)	12 Number of Claims Reported - Direct and Assumed
	1 Direct and Assumed	2 Ceded	3 Net (Cols. 1 - 2)	Loss Payments		Defense and Cost Containment Payments		Adjusting and Other Payments				
				4 Direct and Assumed	5 Ceded	6 Direct and Assumed	7 Ceded	8 Direct and Assumed	9 Ceded			
1. Prior	XXX	XXX	XXX	6,849	6,132	1,714	1,392	6,909	1,270	356	6,678	XXX
2. 1993	53,856	11,935	41,921	32,313	5,762	21,995	4,998	9,244	1,468	434	51,325	2,580
3. 1994	46,072	6,801	39,270	25,544	2,523	16,725	2,569	9,029	157	229	46,049	1,997
4. 1995	40,597	14,472	26,125	19,453	4,135	10,024	1,229	5,854	(585)	159	30,551	1,422
5. 1996	36,195	4,232	31,963	11,620	2,855	6,566	1,019	5,743	(178)	54	20,232	1,224
6. 1997	33,554	3,640	29,913	9,041	3,628	6,516	2,197	4,568	141	25	14,160	1,650
7. 1998	29,535	379	29,156	8,304	5,805	6,944	3,361	4,027	809	57	9,300	1,128
8. 1999	28,362	608	27,754	2,142	111	1,243	39	469	0	21	3,704	313
9. 2000	30,337	800	29,537	991	0	801	2	461	0	5	2,251	229
10. 2001	35,706	1,192	34,513	384	0	219	1	296	2	7	896	179
11. 2002	43,117	1,344	41,773	139	0	78	0	184	1	0	400	136
12. Totals	XXX	XXX	XXX	116,779	30,950	72,826	16,808	46,783	3,084	1,347	185,547	XXX

	Losses Unpaid				Defense and Cost Containment Unpaid				Adjusting and Other Unpaid		23 Salvage and Subrogation Anticipated	24 Total Net Losses and Expenses Unpaid	25 Number of Claims Outstanding - Direct and Assumed
	Case Basis		Bulk + IBNR		Case Basis		Bulk + IBNR		21 Direct and Assumed	22 Ceded			
	13 Direct and Assumed	14 Ceded	15 Direct and Assumed	16 Ceded	17 Direct and Assumed	18 Ceded	19 Direct and Assumed	20 Ceded					
1.	10,233	10,946	6,374	4,592	2,584	2,536	5,647	5,035	3,918	715	1	4,931	878
2.	6,892	7,540	2,794	2,595	3,338	3,703	3,059	2,622	789	1,368	39	(955)	359
3.	3,210	1,912	3,800	3,350	3,341	3,432	2,780	2,393	1,425	1,798	93	1,671	536
4.	1,658	(869)	2,791	2,132	922	122	1,695	1,327	902	774	121	4,481	229
5.	1,608	43	2,125	1,208	784	236	1,196	718	253	456	129	3,305	149
6.	1,714	199	2,034	1,003	898	535	1,620	925	264	590	127	3,277	121
7.	4,127	415	2,474	254	874	(273)	1,837	59	217	(40)	225	9,114	155
8.	714	0	2,827	60	475	1	2,357	17	210	2	143	6,503	139
9.	1,819	4	3,836	90	512	5	2,892	(5)	187	(7)	165	9,159	101
10.	1,300	0	6,561	184	465	0	4,220	64	275	5	150	12,568	86
11.	938	13	9,505	354	294	3	5,230	42	364	4	261	15,916	78
12.	34,212	20,203	45,121	15,821	14,487	10,302	32,534	13,196	8,804	5,666	1,454	69,971	2,831

	Total Losses and Loss Expenses Incurred			Loss and Loss Expense Percentage (Incurred/Premiums Earned)			Nontabular Discount		34 Inter-Company Pooling Participation Percentage	Net Balance Sheet Reserves After Discount	
	26 Direct and Assumed	27 Ceded	28 Net	29 Direct and Assumed	30 Ceded	31 Net	32 Loss	33 Loss Expense		35 Losses Unpaid	36 Loss Expenses Unpaid
1.	XXX	XXX	XXX	XXX	XXX	XXX	0	0	XXX	1,069	3,862
2.	80,426	30,056	50,370	149.3	251.8	120.2	0	0	83.7	(449)	(506)
3.	65,855	18,135	47,720	142.9	266.6	121.5	0	0	83.7	1,748	(77)
4.	43,298	8,265	35,032	106.7	57.1	134.1	0	0	83.7	3,186	1,295
5.	29,895	6,358	23,537	82.6	150.2	73.6	0	0	83.7	2,482	823
6.	26,655	9,218	17,437	79.4	253.2	58.3	0	0	83.7	2,546	731
7.	28,804	10,390	18,414	97.5	2,741.4	63.2	0	0	83.7	5,932	3,182
8.	10,437	230	10,207	36.8	37.7	36.8	0	0	83.7	3,482	3,021
9.	11,499	88	11,410	37.9	11.0	38.6	0	0	83.7	5,561	3,599
10.	13,720	255	13,464	38.4	21.4	39.0	0	0	83.7	7,677	4,891
11.	16,731	416	16,315	38.8	31.0	39.1	0	0	83.7	10,077	5,839
12.	XXX	XXX	XXX	XXX	XXX	XXX	0	0	XXX	43,310	26,661

**SCHEDULE P - PART 1R - SECTION 2 - PRODUCTS LIABILITY - CLAIMS-MADE**

(\$000 Omitted)

Years in Which Premiums Were Earned and Losses Were Incurred	Premiums Earned			Loss and Loss Expense Payments						10 Salvage and Subrogation Received	11 Total Net Paid (Cols. 4 - 5 + 6 - 7 + 8 - 9)	12 Number of Claims Reported - Direct and Assumed
	1 Direct and Assumed	2 Ceded	3 Net (Cols. 1 - 2)	Loss Payments		Defense and Cost Containment Payments		Adjusting and Other Payments				
				4 Direct and Assumed	5 Ceded	6 Direct and Assumed	7 Ceded	8 Direct and Assumed	9 Ceded			
1. Prior	XXX	XXX	XXX	0	0	0	0	0	0	0	0	XXX
2. 1993	(20)	10	(30)	0	(9)	16	21	2	0	0	0	214
3. 1994	18	0	18	1	5	13	24	0	0	0	(15)	502
4. 1995	21	0	21	0	0	1	0	0	0	0	1	124
5. 1996	22	3	19	0	0	0	0	0	0	0	0	0
6. 1997	21	12	9	(2)	0	0	0	0	0	0	(2)	0
7. 1998	14	11	3	(1)	0	0	0	0	0	0	(1)	0
8. 1999	(659)	0	(659)	0	0	0	0	0	0	0	0	0
9. 2000	1	0	1	0	0	0	0	0	0	0	0	0
10. 2001	2	0	2	0	0	0	0	0	0	0	0	0
11. 2002	1	0	1	0	0	0	0	0	0	0	0	0
12. Totals	XXX	XXX	XXX	(2)	(4)	30	45	2	0	0	(11)	XXX

	Losses Unpaid				Defense and Cost Containment Unpaid				Adjusting and Other Unpaid		23 Salvage and Subrogation Anticipated	24 Total Net Losses and Expenses Unpaid	25 Number of Claims Outstanding - Direct and Assumed
	Case Basis		Bulk + IBNR		Case Basis		Bulk + IBNR		21 Direct and Assumed	22 Ceded			
	13 Direct and Assumed	14 Ceded	15 Direct and Assumed	16 Ceded	17 Direct and Assumed	18 Ceded	19 Direct and Assumed	20 Ceded					
1.	0	0	5	(15)	0	(2)	41	17	0	0	0	46	0
2.	0	0	3	(5)	0	0	16	(5)	0	0	0	28	0
3.	0	0	1	(5)	0	0	5	(4)	0	0	0	14	0
4.	0	0	0	0	0	0	0	0	0	0	0	0	0
5.	0	0	0	0	0	0	0	0	0	0	0	0	0
6.	0	0	0	0	0	0	0	0	0	0	0	0	0
7.	0	0	0	0	0	0	0	0	0	0	0	0	0
8.	0	0	0	0	0	0	0	0	0	0	0	0	0
9.	0	0	0	0	0	0	0	0	0	0	0	0	0
10.	0	0	0	0	0	0	0	0	0	0	0	1	0
11.	0	0	0	0	0	0	(1)	(1)	0	0	0	0	0
12.	0	0	9	(24)	0	(3)	62	8	0	0	0	90	0

	Total Losses and Loss Expenses Incurred			Loss and Loss Expense Percentage (Incurred/Premiums Earned)			Nontabular Discount		34 Inter-Company Pooling Participation Percentage	Net Balance Sheet Reserves After Discount	
	26 Direct and Assumed	27 Ceded	28 Net	29 Direct and Assumed	30 Ceded	31 Net	32 Loss	33 Loss Expense		35 Losses Unpaid	36 Loss Expenses Unpaid
1.	XXX	XXX	XXX	XXX	XXX	XXX	0	0	XXX	20	27
2.	36	2	34	(180.5)	20.2	(113.6)	0	0	83.7	8	20
3.	19	20	(1)	107.2	0.0	(5.0)	0	0	83.7	5	9
4.	1	0	1	5.2	0.0	5.2	0	0	83.7	0	0
5.	0	0	0	0.4	0.0	0.5	0	0	83.7	0	0
6.	(2)	0	(2)	(8.9)	0.0	(20.8)	0	0	83.7	0	0
7.	(1)	0	(1)	(6.1)	0.0	(28.5)	0	0	83.7	0	0
8.	0	0	0	0.0	0.0	0.0	0	0	83.7	0	0
9.	0	0	0	14.1	0.0	14.1	0	0	83.7	0	0
10.	1	0	1	26.1	0.0	26.1	0	0	83.7	0	0
11.	(1)	(1)	0	(48.2)	0.0	32.9	0	0	83.7	0	0
12.	XXX	XXX	XXX	XXX	XXX	XXX	0	0	XXX	33	57

**SCHEDULE P - PART 1S - FINANCIAL GUARANTY/MORTGAGE GUARANTY**

(\$000 Omitted)

Years in Which Premiums Were Earned and Losses Were Incurred	Premiums Earned			Loss and Loss Expense Payments						12 Number of Claims Reported - Direct and Assumed		
	1 Direct and Assumed	2 Ceded	3 Net (Cols. 1 - 2)	Loss Payments		Defense and Cost Containment Payments		Adjusting and Other Payments			10 Salvage and Subrogation Received	11 Total Net Paid (Cols. 4 - 5 + 6 - 7 + 8 - 9)
				4 Direct and Assumed	5 Ceded	6 Direct and Assumed	7 Ceded	8 Direct and Assumed	9 Ceded			
1. Prior	XXX	XXX	XXX	0	0	0	0	0	0	0	0	XXX
2. 2001	0	0	0	0	0	0	0	0	0	0	0	XXX
3. 2002	0	0	0	0	0	0	0	0	0	0	0	XXX
4. Totals	XXX	XXX	XXX	0	0	0	0	0	0	0	0	XXX

	Losses Unpaid				Defense and Cost Containment Unpaid				Adjusting and Other Unpaid		23 Salvage and Subrogation Anticipated	24 Total Net Losses and Expenses Unpaid	25 Number of Claims Outstanding - Direct and Assumed
	Case Basis		Bulk + IBNR		Case Basis		Bulk + IBNR		21 Direct and Assumed	22 Ceded			
	13 Direct and Assumed	14 Ceded	15 Direct and Assumed	16 Ceded	17 Direct and Assumed	18 Ceded	19 Direct and Assumed	20 Ceded					
1.	0	0	0	0	0	0	0	0	0	0	0	0	0
2.	0	0	0	0	0	0	0	0	0	0	0	0	0
3.	0	0	0	0	0	0	0	0	0	0	0	0	0
4.	0	0	0	0	0	0	0	0	0	0	0	0	0

	Total Losses and Loss Expenses Incurred			Loss and Loss Expense Percentage (Incurred/Premiums Earned)			Nontabular Discount		34 Inter-Company Pooling Participation Percentage	Net Balance Sheet Reserves After Discount	
	26 Direct and Assumed	27 Ceded	28 Net	29 Direct and Assumed	30 Ceded	31 Net	32 Losses	33 Loss Expense		35 Losses Unpaid	36 Loss Expenses Unpaid
1.	XXX	XXX	XXX	XXX	XXX	XXX	0	0	XXX	0	0
2.	0	0	0	0.0	0.0	0.0	0	0	0.0	0	0
3.	0	0	0	0.0	0.0	0.0	0	0	0.0	0	0
4.	XXX	XXX	XXX	XXX	XXX	XXX	0	0	XXX	0	0

**ANNUAL STATEMENT FOR THE YEAR 2002 OF THE NATIONWIDE MUTUAL INSURANCE COMPANY**

**SCHEDULE P - PART 2A - HOMEOWNERS/FARMOWNERS**

Years in Which Losses Were Incurred	INCURRED NET LOSSES AND DEFENSE AND COST CONTAINMENT EXPENSES REPORTED AT YEAR END (\$'000 OMITTED)										DEVELOPMENT		
	1 1993	2 1994	3 1995	4 1996	5 1997	6 1998	7 1999	8 2000	9 2001	10 2002	11 One Year	12 Two Year	
1. Prior	52,910	49,472	47,440	42,395	41,837	42,558	44,862	44,329	42,998	42,853	(145)	(1,476)	
2. 1993	294,320	285,521	286,680	286,214	285,961	286,129	286,550	288,415	287,905	287,117	(788)	(1,297)	
3. 1994	XXX	396,620	395,858	396,261	398,483	399,581	400,499	401,852	400,013	399,601	(412)	(2,251)	
4. 1995	XXX	XXX	349,242	358,745	358,936	361,639	366,096	366,271	366,959	365,459	(1,500)	(812)	
5. 1996	XXX	XXX	XXX	630,000	629,979	635,550	641,459	643,423	637,708	635,572	(2,136)	(7,851)	
6. 1997	XXX	XXX	XXX	XXX	424,960	405,538	412,727	414,960	412,078	409,747	(2,331)	(5,213)	
7. 1998	XXX	XXX	XXX	XXX	XXX	560,791	535,162	546,982	536,890	533,819	(3,071)	(13,163)	
8. 1999	XXX	XXX	XXX	XXX	XXX	XXX	913,050	949,973	920,871	913,504	(7,367)	(36,469)	
9. 2000	XXX	XXX	XXX	XXX	XXX	XXX	XXX	870,908	969,122	958,858	(10,264)	87,950	
10. 2001	XXX	XXX	XXX	XXX	XXX	XXX	XXX	XXX	945,245	944,322	(923)	XXX	
11. 2002	XXX	XXX	XXX	XXX	XXX	XXX	XXX	XXX	969,973	969,973	XXX	XXX	
											12. Totals	(28,937)	19,418

**SCHEDULE P - PART 2B - PRIVATE PASSENGER AUTO LIABILITY/MEDICAL**

1. Prior	802,595	741,447	697,344	694,312	700,696	702,846	714,991	745,427	740,260	730,042	(10,217)	(15,385)	
2. 1993	1,100,600	1,032,415	1,007,819	1,008,461	1,007,333	1,007,479	1,003,293	1,007,536	1,004,170	1,003,971	(199)	(3,565)	
3. 1994	XXX	1,155,005	1,106,400	1,102,076	1,106,387	1,109,796	1,104,046	1,111,116	1,110,023	1,108,488	(1,535)	(2,628)	
4. 1995	XXX	XXX	1,127,161	1,112,594	1,103,526	1,110,411	1,097,044	1,118,438	1,112,573	1,111,007	(1,566)	(7,431)	
5. 1996	XXX	XXX	XXX	1,209,105	1,205,649	1,215,020	1,201,985	1,218,523	1,212,197	1,209,682	(2,515)	(8,841)	
6. 1997	XXX	XXX	XXX	XXX	1,249,187	1,240,901	1,232,574	1,247,150	1,221,254	1,212,090	(9,164)	(35,060)	
7. 1998	XXX	XXX	XXX	XXX	XXX	1,293,585	1,253,860	1,274,265	1,237,633	1,218,416	(19,217)	(55,850)	
8. 1999	XXX	XXX	XXX	XXX	XXX	XXX	1,997,339	1,984,030	1,930,190	1,888,797	(41,393)	(95,233)	
9. 2000	XXX	XXX	XXX	XXX	XXX	XXX	XXX	2,024,304	2,118,386	2,040,951	(77,435)	16,647	
10. 2001	XXX	XXX	XXX	XXX	XXX	XXX	XXX	XXX	2,264,267	2,153,472	(110,795)	XXX	
11. 2002	XXX	XXX	XXX	XXX	XXX	XXX	XXX	XXX	2,134,260	2,134,260	XXX	XXX	
											12. Totals	(274,037)	(207,345)

**SCHEDULE P - PART 2C - COMMERCIAL AUTO/TRUCK LIABILITY/MEDICAL**

1. Prior	190,351	171,442	168,098	165,028	160,094	157,699	157,746	157,498	157,363	162,917	5,554	5,419	
2. 1993	182,461	183,490	178,132	172,469	173,184	171,139	171,659	169,848	169,801	171,184	1,383	1,336	
3. 1994	XXX	177,216	178,521	177,651	177,083	178,477	178,794	177,348	177,214	179,541	2,327	2,193	
4. 1995	XXX	XXX	170,978	163,905	162,149	159,786	159,463	160,273	158,494	160,687	2,193	413	
5. 1996	XXX	XXX	XXX	172,188	167,786	168,689	172,441	173,493	173,559	175,403	1,844	1,910	
6. 1997	XXX	XXX	XXX	XXX	163,877	171,072	184,531	189,597	189,271	187,725	(1,546)	(1,873)	
7. 1998	XXX	XXX	XXX	XXX	XXX	169,889	183,166	187,484	187,477	184,943	(2,534)	(2,542)	
8. 1999	XXX	XXX	XXX	XXX	XXX	XXX	204,576	209,853	210,804	210,291	(514)	437	
9. 2000	XXX	XXX	XXX	XXX	XXX	XXX	XXX	260,051	273,660	277,943	4,282	17,891	
10. 2001	XXX	XXX	XXX	XXX	XXX	XXX	XXX	XXX	248,775	242,218	(6,556)	XXX	
11. 2002	XXX	XXX	XXX	XXX	XXX	XXX	XXX	XXX	267,769	267,769	XXX	XXX	
											12. Totals	6,432	25,186

**SCHEDULE P - PART 2D- WORKERS' COMPENSATION**

1. Prior	1,259,357	1,210,271	1,177,328	1,212,865	1,248,471	1,108,549	991,246	966,892	963,590	957,547	(6,044)	(9,345)	
2. 1993	546,096	543,182	511,214	498,151	479,688	474,892	468,011	463,136	460,410	464,588	4,179	1,453	
3. 1994	XXX	492,982	450,094	423,722	402,371	399,647	393,507	388,918	388,723	387,685	(1,038)	(1,233)	
4. 1995	XXX	XXX	420,808	396,991	364,550	363,959	355,958	356,360	355,554	356,431	878	71	
5. 1996	XXX	XXX	XXX	407,288	369,734	378,997	372,124	372,342	371,840	371,202	(639)	(1,141)	
6. 1997	XXX	XXX	XXX	XXX	356,028	388,421	377,518	378,366	377,494	377,389	(106)	(977)	
7. 1998	XXX	XXX	XXX	XXX	XXX	424,865	415,770	421,299	421,933	421,580	(353)	281	
8. 1999	XXX	XXX	XXX	XXX	XXX	XXX	96,637	107,458	105,220	106,482	1,261	(976)	
9. 2000	XXX	XXX	XXX	XXX	XXX	XXX	XXX	88,584	105,431	106,746	1,314	18,162	
10. 2001	XXX	XXX	XXX	XXX	XXX	XXX	XXX	XXX	118,245	126,437	8,192	XXX	
11. 2002	XXX	XXX	XXX	XXX	XXX	XXX	XXX	XXX	127,634	127,634	XXX	XXX	
											12. Totals	7,645	6,295

**SCHEDULE P - PART 2E- COMMERCIAL MULTIPLE PERIL**

1. Prior	385,598	387,059	359,920	353,600	358,670	350,794	358,845	362,776	362,278	377,046	14,768	14,270	
2. 1993	255,680	258,656	250,531	249,434	251,443	258,823	264,468	265,783	265,809	264,857	(952)	(926)	
3. 1994	XXX	246,145	261,697	264,330	274,304	278,302	287,555	284,597	283,824	282,022	(1,802)	(2,575)	
4. 1995	XXX	XXX	268,139	284,046	291,978	292,728	301,727	302,868	301,338	298,932	(2,406)	(3,935)	
5. 1996	XXX	XXX	XXX	322,487	332,919	338,800	347,133	349,394	347,013	343,248	(3,765)	(6,146)	
6. 1997	XXX	XXX	XXX	XXX	320,815	312,945	315,142	315,990	306,228	302,235	(3,992)	(13,755)	
7. 1998	XXX	XXX	XXX	XXX	XXX	339,456	328,716	330,220	325,001	313,490	(11,511)	(16,730)	
8. 1999	XXX	XXX	XXX	XXX	XXX	XXX	430,696	430,953	415,676	404,923	(10,753)	(26,030)	
9. 2000	XXX	XXX	XXX	XXX	XXX	XXX	XXX	398,593	439,468	436,267	(3,201)	37,674	
10. 2001	XXX	XXX	XXX	XXX	XXX	XXX	XXX	XXX	452,568	443,919	(8,648)	XXX	
11. 2002	XXX	XXX	XXX	XXX	XXX	XXX	XXX	XXX	445,064	445,064	XXX	XXX	
											12. Totals	(32,262)	(18,154)

**ANNUAL STATEMENT FOR THE YEAR 2002 OF THE NATIONWIDE MUTUAL INSURANCE COMPANY**

**SCHEDULE P - PART 2F - SECTION 1 - MEDICAL MALPRACTICE - OCCURRENCE**

Years in Which Losses Were Incurred	INCURRED NET LOSSES AND DEFENSE AND COST CONTAINMENT EXPENSES REPORTED AT YEAR END (\$000 OMITTED)										DEVELOPMENT	
	1	2	3	4	5	6	7	8	9	10	11	12
	1993	1994	1995	1996	1997	1998	1999	2000	2001	2002	One Year	Two Year
1. Prior	45,530	51,452	52,753	51,640	51,108	52,295	52,294	52,298	52,291	52,299	9	1
2. 1993	118	59	97	88	34	30	28	27	26	24	(2)	(3)
3. 1994	XXX	79	60	41	33	20	20	19	15	12	(3)	(7)
4. 1995	XXX	XXX	70	51	32	11	7	4	0	(4)	(4)	(8)
5. 1996	XXX	XXX	XXX	72	80	37	17	5	(3)	(11)	(8)	(16)
6. 1997	XXX	XXX	XXX	XXX	182	589	788	797	1,177	1,173	(4)	376
7. 1998	XXX	XXX	XXX	XXX	XXX	175	144	391	375	303	(73)	(88)
8. 1999	XXX	XXX	XXX	XXX	XXX	XXX	219	1,025	1,768	1,590	(178)	565
9. 2000	XXX	XXX	XXX	XXX	XXX	XXX	XXX	1,606	2,095	2,510	415	903
10. 2001	XXX	XXX	XXX	XXX	XXX	XXX	XXX	XXX	371	759	387	XXX
11. 2002	XXX	XXX	XXX	XXX	XXX	XXX	XXX	XXX	XXX	671	XXX	XXX
<b>12. Totals</b>											<b>540</b>	<b>1,723</b>

**SCHEDULE P - PART 2F - SECTION 2 - MEDICAL MALPRACTICE - CLAIMS-MADE**

1. Prior	0	14	1	0	0	0	0	0	0	0	0	0
2. 1993	0	0	0	0	0	0	41	21	20	20	0	(1)
3. 1994	XXX	0	0	0	0	77	208	258	264	273	9	16
4. 1995	XXX	XXX	0	0	28	132	177	517	1,028	695	(333)	178
5. 1996	XXX	XXX	XXX	0	0	537	1,182	947	1,172	1,051	(121)	104
6. 1997	XXX	XXX	XXX	XXX	501	744	3,621	4,156	4,578	4,828	249	672
7. 1998	XXX	XXX	XXX	XXX	XXX	1,098	4,242	7,984	10,311	10,198	(113)	2,214
8. 1999	XXX	XXX	XXX	XXX	XXX	XXX	1,871	14,577	17,790	22,136	4,346	7,560
9. 2000	XXX	XXX	XXX	XXX	XXX	XXX	XXX	6,763	11,985	12,840	855	6,077
10. 2001	XXX	XXX	XXX	XXX	XXX	XXX	XXX	XXX	6,104	5,559	(544)	XXX
11. 2002	XXX	XXX	XXX	XXX	XXX	XXX	XXX	XXX	XXX	519	XXX	XXX
<b>12. Totals</b>											<b>4,348</b>	<b>16,819</b>

**SCHEDULE P - PART 2G - SPECIAL LIABILITY  
(OCEAN MARINE, AIRCRAFT (ALL PERILS), BOILER AND MACHINERY)**

1. Prior	8,845	11,438	11,134	11,256	10,528	9,924	9,922	10,238	10,291	10,203	(88)	(35)
2. 1993	5,835	9,622	9,684	10,388	9,811	9,750	9,626	9,524	9,543	8,553	(990)	(970)
3. 1994	XXX	4,630	9,763	5,582	8,566	8,473	8,564	8,476	8,593	8,287	(306)	(189)
4. 1995	XXX	XXX	908	1,080	1,499	1,607	1,929	1,942	1,991	1,619	(372)	(323)
5. 1996	XXX	XXX	XXX	(279)	272	432	740	719	719	695	(24)	(23)
6. 1997	XXX	XXX	XXX	XXX	(106)	(127)	408	418	413	382	(31)	(36)
7. 1998	XXX	XXX	XXX	XXX	XXX	(233)	77	330	404	365	(38)	36
8. 1999	XXX	XXX	XXX	XXX	XXX	XXX	1,082	539	802	716	(86)	177
9. 2000	XXX	XXX	XXX	XXX	XXX	XXX	XXX	1,875	1,341	1,178	(164)	(697)
10. 2001	XXX	XXX	XXX	XXX	XXX	XXX	XXX	XXX	2,279	2,762	483	XXX
11. 2002	XXX	XXX	XXX	XXX	XXX	XXX	XXX	XXX	XXX	6,598	XXX	XXX
<b>12. Totals</b>											<b>(1,616)</b>	<b>(2,061)</b>

**SCHEDULE P - PART 2H - SECTION 1 - OTHER LIABILITY - OCCURRENCE**

1. Prior	758,044	829,535	1,181,310	1,179,046	1,167,044	1,169,487	1,191,091	1,189,678	1,202,416	1,226,119	23,703	36,440
2. 1993	266,951	260,338	254,475	257,263	253,215	247,358	245,976	249,358	244,301	245,862	1,561	(3,496)
3. 1994	XXX	252,286	249,900	258,208	255,702	249,478	246,984	249,449	243,230	242,309	(921)	(7,140)
4. 1995	XXX	XXX	218,156	201,087	190,169	190,851	182,448	179,718	177,391	177,848	457	(1,870)
5. 1996	XXX	XXX	XXX	205,153	187,492	193,716	190,025	189,462	178,005	174,655	(3,350)	(14,807)
6. 1997	XXX	XXX	XXX	XXX	175,538	176,241	161,123	153,144	148,303	143,891	(4,411)	(9,253)
7. 1998	XXX	XXX	XXX	XXX	XXX	161,987	150,198	140,836	145,504	144,274	(1,230)	3,438
8. 1999	XXX	XXX	XXX	XXX	XXX	XXX	175,736	172,441	166,486	167,374	889	(5,067)
9. 2000	XXX	XXX	XXX	XXX	XXX	XXX	XXX	221,347	231,340	240,164	8,825	18,818
10. 2001	XXX	XXX	XXX	XXX	XXX	XXX	XXX	XXX	207,551	215,286	7,734	XXX
11. 2002	XXX	XXX	XXX	XXX	XXX	XXX	XXX	XXX	XXX	250,479	XXX	XXX
<b>12. Totals</b>											<b>33,257</b>	<b>17,064</b>

**SCHEDULE P - PART 2H - SECTION 2 - OTHER LIABILITY - CLAIMS-MADE**

1. Prior	59,129	62,289	68,836	65,425	98,059	101,639	101,091	100,785	101,350	101,452	102	667
2. 1993	638	148	7,307	7,269	7,061	6,858	6,888	5,674	5,726	5,754	28	80
3. 1994	XXX	92	10,827	10,669	10,827	10,351	10,569	9,960	10,340	10,414	74	454
4. 1995	XXX	XXX	11,500	13,266	15,202	15,283	16,263	10,880	11,953	12,166	213	1,286
5. 1996	XXX	XXX	XXX	14,396	19,540	19,763	17,978	18,523	18,772	19,347	575	824
6. 1997	XXX	XXX	XXX	XXX	19,712	30,405	30,761	28,121	27,707	28,578	871	457
7. 1998	XXX	XXX	XXX	XXX	XXX	26,098	29,087	27,872	29,230	29,353	123	1,481
8. 1999	XXX	XXX	XXX	XXX	XXX	XXX	26,974	18,040	16,749	17,108	359	(931)
9. 2000	XXX	XXX	XXX	XXX	XXX	XXX	XXX	51,539	50,131	51,531	1,400	(9)
10. 2001	XXX	XXX	XXX	XXX	XXX	XXX	XXX	XXX	20,230	21,845	1,615	XXX
11. 2002	XXX	XXX	XXX	XXX	XXX	XXX	XXX	XXX	XXX	28,011	XXX	XXX
<b>12. Totals</b>											<b>5,360</b>	<b>4,309</b>

**SCHEDULE P - PART 2I - SPECIAL PROPERTY (FIRE, ALLIED LINES, INLAND MARINE, EARTHQUAKE, BURGLARY, AND THEFT)**

Years in Which Losses Were Incurred	INCURRED NET LOSSES AND DEFENSE AND COST CONTAINMENT EXPENSES REPORTED AT YEAR END (\$000 OMITTED)										DEVELOPMENT	
	1	2	3	4	5	6	7	8	9	10	11	12
	1993	1994	1995	1996	1997	1998	1999	2000	2001	2002	One Year	Two Year
1. Prior	XXX	XXX	XXX	XXX	XXX	XXX	XXX	105,927	98,219	98,317	98	(7,610)
2. 2001	XXX	XXX	XXX	XXX	XXX	XXX	XXX	XXX	145,885	147,404	1,519	XXX
3. 2002	XXX	XXX	XXX	XXX	XXX	XXX	XXX	XXX	XXX	134,961	XXX	XXX
<b>4. Totals</b>											1,617	(7,610)

**SCHEDULE P - PART 2J - AUTO PHYSICAL DAMAGE**

1. Prior	XXX	XXX	XXX	XXX	XXX	XXX	XXX	93,580	83,691	87,147	3,456	(6,433)
2. 2001	XXX	XXX	XXX	XXX	XXX	XXX	XXX	XXX	1,423,019	1,382,696	(40,322)	XXX
3. 2002	XXX	XXX	XXX	XXX	XXX	XXX	XXX	XXX	XXX	1,364,879	XXX	XXX
<b>4. Totals</b>											(36,866)	(6,433)

**SCHEDULE P - PART 2K - FIDELITY, SURETY**

1. Prior	XXX	XXX	XXX	XXX	XXX	XXX	XXX	2,430	1,796	1,592	(204)	(838)
2. 2001	XXX	XXX	XXX	XXX	XXX	XXX	XXX	XXX	887	784	(103)	XXX
3. 2002	XXX	XXX	XXX	XXX	XXX	XXX	XXX	XXX	XXX	644	XXX	XXX
<b>4. Totals</b>											(306)	(838)

**SCHEDULE P - PART 2L - OTHER (INCLUDING CREDIT, ACCIDENT AND HEALTH)**

1. Prior	XXX	XXX	XXX	XXX	XXX	XXX	XXX	22,470	31,075	(3,219)	(34,294)	(25,689)
2. 2001	XXX	XXX	XXX	XXX	XXX	XXX	XXX	XXX	213,493	223,762	10,269	XXX
3. 2002	XXX	XXX	XXX	XXX	XXX	XXX	XXX	XXX	XXX	225,086	XXX	XXX
<b>4. Totals</b>											(24,025)	(25,689)

**SCHEDULE P - PART 2M - INTERNATIONAL**

1. Prior	1,183	3,273	3,324	214,600	212,226	213,594	214,224	214,153	214,223	213,887	(337)	(267)
2. 1993	5,167	6,788	7,279	7,321	7,289	7,340	7,285	7,286	7,307	7,122	(185)	(165)
3. 1994	XXX	1,464	4,596	5,496	5,504	5,470	5,564	5,634	5,668	5,662	(6)	28
4. 1995	XXX	XXX	1,008	1,929	1,927	1,926	1,939	1,942	1,942	1,931	(11)	(12)
5. 1996	XXX	XXX	XXX	(889)	(460)	(304)	(281)	(307)	(306)	(305)	1	2
6. 1997	XXX	XXX	XXX	XXX	33	147	438	393	395	390	(5)	(3)
7. 1998	XXX	XXX	XXX	XXX	XXX	(46)	521	606	628	566	(62)	(40)
8. 1999	XXX	XXX	XXX	XXX	XXX	XXX	4,300	8,000	7,753	7,344	(409)	(655)
9. 2000	XXX	XXX	XXX	XXX	XXX	XXX	XXX	24	650	650	0	627
10. 2001	XXX	XXX	XXX	XXX	XXX	XXX	XXX	XXX	0	0	0	XXX
11. 2002	XXX	XXX	XXX	XXX	XXX	XXX	XXX	XXX	XXX	0	XXX	XXX
<b>12. Totals</b>											(1,013)	(485)

**SCHEDULE P - PART 2N - REINSURANCE**  
**Nonproportional Assumed Property**

Years in Which Losses Were Incurred	INCURRED NET LOSSES AND DEFENSE AND COST CONTAINMENT EXPENSES REPORTED AT YEAR END (\$000 OMITTED)										DEVELOPMENT	
	1 1993	2 1994	3 1995	4 1996	5 1997	6 1998	7 1999	8 2000	9 2001	10 2002	11 One Year	12 Two Year
1. Prior	4,809	12,440	9,430	9,683	12,952	14,887	14,707	14,606	15,683	16,807	1,124	2,202
2. 1993	8,862	2,983	3,021	3,048	3,681	3,272	3,268	3,271	3,253	3,379	127	109
3. 1994	XXX	5,432	11,092	10,355	9,726	9,894	10,196	10,268	10,205	10,581	376	314
4. 1995	XXX	XXX	7,163	10,506	9,992	10,316	11,151	11,108	11,189	11,202	13	94
5. 1996	XXX	XXX	XXX	(2,307)	(3,100)	(2,797)	(1,125)	(1,109)	(989)	(1,836)	(847)	(728)
6. 1997	XXX	XXX	XXX	XXX	(1,924)	(1,086)	1,925	1,924	1,978	921	(1,057)	(1,003)
7. 1998	XXX	XXX	XXX	XXX	XXX	3,933	8,520	3,340	2,728	(1,177)	(3,905)	(4,517)
8. 1999	XXX	XXX	XXX	XXX	XXX	XXX	1,360	2,558	268	1,729	1,461	(829)
9. 2000	XXX	XXX	XXX	XXX	XXX	XXX	XXX	453	540	742	202	290
10. 2001	XXX	XXX	XXX	XXX	XXX	XXX	XXX	XXX	1	21	20	XXX
11. 2002	XXX	XXX	XXX	XXX	XXX	XXX	XXX	XXX	XXX	(2)	XXX	XXX
<b>12. Totals</b>											<b>(2,486)</b>	<b>(4,069)</b>

**SCHEDULE P - PART 2O - REINSURANCE**  
**Nonproportional Assumed Liability**

1. Prior	342,429	433,744	899,353	691,194	660,540	684,117	699,175	701,718	701,027	710,924	9,897	9,206
2. 1993	6,472	838	893	714	714	822	693	693	711	1,608	897	915
3. 1994	XXX	316	385	110	166	361	214	338	346	786	440	448
4. 1995	XXX	XXX	304	295	295	316	203	203	203	939	735	735
5. 1996	XXX	XXX	XXX	27	1,335	1,360	1,327	1,327	1,327	2,056	729	729
6. 1997	XXX	XXX	XXX	XXX	20	21	20	20	20	803	783	783
7. 1998	XXX	XXX	XXX	XXX	XXX	0	0	0	0	1,551	1,551	1,551
8. 1999	XXX	XXX	XXX	XXX	XXX	XXX	0	0	0	(1,054)	(1,054)	(1,054)
9. 2000	XXX	XXX	XXX	XXX	XXX	XXX	XXX	0	0	6	6	6
10. 2001	XXX	XXX	XXX	XXX	XXX	XXX	XXX	XXX	0	0	0	XXX
11. 2002	XXX	XXX	XXX	XXX	XXX	XXX	XXX	XXX	XXX	0	XXX	XXX
<b>12. Totals</b>											<b>13,984</b>	<b>13,320</b>

**SCHEDULE P - PART 2P - REINSURANCE**  
**Nonproportional Assumed Financial Lines**

1. Prior	0	0	0	0	0	0	17	17	(331)	(305)	25	(323)
2. 1993	0	0	0	0	0	0	0	0	0	0	0	0
3. 1994	XXX	0	0	0	0	0	0	0	0	0	0	0
4. 1995	XXX	XXX	0	0	0	0	0	0	0	0	0	0
5. 1996	XXX	XXX	XXX	0	0	0	0	0	0	0	0	0
6. 1997	XXX	XXX	XXX	XXX	0	0	0	0	0	0	0	0
7. 1998	XXX	XXX	XXX	XXX	XXX	0	0	0	0	0	0	0
8. 1999	XXX	XXX	XXX	XXX	XXX	XXX	0	0	0	0	0	0
9. 2000	XXX	XXX	XXX	XXX	XXX	XXX	XXX	0	0	0	0	0
10. 2001	XXX	XXX	XXX	XXX	XXX	XXX	XXX	XXX	0	0	0	XXX
11. 2002	XXX	XXX	XXX	XXX	XXX	XXX	XXX	XXX	XXX	0	XXX	XXX
<b>12. Totals</b>											<b>25</b>	<b>(323)</b>

ANNUAL STATEMENT FOR THE YEAR 2002 OF THE NATIONWIDE MUTUAL INSURANCE COMPANY

**SCHEDULE P - PART 2R - SECTION 1 - PRODUCTS LIABILITY - OCCURRENCE**

Years in Which Losses Were Incurred	INCURRED NET LOSSES AND DEFENSE AND COST CONTAINMENT EXPENSES REPORTED AT YEAR END (\$000 OMITTED)										DEVELOPMENT	
	1 1993	2 1994	3 1995	4 1996	5 1997	6 1998	7 1999	8 2000	9 2001	10 2002	11 One Year	12 Two Year
1. Prior	145,076	166,513	180,505	188,387	235,035	198,397	206,228	221,804	216,721	214,933	(1,788)	(6,871)
2. 1993	53,644	39,264	38,839	37,664	36,206	34,614	37,447	43,998	44,475	43,173	(1,302)	(826)
3. 1994	XXX	26,985	29,631	31,408	27,824	25,117	28,350	40,005	39,969	39,222	(747)	(784)
4. 1995	XXX	XXX	29,417	29,444	23,616	19,216	19,717	26,726	25,771	28,466	2,696	1,740
5. 1996	XXX	XXX	XXX	26,691	23,730	18,377	16,876	23,442	18,687	17,818	(869)	(5,623)
6. 1997	XXX	XXX	XXX	XXX	25,746	18,981	16,753	18,282	13,274	13,335	.61	(4,946)
7. 1998	XXX	XXX	XXX	XXX	XXX	18,850	16,858	15,620	12,733	14,939	2,206	(681)
8. 1999	XXX	XXX	XXX	XXX	XXX	XXX	18,792	16,197	11,199	9,531	(1,669)	(6,666)
9. 2000	XXX	XXX	XXX	XXX	XXX	XXX	XXX	15,687	12,664	10,755	(1,909)	(4,932)
10. 2001	XXX	XXX	XXX	XXX	XXX	XXX	XXX	XXX	13,660	12,901	(759)	XXX
11. 2002	XXX	XXX	XXX	XXX	XXX	XXX	XXX	XXX	XXX	15,773	XXX	XXX
12. Totals											(4,080)	(29,588)

**SCHEDULE P - PART 2R - SECTION 2 - PRODUCTS LIABILITY - CLAIMS-MADE**

1. Prior	321	1,709	1,359	1,598	1,961	1,971	1,954	1,965	1,963	1,964	1	(1)
2. 1993	213	401	548	13	24	31	30	32	32	32	0	0
3. 1994	XXX	35	826	(10)	157	(1)	(1)	(1)	(1)	(1)	0	0
4. 1995	XXX	XXX	2	1	2	1	1	1	1	1	0	0
5. 1996	XXX	XXX	XXX	0	2	2	1	1	0	0	0	(1)
6. 1997	XXX	XXX	XXX	XXX	13	(1)	(1)	(2)	(2)	(2)	0	0
7. 1998	XXX	XXX	XXX	XXX	XXX	0	0	0	(1)	(1)	0	(1)
8. 1999	XXX	XXX	XXX	XXX	XXX	XXX	1	1	1	0	0	0
9. 2000	XXX	XXX	XXX	XXX	XXX	XXX	XXX	0	0	0	0	0
10. 2001	XXX	XXX	XXX	XXX	XXX	XXX	XXX	XXX	1	1	0	XXX
11. 2002	XXX	XXX	XXX	XXX	XXX	XXX	XXX	XXX	XXX	0	XXX	XXX
12. Totals											0	(3)

**SCHEDULE P - PART 2S - FINANCIAL GUARANTY/MORTGAGE GUARANTY**

1. Prior	XXX	XXX	XXX	XXX	XXX	XXX	XXX	0	0	0	0	0
2. 2001	XXX	XXX	XXX	XXX	XXX	XXX	XXX	XXX	0	0	0	XXX
3. 2002	XXX	XXX	XXX	XXX	XXX	XXX	XXX	XXX	XXX	0	XXX	XXX
4. Totals											0	0

NONE

**ANNUAL STATEMENT FOR THE YEAR 2002 OF THE NATIONWIDE MUTUAL INSURANCE COMPANY**

**SCHEDULE P - PART 3A - HOMEOWNERS/FARMOWNERS**

Years in Which Losses Were Incurred	CUMULATIVE PAID NET LOSSES AND DEFENSE AND COST CONTAINMENT EXPENSES REPORTED AT YEAR END (\$000 OMITTED)										11	12
	1	2	3	4	5	6	7	8	9	10	Number of Claims Closed With Loss Payment	Number of Claims Closed Without Loss Payment
	1993	1994	1995	1996	1997	1998	1999	2000	2001	2002		
1. Prior	000	17,507	28,130	29,714	32,864	34,923	37,017	38,789	40,353	42,392	83,375	99
2. 1993	215,482	264,998	273,793	277,765	280,401	281,794	282,713	285,115	285,505	285,788	169,268	7,251
3. 1994	XXX	303,754	370,571	380,658	388,076	391,046	392,977	396,054	397,056	397,715	207,087	7,925
4. 1995	XXX	XXX	253,996	331,652	342,279	347,189	353,906	358,951	361,659	362,509	174,687	9,190
5. 1996	XXX	XXX	XXX	506,524	601,991	610,843	618,543	625,938	629,928	631,380	295,604	12,934
6. 1997	XXX	XXX	XXX	XXX	296,123	363,119	375,891	389,256	396,882	402,095	176,961	15,736
7. 1998	XXX	XXX	XXX	XXX	XXX	370,542	473,485	499,657	513,508	522,170	253,107	24,618
8. 1999	XXX	XXX	XXX	XXX	XXX	XXX	680,856	846,837	877,770	892,317	365,078	33,842
9. 2000	XXX	XXX	XXX	XXX	XXX	XXX	XXX	671,300	882,412	916,472	386,911	40,480
10. 2001	XXX	XXX	XXX	XXX	XXX	XXX	XXX	XXX	691,157	878,654	295,549	42,652
11. 2002	XXX	XXX	XXX	XXX	XXX	XXX	XXX	XXX	XXX	691,833	233,095	33,197

**SCHEDULE P - PART 3B - PRIVATE PASSENGER AUTO LIABILITY/MEDICAL**

1. Prior	000	294,242	460,837	536,223	576,308	561,149	558,437	567,883	572,064	577,812	224,236	541
2. 1993	375,248	683,854	836,780	914,081	963,307	979,897	990,009	997,418	999,817	1,000,908	413,566	73,800
3. 1994	XXX	428,063	770,840	914,079	1,009,269	1,049,076	1,077,756	1,092,802	1,099,962	1,103,450	448,228	83,119
4. 1995	XXX	XXX	441,961	760,162	914,084	986,564	1,046,060	1,082,176	1,096,332	1,103,286	465,685	87,966
5. 1996	XXX	XXX	XXX	492,394	836,957	953,885	1,068,580	1,149,145	1,179,355	1,195,525	509,592	87,238
6. 1997	XXX	XXX	XXX	XXX	490,639	735,720	924,071	1,078,760	1,146,700	1,179,485	566,231	95,448
7. 1998	XXX	XXX	XXX	XXX	XXX	283,038	695,530	947,994	1,085,122	1,155,090	657,920	109,788
8. 1999	XXX	XXX	XXX	XXX	XXX	XXX	794,293	1,366,893	1,614,708	1,754,922	824,881	123,938
9. 2000	XXX	XXX	XXX	XXX	XXX	XXX	XXX	878,996	1,495,326	1,745,350	916,527	148,715
10. 2001	XXX	XXX	XXX	XXX	XXX	XXX	XXX	XXX	928,128	1,553,789	911,059	150,373
11. 2002	XXX	XXX	XXX	XXX	XXX	XXX	XXX	XXX	XXX	907,801	660,710	119,957

**SCHEDULE P - PART 3C - COMMERCIAL AUTO/TRUCK LIABILITY/MEDICAL**

1. Prior	000	82,119	120,493	140,552	151,296	145,574	148,920	148,291	151,057	152,673	15,764	83
2. 1993	36,360	89,091	124,118	144,762	157,572	164,594	167,534	168,256	168,979	169,347	30,099	9,550
3. 1994	XXX	39,429	89,325	122,044	147,580	164,052	169,563	173,893	175,686	177,522	30,871	10,248
4. 1995	XXX	XXX	40,220	79,262	110,563	132,460	146,033	153,396	155,711	158,255	29,219	10,013
5. 1996	XXX	XXX	XXX	41,778	85,763	117,262	141,548	159,449	166,580	172,164	32,828	10,450
6. 1997	XXX	XXX	XXX	XXX	44,309	83,701	122,155	156,787	174,555	182,444	32,223	10,119
7. 1998	XXX	XXX	XXX	XXX	XXX	43,932	85,786	129,917	157,472	177,917	31,001	10,147
8. 1999	XXX	XXX	XXX	XXX	XXX	XXX	50,692	109,449	154,047	192,883	33,222	9,632
9. 2000	XXX	XXX	XXX	XXX	XXX	XXX	XXX	55,827	120,462	178,256	35,651	11,650
10. 2001	XXX	XXX	XXX	XXX	XXX	XXX	XXX	XXX	59,269	120,642	28,115	9,372
11. 2002	XXX	XXX	XXX	XXX	XXX	XXX	XXX	XXX	XXX	55,548	15,547	4,367

**SCHEDULE P - PART 3D - WORKERS' COMPENSATION**

1. Prior	000	166,267	291,531	359,172	420,962	780,272	790,697	803,228	817,151	829,031	56,143	1,031
2. 1993	110,670	229,089	303,308	336,751	357,226	427,671	430,699	433,641	435,932	440,420	176,092	57,523
3. 1994	XXX	90,815	205,015	250,433	278,550	358,543	361,078	364,399	367,230	369,316	78,884	22,062
4. 1995	XXX	XXX	86,336	173,188	220,361	321,280	326,299	330,521	334,252	337,260	77,575	22,660
5. 1996	XXX	XXX	XXX	90,372	180,651	325,320	334,965	341,544	347,459	351,970	76,749	22,460
6. 1997	XXX	XXX	XXX	XXX	89,738	324,542	335,090	345,737	353,194	357,788	79,386	43,546
7. 1998	XXX	XXX	XXX	XXX	XXX	344,229	364,791	381,365	393,397	399,540	65,318	36,817
8. 1999	XXX	XXX	XXX	XXX	XXX	XXX	24,566	53,363	70,243	79,688	20,331	4,696
9. 2000	XXX	XXX	XXX	XXX	XXX	XXX	XXX	22,239	55,593	73,010	19,615	4,178
10. 2001	XXX	XXX	XXX	XXX	XXX	XXX	XXX	XXX	29,996	68,568	16,870	3,749
11. 2002	XXX	XXX	XXX	XXX	XXX	XXX	XXX	XXX	XXX	30,247	7,679	1,962

**SCHEDULE P - PART 3E - COMMERCIAL MULTIPLE PERIL**

1. Prior	000	99,012	172,678	210,943	241,857	308,198	319,006	325,376	330,389	337,778	14,486	2,849
2. 1993	89,860	141,399	176,605	195,813	212,815	229,714	239,824	246,372	249,978	252,459	30,509	21,080
3. 1994	XXX	100,232	156,965	184,724	209,986	226,088	243,398	253,124	260,633	267,657	33,580	23,223
4. 1995	XXX	XXX	109,427	180,182	210,470	222,739	242,956	260,262	270,516	276,997	33,155	23,647
5. 1996	XXX	XXX	XXX	141,461	214,804	226,822	255,563	286,736	303,443	316,498	39,973	27,153
6. 1997	XXX	XXX	XXX	XXX	121,839	162,001	186,830	221,526	245,695	263,447	33,595	19,554
7. 1998	XXX	XXX	XXX	XXX	XXX	111,278	178,100	215,752	245,464	260,880	34,783	21,479
8. 1999	XXX	XXX	XXX	XXX	XXX	XXX	178,904	262,501	305,937	336,856	39,070	24,641
9. 2000	XXX	XXX	XXX	XXX	XXX	XXX	XXX	189,290	298,035	343,242	41,171	22,901
10. 2001	XXX	XXX	XXX	XXX	XXX	XXX	XXX	XXX	208,072	297,864	35,441	21,115
11. 2002	XXX	XXX	XXX	XXX	XXX	XXX	XXX	XXX	XXX	180,832	21,958	14,209

**ANNUAL STATEMENT FOR THE YEAR 2002 OF THE NATIONWIDE MUTUAL INSURANCE COMPANY**

**SCHEDULE P - PART 3F - SECTION 1 - MEDICAL MALPRACTICE - OCCURRENCE**

Years in Which Losses Were Incurred	CUMULATIVE PAID NET LOSSES AND DEFENSE AND COST CONTAINMENT EXPENSES REPORTED AT YEAR END (\$000 OMITTED)										11	12
	1	2	3	4	5	6	7	8	9	10	Number of Claims Closed With Loss Payment	Number of Claims Closed Without Loss Payment
	1993	1994	1995	1996	1997	1998	1999	2000	2001	2002		
1. Prior	.000	10,031	23,191	26,721	31,312	52,130	52,119	52,125	52,125	52,125	17	3
2. 1993	.1	.1	.3	.1	.2	(2)	.21	.21	.21	.21	.4	.6
3. 1994	XXX	.0	.6	.4	10	.8	.8	.8	.8	.8	.1	.3
4. 1995	XXX	XXX	.0	(3)	(3)	(7)	(7)	(7)	(7)	(7)	.0	.1
5. 1996	XXX	XXX	XXX	.0	.0	(13)	(14)	(14)	(14)	(14)	.0	.0
6. 1997	XXX	XXX	XXX	XXX	.1	220	662	680	1,084	1,088	.1	.4
7. 1998	XXX	XXX	XXX	XXX	XXX	(54)	(57)	(51)	.7	.7	.1	.2
8. 1999	XXX	XXX	XXX	XXX	XXX	XXX	.1	.42	.626	.633	.1	.1
9. 2000	XXX	XXX	XXX	XXX	XXX	XXX	XXX	.16	.33	.74	.2	.9
10. 2001	XXX	XXX	XXX	XXX	XXX	XXX	XXX	XXX	.19	.237	.4	.1
11. 2002	XXX	XXX	XXX	XXX	XXX	XXX	XXX	XXX	XXX	.41	.0	.0

**SCHEDULE P - PART 3F - SECTION 2 - MEDICAL MALPRACTICE - CLAIMS-MADE**

1. Prior	.000	.0	.0	.0	.0	.0	.0	.0	.0	.0	.0	.0
2. 1993	.0	.0	.0	.0	.0	.0	.0	.18	.20	.20	.0	.3
3. 1994	XXX	.0	.0	.0	.0	(23)	(23)	200	216	221	.1	.3
4. 1995	XXX	XXX	.0	.0	.0	(42)	.66	258	377	694	.3	.7
5. 1996	XXX	XXX	XXX	.0	.0	.134	.300	.729	1,255	1,282	.12	.28
6. 1997	XXX	XXX	XXX	XXX	.1	(56)	1,284	2,247	3,390	4,582	.24	.84
7. 1998	XXX	XXX	XXX	XXX	XXX	(338)	.21	2,868	6,286	9,246	.43	.161
8. 1999	XXX	XXX	XXX	XXX	XXX	XXX	.217	2,103	8,298	14,222	.62	.201
9. 2000	XXX	XXX	XXX	XXX	XXX	XXX	XXX	.63	3,698	6,086	.50	.100
10. 2001	XXX	XXX	XXX	XXX	XXX	XXX	XXX	XXX	.86	623	.6	.7
11. 2002	XXX	XXX	XXX	XXX	XXX	XXX	XXX	XXX	XXX	.6	.3	.1

**SCHEDULE P - PART 3G - SPECIAL LIABILITY  
(OCEAN MARINE, AIRCRAFT (ALL PERILS), BOILER AND MACHINERY)**

1. Prior	.000	2,154	3,866	4,988	5,428	9,167	9,289	9,603	9,612	9,685	XXX	XXX
2. 1993	2,176	6,349	7,909	8,851	9,215	9,076	9,167	9,263	9,282	8,384	XXX	XXX
3. 1994	XXX	1,359	5,037	6,798	7,470	7,269	7,318	7,357	7,528	7,385	XXX	XXX
4. 1995	XXX	XXX	.348	1,389	1,466	1,455	1,472	1,530	1,538	1,580	XXX	XXX
5. 1996	XXX	XXX	XXX	(169)	293	533	693	709	708	720	XXX	XXX
6. 1997	XXX	XXX	XXX	XXX	(231)	.135	.261	.300	.341	.351	XXX	XXX
7. 1998	XXX	XXX	XXX	XXX	XXX	.407	.433	.458	.461	.461	XXX	XXX
8. 1999	XXX	XXX	XXX	XXX	XXX	XXX	.344	.704	.966	1,026	XXX	XXX
9. 2000	XXX	XXX	XXX	XXX	XXX	XXX	XXX	.473	.601	.591	XXX	XXX
10. 2001	XXX	XXX	XXX	XXX	XXX	XXX	XXX	XXX	.583	1,973	XXX	XXX
11. 2002	XXX	XXX	XXX	XXX	XXX	XXX	XXX	XXX	XXX	2,006	XXX	XXX

**SCHEDULE P - PART 3H - SECTION 1 - OTHER LIABILITY - OCCURRENCE**

1. Prior	.000	247,994	437,593	581,675	701,221	1,039,816	1,080,730	1,130,982	1,147,420	1,155,236	19,598	2,410
2. 1993	8,511	42,087	98,211	141,026	172,826	198,727	210,630	227,599	231,358	236,754	10,507	11,357
3. 1994	XXX	12,093	57,914	99,920	149,534	175,969	199,025	218,042	228,078	231,896	9,465	9,373
4. 1995	XXX	XXX	11,468	31,631	65,099	103,281	124,711	145,721	155,197	162,178	7,380	9,455
5. 1996	XXX	XXX	XXX	15,173	40,976	73,198	104,586	134,943	150,288	161,918	8,151	10,438
6. 1997	XXX	XXX	XXX	XXX	14,423	27,731	45,763	80,487	106,718	122,376	8,192	11,382
7. 1998	XXX	XXX	XXX	XXX	XXX	8,087	16,236	53,584	87,701	113,948	7,901	11,414
8. 1999	XXX	XXX	XXX	XXX	XXX	XXX	14,871	43,042	77,202	114,749	7,945	6,684
9. 2000	XXX	XXX	XXX	XXX	XXX	XXX	XXX	17,501	49,440	99,255	9,434	7,046
10. 2001	XXX	XXX	XXX	XXX	XXX	XXX	XXX	XXX	23,977	61,528	7,616	5,897
11. 2002	XXX	XXX	XXX	XXX	XXX	XXX	XXX	XXX	XXX	26,710	4,042	2,911

**SCHEDULE P - PART 3H - SECTION 2 - OTHER LIABILITY - CLAIMS-MADE**

1. Prior	.000	12,025	24,545	31,391	54,861	100,107	100,426	100,579	100,940	100,978	2,322	106
2. 1993	.4	.53	2,582	4,443	5,493	5,632	5,825	6,238	6,445	6,458	1,365	3,518
3. 1994	XXX	.9	2,909	5,774	7,668	8,332	9,257	9,669	9,904	10,578	1,847	5,108
4. 1995	XXX	XXX	.824	4,557	7,978	9,132	11,505	13,868	15,551	16,168	2,206	3,023
5. 1996	XXX	XXX	XXX	.840	5,285	10,898	13,064	15,426	16,993	17,940	1,030	1,849
6. 1997	XXX	XXX	XXX	XXX	.879	16,811	22,817	27,436	29,952	31,003	389	1,155
7. 1998	XXX	XXX	XXX	XXX	XXX	8,196	13,507	20,711	26,519	30,371	332	974
8. 1999	XXX	XXX	XXX	XXX	XXX	XXX	2,828	8,742	17,245	21,990	224	783
9. 2000	XXX	XXX	XXX	XXX	XXX	XXX	XXX	1,255	9,701	16,707	137	370
10. 2001	XXX	XXX	XXX	XXX	XXX	XXX	XXX	XXX	1,691	8,701	48	196
11. 2002	XXX	XXX	XXX	XXX	XXX	XXX	XXX	XXX	XXX	1,553	12	33

**SCHEDULE P - PART 3I - SPECIAL PROPERTY  
(FIRE, ALLIED LINES, INLAND MARINE, EARTHQUAKE, BURGLARY, AND THEFT)**

Years in Which Losses Were Incurred	CUMULATIVE PAID NET LOSSES AND DEFENSE AND COST CONTAINMENT EXPENSES REPORTED AT YEAR END (\$000 OMITTED)										11	12
	1	2	3	4	5	6	7	8	9	10	Number of Claims Closed With Loss Payment	Number of Claims Closed Without Loss Payment
	1993	1994	1995	1996	1997	1998	1999	2000	2001	2002		
1. Prior	XXX	XXX	XXX	XXX	XXX	XXX	XXX	.000	55,700	74,481	XXX	XXX
2. 2001	XXX	XXX	XXX	XXX	XXX	XXX	XXX	XXX	110,200	138,879	XXX	XXX
3. 2002	XXX	XXX	XXX	XXX	XXX	XXX	XXX	XXX	XXX	101,133	XXX	XXX

**SCHEDULE P - PART 3J - AUTO PHYSICAL DAMAGE**

1. Prior	XXX	XXX	XXX	XXX	XXX	XXX	XXX	.000	99,442	101,454	174,207	5,732
2. 2001	XXX	XXX	XXX	XXX	XXX	XXX	XXX	XXX	1,288,192	1,390,942	1,249,091	14,000
3. 2002	XXX	XXX	XXX	XXX	XXX	XXX	XXX	XXX	XXX	1,264,403	1,025,450	9,320

**SCHEDULE P - PART 3K - FIDELITY/SURETY**

1. Prior	XXX	XXX	XXX	XXX	XXX	XXX	XXX	.000	271	494	XXX	XXX
2. 2001	XXX	XXX	XXX	XXX	XXX	XXX	XXX	XXX	265	496	XXX	XXX
3. 2002	XXX	XXX	XXX	XXX	XXX	XXX	XXX	XXX	XXX	63	XXX	XXX

**SCHEDULE P - PART 3L - OTHER (INCLUDING CREDIT, ACCIDENT AND HEALTH)**

1. Prior	XXX	XXX	XXX	XXX	XXX	XXX	XXX	.000	18,681	(6,403)	XXX	XXX
2. 2001	XXX	XXX	XXX	XXX	XXX	XXX	XXX	XXX	193,108	223,371	XXX	XXX
3. 2002	XXX	XXX	XXX	XXX	XXX	XXX	XXX	XXX	XXX	223,308	XXX	XXX

**SCHEDULE P - PART 3M - INTERNATIONAL**

1. Prior	.000	.938	1,224	5,382	15,470	212,336	213,356	213,541	213,567	213,563	XXX	XXX
2. 1993	1,190	4,898	6,641	6,738	6,905	6,809	6,890	6,964	6,962	6,979	XXX	XXX
3. 1994	XXX	793	3,365	4,926	5,117	5,154	5,270	5,346	5,376	5,388	XXX	XXX
4. 1995	XXX	XXX	390	1,927	1,930	1,934	1,935	1,938	1,937	1,928	XXX	XXX
5. 1996	XXX	XXX	XXX	(931)	(475)	(298)	(285)	(302)	(302)	(308)	XXX	XXX
6. 1997	XXX	XXX	XXX	XXX	16	160	385	389	390	385	XXX	XXX
7. 1998	XXX	XXX	XXX	XXX	XXX	16	530	581	591	532	XXX	XXX
8. 1999	XXX	XXX	XXX	XXX	XXX	XXX	3,782	6,684	7,074	7,089	XXX	XXX
9. 2000	XXX	XXX	XXX	XXX	XXX	XXX	XXX	25	230	244	XXX	XXX
10. 2001	XXX	XXX	XXX	XXX	XXX	XXX	XXX	XXX	.0	.0	XXX	XXX
11. 2002	XXX	XXX	XXX	XXX	XXX	XXX	XXX	XXX	XXX	0	XXX	XXX

**SCHEDULE P - PART 3N - REINSURANCE**  
**Nonproportional Assumed Property**

Years in Which Losses Were Incurred	CUMULATIVE PAID NET LOSSES AND DEFENSE AND COST CONTAINMENT EXPENSES REPORTED AT YEAR END (\$000 OMITTED)										11	12
	1	2	3	4	5	6	7	8	9	10	Number of Claims Closed With Loss Payment	Number of Claims Closed Without Loss Payment
	1993	1994	1995	1996	1997	1998	1999	2000	2001	2002		
1. Prior	000	2,428	3,856	4,774	5,407	14,399	14,015	13,930	15,275	15,102	XXX	XXX
2. 1993	326	1,722	2,456	3,010	3,079	3,085	3,099	3,056	3,069	3,042	XXX	XXX
3. 1994	XXX	7,465	4,762	7,642	8,309	8,457	8,941	9,243	9,434	9,552	XXX	XXX
4. 1995	XXX	XXX	1,407	10,892	10,892	11,078	11,097	11,093	11,094	11,095	XXX	XXX
5. 1996	XXX	XXX	XXX	(1,882)	(1,807)	(1,456)	(1,427)	(1,426)	(1,427)	(1,387)	XXX	XXX
6. 1997	XXX	XXX	XXX	XXX	366	1,186	1,233	1,233	1,278	1,217	XXX	XXX
7. 1998	XXX	XXX	XXX	XXX	XXX	(823)	(435)	(346)	(136)	(36)	XXX	XXX
8. 1999	XXX	XXX	XXX	XXX	XXX	XXX	350	402	418	1,522	XXX	XXX
9. 2000	XXX	XXX	XXX	XXX	XXX	XXX	XXX	349	630	715	XXX	XXX
10. 2001	XXX	XXX	XXX	XXX	XXX	XXX	XXX	XXX	0	0	XXX	XXX
11. 2002	XXX	XXX	XXX	XXX	XXX	XXX	XXX	XXX	XXX	0	XXX	XXX

**SCHEDULE P - PART 3O - REINSURANCE**  
**Nonproportional Assumed Liability**

1. Prior	000	45,844	109,224	277,713	301,977	680,462	699,243	701,463	701,222	702,317	XXX	XXX
2. 1993	354	555	720	714	714	805	693	693	693	750	XXX	XXX
3. 1994	XXX	131	(9)	69	103	219	146	156	179	93	XXX	XXX
4. 1995	XXX	XXX	70	295	295	398	203	203	203	233	XXX	XXX
5. 1996	XXX	XXX	XXX	27	1,335	1,360	1,327	1,327	1,327	1,326	XXX	XXX
6. 1997	XXX	XXX	XXX	XXX	20	20	20	20	20	31	XXX	XXX
7. 1998	XXX	XXX	XXX	XXX	XXX	0	0	0	0	(135)	XXX	XXX
8. 1999	XXX	XXX	XXX	XXX	XXX	XXX	0	0	0	(1,249)	XXX	XXX
9. 2000	XXX	XXX	XXX	XXX	XXX	XXX	XXX	0	0	6	XXX	XXX
10. 2001	XXX	XXX	XXX	XXX	XXX	XXX	XXX	XXX	0	0	XXX	XXX
11. 2002	XXX	XXX	XXX	XXX	XXX	XXX	XXX	XXX	XXX	0	XXX	XXX

**SCHEDULE P - PART 3P - REINSURANCE**  
**Nonproportional Assumed Financial Lines**

1. Prior	000	0	0	0	0	0	18	18	(330)	(330)	XXX	XXX
2. 1993	0	0	0	0	0	0	0	0	0	0	XXX	XXX
3. 1994	XXX	0	0	0	0	0	0	0	0	0	XXX	XXX
4. 1995	XXX	XXX	0	0	0	0	0	0	0	0	XXX	XXX
5. 1996	XXX	XXX	XXX	0	0	0	0	0	0	0	XXX	XXX
6. 1997	XXX	XXX	XXX	XXX	0	0	0	0	0	0	XXX	XXX
7. 1998	XXX	XXX	XXX	XXX	XXX	0	0	0	0	0	XXX	XXX
8. 1999	XXX	XXX	XXX	XXX	XXX	XXX	0	0	0	0	XXX	XXX
9. 2000	XXX	XXX	XXX	XXX	XXX	XXX	XXX	0	0	0	XXX	XXX
10. 2001	XXX	XXX	XXX	XXX	XXX	XXX	XXX	XXX	0	0	XXX	XXX
11. 2002	XXX	XXX	XXX	XXX	XXX	XXX	XXX	XXX	XXX	0	XXX	XXX

ANNUAL STATEMENT FOR THE YEAR 2002 OF THE NATIONWIDE MUTUAL INSURANCE COMPANY

**SCHEDULE P - PART 3R - SECTION 1 - PRODUCTS LIABILITY - OCCURRENCE**

Years in Which Losses Were Incurred	CUMULATIVE PAID NET LOSSES AND DEFENSE AND COST CONTAINMENT EXPENSES REPORTED AT YEAR END (\$000 OMITTED)										11	12
	1	2	3	4	5	6	7	8	9	10	Number of Claims Closed With Loss Payment	Number of Claims Closed Without Loss Payment
	1993	1994	1995	1996	1997	1998	1999	2000	2001	2002		
1. Prior	.000	33,754	77,857	99,255	122,930	176,365	183,183	211,267	212,166	213,205	1,740	558
2. 1993	.839	3,685	9,161	14,464	19,635	29,758	31,324	41,964	42,252	43,549	998	1,223
3. 1994	.XXX	498	2,945	5,442	9,972	17,847	20,132	34,974	36,641	37,178	554	907
4. 1995	.XXX	.XXX	749	1,990	3,402	12,147	12,885	21,168	22,359	24,113	519	674
5. 1996	.XXX	.XXX	.XXX	526	1,373	6,826	5,995	12,811	13,340	14,311	420	656
6. 1997	.XXX	.XXX	.XXX	.XXX	709	6,123	2,852	7,723	8,929	9,732	491	1,038
7. 1998	.XXX	.XXX	.XXX	.XXX	.XXX	6,010	2,288	3,113	4,431	6,082	274	700
8. 1999	.XXX	.XXX	.XXX	.XXX	.XXX	.XXX	64	782	1,982	3,235	77	97
9. 2000	.XXX	.XXX	.XXX	.XXX	.XXX	.XXX	.XXX	101	1,023	1,790	44	84
10. 2001	.XXX	.XXX	.XXX	.XXX	.XXX	.XXX	.XXX	.XXX	272	602	32	61
11. 2002	.XXX	.XXX	.XXX	.XXX	.XXX	.XXX	.XXX	.XXX	.XXX	217	22	36

**SCHEDULE P - PART 3R - SECTION 2 - PRODUCTS LIABILITY - CLAIMS-MADE**

1. Prior	.000	1,209	1,233	1,597	1,847	1,918	1,918	1,918	1,918	1,918	126	1
2. 1993	.6	14	29	11	11	4	4	4	4	4	27	187
3. 1994	.XXX	.9	15	(12)	(12)	(15)	(15)	(15)	(15)	(15)	316	186
4. 1995	.XXX	.XXX	.0	.1	.1	.1	.1	.1	.1	.1	63	61
5. 1996	.XXX	.XXX	.XXX	.0	.0	.0	.0	.0	.0	.0	.0	.0
6. 1997	.XXX	.XXX	.XXX	.XXX	.0	(2)	(2)	(2)	(2)	(2)	.0	.0
7. 1998	.XXX	.XXX	.XXX	.XXX	.XXX	(1)	(1)	(1)	(1)	(1)	.0	.0
8. 1999	.XXX	.XXX	.XXX	.XXX	.XXX	.XXX	.0	.0	.0	.0	.0	.0
9. 2000	.XXX	.XXX	.XXX	.XXX	.XXX	.XXX	.XXX	.0	.0	.0	.0	.0
10. 2001	.XXX	.XXX	.XXX	.XXX	.XXX	.XXX	.XXX	.XXX	.0	.0	.0	.0
11. 2002	.XXX	.XXX	.XXX	.XXX	.XXX	.XXX	.XXX	.XXX	.XXX	0	0	0

**SCHEDULE P - PART 3S - FINANCIAL GUARANTY/MORTGAGE GUARANTY**

1. Prior	.XXX	.XXX	.XXX	.XXX	.XXX	.XXX	.XXX	.000	.0	.0	.XXX	.XXX
2. 2001	.XXX	.XXX	.XXX	.XXX	.XXX	.XXX	.XXX	.XXX	.0	.0	.XXX	.XXX
3. 2002	.XXX	.XXX	.XXX	.XXX	.XXX	.XXX	.XXX	.XXX	.XXX	0	.XXX	.XXX

**NONE**

**ANNUAL STATEMENT FOR THE YEAR 2002 OF THE NATIONWIDE MUTUAL INSURANCE COMPANY**

**SCHEDULE P - PART 4A - HOMEOWNERS/FARMOWNERS**

Years in Which Losses Were Incurred	BULK AND IBNR RESERVES ON NET LOSSES AND DEFENSE AND COST CONTAINMENT EXPENSES REPORTED AT YEAR END (\$000 OMITTED)									
	1	2	3	4	5	6	7	8	9	10
	1993	1994	1995	1996	1997	1998	1999	2000	2001	2002
1. Prior	17,775	11,266	5,070	3,711	2,609	2,823	3,815	2,493	985	(756)
2. 1993	43,200	7,239	3,412	2,517	1,421	1,075	1,109	850	878	1,090
3. 1994	XXX	48,548	8,686	3,402	2,471	2,377	2,293	1,994	1,298	897
4. 1995	XXX	XXX	49,146	8,750	4,733	3,175	2,508	1,845	2,595	1,095
5. 1996	XXX	XXX	XXX	66,889	7,775	7,893	7,561	6,434	3,525	1,716
6. 1997	XXX	XXX	XXX	XXX	72,026	17,512	12,622	9,185	6,507	3,712
7. 1998	XXX	XXX	XXX	XXX	XXX	109,329	22,047	18,156	8,532	3,828
8. 1999	XXX	XXX	XXX	XXX	XXX	XXX	112,764	35,833	18,231	8,998
9. 2000	XXX	XXX	XXX	XXX	XXX	XXX	XXX	101,547	35,919	13,415
10. 2001	XXX	XXX	XXX	XXX	XXX	XXX	XXX	XXX	114,185	24,339
11. 2002	XXX	XXX	XXX	XXX	XXX	XXX	XXX	XXX	XXX	128,144

**SCHEDULE P - PART 4B - PRIVATE PASSENGER AUTO LIABILITY/MEDICAL**

1. Prior	262,767	116,941	39,205	28,174	20,867	18,397	18,404	15,916	13,587	2,731
2. 1993	355,707	129,585	44,351	20,302	9,716	6,598	5,223	4,843	1,535	1,379
3. 1994	XXX	343,511	107,343	47,860	19,849	11,131	7,882	5,344	3,030	1,301
4. 1995	XXX	XXX	308,657	115,028	53,297	30,761	15,156	10,332	4,439	2,067
5. 1996	XXX	XXX	XXX	326,028	135,602	85,865	39,738	20,440	10,411	3,799
6. 1997	XXX	XXX	XXX	XXX	367,319	213,734	103,056	51,072	23,807	7,109
7. 1998	XXX	XXX	XXX	XXX	XXX	494,077	218,528	116,156	51,184	13,834
8. 1999	XXX	XXX	XXX	XXX	XXX	XXX	464,030	229,237	120,408	32,495
9. 2000	XXX	XXX	XXX	XXX	XXX	XXX	XXX	584,364	264,974	86,800
10. 2001	XXX	XXX	XXX	XXX	XXX	XXX	XXX	XXX	651,721	214,335
11. 2002	XXX	XXX	XXX	XXX	XXX	XXX	XXX	XXX	XXX	539,094

**SCHEDULE P - PART 4C - COMMERCIAL AUTO/TRUCK LIABILITY/MEDICAL**

1. Prior	80,890	37,252	15,241	4,893	2,104	3,129	1,867	1,601	656	4,328
2. 1993	94,351	52,561	27,152	10,956	7,889	2,268	1,009	282	(11)	940
3. 1994	XXX	84,184	42,496	23,496	11,996	4,634	1,986	1,567	847	1,458
4. 1995	XXX	XXX	81,196	41,405	23,272	10,097	3,796	3,254	725	1,464
5. 1996	XXX	XXX	XXX	73,706	37,277	17,447	8,710	5,207	2,070	1,772
6. 1997	XXX	XXX	XXX	XXX	66,790	39,917	21,229	11,669	4,716	1,444
7. 1998	XXX	XXX	XXX	XXX	XXX	70,092	42,120	21,336	10,032	958
8. 1999	XXX	XXX	XXX	XXX	XXX	XXX	81,627	41,171	13,447	(1,809)
9. 2000	XXX	XXX	XXX	XXX	XXX	XXX	XXX	112,396	67,048	41,230
10. 2001	XXX	XXX	XXX	XXX	XXX	XXX	XXX	XXX	103,497	48,776
11. 2002	XXX	XXX	XXX	XXX	XXX	XXX	XXX	XXX	XXX	125,993

**SCHEDULE P - PART 4D - WORKERS' COMPENSATION**

1. Prior	462,705	353,023	284,671	289,519	338,642	120,305	111,161	77,547	60,405	48,289
2. 1993	270,739	166,246	111,270	82,473	58,453	27,388	22,827	16,598	11,718	12,184
3. 1994	XXX	241,553	132,949	90,260	58,816	20,113	16,529	11,560	10,020	7,760
4. 1995	XXX	XXX	212,622	125,536	76,791	21,125	13,938	10,366	8,956	7,225
5. 1996	XXX	XXX	XXX	199,174	101,849	27,407	15,836	10,996	10,334	7,983
6. 1997	XXX	XXX	XXX	XXX	149,674	31,676	16,188	13,116	10,141	8,291
7. 1998	XXX	XXX	XXX	XXX	XXX	43,508	17,966	13,368	11,008	8,619
8. 1999	XXX	XXX	XXX	XXX	XXX	XXX	28,940	22,834	13,387	10,473
9. 2000	XXX	XXX	XXX	XXX	XXX	XXX	XXX	36,248	19,277	13,006
10. 2001	XXX	XXX	XXX	XXX	XXX	XXX	XXX	XXX	41,041	20,708
11. 2002	XXX	XXX	XXX	XXX	XXX	XXX	XXX	XXX	XXX	41,430

**SCHEDULE P - PART 4E - COMMERCIAL MULTIPLE PERIL**

1. Prior	251,775	196,900	124,094	95,988	78,860	15,099	14,429	20,436	17,185	27,706
2. 1993	106,371	78,115	41,764	28,332	14,922	8,103	7,771	7,781	8,153	5,580
3. 1994	XXX	90,327	59,231	40,395	27,523	17,864	15,633	14,721	11,012	6,909
4. 1995	XXX	XXX	93,906	59,980	41,446	31,682	21,539	19,316	15,042	9,320
5. 1996	XXX	XXX	XXX	107,064	71,743	64,429	40,609	28,818	20,668	11,897
6. 1997	XXX	XXX	XXX	XXX	130,325	96,924	59,283	35,508	26,289	15,070
7. 1998	XXX	XXX	XXX	XXX	XXX	133,791	83,829	54,058	36,082	21,269
8. 1999	XXX	XXX	XXX	XXX	XXX	XXX	149,903	89,876	57,192	32,176
9. 2000	XXX	XXX	XXX	XXX	XXX	XXX	XXX	116,134	73,232	42,557
10. 2001	XXX	XXX	XXX	XXX	XXX	XXX	XXX	XXX	138,098	78,706
11. 2002	XXX	XXX	XXX	XXX	XXX	XXX	XXX	XXX	XXX	150,186

**ANNUAL STATEMENT FOR THE YEAR 2002 OF THE NATIONWIDE MUTUAL INSURANCE COMPANY**

**SCHEDULE P - PART 4F - SECTION 1 - MEDICAL MALPRACTICE - OCCURRENCE**

Years in Which Losses Were Incurred	BULK AND IBNR RESERVES ON NET LOSSES AND DEFENSE AND COST CONTAINMENT EXPENSES REPORTED AT YEAR END (\$000 OMITTED)									
	1	2	3	4	5	6	7	8	9	10
	1993	1994	1995	1996	1997	1998	1999	2000	2001	2002
1. Prior	21,177	21,174	17,516	13,299	10,239	173	172	173	166	174
2. 1993	69	58	34	24	16	11	8	6	5	3
3. 1994	XXX	78	52	37	23	12	13	12	7	4
4. 1995	XXX	XXX	70	54	35	18	14	12	7	4
5. 1996	XXX	XXX	XXX	70	59	47	31	19	11	3
6. 1997	XXX	XXX	XXX	XXX	83	268	76	87	93	84
7. 1998	XXX	XXX	XXX	XXX	XXX	145	199	366	369	296
8. 1999	XXX	XXX	XXX	XXX	XXX	XXX	182	524	890	709
9. 2000	XXX	XXX	XXX	XXX	XXX	XXX	XXX	1,066	1,402	742
10. 2001	XXX	XXX	XXX	XXX	XXX	XXX	XXX	XXX	260	268
11. 2002	XXX	XXX	XXX	XXX	XXX	XXX	XXX	XXX	XXX	187

**SCHEDULE P - PART 4F - SECTION 2 - MEDICAL MALPRACTICE - CLAIMS-MADE**

1. Prior	0	(4)	0	0	0	0	0	0	0	0
2. 1993	0	0	0	0	0	0	0	0	0	0
3. 1994	XXX	0	0	0	0	0	0	0	0	0
4. 1995	XXX	XXX	0	0	0	0	0	0	0	0
5. 1996	XXX	XXX	XXX	0	0	0	0	0	0	0
6. 1997	XXX	XXX	XXX	XXX	423	164	324	307	313	(29)
7. 1998	XXX	XXX	XXX	XXX	XXX	75	220	61	(68)	54
8. 1999	XXX	XXX	XXX	XXX	XXX	XXX	113	787	343	346
9. 2000	XXX	XXX	XXX	XXX	XXX	XXX	XXX	2,986	1,693	2,603
10. 2001	XXX	XXX	XXX	XXX	XXX	XXX	XXX	XXX	4,967	2,690
11. 2002	XXX	XXX	XXX	XXX	XXX	XXX	XXX	XXX	XXX	513

**SCHEDULE P - PART 4G - SPECIAL LIABILITY  
(OCEAN MARINE, AIRCRAFT (ALL PERILS), BOILER AND MACHINERY)**

1. Prior	4,397	5,177	4,457	2,931	2,813	59	56	61	102	64
2. 1993	1,539	756	456	226	111	107	65	58	60	9
3. 1994	XXX	1,283	2,088	(1,630)	582	815	960	928	933	782
4. 1995	XXX	XXX	162	(449)	(84)	15	380	334	385	9
5. 1996	XXX	XXX	XXX	(184)	(290)	(212)	47	11	18	(11)
6. 1997	XXX	XXX	XXX	XXX	103	(486)	8	21	19	(11)
7. 1998	XXX	XXX	XXX	XXX	XXX	(576)	(343)	(71)	(16)	(44)
8. 1999	XXX	XXX	XXX	XXX	XXX	XXX	371	5	(2)	(135)
9. 2000	XXX	XXX	XXX	XXX	XXX	XXX	XXX	576	330	153
10. 2001	XXX	XXX	XXX	XXX	XXX	XXX	XXX	XXX	930	155
11. 2002	XXX	XXX	XXX	XXX	XXX	XXX	XXX	XXX	XXX	3,154

**SCHEDULE P - PART 4H - SECTION 1 - OTHER LIABILITY - OCCURRENCE**

1. Prior	473,750	336,162	499,423	399,758	298,619	39,454	41,572	37,584	35,146	50,477
2. 1993	222,483	161,083	97,135	65,221	41,332	20,083	14,431	8,673	5,350	3,356
3. 1994	XXX	200,012	136,068	96,719	58,141	35,755	21,397	15,466	7,167	3,844
4. 1995	XXX	XXX	177,048	123,668	79,746	43,792	26,529	18,187	10,381	6,483
5. 1996	XXX	XXX	XXX	161,870	104,607	73,032	43,723	29,228	14,087	5,968
6. 1997	XXX	XXX	XXX	XXX	133,074	105,402	64,315	34,090	17,981	4,815
7. 1998	XXX	XXX	XXX	XXX	XXX	125,121	85,845	48,565	29,630	12,787
8. 1999	XXX	XXX	XXX	XXX	XXX	XXX	121,837	71,696	40,856	17,854
9. 2000	XXX	XXX	XXX	XXX	XXX	XXX	XXX	159,513	119,250	84,870
10. 2001	XXX	XXX	XXX	XXX	XXX	XXX	XXX	XXX	137,100	92,529
11. 2002	XXX	XXX	XXX	XXX	XXX	XXX	XXX	XXX	XXX	175,589

**SCHEDULE P - PART 4H - SECTION 2 - OTHER LIABILITY - CLAIMS-MADE**

1. Prior	24,375	27,508	23,591	16,176	19,093	759	101	(14)	(10)	(27)
2. 1993	527	67	2,243	1,016	415	295	252	(116)	(115)	(119)
3. 1994	XXX	44	3,762	2,000	1,173	581	252	(210)	(249)	(259)
4. 1995	XXX	XXX	5,259	3,199	2,232	1,261	1,062	(1,631)	(1,408)	(1,387)
5. 1996	XXX	XXX	XXX	8,003	8,418	4,082	1,080	1,145	531	433
6. 1997	XXX	XXX	XXX	XXX	12,881	6,421	1,459	618	(377)	(165)
7. 1998	XXX	XXX	XXX	XXX	XXX	9,597	5,697	(607)	(2,281)	(3,520)
8. 1999	XXX	XXX	XXX	XXX	XXX	XXX	15,896	1,356	(4,954)	(8,045)
9. 2000	XXX	XXX	XXX	XXX	XXX	XXX	XXX	29,797	21,287	18,234
10. 2001	XXX	XXX	XXX	XXX	XXX	XXX	XXX	XXX	10,433	4,241
11. 2002	XXX	XXX	XXX	XXX	XXX	XXX	XXX	XXX	XXX	19,533

**SCHEDULE P - PART 4I - SPECIAL PROPERTY  
(FIRE, ALLIED LINES, INLAND MARINE, EARTHQUAKE, BURGLARY AND THEFT)**

Years in Which Losses Were Incurred	BULK AND IBNR RESERVES ON NET LOSSES AND DEFENSE AND COST CONTAINMENT EXPENSES REPORTED AT YEAR END (\$000 OMITTED)									
	1	2	3	4	5	5	7	8	9	10
	1993	1994	1995	1996	1997	1998	1999	2000	2001	2002
1. Prior	XXX	XXX	XXX	XXX	XXX	XXX	XXX	39,932	9,224	7,001
2. 2001	XXX	XXX	XXX	XXX	XXX	XXX	XXX	XXX	13,700	3,656
3. 2002	XXX	XXX	XXX	XXX	XXX	XXX	XXX	XXX	XXX	10,515

**SCHEDULE P - PART 4J - AUTO PHYSICAL DAMAGE**

1. Prior	XXX	XXX	XXX	XXX	XXX	XXX	XXX	87,052	(5,480)	(3,436)
2. 2001	XXX	XXX	XXX	XXX	XXX	XXX	XXX	XXX	115,839	(6,828)
3. 2002	XXX	XXX	XXX	XXX	XXX	XXX	XXX	XXX	XXX	81,601

**SCHEDULE P - PART 4K - FIDELITY/SURETY**

1. Prior	XXX	XXX	XXX	XXX	XXX	XXX	XXX	1,080	258	(59)
2. 2001	XXX	XXX	XXX	XXX	XXX	XXX	XXX	XXX	457	282
3. 2002	XXX	XXX	XXX	XXX	XXX	XXX	XXX	XXX	XXX	539

**SCHEDULE P - PART 4L - OTHER (INCLUDING CREDIT, ACCIDENT AND HEALTH)**

1. Prior	XXX	XXX	XXX	XXX	XXX	XXX	XXX	15,793	9,855	2,477
2. 2001	XXX	XXX	XXX	XXX	XXX	XXX	XXX	XXX	14,228	286
3. 2002	XXX	XXX	XXX	XXX	XXX	XXX	XXX	XXX	XXX	975

**SCHEDULE P - PART 4M - INTERNATIONAL**

1. Prior	0	156	62	175,311	171,551	52	35	29	35	34
2. 1993	195	5	31	12	5	1	46	28	42	40
3. 1994	XXX	10	49	76	48	77	79	53	56	55
4. 1995	XXX	XXX	(22)	0	(6)	(11)	1	3	2	3
5. 1996	XXX	XXX	XXX	42	20	(15)	(1)	(3)	(2)	(3)
6. 1997	XXX	XXX	XXX	XXX	17	(13)	8	(1)	(1)	(1)
7. 1998	XXX	XXX	XXX	XXX	XXX	(62)	(9)	(17)	(3)	(6)
8. 1999	XXX	XXX	XXX	XXX	XXX	XXX	(13)	(9)	(1)	(2)
9. 2000	XXX	XXX	XXX	XXX	XXX	XXX	XXX	(2)	0	0
10. 2001	XXX	XXX	XXX	XXX	XXX	XXX	XXX	XXX	0	0
11. 2002	XXX	XXX	XXX	XXX	XXX	XXX	XXX	XXX	XXX	0

**SCHEDULE P - PART 4N - REINSURANCE**

**Nonproportional Assumed Property**

Years in Which Losses Were Incurred	BULK AND IBNR RESERVES ON NET LOSSES AND DEFENSE AND COST CONTAINMENT EXPENSES REPORTED AT YEAR END (\$000 OMITTED)									
	1	2	3	4	5	6	7	8	9	10
	1993	1994	1995	1996	1997	1998	1999	2000	2001	2002
1. Prior	0	485	175	118	153	92	94	94	90	387
2. 1993	3,553	190	132	19	363	54	34	84	26	83
3. 1994	XXX	1,172	3,144	1,147	67	234	346	305	185	361
4. 1995	XXX	XXX	3,444	500	(979)	(713)	90	92	71	104
5. 1996	XXX	XXX	XXX	(434)	(1,883)	(1,401)	243	260	284	(468)
6. 1997	XXX	XXX	XXX	XXX	(2,698)	(2,676)	313	312	322	(301)
7. 1998	XXX	XXX	XXX	XXX	XXX	3,108	7,596	2,334	1,543	(1,232)
8. 1999	XXX	XXX	XXX	XXX	XXX	XXX	1,057	2,106	(163)	(27)
9. 2000	XXX	XXX	XXX	XXX	XXX	XXX	XXX	45	(126)	11
9. 2001	XXX	XXX	XXX	XXX	XXX	XXX	XXX	XXX	1	21
11. 2002	XXX	XXX	XXX	XXX	XXX	XXX	XXX	XXX	XXX	(2)

**SCHEDULE P - PART 4O - REINSURANCE**

**Nonproportional Assumed Liability**

1. Prior	152,150	192,469	575,780	245,593	202,111	3,428	(123)	(317)	(307)	3,435
2. 1993	2,497	0	36	0	0	17	0	0	0	542
3. 1994	XXX	45	113	0	0	35	0	0	0	485
4. 1995	XXX	XXX	118	0	0	(82)	0	0	0	525
5. 1996	XXX	XXX	XXX	0	0	0	0	0	0	688
6. 1997	XXX	XXX	XXX	XXX	0	0	0	0	0	589
7. 1998	XXX	XXX	XXX	XXX	XXX	0	0	0	0	1,699
8. 1999	XXX	XXX	XXX	XXX	XXX	XXX	0	0	0	187
9. 2000	XXX	XXX	XXX	XXX	XXX	XXX	XXX	0	0	0
9. 2001	XXX	XXX	XXX	XXX	XXX	XXX	XXX	XXX	0	0
11. 2002	XXX	XXX	XXX	XXX	XXX	XXX	XXX	XXX	XXX	0

**SCHEDULE P - PART 4P - REINSURANCE**

**Nonproportional Assumed Financial Lines**

1. Prior	0	0	0	0	0	0	0	0	0	24
2. 1993	0	0	0	0	0	0	0	0	0	0
3. 1994	XXX	0	0	0	0	0	0	0	0	0
4. 1995	XXX	XXX	0	0	0	0	0	0	0	0
5. 1996	XXX	XXX	XXX	0	0	0	0	0	0	0
6. 1997	XXX	XXX	XXX	XXX	0	0	0	0	0	0
7. 1998	XXX	XXX	XXX	XXX	XXX	0	0	0	0	0
8. 1999	XXX	XXX	XXX	XXX	XXX	XXX	0	0	0	0
9. 2000	XXX	XXX	XXX	XXX	XXX	XXX	XXX	0	0	0
9. 2001	XXX	XXX	XXX	XXX	XXX	XXX	XXX	XXX	0	0
11. 2002	XXX	XXX	XXX	XXX	XXX	XXX	XXX	XXX	XXX	0

ANNUAL STATEMENT FOR THE YEAR 2002 OF THE NATIONWIDE MUTUAL INSURANCE COMPANY

**SCHEDULE P - PART 4R - SECTION 1 - PRODUCTS LIABILITY - OCCURRENCE**

Years in Which Losses Were Incurred	BULK AND IBNR RESERVES ON NET LOSSES AND DEFENSE AND COST CONTAINMENT EXPENSES REPORTED AT YEAR END (\$000 OMITTED)									
	1 1993	2 1994	3 1995	4 1996	5 1997	6 1998	7 1999	8 2000	9 2001	10 2002
1. Prior	112,689	100,055	71,083	56,986	87,970	5,565	6,204	5,193	3,206	2,394
2. 1993	50,372	31,224	22,816	16,113	11,684	2,077	1,464	1,078	551	636
3. 1994	XXX	24,783	23,076	19,780	12,099	2,250	2,367	2,100	1,157	837
4. 1995	XXX	XXX	26,109	23,877	15,911	3,776	3,250	2,418	1,702	1,027
5. 1996	XXX	XXX	XXX	24,173	18,925	8,510	6,106	4,563	2,314	1,395
6. 1997	XXX	XXX	XXX	XXX	23,457	10,981	9,707	8,000	2,249	1,726
7. 1998	XXX	XXX	XXX	XXX	XXX	12,060	12,794	10,579	4,641	3,998
8. 1999	XXX	XXX	XXX	XXX	XXX	XXX	17,692	15,186	7,558	5,108
9. 2000	XXX	XXX	XXX	XXX	XXX	XXX	XXX	14,608	9,905	6,644
10. 2001	XXX	XXX	XXX	XXX	XXX	XXX	XXX	XXX	12,597	10,534
11. 2002	XXX	XXX	XXX	XXX	XXX	XXX	XXX	XXX	XXX	14,340

**SCHEDULE P - PART 4R - SECTION 2 - PRODUCTS LIABILITY - CLAIMS-MADE**

1. Prior	292	405	124	1	34	53	36	47	45	44
2. 1993	204	44	514	2	8	27	26	28	28	28
3. 1994	XXX	24	661	2	14	14	14	14	14	14
4. 1995	XXX	XXX	2	0	1	0	0	0	0	0
5. 1996	XXX	XXX	XXX	0	2	2	1	1	0	0
6. 1997	XXX	XXX	XXX	XXX	13	1	1	0	0	0
7. 1998	XXX	XXX	XXX	XXX	XXX	1	1	1	0	0
8. 1999	XXX	XXX	XXX	XXX	XXX	XXX	1	1	1	0
9. 2000	XXX	XXX	XXX	XXX	XXX	XXX	XXX	0	0	0
10. 2001	XXX	XXX	XXX	XXX	XXX	XXX	XXX	XXX	1	1
11. 2002	XXX	XXX	XXX	XXX	XXX	XXX	XXX	XXX	XXX	0

**SCHEDULE P - PART 4S - FINANCIAL GUARANTY/MORTGAGE GUARANTY**

1. Prior	XXX	XXX	XXX	XXX	XXX	XXX	XXX	0	0	0
2. 2001	XXX	XXX	XXX	XXX	XXX	XXX	XXX	XXX	0	0
3. 2002	XXX	XXX	XXX	XXX	XXX	XXX	XXX	XXX	XXX	0

**NONE**

**SCHEDULE P - PART 5A - HOMEOWNERS/FARMOWNERS**

**SECTION 1**

Years in Which Premiums Were Earned and Losses Were Incurred	CUMULATIVE NUMBER OF CLAIMS CLOSED WITH LOSS PAYMENT DIRECT AND ASSUMED AT YEAR END									
	1	2	3	4	5	6	7	8	9	10
	1993	1994	1995	1996	1997	1998	1999	2000	2001	2002
1. Prior	42,487	17,984	16,670	16,296	16,129	16,053	100	77	33	33
2. 1993	145,105	167,026	168,373	168,811	168,982	169,111	169,191	169,236	169,255	169,268
3. 1994	XXX	179,132	204,220	205,925	206,460	206,739	206,919	207,017	207,054	207,087
4. 1995	XXX	XXX	142,077	171,418	173,247	173,843	174,263	174,517	174,637	174,687
5. 1996	XXX	XXX	XXX	258,371	291,206	293,476	294,726	295,271	295,481	295,604
6. 1997	XXX	XXX	XXX	XXX	148,215	172,102	175,392	176,403	176,790	176,961
7. 1998	XXX	XXX	XXX	XXX	XXX	200,114	247,004	251,408	252,512	253,107
8. 1999	XXX	XXX	XXX	XXX	XXX	XXX	305,640	357,187	362,071	365,078
9. 2000	XXX	XXX	XXX	XXX	XXX	XXX	XXX	321,769	379,006	386,911
10. 2001	XXX	XXX	XXX	XXX	XXX	XXX	XXX	XXX	249,831	295,549
11. 2002	XXX	XXX	XXX	XXX	XXX	XXX	XXX	XXX	XXX	233,095

**SECTION 2**

Years in Which Premiums Were Earned and Losses Were Incurred	NUMBER OF CLAIMS OUTSTANDING DIRECT AND ASSUMED AT YEAR END									
	1	2	3	4	5	6	7	8	9	10
	1993	1994	1995	1996	1997	1998	1999	2000	2001	2002
1. Prior	1,553	842	508	305	178	137	110	97	54	41
2. 1993	4,899	893	452	286	181	125	70	48	19	12
3. 1994	XXX	5,949	1,085	609	382	274	140	122	52	41
4. 1995	XXX	XXX	6,440	1,286	668	503	320	240	80	49
5. 1996	XXX	XXX	XXX	8,253	1,533	1,013	650	515	172	107
6. 1997	XXX	XXX	XXX	XXX	8,911	2,019	1,420	1,295	301	173
7. 1998	XXX	XXX	XXX	XXX	XXX	13,119	6,750	7,132	573	337
8. 1999	XXX	XXX	XXX	XXX	XXX	XXX	16,430	11,421	1,896	1,331
9. 2000	XXX	XXX	XXX	XXX	XXX	XXX	XXX	25,892	4,420	1,951
10. 2001	XXX	XXX	XXX	XXX	XXX	XXX	XXX	XXX	19,466	3,401
11. 2002	XXX	XXX	XXX	XXX	XXX	XXX	XXX	XXX	XXX	23,207

**SECTION 3**

Years in Which Premiums Were Earned and Losses Were Incurred	CUMULATIVE NUMBER OF CLAIMS REPORTED DIRECT AND ASSUMED AT YEAR END									
	1	2	3	4	5	6	7	8	9	10
	1993	1994	1995	1996	1997	1998	1999	2000	2001	2002
1. Prior	25,032	3,220	2,150	1,861	1,707	1,688	119	151	86	49
2. 1993	155,261	174,663	175,784	176,179	176,313	176,430	176,482	176,522	176,520	176,531
3. 1994	XXX	190,735	212,663	214,127	214,562	214,814	214,919	215,034	215,021	215,052
4. 1995	XXX	XXX	154,955	181,105	182,674	183,279	183,637	183,881	183,885	183,926
5. 1996	XXX	XXX	XXX	275,607	304,696	306,882	308,049	308,603	308,538	308,645
6. 1997	XXX	XXX	XXX	XXX	168,270	188,739	192,019	193,217	192,734	192,870
7. 1998	XXX	XXX	XXX	XXX	XXX	229,707	277,027	282,739	277,557	278,062
8. 1999	XXX	XXX	XXX	XXX	XXX	XXX	347,980	401,504	397,503	400,251
9. 2000	XXX	XXX	XXX	XXX	XXX	XXX	XXX	379,469	422,811	429,341
10. 2001	XXX	XXX	XXX	XXX	XXX	XXX	XXX	XXX	303,843	341,602
11. 2002	XXX	XXX	XXX	XXX	XXX	XXX	XXX	XXX	XXX	289,499

## SCHEDULE P - PART 5B - PRIVATE PASSENGER AUTO LIABILITY/MEDICAL

### SECTION 1

Years in Which Premiums Were Earned and Losses Were Incurred	CUMULATIVE NUMBER OF CLAIMS CLOSED WITH LOSS PAYMENT DIRECT AND ASSUMED AT YEAR END									
	1	2	3	4	5	6	7	8	9	10
	1993	1994	1995	1996	1997	1998	1999	2000	2001	2002
1. Prior	154,668	57,163	40,156	33,974	31,423	30,144	29,869	895	316	296
2. 1993	276,938	383,103	400,956	407,885	410,785	412,023	412,813	413,286	413,452	413,566
3. 1994	XXX	306,221	415,010	434,183	441,519	444,594	446,564	447,666	448,041	448,228
4. 1995	XXX	XXX	312,390	430,794	450,444	457,638	462,008	464,451	465,258	465,685
5. 1996	XXX	XXX	XXX	349,446	468,419	489,506	500,546	506,555	508,618	509,592
6. 1997	XXX	XXX	XXX	XXX	389,231	517,133	546,223	559,737	564,280	566,231
7. 1998	XXX	XXX	XXX	XXX	XXX	427,469	608,219	643,604	653,753	657,920
8. 1999	XXX	XXX	XXX	XXX	XXX	XXX	569,610	787,661	815,278	824,881
9. 2000	XXX	XXX	XXX	XXX	XXX	XXX	XXX	679,933	888,205	916,527
10. 2001	XXX	XXX	XXX	XXX	XXX	XXX	XXX	XXX	709,405	911,059
11. 2002	XXX	XXX	XXX	XXX	XXX	XXX	XXX	XXX	XXX	660,710

### SECTION 2

Years in Which Premiums Were Earned and Losses Were Incurred	NUMBER OF CLAIMS OUTSTANDING DIRECT AND ASSUMED AT YEAR END									
	1	2	3	4	5	6	7	8	9	10
	1993	1994	1995	1996	1997	1998	1999	2000	2001	2002
1. Prior	33,119	14,855	6,901	3,457	1,743	1,801	930	1,468	1,057	154
2. 1993	67,199	20,619	9,039	4,442	2,064	2,399	730	606	376	276
3. 1994	XXX	72,882	21,642	10,184	4,858	5,777	1,800	1,482	860	697
4. 1995	XXX	XXX	71,914	23,234	10,384	15,767	3,900	3,173	1,820	1,463
5. 1996	XXX	XXX	XXX	75,670	23,493	36,121	9,090	7,540	4,463	3,773
6. 1997	XXX	XXX	XXX	XXX	75,117	89,852	20,270	18,327	10,863	9,505
7. 1998	XXX	XXX	XXX	XXX	XXX	194,853	35,980	30,318	13,775	10,744
8. 1999	XXX	XXX	XXX	XXX	XXX	XXX	92,630	49,737	18,402	11,889
9. 2000	XXX	XXX	XXX	XXX	XXX	XXX	XXX	126,819	34,893	17,631
10. 2001	XXX	XXX	XXX	XXX	XXX	XXX	XXX	XXX	109,772	32,792
11. 2002	XXX	XXX	XXX	XXX	XXX	XXX	XXX	XXX	XXX	103,927

### SECTION 3

Years in Which Premiums Were Earned and Losses Were Incurred	CUMULATIVE NUMBER OF CLAIMS REPORTED DIRECT AND ASSUMED AT YEAR END									
	1	2	3	4	5	6	7	8	9	10
	1993	1994	1995	1996	1997	1998	1999	2000	2001	2002
1. Prior	86,428	20,530	10,057	6,986	5,164	5,257	29,474	2,073	1,245	(366)
2. 1993	390,330	469,951	480,114	484,405	485,779	487,743	487,103	487,603	487,590	487,641
3. 1994	XXX	433,203	511,826	523,762	527,613	532,455	530,998	532,070	531,951	532,043
4. 1995	XXX	XXX	443,497	534,240	544,866	559,136	552,768	555,194	554,932	555,114
5. 1996	XXX	XXX	XXX	484,151	570,998	608,201	594,460	600,513	600,059	600,603
6. 1997	XXX	XXX	XXX	XXX	534,259	693,391	657,249	671,747	670,045	671,184
7. 1998	XXX	XXX	XXX	XXX	XXX	700,334	744,943	780,286	776,171	778,452
8. 1999	XXX	XXX	XXX	XXX	XXX	XXX	749,680	954,505	955,447	960,707
9. 2000	XXX	XXX	XXX	XXX	XXX	XXX	XXX	919,892	1,067,006	1,082,873
10. 2001	XXX	XXX	XXX	XXX	XXX	XXX	XXX	XXX	938,847	1,094,224
11. 2002	XXX	XXX	XXX	XXX	XXX	XXX	XXX	XXX	XXX	884,595

## SCHEDULE P - PART 5C - COMMERCIAL AUTO/TRUCK LIABILITY/MEDICAL

### SECTION 1

Years in Which Premiums Were Earned and Losses Were Incurred	CUMULATIVE NUMBER OF CLAIMS CLOSED WITH LOSS PAYMENT DIRECT AND ASSUMED AT YEAR END									
	1	2	3	4	5	6	7	8	9	10
	1993	1994	1995	1996	1997	1998	1999	2000	2001	2002
1. Prior	12,906	4,808	3,269	2,737	2,431	2,342	180	(183)	150	30
2. 1993	19,250	27,324	28,838	29,505	29,838	30,030	30,121	30,051	30,083	30,099
3. 1994	XXX	20,038	27,720	29,502	30,224	30,611	30,791	30,806	30,850	30,871
4. 1995	XXX	XXX	18,423	26,392	28,030	28,656	29,026	29,095	29,184	29,219
5. 1996	XXX	XXX	XXX	21,122	29,650	31,433	32,163	32,503	32,696	32,828
6. 1997	XXX	XXX	XXX	XXX	21,281	29,454	30,884	31,664	32,069	32,223
7. 1998	XXX	XXX	XXX	XXX	XXX	21,505	28,485	29,989	30,719	31,001
8. 1999	XXX	XXX	XXX	XXX	XXX	XXX	22,790	31,230	32,577	33,222
9. 2000	XXX	XXX	XXX	XXX	XXX	XXX	XXX	26,409	34,214	35,651
10. 2001	XXX	XXX	XXX	XXX	XXX	XXX	XXX	XXX	22,085	28,115
11. 2002	XXX	XXX	XXX	XXX	XXX	XXX	XXX	XXX	XXX	15,547

### SECTION 2

Years in Which Premiums Were Earned and Losses Were Incurred	NUMBER OF CLAIMS OUTSTANDING DIRECT AND ASSUMED AT YEAR END									
	1	2	3	4	5	6	7	8	9	10
	1993	1994	1995	1996	1997	1998	1999	2000	2001	2002
1. Prior	4,764	3,097	1,384	727	422	164	170	234	192	143
2. 1993	6,448	2,955	1,489	772	417	159	120	192	103	98
3. 1994	XXX	7,054	3,409	1,826	921	355	290	356	273	261
4. 1995	XXX	XXX	6,430	3,121	1,657	731	610	771	555	538
5. 1996	XXX	XXX	XXX	6,434	3,334	1,400	1,340	1,947	1,317	1,269
6. 1997	XXX	XXX	XXX	XXX	5,738	2,276	2,660	3,906	2,703	2,588
7. 1998	XXX	XXX	XXX	XXX	XXX	5,610	3,710	5,971	3,714	3,403
8. 1999	XXX	XXX	XXX	XXX	XXX	XXX	8,210	11,482	7,150	6,691
9. 2000	XXX	XXX	XXX	XXX	XXX	XXX	XXX	16,614	10,539	8,718
10. 2001	XXX	XXX	XXX	XXX	XXX	XXX	XXX	XXX	11,407	7,647
11. 2002	XXX	XXX	XXX	XXX	XXX	XXX	XXX	XXX	XXX	5,990

### SECTION 3

Years in Which Premiums Were Earned and Losses Were Incurred	CUMULATIVE NUMBER OF CLAIMS REPORTED DIRECT AND ASSUMED AT YEAR END									
	1	2	3	4	5	6	7	8	9	10
	1993	1994	1995	1996	1997	1998	1999	2000	2001	2002
1. Prior	9,701	2,880	400	619	534	425	301	(128)	305	77
2. 1993	30,006	38,305	39,233	39,524	39,668	39,717	39,807	39,769	39,733	39,746
3. 1994	XXX	31,957	39,636	40,795	41,009	41,039	41,255	41,382	41,361	41,380
4. 1995	XXX	XXX	29,652	37,849	38,896	38,978	39,437	39,805	39,735	39,769
5. 1996	XXX	XXX	XXX	32,999	41,952	42,566	43,566	44,756	44,423	44,547
6. 1997	XXX	XXX	XXX	XXX	32,615	40,638	42,973	45,418	44,814	44,931
7. 1998	XXX	XXX	XXX	XXX	XXX	33,697	40,823	45,562	44,441	44,551
8. 1999	XXX	XXX	XXX	XXX	XXX	XXX	35,190	51,319	49,109	49,545
9. 2000	XXX	XXX	XXX	XXX	XXX	XXX	XXX	50,281	55,785	56,018
10. 2001	XXX	XXX	XXX	XXX	XXX	XXX	XXX	XXX	40,337	45,135
11. 2002	XXX	XXX	XXX	XXX	XXX	XXX	XXX	XXX	XXX	25,904

**SCHEDULE P - PART 5D - WORKERS' COMPENSATION**

**SECTION 1**

Years in Which Premiums Were Earned and Losses Were Incurred	CUMULATIVE NUMBER OF CLAIMS CLOSED WITH LOSS PAYMENT DIRECT AND ASSUMED AT YEAR END									
	1	2	3	4	5	6	7	8	9	10
	1993	1994	1995	1996	1997	1998	1999	2000	2001	2002
1. Prior	304,455	13,501	8,219	4,705	17,502	2,689	1,600	4,916	2,015	996
2. 1993	109,920	136,596	141,712	144,084	172,368	173,400	173,820	175,196	175,969	176,092
3. 1994	XXX	50,707	70,801	74,788	76,553	77,766	78,136	78,469	78,769	78,884
4. 1995	XXX	XXX	49,174	70,084	74,053	76,042	76,672	77,146	77,462	77,575
5. 1996	XXX	XXX	XXX	46,783	69,544	74,263	75,373	76,074	76,564	76,749
6. 1997	XXX	XXX	XXX	XXX	56,041	73,843	76,753	78,145	79,076	79,386
7. 1998	XXX	XXX	XXX	XXX	XXX	53,158	62,658	63,640	64,797	65,318
8. 1999	XXX	XXX	XXX	XXX	XXX	XXX	8,060	16,769	18,984	20,331
9. 2000	XXX	XXX	XXX	XXX	XXX	XXX	XXX	7,642	16,910	19,615
10. 2001	XXX	XXX	XXX	XXX	XXX	XXX	XXX	XXX	9,018	16,870
11. 2002	XXX	XXX	XXX	XXX	XXX	XXX	XXX	XXX	XXX	7,679

**SECTION 2**

Years in Which Premiums Were Earned and Losses Were Incurred	NUMBER OF CLAIMS OUTSTANDING DIRECT AND ASSUMED AT YEAR END									
	1	2	3	4	5	6	7	8	9	10
	1993	1994	1995	1996	1997	1998	1999	2000	2001	2002
1. Prior	24,240	39,044	30,187	24,714	2,909	1,505	2,640	3,265	2,050	1,436
2. 1993	18,639	16,432	7,931	4,621	1,034	608	520	547	277	185
3. 1994	XXX	17,138	16,143	8,597	1,190	632	530	764	275	188
4. 1995	XXX	XXX	16,341	16,691	2,317	871	670	976	294	202
5. 1996	XXX	XXX	XXX	17,193	5,159	1,509	1,170	1,608	424	293
6. 1997	XXX	XXX	XXX	XXX	15,750	3,168	2,110	2,981	526	316
7. 1998	XXX	XXX	XXX	XXX	XXX	7,530	3,620	5,769	833	484
8. 1999	XXX	XXX	XXX	XXX	XXX	XXX	8,180	14,725	1,313	411
9. 2000	XXX	XXX	XXX	XXX	XXX	XXX	XXX	21,659	3,147	1,066
10. 2001	XXX	XXX	XXX	XXX	XXX	XXX	XXX	XXX	7,530	2,330
11. 2002	XXX	XXX	XXX	XXX	XXX	XXX	XXX	XXX	XXX	6,430

**SECTION 3**

Years in Which Premiums Were Earned and Losses Were Incurred	CUMULATIVE NUMBER OF CLAIMS REPORTED DIRECT AND ASSUMED AT YEAR END									
	1	2	3	4	5	6	7	8	9	10
	1993	1994	1995	1996	1997	1998	1999	2000	2001	2002
1. Prior	335,898	30,339	607	237	(4,962)	2,120	3,258	7,790	4,049	819
2. 1993	172,171	196,728	193,968	193,323	230,522	231,270	231,652	233,121	233,735	233,801
3. 1994	XXX	88,774	106,562	103,421	99,470	100,252	100,571	101,186	101,085	101,134
4. 1995	XXX	XXX	87,879	107,410	98,513	99,268	99,787	100,633	100,387	100,437
5. 1996	XXX	XXX	XXX	88,166	96,276	97,795	98,725	99,964	99,413	99,502
6. 1997	XXX	XXX	XXX	XXX	111,459	119,732	121,975	124,392	123,101	123,249
7. 1998	XXX	XXX	XXX	XXX	XXX	95,007	102,418	105,779	102,372	102,619
8. 1999	XXX	XXX	XXX	XXX	XXX	XXX	18,610	35,504	24,893	25,439
9. 2000	XXX	XXX	XXX	XXX	XXX	XXX	XXX	31,011	23,934	24,859
10. 2001	XXX	XXX	XXX	XXX	XXX	XXX	XXX	XXX	18,875	22,949
11. 2002	XXX	XXX	XXX	XXX	XXX	XXX	XXX	XXX	XXX	16,070

**SCHEDULE P - PART 5E - COMMERCIAL MULTIPLE PERIL**

**SECTION 1**

Years in Which Premiums Were Earned and Losses Were Incurred	CUMULATIVE NUMBER OF CLAIMS CLOSED WITH LOSS PAYMENT DIRECT AND ASSUMED AT YEAR END									
	1	2	3	4	5	6	7	8	9	10
	1993	1994	1995	1996	1997	1998	1999	2000	2001	2002
1. Prior	10,832	3,715	2,555	1,999	1,796	1,675	700	943	269	833
2. 1993	19,086	27,213	28,618	29,299	29,712	29,998	30,178	30,342	30,415	30,509
3. 1994	XXX	21,977	29,806	31,325	32,221	32,766	33,136	33,381	33,493	33,580
4. 1995	XXX	XXX	20,740	29,263	30,997	31,887	32,507	32,911	33,068	33,155
5. 1996	XXX	XXX	XXX	27,116	36,124	37,813	38,863	39,462	39,802	39,973
6. 1997	XXX	XXX	XXX	XXX	22,620	30,045	31,944	32,871	33,353	33,595
7. 1998	XXX	XXX	XXX	XXX	XXX	23,616	33,366	33,660	34,337	34,783
8. 1999	XXX	XXX	XXX	XXX	XXX	XXX	31,470	37,612	38,294	39,070
9. 2000	XXX	XXX	XXX	XXX	XXX	XXX	XXX	32,861	39,713	41,171
10. 2001	XXX	XXX	XXX	XXX	XXX	XXX	XXX	XXX	26,983	35,441
11. 2002	XXX	XXX	XXX	XXX	XXX	XXX	XXX	XXX	XXX	21,958

**SECTION 2**

Years in Which Premiums Were Earned and Losses Were Incurred	NUMBER OF CLAIMS OUTSTANDING DIRECT AND ASSUMED AT YEAR END									
	1	2	3	4	5	6	7	8	9	10
	1993	1994	1995	1996	1997	1998	1999	2000	2001	2002
1. Prior	5,713	3,679	2,271	1,579	1,030	762	2,940	5,319	6,928	7,215
2. 1993	10,722	3,811	2,136	1,392	879	545	380	582	434	358
3. 1994	XXX	10,991	4,247	2,620	1,617	1,020	620	697	397	299
4. 1995	XXX	XXX	10,594	4,560	2,503	1,603	950	948	422	356
5. 1996	XXX	XXX	XXX	10,719	4,318	2,514	1,640	1,854	745	582
6. 1997	XXX	XXX	XXX	XXX	7,407	3,853	2,580	2,896	1,183	947
7. 1998	XXX	XXX	XXX	XXX	XXX	10,258	4,550	5,757	1,877	1,475
8. 1999	XXX	XXX	XXX	XXX	XXX	XXX	10,870	13,724	3,662	3,020
9. 2000	XXX	XXX	XXX	XXX	XXX	XXX	XXX	22,354	4,972	3,845
10. 2001	XXX	XXX	XXX	XXX	XXX	XXX	XXX	XXX	10,057	4,285
11. 2002	XXX	XXX	XXX	XXX	XXX	XXX	XXX	XXX	XXX	9,717

**SECTION 3**

Years in Which Premiums Were Earned and Losses Were Incurred	CUMULATIVE NUMBER OF CLAIMS REPORTED DIRECT AND ASSUMED AT YEAR END									
	1	2	3	4	5	6	7	8	9	10
	1993	1994	1995	1996	1997	1998	1999	2000	2001	2002
1. Prior	7,624	2,770	1,110	834	541	708	3,973	6,672	6,886	3,231
2. 1993	40,728	48,983	50,066	50,651	50,917	51,135	51,281	51,779	51,777	51,947
3. 1994	XXX	46,122	53,780	55,269	55,887	56,286	56,536	57,039	56,972	57,101
4. 1995	XXX	XXX	44,560	54,244	55,402	56,139	56,616	57,293	57,061	57,158
5. 1996	XXX	XXX	XXX	55,559	64,472	65,715	66,750	68,094	67,583	67,708
6. 1997	XXX	XXX	XXX	XXX	40,901	50,278	52,523	54,722	53,878	54,097
7. 1998	XXX	XXX	XXX	XXX	XXX	47,323	56,875	59,851	57,345	57,738
8. 1999	XXX	XXX	XXX	XXX	XXX	XXX	59,260	73,899	65,921	66,731
9. 2000	XXX	XXX	XXX	XXX	XXX	XXX	XXX	71,564	66,301	67,916
10. 2001	XXX	XXX	XXX	XXX	XXX	XXX	XXX	XXX	53,077	60,841
11. 2002	XXX	XXX	XXX	XXX	XXX	XXX	XXX	XXX	XXX	45,883

**SCHEDULE P - PART 5F - MEDICAL MALPRACTICE - OCCURRENCE**

**SECTION 1A**

Years in Which Premiums Were Earned and Losses Were Incurred	CUMULATIVE NUMBER OF CLAIMS CLOSED WITH LOSS PAYMENT DIRECT AND ASSUMED AT YEAR END									
	1	2	3	4	5	6	7	8	9	10
	1993	1994	1995	1996	1997	1998	1999	2000	2001	2002
1. Prior	9	6	3	0	6	1	0	1	0	0
2. 1993	2	2	4	4	4	4	4	4	4	4
3. 1994	XXX	0	1	1	1	1	1	1	1	1
4. 1995	XXX	XXX	0	0	0	0	0	0	0	0
5. 1996	XXX	XXX	XXX	0	0	0	0	0	0	0
6. 1997	XXX	XXX	XXX	XXX	0	0	0	0	1	1
7. 1998	XXX	XXX	XXX	XXX	XXX	0	0	0	1	1
8. 1999	XXX	XXX	XXX	XXX	XXX	XXX	0	0	1	1
9. 2000	XXX	XXX	XXX	XXX	XXX	XXX	XXX	0	2	2
10. 2001	XXX	XXX	XXX	XXX	XXX	XXX	XXX	XXX	4	4
11. 2002	XXX	XXX	XXX	XXX	XXX	XXX	XXX	XXX	XXX	0

**SECTION 2A**

Years in Which Premiums Were Earned and Losses Were Incurred	NUMBER OF CLAIMS OUTSTANDING DIRECT AND ASSUMED AT YEAR END									
	1	2	3	4	5	6	7	8	9	10
	1993	1994	1995	1996	1997	1998	1999	2000	2001	2002
1. Prior	15	7	6	7	1	0	0	0	0	4
2. 1993	2	0	1	2	1	1	0	0	0	0
3. 1994	XXX	1	1	0	0	0	0	0	0	0
4. 1995	XXX	XXX	0	0	0	0	0	0	0	0
5. 1996	XXX	XXX	XXX	2	3	1	0	0	0	1
6. 1997	XXX	XXX	XXX	XXX	3	2	0	2	2	3
7. 1998	XXX	XXX	XXX	XXX	XXX	4	0	1	1	1
8. 1999	XXX	XXX	XXX	XXX	XXX	XXX	0	4	4	5
9. 2000	XXX	XXX	XXX	XXX	XXX	XXX	XXX	12	16	22
10. 2001	XXX	XXX	XXX	XXX	XXX	XXX	XXX	XXX	2	3
11. 2002	XXX	XXX	XXX	XXX	XXX	XXX	XXX	XXX	XXX	0

**SECTION 3A**

Years in Which Premiums Were Earned and Losses Were Incurred	CUMULATIVE NUMBER OF CLAIMS REPORTED DIRECT AND ASSUMED AT YEAR END									
	1	2	3	4	5	6	7	8	9	10
	1993	1994	1995	1996	1997	1998	1999	2000	2001	2002
1. Prior	9	6	5	1	2	0	0	1	1	7
2. 1993	5	5	8	9	9	9	8	8	10	10
3. 1994	XXX	1	3	3	3	3	3	3	4	4
4. 1995	XXX	XXX	0	0	0	0	0	0	1	1
5. 1996	XXX	XXX	XXX	2	3	1	0	0	0	1
6. 1997	XXX	XXX	XXX	XXX	4	5	3	6	7	7
7. 1998	XXX	XXX	XXX	XXX	XXX	6	2	3	4	4
8. 1999	XXX	XXX	XXX	XXX	XXX	XXX	0	4	6	7
9. 2000	XXX	XXX	XXX	XXX	XXX	XXX	XXX	16	26	33
10. 2001	XXX	XXX	XXX	XXX	XXX	XXX	XXX	XXX	6	8
11. 2002	XXX	XXX	XXX	XXX	XXX	XXX	XXX	XXX	XXX	0

**SCHEDULE P - PART 5F - MEDICAL MALPRACTICE - CLAIMS-MADE**

**SECTION 1B**

Years in Which Premiums Were Earned and Losses Were Incurred	CUMULATIVE NUMBER OF CLAIMS CLOSED WITH LOSS PAYMENT DIRECT AND ASSUMED AT YEAR END									
	1	2	3	4	5	6	7	8	9	10
	1993	1994	1995	1996	1997	1998	1999	2000	2001	2002
1. Prior	0	0	0	0	0	0	0	0	0	0
2. 1993	0	0	0	0	0	0	0	0	0	0
3. 1994	XXX	0	0	0	0	0	0	1	1	1
4. 1995	XXX	XXX	0	0	0	0	0	0	1	3
5. 1996	XXX	XXX	XXX	0	0	0	0	9	12	12
6. 1997	XXX	XXX	XXX	XXX	0	1	1	17	23	24
7. 1998	XXX	XXX	XXX	XXX	XXX	1	1	18	33	43
8. 1999	XXX	XXX	XXX	XXX	XXX	XXX	10	24	51	62
9. 2000	XXX	XXX	XXX	XXX	XXX	XXX	XXX	28	41	50
10. 2001	XXX	XXX	XXX	XXX	XXX	XXX	XXX	XXX	3	6
11. 2002	XXX	XXX	XXX	XXX	XXX	XXX	XXX	XXX	XXX	3

**SECTION 2B**

Years in Which Premiums Were Earned and Losses Were Incurred	NUMBER OF CLAIMS OUTSTANDING DIRECT AND ASSUMED AT YEAR END									
	1	2	3	4	5	6	7	8	9	10
	1993	1994	1995	1996	1997	1998	1999	2000	2001	2002
1. Prior	0	0	0	0	1	0	0	0	0	0
2. 1993	0	0	0	0	0	0	0	1	1	1
3. 1994	XXX	0	0	0	0	1	0	3	4	5
4. 1995	XXX	XXX	0	0	3	3	0	13	18	19
5. 1996	XXX	XXX	XXX	0	0	12	10	27	28	28
6. 1997	XXX	XXX	XXX	XXX	6	23	40	88	90	100
7. 1998	XXX	XXX	XXX	XXX	XXX	44	70	175	201	214
8. 1999	XXX	XXX	XXX	XXX	XXX	XXX	60	251	316	357
9. 2000	XXX	XXX	XXX	XXX	XXX	XXX	XXX	76	129	155
10. 2001	XXX	XXX	XXX	XXX	XXX	XXX	XXX	XXX	9	18
11. 2002	XXX	XXX	XXX	XXX	XXX	XXX	XXX	XXX	XXX	0

**SECTION 3B**

Years in Which Premiums Were Earned and Losses Were Incurred	CUMULATIVE NUMBER OF CLAIMS REPORTED DIRECT AND ASSUMED AT YEAR END									
	1	2	3	4	5	6	7	8	9	10
	1993	1994	1995	1996	1997	1998	1999	2000	2001	2002
1. Prior	0	0	0	0	0	0	0	0	0	0
2. 1993	0	0	0	0	0	0	0	2	3	3
3. 1994	XXX	0	0	0	0	1	0	6	8	9
4. 1995	XXX	XXX	0	0	4	6	3	16	24	29
5. 1996	XXX	XXX	XXX	0	0	13	21	58	65	68
6. 1997	XXX	XXX	XXX	XXX	8	38	75	167	190	208
7. 1998	XXX	XXX	XXX	XXX	XXX	59	115	310	379	418
8. 1999	XXX	XXX	XXX	XXX	XXX	XXX	90	393	543	621
9. 2000	XXX	XXX	XXX	XXX	XXX	XXX	XXX	127	244	304
10. 2001	XXX	XXX	XXX	XXX	XXX	XXX	XXX	XXX	17	31
11. 2002	XXX	XXX	XXX	XXX	XXX	XXX	XXX	XXX	XXX	3

**ANNUAL STATEMENT FOR THE YEAR 2002 OF THE NATIONWIDE MUTUAL INSURANCE COMPANY**

**SCHEDULE P - PART 5H - OTHER LIABILITY - OCCURRENCE**

**SECTION 1A**

Years in Which Premiums Were Earned and Losses Were Incurred	CUMULATIVE NUMBER OF CLAIMS CLOSED WITH LOSS PAYMENT DIRECT AND ASSUMED AT YEAR END									
	1	2	3	4	5	6	7	8	9	10
	1993	1994	1995	1996	1997	1998	1999	2000	2001	2002
1. Prior	7,179	4,181	2,958	3,022	2,685	2,401	2,661	877	407	405
2. 1993	4,067	7,093	8,136	8,875	9,393	9,633	9,923	10,265	10,416	10,507
3. 1994	XXX	3,564	5,933	7,237	8,045	8,486	8,836	9,255	9,396	9,465
4. 1995	XXX	XXX	2,577	4,881	5,801	6,248	6,688	7,084	7,283	7,380
5. 1996	XXX	XXX	XXX	3,334	5,759	6,492	7,113	7,734	7,994	8,151
6. 1997	XXX	XXX	XXX	XXX	3,688	6,076	6,927	7,623	8,018	8,192
7. 1998	XXX	XXX	XXX	XXX	XXX	3,959	6,009	6,981	7,602	7,901
8. 1999	XXX	XXX	XXX	XXX	XXX	XXX	3,910	6,589	7,422	7,945
9. 2000	XXX	XXX	XXX	XXX	XXX	XXX	XXX	5,770	8,376	9,434
10. 2001	XXX	XXX	XXX	XXX	XXX	XXX	XXX	XXX	4,865	7,616
11. 2002	XXX	XXX	XXX	XXX	XXX	XXX	XXX	XXX	XXX	4,042

**SECTION 2A**

Years in Which Premiums Were Earned and Losses Were Incurred	NUMBER OF CLAIMS OUTSTANDING DIRECT AND ASSUMED AT YEAR END									
	1	2	3	4	5	6	7	8	9	10
	1993	1994	1995	1996	1997	1998	1999	2000	2001	2002
1. Prior	9,754	5,186	3,175	3,567	2,039	1,182	2,240	3,320	3,676	4,338
2. 1993	4,970	4,200	1,831	2,003	838	480	620	1,149	1,194	1,232
3. 1994	XXX	3,533	3,164	2,695	1,159	654	650	1,221	1,255	1,338
4. 1995	XXX	XXX	1,934	3,612	1,210	559	810	1,533	1,507	1,608
5. 1996	XXX	XXX	XXX	3,575	2,891	1,332	1,120	2,078	1,976	2,072
6. 1997	XXX	XXX	XXX	XXX	2,623	1,642	1,390	2,940	2,468	2,593
7. 1998	XXX	XXX	XXX	XXX	XXX	2,358	1,860	4,439	3,650	3,937
8. 1999	XXX	XXX	XXX	XXX	XXX	XXX	3,080	7,264	5,415	5,764
9. 2000	XXX	XXX	XXX	XXX	XXX	XXX	XXX	6,434	4,968	5,643
10. 2001	XXX	XXX	XXX	XXX	XXX	XXX	XXX	XXX	3,440	4,244
11. 2002	XXX	XXX	XXX	XXX	XXX	XXX	XXX	XXX	XXX	2,780

**SECTION 3A**

Years in Which Premiums Were Earned and Losses Were Incurred	CUMULATIVE NUMBER OF CLAIMS REPORTED DIRECT AND ASSUMED AT YEAR END									
	1	2	3	4	5	6	7	8	9	10
	1993	1994	1995	1996	1997	1998	1999	2000	2001	2002
1. Prior	8,733	1,689	832	3,925	601	1,407	4,974	4,292	3,509	2,797
2. 1993	13,620	19,558	18,815	20,724	20,411	20,559	21,280	22,469	22,848	23,097
3. 1994	XXX	11,648	15,348	17,591	17,312	17,516	18,221	19,558	19,920	20,176
4. 1995	XXX	XXX	8,263	16,018	14,898	15,094	16,216	17,773	18,152	18,443
5. 1996	XXX	XXX	XXX	11,935	16,343	16,502	17,602	19,773	20,239	20,662
6. 1997	XXX	XXX	XXX	XXX	11,511	16,733	18,272	21,345	21,684	22,167
7. 1998	XXX	XXX	XXX	XXX	XXX	13,361	17,041	21,836	22,377	23,252
8. 1999	XXX	XXX	XXX	XXX	XXX	XXX	9,060	18,925	18,972	20,394
9. 2000	XXX	XXX	XXX	XXX	XXX	XXX	XXX	15,290	19,379	22,123
10. 2001	XXX	XXX	XXX	XXX	XXX	XXX	XXX	XXX	11,653	17,757
11. 2002	XXX	XXX	XXX	XXX	XXX	XXX	XXX	XXX	XXX	9,732

**SCHEDULE P - PART 5H - OTHER LIABILITY - CLAIMS-MADE**

**SECTION 1B**

Years in Which Premiums Were Earned and Losses Were Incurred	CUMULATIVE NUMBER OF CLAIMS CLOSED WITH LOSS PAYMENT DIRECT AND ASSUMED AT YEAR END									
	1	2	3	4	5	6	7	8	9	10
	1993	1994	1995	1996	1997	1998	1999	2000	2001	2002
1. Prior	28	933	834	70	291	150	0	24	19	1
2. 1993	34	531	895	954	1,179	1,323	1,343	1,353	1,362	1,365
3. 1994	XXX	805	1,502	1,599	1,680	1,780	1,800	1,829	1,843	1,847
4. 1995	XXX	XXX	1,256	1,348	1,859	2,098	2,128	2,181	2,198	2,206
5. 1996	XXX	XXX	XXX	34	672	851	911	994	1,022	1,030
6. 1997	XXX	XXX	XXX	XXX	103	164	224	328	374	389
7. 1998	XXX	XXX	XXX	XXX	XXX	42	102	229	301	332
8. 1999	XXX	XXX	XXX	XXX	XXX	XXX	20	113	196	224
9. 2000	XXX	XXX	XXX	XXX	XXX	XXX	XXX	21	91	137
10. 2001	XXX	XXX	XXX	XXX	XXX	XXX	XXX	XXX	14	48
11. 2002	XXX	XXX	XXX	XXX	XXX	XXX	XXX	XXX	XXX	12

**SECTION 2B**

Years in Which Premiums Were Earned and Losses Were Incurred	NUMBER OF CLAIMS OUTSTANDING DIRECT AND ASSUMED AT YEAR END									
	1	2	3	4	5	6	7	8	9	10
	1993	1994	1995	1996	1997	1998	1999	2000	2001	2002
1. Prior	548	3,528	2,243	397	779	758	151	196	216	244
2. 1993	55	1,368	1,365	183	599	418	50	128	141	157
3. 1994	XXX	1,988	1,492	316	734	450	80	182	190	204
4. 1995	XXX	XXX	2,317	407	1,122	849	140	303	323	352
5. 1996	XXX	XXX	XXX	389	605	634	190	441	477	521
6. 1997	XXX	XXX	XXX	XXX	571	564	250	593	629	689
7. 1998	XXX	XXX	XXX	XXX	XXX	389	330	810	885	960
8. 1999	XXX	XXX	XXX	XXX	XXX	XXX	210	724	899	1,030
9. 2000	XXX	XXX	XXX	XXX	XXX	XXX	XXX	315	616	792
10. 2001	XXX	XXX	XXX	XXX	XXX	XXX	XXX	XXX	209	383
11. 2002	XXX	XXX	XXX	XXX	XXX	XXX	XXX	XXX	XXX	149

**SECTION 3B**

Years in Which Premiums Were Earned and Losses Were Incurred	CUMULATIVE NUMBER OF CLAIMS REPORTED DIRECT AND ASSUMED AT YEAR END									
	1	2	3	4	5	6	7	8	9	10
	1993	1994	1995	1996	1997	1998	1999	2000	2001	2002
1. Prior	(70)	5,479	1,132	(1,542)	1,292	274	(450)	227	158	146
2. 1993	134	3,434	4,960	4,037	5,024	5,154	4,836	4,971	5,016	5,041
3. 1994	XXX	3,909	6,679	5,939	6,984	7,149	6,879	7,071	7,127	7,158
4. 1995	XXX	XXX	4,343	2,969	5,282	5,689	5,120	5,446	5,530	5,582
5. 1996	XXX	XXX	XXX	527	2,459	2,944	2,690	3,195	3,323	3,399
6. 1997	XXX	XXX	XXX	XXX	787	1,243	1,219	1,919	2,120	2,233
7. 1998	XXX	XXX	XXX	XXX	XXX	526	817	1,793	2,099	2,266
8. 1999	XXX	XXX	XXX	XXX	XXX	XXX	300	1,326	1,787	2,037
9. 2000	XXX	XXX	XXX	XXX	XXX	XXX	XXX	416	960	1,298
10. 2001	XXX	XXX	XXX	XXX	XXX	XXX	XXX	XXX	280	627
11. 2002	XXX	XXX	XXX	XXX	XXX	XXX	XXX	XXX	XXX	194

**SCHEDULE P - PART 5R - PRODUCTS LIABILITY - OCCURRENCE**

**SECTION 1A**

Years in Which Premiums Were Earned and Losses Were Incurred	CUMULATIVE NUMBER OF CLAIMS CLOSED WITH LOSS PAYMENT DIRECT AND ASSUMED AT YEAR END									
	1	2	3	4	5	6	7	8	9	10
	1993	1994	1995	1996	1997	1998	1999	2000	2001	2002
1. Prior	674	292	304	219	262	217	160	110	79	96
2. 1993	302	541	636	690	763	817	877	942	982	998
3. 1994	XXX	(21)	23	62	170	267	357	454	528	554
4. 1995	XXX	XXX	127	272	344	412	452	488	510	519
5. 1996	XXX	XXX	XXX	139	281	354	374	397	413	420
6. 1997	XXX	XXX	XXX	XXX	209	436	456	473	486	491
7. 1998	XXX	XXX	XXX	XXX	XXX	204	234	246	258	274
8. 1999	XXX	XXX	XXX	XXX	XXX	XXX	40	52	61	77
9. 2000	XXX	XXX	XXX	XXX	XXX	XXX	XXX	18	33	44
10. 2001	XXX	XXX	XXX	XXX	XXX	XXX	XXX	XXX	24	32
11. 2002	XXX	XXX	XXX	XXX	XXX	XXX	XXX	XXX	XXX	22

**SECTION 2A**

Years in Which Premiums Were Earned and Losses Were Incurred	NUMBER OF CLAIMS OUTSTANDING DIRECT AND ASSUMED AT YEAR END									
	1	2	3	4	5	6	7	8	9	10
	1993	1994	1995	1996	1997	1998	1999	2000	2001	2002
1. Prior	1,532	1,590	1,359	1,431	1,251	386	970	732	738	878
2. 1993	412	217	295	380	243	111	120	304	343	359
3. 1994	XXX	177	191	333	243	212	240	493	542	536
4. 1995	XXX	XXX	247	382	305	91	110	263	218	229
5. 1996	XXX	XXX	XXX	255	364	86	140	328	155	149
6. 1997	XXX	XXX	XXX	XXX	216	70	120	235	118	121
7. 1998	XXX	XXX	XXX	XXX	XXX	42	70	152	116	155
8. 1999	XXX	XXX	XXX	XXX	XXX	XXX	80	121	110	139
9. 2000	XXX	XXX	XXX	XXX	XXX	XXX	XXX	61	80	101
10. 2001	XXX	XXX	XXX	XXX	XXX	XXX	XXX	XXX	55	86
11. 2002	XXX	XXX	XXX	XXX	XXX	XXX	XXX	XXX	XXX	78

**SECTION 3A**

Years in Which Premiums Were Earned and Losses Were Incurred	CUMULATIVE NUMBER OF CLAIMS REPORTED DIRECT AND ASSUMED AT YEAR END									
	1	2	3	4	5	6	7	8	9	10
	1993	1994	1995	1996	1997	1998	1999	2000	2001	2002
1. Prior	784	1,335	530	677	546	(78)	1,054	852	684	567
2. 1993	1,205	1,556	1,784	2,030	2,018	1,932	2,041	2,385	2,527	2,580
3. 1994	XXX	322	630	898	1,006	1,083	1,271	1,744	1,941	1,997
4. 1995	XXX	XXX	562	1,078	1,123	1,035	1,134	1,367	1,387	1,422
5. 1996	XXX	XXX	XXX	657	1,125	990	1,094	1,336	1,209	1,224
6. 1997	XXX	XXX	XXX	XXX	955	1,472	1,563	1,717	1,629	1,650
7. 1998	XXX	XXX	XXX	XXX	XXX	858	943	1,061	1,052	1,128
8. 1999	XXX	XXX	XXX	XXX	XXX	XXX	150	235	248	313
9. 2000	XXX	XXX	XXX	XXX	XXX	XXX	XXX	106	170	229
10. 2001	XXX	XXX	XXX	XXX	XXX	XXX	XXX	XXX	107	179
11. 2002	XXX	XXX	XXX	XXX	XXX	XXX	XXX	XXX	XXX	136

**SCHEDULE P - PART 5R - PRODUCTS LIABILITY - CLAIMS-MADE**

**SECTION 1B**

Years in Which Premiums Were Earned and Losses Were Incurred	CUMULATIVE NUMBER OF CLAIMS CLOSED WITH LOSS PAYMENT DIRECT AND ASSUMED AT YEAR END									
	1	2	3	4	5	6	7	8	9	10
	1993	1994	1995	1996	1997	1998	1999	2000	2001	2002
1. Prior	1	124	2	0	0	0	0	0	0	0
2. 1993	0	20	25	27	27	27	27	27	27	27
3. 1994	XXX	193	316	316	316	316	316	316	316	316
4. 1995	XXX	XXX	61	63	63	63	63	63	63	63
5. 1996	XXX	XXX	XXX	0	0	0	0	0	0	0
6. 1997	XXX	XXX	XXX	XXX	0	0	0	0	0	0
7. 1998	XXX	XXX	XXX	XXX	XXX	0	0	0	0	0
8. 1999	XXX	XXX	XXX	XXX	XXX	XXX	0	0	0	0
9. 2000	XXX	XXX	XXX	XXX	XXX	XXX	XXX	0	0	0
10. 2001	XXX	XXX	XXX	XXX	XXX	XXX	XXX	XXX	0	0
11. 2002	XXX	XXX	XXX	XXX	XXX	XXX	XXX	XXX	XXX	0

**SECTION 2B**

Years in Which Premiums Were Earned and Losses Were Incurred	NUMBER OF CLAIMS OUTSTANDING DIRECT AND ASSUMED AT YEAR END									
	1	2	3	4	5	6	7	8	9	10
	1993	1994	1995	1996	1997	1998	1999	2000	2001	2002
1. Prior	5	3	3	3	2	0	0	0	0	0
2. 1993	0	135	67	1	63	0	0	0	0	0
3. 1994	XXX	6	70	5	67	0	0	0	0	0
4. 1995	XXX	XXX	0	0	0	0	0	0	0	0
5. 1996	XXX	XXX	XXX	0	0	0	0	0	0	0
6. 1997	XXX	XXX	XXX	XXX	1	0	0	0	0	0
7. 1998	XXX	XXX	XXX	XXX	XXX	0	0	0	0	0
8. 1999	XXX	XXX	XXX	XXX	XXX	XXX	0	0	0	0
9. 2000	XXX	XXX	XXX	XXX	XXX	XXX	XXX	0	0	0
10. 2001	XXX	XXX	XXX	XXX	XXX	XXX	XXX	XXX	0	0
11. 2002	XXX	XXX	XXX	XXX	XXX	XXX	XXX	XXX	XXX	0

**SECTION 3B**

Years in Which Premiums Were Earned and Losses Were Incurred	CUMULATIVE NUMBER OF CLAIMS REPORTED DIRECT AND ASSUMED AT YEAR END									
	1	2	3	4	5	6	7	8	9	10
	1993	1994	1995	1996	1997	1998	1999	2000	2001	2002
1. Prior	16	147	2	0	(1)	(2)	0	1	0	0
2. 1993	0	218	216	152	214	214	214	214	214	214
3. 1994	XXX	322	509	444	506	502	502	502	502	502
4. 1995	XXX	XXX	122	124	124	124	124	124	124	124
5. 1996	XXX	XXX	XXX	0	0	0	0	0	0	0
6. 1997	XXX	XXX	XXX	XXX	1	0	0	0	0	0
7. 1998	XXX	XXX	XXX	XXX	XXX	0	0	0	0	0
8. 1999	XXX	XXX	XXX	XXX	XXX	XXX	0	0	0	0
9. 2000	XXX	XXX	XXX	XXX	XXX	XXX	XXX	0	0	0
10. 2001	XXX	XXX	XXX	XXX	XXX	XXX	XXX	XXX	0	0
11. 2002	XXX	XXX	XXX	XXX	XXX	XXX	XXX	XXX	XXX	0

**ANNUAL STATEMENT FOR THE YEAR 2002 OF THE NATIONWIDE MUTUAL INSURANCE COMPANY**

**SCHEDULE P - PART 6C - COMMERCIAL AUTO/TRUCK LIABILITY/MEDICAL**

**SECTION 1**

Years in Which Premiums Were Earned and Losses Were Incurred	CUMULATIVE PREMIUMS EARNED DIRECT AND ASSUMED AT YEAR END (\$000 OMITTED)										11 Current Year Premiums Earned
	1 1993	2 1994	3 1995	4 1996	5 1997	6 1998	7 1999	8 2000	9 2001	10 2002	
1. Prior	.0	.0	.0	.0	.0	.0	.0	.0	.0	.0	.0
2. 1993	361,402	361,478	361,458	361,644	361,571	361,447	361,447	361,447	361,447	361,447	361,447
3. 1994	XXX	321,823	321,936	322,444	322,530	321,943	321,943	321,943	321,943	321,943	321,943
4. 1995	XXX	XXX	316,605	316,320	315,929	316,146	316,146	316,146	316,146	316,146	316,146
5. 1996	XXX	XXX	XXX	334,218	333,243	333,143	333,143	333,143	333,143	333,143	333,143
6. 1997	XXX	XXX	XXX	XXX	328,611	328,252	328,252	328,252	328,252	328,252	328,252
7. 1998	XXX	XXX	XXX	XXX	XXX	292,131	292,131	292,131	292,131	292,131	292,131
8. 1999	XXX	XXX	XXX	XXX	XXX	XXX	366,568	366,568	366,568	366,568	366,568
9. 2000	XXX	XXX	XXX	XXX	XXX	XXX	XXX	396,430	396,430	396,430	396,430
10. 2001	XXX	XXX	XXX	XXX	XXX	XXX	XXX	XXX	445,990	445,990	445,990
11. 2002	XXX	XXX	XXX	XXX	XXX	XXX	XXX	XXX	XXX	531,122	531,122
12. Total	XXX	XXX	XXX	XXX	XXX	XXX	XXX	XXX	XXX	XXX	531,122
13. Earned Premiums (Sch P, Part 1)	363,643	319,902	316,623	335,619	327,450	291,798	366,568	396,430	445,990	531,122	XXX

**SECTION 2**

Years in Which Premiums Were Earned and Losses Were Incurred	CUMULATIVE PREMIUMS EARNED CEDED AT YEAR END (\$000 OMITTED)										11 Current Year Premiums Earned
	1 1993	2 1994	3 1995	4 1996	5 1997	6 1998	7 1999	8 2000	9 2001	10 2002	
1. Prior	.0	.0	.0	.0	.0	.0	.0	.0	.0	.0	.0
2. 1993	108,627	108,628	108,629	108,629	108,629	108,629	108,629	108,629	108,629	108,629	108,629
3. 1994	XXX	97,049	97,050	97,050	97,050	97,050	97,050	97,050	97,050	97,050	97,050
4. 1995	XXX	XXX	100,622	100,622	100,622	100,622	100,622	100,622	100,622	100,622	100,622
5. 1996	XXX	XXX	XXX	96,511	96,510	96,510	96,510	96,510	96,510	96,510	96,510
6. 1997	XXX	XXX	XXX	XXX	101,201	101,202	101,202	101,202	101,202	101,202	101,202
7. 1998	XXX	XXX	XXX	XXX	XXX	62,913	62,913	62,913	62,913	62,913	62,913
8. 1999	XXX	XXX	XXX	XXX	XXX	XXX	79,636	79,636	79,636	79,636	79,636
9. 2000	XXX	XXX	XXX	XXX	XXX	XXX	XXX	95,759	95,759	95,759	95,759
10. 2001	XXX	XXX	XXX	XXX	XXX	XXX	XXX	XXX	106,893	106,893	106,893
11. 2002	XXX	XXX	XXX	XXX	XXX	XXX	XXX	XXX	XXX	129,514	129,514
12. Total	XXX	XXX	XXX	XXX	XXX	XXX	XXX	XXX	XXX	XXX	129,514
13. Earned Premiums (Sch P, Part 1)	108,629	97,050	100,622	96,511	101,200	62,914	79,636	95,759	106,893	129,514	XXX

**SCHEDULE P - PART 6D - WORKERS' COMPENSATION**

**SECTION 1**

Years in Which Premiums Were Earned and Losses Were Incurred	CUMULATIVE PREMIUMS EARNED DIRECT AND ASSUMED AT YEAR END (\$000 OMITTED)										11 Current Year Premiums Earned
	1 1993	2 1994	3 1995	4 1996	5 1997	6 1998	7 1999	8 2000	9 2001	10 2002	
1. Prior	.0	.0	.0	.0	.0	.0	.0	.0	.0	.0	.0
2. 1993	1,156,605	1,145,287	1,139,361	1,134,401	1,131,854	1,130,924	1,130,924	1,130,924	1,130,924	1,130,924	1,130,924
3. 1994	XXX	958,356	955,670	947,505	948,965	949,062	949,062	949,062	949,062	949,062	949,062
4. 1995	XXX	XXX	797,934	791,713	783,132	783,502	783,502	783,502	783,502	783,502	783,502
5. 1996	XXX	XXX	XXX	707,783	700,752	706,362	706,362	706,362	706,362	706,362	706,362
6. 1997	XXX	XXX	XXX	XXX	597,705	612,103	612,103	612,103	612,103	612,103	612,103
7. 1998	XXX	XXX	XXX	XXX	XXX	576,154	576,154	576,154	576,154	576,154	576,154
8. 1999	XXX	XXX	XXX	XXX	XXX	XXX	137,143	137,143	137,143	137,143	137,143
9. 2000	XXX	XXX	XXX	XXX	XXX	XXX	XXX	134,170	134,170	134,170	134,170
10. 2001	XXX	XXX	XXX	XXX	XXX	XXX	XXX	XXX	155,129	155,129	155,129
11. 2002	XXX	XXX	XXX	XXX	XXX	XXX	XXX	XXX	XXX	171,204	171,204
12. Total	XXX	XXX	XXX	XXX	XXX	XXX	XXX	XXX	XXX	XXX	171,204
13. Earned Premiums (Sch P, Part 1)	1,145,722	905,224	794,806	692,467	578,687	593,369	137,143	134,170	155,129	171,204	XXX

**SECTION 2**

Years in Which Premiums Were Earned and Losses Were Incurred	CUMULATIVE PREMIUMS EARNED CEDED AT YEAR END (\$000 OMITTED)										11 Current Year Premiums Earned
	1 1993	2 1994	3 1995	4 1996	5 1997	6 1998	7 1999	8 2000	9 2001	10 2002	
1. Prior	.0	.0	.0	.0	.0	.0	.0	.0	.0	.0	.0
2. 1993	435,944	435,946	435,946	435,946	435,946	435,946	435,946	435,946	435,946	435,946	435,946
3. 1994	XXX	307,735	307,736	307,736	307,736	307,736	307,736	307,736	307,736	307,736	307,736
4. 1995	XXX	XXX	217,543	217,544	217,544	217,544	217,544	217,544	217,544	217,544	217,544
5. 1996	XXX	XXX	XXX	144,889	144,890	144,890	144,890	144,890	144,890	144,890	144,890
6. 1997	XXX	XXX	XXX	XXX	99,873	99,874	99,874	99,874	99,874	99,874	99,874
7. 1998	XXX	XXX	XXX	XXX	XXX	90,583	90,583	90,583	90,583	90,583	90,583
8. 1999	XXX	XXX	XXX	XXX	XXX	XXX	5,278	5,278	5,278	5,278	5,278
9. 2000	XXX	XXX	XXX	XXX	XXX	XXX	XXX	3,981	3,981	3,981	3,981
10. 2001	XXX	XXX	XXX	XXX	XXX	XXX	XXX	XXX	2,388	2,388	2,388
11. 2002	XXX	XXX	XXX	XXX	XXX	XXX	XXX	XXX	XXX	3,539	3,539
12. Total	XXX	XXX	XXX	XXX	XXX	XXX	XXX	XXX	XXX	XXX	3,539
13. Earned Premiums (Sch P, Part 1)	435,947	307,737	217,546	144,890	99,874	90,585	5,278	3,981	2,388	3,539	XXX

**ANNUAL STATEMENT FOR THE YEAR 2002 OF THE NATIONWIDE MUTUAL INSURANCE COMPANY**

**SCHEDULE P - PART 6E - COMMERCIAL MULTIPLE PERIL**

**SECTION 1**

Years in Which Premiums Were Earned and Losses Were Incurred	CUMULATIVE PREMIUMS EARNED DIRECT AND ASSUMED AT YEAR END (\$000 OMITTED)										11 Current Year Premiums Earned
	1 1993	2 1994	3 1995	4 1996	5 1997	6 1998	7 1999	8 2000	9 2001	10 2002	
1. Prior	.0	.0	.0	.0	.0	.0	.0	.0	.0	.0	.0
2. 1993	400,245	400,465	400,463	400,463	400,463	400,463	400,463	400,463	400,463	400,463	.0
3. 1994	XXX	375,562	375,712	375,708	375,708	375,708	375,708	375,708	375,708	375,708	.0
4. 1995	XXX	XXX	393,217	405,455	405,451	405,448	405,448	405,448	405,448	405,448	.0
5. 1996	XXX	XXX	XXX	408,835	409,320	409,322	409,322	409,322	409,322	409,322	.0
6. 1997	XXX	XXX	XXX	XXX	432,659	34,601	34,601	34,601	34,601	34,601	.0
7. 1998	XXX	XXX	XXX	XXX	XXX	378,089	378,089	378,089	378,089	378,089	.0
8. 1999	XXX	XXX	XXX	XXX	XXX	XXX	603,112	603,112	603,112	603,112	.0
9. 2000	XXX	XXX	XXX	XXX	XXX	XXX	XXX	625,783	625,783	625,783	.0
10. 2001	XXX	XXX	XXX	XXX	XXX	XXX	XXX	XXX	703,971	703,971	.0
11. 2002	XXX	XXX	XXX	XXX	XXX	XXX	XXX	XXX	XXX	841,920	841,920
12. Total	XXX	XXX	XXX	XXX	XXX	XXX	XXX	XXX	XXX	XXX	841,920
13. Earned Premiums (Sch P, Part 1)	400,294	375,637	393,341	409,111	433,140	378,594	603,112	625,783	703,971	841,920	XXX

**SECTION 2**

Years in Which Premiums Were Earned and Losses Were Incurred	CUMULATIVE PREMIUMS EARNED CEDED AT YEAR END (\$000 OMITTED)										11 Current Year Premiums Earned
	1 1993	2 1994	3 1995	4 1996	5 1997	6 1998	7 1999	8 2000	9 2001	10 2002	
1. Prior	.0	.0	.0	.0	.0	.0	.0	.0	.0	.0	.0
2. 1993	79,471	79,472	79,472	79,472	79,472	79,472	79,472	79,472	79,472	79,472	.0
3. 1994	XXX	51,701	51,707	51,707	51,707	51,707	51,707	51,707	51,707	51,707	.0
4. 1995	XXX	XXX	44,762	44,772	44,772	44,772	44,772	44,772	44,772	44,772	.0
5. 1996	XXX	XXX	XXX	26,409	26,425	26,425	26,425	26,425	26,425	26,425	.0
6. 1997	XXX	XXX	XXX	XXX	31,658	1,161	1,161	1,161	1,161	1,161	.0
7. 1998	XXX	XXX	XXX	XXX	XXX	(21,124)	(21,124)	(21,124)	(21,124)	(21,124)	.0
8. 1999	XXX	XXX	XXX	XXX	XXX	XXX	27,309	27,309	27,309	27,309	.0
9. 2000	XXX	XXX	XXX	XXX	XXX	XXX	XXX	41,793	41,793	41,793	.0
10. 2001	XXX	XXX	XXX	XXX	XXX	XXX	XXX	XXX	39,309	39,309	.0
11. 2002	XXX	XXX	XXX	XXX	XXX	XXX	XXX	XXX	XXX	45,511	45,511
12. Total	XXX	XXX	XXX	XXX	XXX	XXX	XXX	XXX	XXX	XXX	45,511
13. Earned Premiums (Sch P, Part 1)	79,473	51,712	44,771	26,425	31,674	(21,103)	27,309	41,793	39,309	45,511	XXX

**SCHEDULE P - PART 6H - OTHER LIABILITY - OCCURRENCE**

**SECTION 1A**

Years in Which Premiums Were Earned and Losses Were Incurred	CUMULATIVE PREMIUMS EARNED DIRECT AND ASSUMED AT YEAR END (\$000 OMITTED)										11 Current Year Premiums Earned
	1 1993	2 1994	3 1995	4 1996	5 1997	6 1998	7 1999	8 2000	9 2001	10 2002	
1. Prior	.0	.0	.0	.0	.0	.0	.0	.0	.0	.0	.0
2. 1993	587,592	588,267	587,824	588,729	588,646	588,398	588,398	588,398	588,398	588,398	.0
3. 1994	XXX	560,046	561,669	561,792	561,042	559,554	559,554	559,554	559,554	559,554	.0
4. 1995	XXX	XXX	495,159	493,690	492,899	491,206	491,206	491,206	491,206	491,206	.0
5. 1996	XXX	XXX	XXX	406,053	406,750	405,528	405,528	405,528	405,528	405,528	.0
6. 1997	XXX	XXX	XXX	XXX	366,322	366,200	366,200	366,200	366,200	366,200	.0
7. 1998	XXX	XXX	XXX	XXX	XXX	321,847	321,847	321,847	321,847	321,847	.0
8. 1999	XXX	XXX	XXX	XXX	XXX	XXX	438,796	438,796	438,796	438,796	.0
9. 2000	XXX	XXX	XXX	XXX	XXX	XXX	XXX	427,709	427,709	427,709	.0
10. 2001	XXX	XXX	XXX	XXX	XXX	XXX	XXX	XXX	518,242	518,242	.0
11. 2002	XXX	XXX	XXX	XXX	XXX	XXX	XXX	XXX	XXX	686,815	686,815
12. Total	XXX	XXX	XXX	XXX	XXX	XXX	XXX	XXX	XXX	XXX	686,815
13. Earned Premiums (Sch P, Part 1)	582,876	571,159	496,131	408,805	367,896	319,306	438,395	427,709	518,242	686,815	XXX

**SECTION 2A**

Years in Which Premiums Were Earned and Losses Were Incurred	CUMULATIVE PREMIUMS EARNED CEDED AT YEAR END (\$000 OMITTED)										11 Current Year Premiums Earned
	1 1993	2 1994	3 1995	4 1996	5 1997	6 1998	7 1999	8 2000	9 2001	10 2002	
1. Prior	.0	.0	.0	.0	.0	.0	.0	.0	.0	.0	.0
2. 1993	245,399	245,403	245,403	245,403	245,403	245,403	245,403	245,403	245,403	245,403	.0
3. 1994	XXX	241,295	241,297	241,297	241,297	241,297	241,297	241,297	241,297	241,297	.0
4. 1995	XXX	XXX	267,023	267,025	267,024	267,024	267,024	267,024	267,024	267,024	.0
5. 1996	XXX	XXX	XXX	145,267	145,273	145,273	145,273	145,273	145,273	145,273	.0
6. 1997	XXX	XXX	XXX	XXX	120,923	120,932	120,932	120,932	120,932	120,932	.0
7. 1998	XXX	XXX	XXX	XXX	XXX	93,797	93,797	93,797	93,797	93,797	.0
8. 1999	XXX	XXX	XXX	XXX	XXX	XXX	167,350	167,350	167,350	167,350	.0
9. 2000	XXX	XXX	XXX	XXX	XXX	XXX	XXX	172,721	172,721	172,721	.0
10. 2001	XXX	XXX	XXX	XXX	XXX	XXX	XXX	XXX	211,373	211,373	.0
11. 2002	XXX	XXX	XXX	XXX	XXX	XXX	XXX	XXX	XXX	291,384	291,384
12. Total	XXX	XXX	XXX	XXX	XXX	XXX	XXX	XXX	XXX	XXX	291,384
13. Earned Premiums (Sch P, Part 1)	245,404	241,300	267,031	145,269	120,928	93,806	167,350	172,721	211,373	291,384	XXX

**ANNUAL STATEMENT FOR THE YEAR 2002 OF THE NATIONWIDE MUTUAL INSURANCE COMPANY**

**SCHEDULE P - PART 6H - OTHER LIABILITY - CLAIMS-MADE**

**SECTION 1B**

Years in Which Premiums Were Earned and Losses Were Incurred	CUMULATIVE PREMIUMS EARNED DIRECT AND ASSUMED AT YEAR END (\$000 OMITTED)										11 Current Year Premiums Earned	
	1 1993	2 1994	3 1995	4 1996	5 1997	6 1998	7 1999	8 2000	9 2001	10 2002		
1. Prior	.0	.0	.0	.0	.0	.0	.0	.0	.0	.0	.0	.0
2. 1993	5,333	5,333	5,333	5,333	5,333	5,333	5,333	5,333	5,333	5,333	5,333	.0
3. 1994	XXX	2,424	2,424	2,424	2,424	2,424	2,424	2,424	2,424	2,424	2,424	.0
4. 1995	XXX	XXX	31,007	31,007	31,007	31,007	31,007	31,007	31,007	31,007	31,007	.0
5. 1996	XXX	XXX	XXX	67,737	67,737	67,737	67,737	67,737	67,737	67,737	67,737	.0
6. 1997	XXX	XXX	XXX	XXX	79,166	79,166	79,166	79,166	79,166	79,166	79,166	.0
7. 1998	XXX	XXX	XXX	XXX	XXX	63,114	63,114	63,114	63,114	63,114	63,114	.0
8. 1999	XXX	XXX	XXX	XXX	XXX	XXX	52,745	52,745	52,745	52,745	52,745	.0
9. 2000	XXX	XXX	XXX	XXX	XXX	XXX	XXX	74,034	74,034	74,034	74,034	.0
10. 2001	XXX	XXX	XXX	XXX	XXX	XXX	XXX	XXX	68,761	68,761	68,761	.0
11. 2002	XXX	XXX	XXX	XXX	XXX	XXX	XXX	XXX	XXX	72,648	72,648	72,648
12. Total	XXX	XXX	XXX	XXX	XXX	XXX	XXX	XXX	XXX	XXX	XXX	72,648
13. Earned Premiums (Sch P, Part 1)	5,333	2,424	31,007	67,737	79,166	63,114	53,145	74,034	68,761	72,648	XXX	

**SECTION 2B**

Years in Which Premiums Were Earned and Losses Were Incurred	CUMULATIVE PREMIUMS EARNED CEDED AT YEAR END (\$000 OMITTED)										11 Current Year Premiums Earned	
	1 1993	2 1994	3 1995	4 1996	5 1997	6 1998	7 1999	8 2000	9 2001	10 2002		
1. Prior	.0	.0	.0	.0	.0	.0	.0	.0	.0	.0	.0	.0
2. 1993	807	807	807	807	807	807	807	807	807	807	807	.0
3. 1994	XXX	426	426	426	426	426	426	426	426	426	426	.0
4. 1995	XXX	XXX	22,080	22,080	22,080	22,080	22,080	22,080	22,080	22,080	22,080	.0
5. 1996	XXX	XXX	XXX	40,026	40,026	40,026	40,026	40,026	40,026	40,026	40,026	.0
6. 1997	XXX	XXX	XXX	XXX	48,987	48,987	48,987	48,987	48,987	48,987	48,987	.0
7. 1998	XXX	XXX	XXX	XXX	XXX	35,714	35,714	35,714	35,714	35,714	35,714	.0
8. 1999	XXX	XXX	XXX	XXX	XXX	XXX	38,130	38,130	38,130	38,130	38,130	.0
9. 2000	XXX	XXX	XXX	XXX	XXX	XXX	XXX	43,434	43,434	43,434	43,434	.0
10. 2001	XXX	XXX	XXX	XXX	XXX	XXX	XXX	XXX	38,088	38,088	38,088	.0
11. 2002	XXX	XXX	XXX	XXX	XXX	XXX	XXX	XXX	XXX	38,619	38,619	38,619
12. Total	XXX	XXX	XXX	XXX	XXX	XXX	XXX	XXX	XXX	XXX	XXX	38,619
13. Earned Premiums (Sch P, Part 1)	807	426	22,080	40,026	48,987	35,714	38,130	43,434	38,088	38,619	XXX	

**SCHEDULE P - PART 6M - INTERNATIONAL**

**SECTION 1**

Years in Which Premiums Were Earned and Losses Were Incurred	CUMULATIVE PREMIUMS EARNED DIRECT AND ASSUMED AT YEAR END (\$000 OMITTED)										11 Current Year Premiums Earned	
	1 1993	2 1994	3 1995	4 1996	5 1997	6 1998	7 1999	8 2000	9 2001	10 2002		
1. Prior	.0	.0	.0	.0	.0	.0	.0	.0	.0	.0	.0	.0
2. 1993	8,709	8,709	8,709	8,709	8,709	8,709	8,709	8,709	8,709	8,709	8,709	.0
3. 1994	XXX	10,339	10,339	10,339	10,339	10,339	10,339	10,339	10,339	10,339	10,339	.0
4. 1995	XXX	XXX	16,660	16,660	16,660	16,660	16,660	16,660	16,660	16,660	16,660	.0
5. 1996	XXX	XXX	XXX	8,633	8,633	8,633	8,633	8,633	8,633	8,633	8,633	.0
6. 1997	XXX	XXX	XXX	XXX	7,829	7,829	7,829	7,829	7,829	7,829	7,829	.0
7. 1998	XXX	XXX	XXX	XXX	XXX	8,834	8,834	8,834	8,834	8,834	8,834	.0
8. 1999	XXX	XXX	XXX	XXX	XXX	XXX	13,282	13,282	13,282	13,282	13,282	.0
9. 2000	XXX	XXX	XXX	XXX	XXX	XXX	XXX	8,435	8,435	8,435	8,435	.0
10. 2001	XXX	XXX	XXX	XXX	XXX	XXX	XXX	XXX	2,180	2,180	2,180	.0
11. 2002	XXX	XXX	XXX	XXX	XXX	XXX	XXX	XXX	XXX	(1)	(1)	(1)
12. Total	XXX	XXX	XXX	XXX	XXX	XXX	XXX	XXX	XXX	XXX	XXX	(1)
13. Earned Premiums (Sch P, Part 1)	8,709	10,339	16,660	8,633	7,829	8,834	13,282	8,435	2,180	(1)	XXX	

**SECTION 2**

Years in Which Premiums Were Earned and Losses Were Incurred	CUMULATIVE PREMIUMS EARNED CEDED AT YEAR END (\$000 OMITTED)										11 Current Year Premiums Earned	
	1 1993	2 1994	3 1995	4 1996	5 1997	6 1998	7 1999	8 2000	9 2001	10 2002		
1. Prior	.0	.0	.0	.0	.0	.0	.0	.0	.0	.0	.0	.0
2. 1993	424	424	424	424	424	424	424	424	424	424	424	.0
3. 1994	XXX	1,071	1,071	1,071	1,071	1,071	1,071	1,071	1,071	1,071	1,071	.0
4. 1995	XXX	XXX	5,990	5,990	5,990	5,990	5,990	5,990	5,990	5,990	5,990	.0
5. 1996	XXX	XXX	XXX	7,007	7,007	7,007	7,007	7,007	7,007	7,007	7,007	.0
6. 1997	XXX	XXX	XXX	XXX	7,118	7,118	7,118	7,118	7,118	7,118	7,118	.0
7. 1998	XXX	XXX	XXX	XXX	XXX	8,410	8,410	8,410	8,410	8,410	8,410	.0
8. 1999	XXX	XXX	XXX	XXX	XXX	XXX	11,235	11,235	11,235	11,235	11,235	.0
9. 2000	XXX	XXX	XXX	XXX	XXX	XXX	XXX	7,114	7,114	7,114	7,114	.0
10. 2001	XXX	XXX	XXX	XXX	XXX	XXX	XXX	XXX	1,456	1,456	1,456	.0
11. 2002	XXX	XXX	XXX	XXX	XXX	XXX	XXX	XXX	XXX	(17)	(17)	(17)
12. Total	XXX	XXX	XXX	XXX	XXX	XXX	XXX	XXX	XXX	XXX	XXX	(17)
13. Earned Premiums (Sch P, Part 1)	424	1,071	5,990	7,007	7,118	8,410	11,235	7,114	1,456	(17)	XXX	

**ANNUAL STATEMENT FOR THE YEAR 2002 OF THE NATIONWIDE MUTUAL INSURANCE COMPANY**

**SCHEDULE P - PART 6N - REINSURANCE - NONPROPORTIONAL ASSUMED PROPERTY**

**SECTION 1**

Years in Which Premiums Were Earned and Losses Were Incurred	CUMULATIVE PREMIUMS EARNED DIRECT AND ASSUMED AT YEAR END (\$000 OMITTED)										11 Current Year Premiums Earned
	1	2	3	4	5	6	7	8	9	10	
	1993	1994	1995	1996	1997	1998	1999	2000	2001	2002	
1. Prior	.0	.0	.0	.0	.0	.0	.0	.0	.0	.0	.0
2. 1993	40,502	40,502	40,502	40,502	40,502	40,502	40,502	40,502	40,502	40,502	.0
3. 1994	XXX	32,907	32,907	32,907	32,907	32,907	32,907	32,907	32,907	32,907	.0
4. 1995	XXX	XXX	55,356	55,356	55,356	55,356	55,356	55,356	55,356	55,356	.0
5. 1996	XXX	XXX	XXX	24,921	24,921	24,921	24,921	24,921	24,921	24,921	.0
6. 1997	XXX	XXX	XXX	XXX	25,747	25,747	25,747	25,747	25,747	25,747	.0
7. 1998	XXX	XXX	XXX	XXX	XXX	25,250	25,250	25,250	25,250	25,250	.0
8. 1999	XXX	XXX	XXX	XXX	XXX	XXX	27,741	27,741	27,741	27,741	.0
9. 2000	XXX	XXX	XXX	XXX	XXX	XXX	XXX	4,305	4,305	4,305	.0
10. 2001	XXX	XXX	XXX	XXX	XXX	XXX	XXX	XXX	357	357	.0
11. 2002	XXX	XXX	XXX	XXX	XXX	XXX	XXX	XXX	XXX	10,780	10,780
12. Total	XXX	XXX	XXX	XXX	XXX	XXX	XXX	XXX	XXX	XXX	10,780
13. Earned Premiums (Sch P, Part 1)	40,502	32,907	55,356	24,921	25,747	25,250	27,741	4,305	357	10,780	XXX

**SECTION 2**

Years in Which Premiums Were Earned and Losses Were Incurred	CUMULATIVE PREMIUMS EARNED CEDED AT YEAR END (\$000 OMITTED)										11 Current Year Premiums Earned
	1	2	3	4	5	6	7	8	9	10	
	1993	1994	1995	1996	1997	1998	1999	2000	2001	2002	
1. Prior	.0	.0	.0	.0	.0	.0	.0	.0	.0	.0	.0
2. 1993	26,684	26,684	26,684	26,684	26,684	26,684	26,684	26,684	26,684	26,684	.0
3. 1994	XXX	14,895	14,895	14,895	14,895	14,895	14,895	14,895	14,895	14,895	.0
4. 1995	XXX	XXX	34,715	34,715	34,715	34,715	34,715	34,715	34,715	34,715	.0
5. 1996	XXX	XXX	XXX	27,585	27,585	27,585	27,585	27,585	27,585	27,585	.0
6. 1997	XXX	XXX	XXX	XXX	24,063	24,063	24,063	24,063	24,063	24,063	.0
7. 1998	XXX	XXX	XXX	XXX	XXX	24,807	24,807	24,807	24,807	24,807	.0
8. 1999	XXX	XXX	XXX	XXX	XXX	XXX	26,288	26,288	26,288	26,288	.0
9. 2000	XXX	XXX	XXX	XXX	XXX	XXX	XXX	3,769	3,769	3,769	.0
10. 2001	XXX	XXX	XXX	XXX	XXX	XXX	XXX	XXX	191	191	.0
11. 2002	XXX	XXX	XXX	XXX	XXX	XXX	XXX	XXX	XXX	(171)	(171)
12. Total	XXX	XXX	XXX	XXX	XXX	XXX	XXX	XXX	XXX	XXX	(171)
13. Earned Premiums (Sch P, Part 1)	26,684	14,895	34,715	27,585	24,063	24,807	26,288	3,769	191	(171)	XXX

**SCHEDULE P - PART 6O - REINSURANCE B - NONPROPORTIONAL ASSUMED LIABILITY**

**SECTION 1**

Years in Which Premiums Were Earned and Losses Were Incurred	CUMULATIVE PREMIUMS EARNED DIRECT AND ASSUMED AT YEAR END (\$000 OMITTED)										11 Current Year Premiums Earned
	1	2	3	4	5	6	7	8	9	10	
	1993	1994	1995	1996	1997	1998	1999	2000	2001	2002	
1. Prior	.0	.0	.0	.0	.0	.0	.0	.0	.0	.0	.0
2. 1993	450	450	450	450	450	450	450	450	450	450	.0
3. 1994	XXX	37	37	37	37	37	37	37	37	37	.0
4. 1995	XXX	XXX	1,426	1,426	1,426	1,426	1,426	1,426	1,426	1,426	.0
5. 1996	XXX	XXX	XXX	382	382	382	382	382	382	382	.0
6. 1997	XXX	XXX	XXX	XXX	650	650	650	650	650	650	.0
7. 1998	XXX	XXX	XXX	XXX	XXX	866	866	866	866	866	.0
8. 1999	XXX	XXX	XXX	XXX	XXX	XXX	1,198	1,198	1,198	1,198	.0
9. 2000	XXX	XXX	XXX	XXX	XXX	XXX	XXX	306	306	306	.0
10. 2001	XXX	XXX	XXX	XXX	XXX	XXX	XXX	XXX	187	187	.0
11. 2002	XXX	XXX	XXX	XXX	XXX	XXX	XXX	XXX	XXX	(87)	(87)
12. Total	XXX	XXX	XXX	XXX	XXX	XXX	XXX	XXX	XXX	XXX	(87)
13. Earned Premiums (Sch P, Part 1)	450	37	1,426	382	650	866	1,198	306	187	(87)	XXX

**SECTION 2**

Years in Which Premiums Were Earned and Losses Were Incurred	CUMULATIVE PREMIUMS EARNED CEDED AT YEAR END (\$000 OMITTED)										11 Current Year Premiums Earned
	1	2	3	4	5	6	7	8	9	10	
	1993	1994	1995	1996	1997	1998	1999	2000	2001	2002	
1. Prior	.0	.0	.0	.0	.0	.0	.0	.0	.0	.0	.0
2. 1993	.0	.0	.0	.0	.0	.0	.0	.0	.0	.0	.0
3. 1994	XXX	1	1	1	1	1	1	1	1	1	.0
4. 1995	XXX	XXX	.0	.0	.0	.0	.0	.0	.0	.0	.0
5. 1996	XXX	XXX	XXX	331	331	331	331	331	331	331	.0
6. 1997	XXX	XXX	XXX	XXX	694	694	694	694	694	694	.0
7. 1998	XXX	XXX	XXX	XXX	XXX	824	824	824	824	824	.0
8. 1999	XXX	XXX	XXX	XXX	XXX	XXX	1,061	1,061	1,061	1,061	.0
9. 2000	XXX	XXX	XXX	XXX	XXX	XXX	XXX	325	325	325	.0
10. 2001	XXX	XXX	XXX	XXX	XXX	XXX	XXX	XXX	169	169	.0
11. 2002	XXX	XXX	XXX	XXX	XXX	XXX	XXX	XXX	XXX	(104)	(104)
12. Total	XXX	XXX	XXX	XXX	XXX	XXX	XXX	XXX	XXX	XXX	(104)
13. Earned Premiums (Sch P, Part 1)	0	1	0	331	694	824	1,061	325	169	(104)	XXX

**ANNUAL STATEMENT FOR THE YEAR 2002 OF THE NATIONWIDE MUTUAL INSURANCE COMPANY**

**SCHEDULE P - PART 6R - PRODUCTS LIABILITY - OCCURRENCE**

**SECTION 1A**

Years in Which Premiums Were Earned and Losses Were Incurred	CUMULATIVE PREMIUMS EARNED DIRECT AND ASSUMED AT YEAR END (\$000 OMITTED)										11 Current Year Premiums Earned
	1	2	3	4	5	6	7	8	9	10	
	1993	1994	1995	1996	1997	1998	1999	2000	2001	2002	
1. Prior	.0	.0	.0	.0	.0	.0	.0	.0	.0	.0	.0
2. 1993	53,852	53,856	53,856	53,856	53,856	53,856	53,856	53,856	53,856	53,856	.0
3. 1994	XXX	46,065	46,070	46,065	46,065	46,065	46,065	46,065	46,065	46,065	.0
4. 1995	XXX	XXX	40,594	40,605	40,605	40,605	40,605	40,605	40,605	40,605	.0
5. 1996	XXX	XXX	XXX	36,189	36,222	36,223	36,223	36,223	36,223	36,223	.0
6. 1997	XXX	XXX	XXX	XXX	33,521	1,008	1,008	1,008	1,008	1,008	.0
7. 1998	XXX	XXX	XXX	XXX	XXX	29,485	29,485	29,485	29,485	29,485	.0
8. 1999	XXX	XXX	XXX	XXX	XXX	XXX	28,362	28,362	28,362	28,362	.0
9. 2000	XXX	XXX	XXX	XXX	XXX	XXX	XXX	30,337	30,337	30,337	.0
10. 2001	XXX	XXX	XXX	XXX	XXX	XXX	XXX	XXX	35,706	35,706	.0
11. 2002	XXX	XXX	XXX	XXX	XXX	XXX	XXX	XXX	XXX	43,117	43,117
12. Total	XXX	XXX	XXX	XXX	XXX	XXX	XXX	XXX	XXX	XXX	43,117
13. Earned Premiums (Sch P, Part 1)	53,856	46,072	40,597	36,195	33,554	29,536	28,362	30,337	35,706	43,117	XXX

**SECTION 2A**

Years in Which Premiums Were Earned and Losses Were Incurred	CUMULATIVE PREMIUMS EARNED CEDED AT YEAR END (\$000 OMITTED)										11 Current Year Premiums Earned
	1	2	3	4	5	6	7	8	9	10	
	1993	1994	1995	1996	1997	1998	1999	2000	2001	2002	
1. Prior	.0	.0	.0	.0	.0	.0	.0	.0	.0	.0	.0
2. 1993	11,934	11,935	11,935	11,935	11,935	11,935	11,935	11,935	11,935	11,935	.0
3. 1994	XXX	6,801	6,801	6,801	6,801	6,801	6,801	6,801	6,801	6,801	.0
4. 1995	XXX	XXX	14,472	14,472	14,472	14,472	14,472	14,472	14,472	14,472	.0
5. 1996	XXX	XXX	XXX	4,232	4,232	4,232	4,232	4,232	4,232	4,232	.0
6. 1997	XXX	XXX	XXX	XXX	3,640	.10	.10	.10	.10	.10	.0
7. 1998	XXX	XXX	XXX	XXX	XXX	378	378	378	378	378	.0
8. 1999	XXX	XXX	XXX	XXX	XXX	XXX	608	608	608	608	.0
9. 2000	XXX	XXX	XXX	XXX	XXX	XXX	XXX	800	800	800	.0
10. 2001	XXX	XXX	XXX	XXX	XXX	XXX	XXX	XXX	1,192	1,192	.0
11. 2002	XXX	XXX	XXX	XXX	XXX	XXX	XXX	XXX	XXX	1,344	1,344
12. Total	XXX	XXX	XXX	XXX	XXX	XXX	XXX	XXX	XXX	XXX	1,344
13. Earned Premiums (Sch P, Part 1)	11,935	6,801	14,472	4,232	3,640	379	608	800	1,192	1,344	XXX

**SCHEDULE P - PART 6R - PRODUCTS LIABILITY - CLAIMS-MADE**

**SECTION 1B**

Years in Which Premiums Were Earned and Losses Were Incurred	CUMULATIVE PREMIUMS EARNED DIRECT AND ASSUMED AT YEAR END (\$000 OMITTED)										11 Current Year Premiums Earned
	1	2	3	4	5	6	7	8	9	10	
	1993	1994	1995	1996	1997	1998	1999	2000	2001	2002	
1. Prior	.0	.0	.0	.0	.0	.0	.0	.0	.0	.0	.0
2. 1993	(20)	(20)	(20)	(20)	(20)	(20)	(20)	(20)	(20)	(20)	.0
3. 1994	XXX	18	18	18	18	18	18	18	18	18	.0
4. 1995	XXX	XXX	21	21	21	21	21	21	21	21	.0
5. 1996	XXX	XXX	XXX	22	22	22	22	22	22	22	.0
6. 1997	XXX	XXX	XXX	XXX	21	21	21	21	21	21	.0
7. 1998	XXX	XXX	XXX	XXX	XXX	14	14	14	14	14	.0
8. 1999	XXX	XXX	XXX	XXX	XXX	XXX	(659)	(659)	(659)	(659)	.0
9. 2000	XXX	XXX	XXX	XXX	XXX	XXX	XXX	1	1	1	.0
10. 2001	XXX	XXX	XXX	XXX	XXX	XXX	XXX	XXX	2	2	.0
11. 2002	XXX	XXX	XXX	XXX	XXX	XXX	XXX	XXX	XXX	1	1
12. Total	XXX	XXX	XXX	XXX	XXX	XXX	XXX	XXX	XXX	XXX	1
13. Earned Premiums (Sch P, Part 1)	(20)	18	21	22	21	14	(659)	1	2	1	XXX

**SECTION 2B**

Years in Which Premiums Were Earned and Losses Were Incurred	CUMULATIVE PREMIUMS EARNED CEDED AT YEAR END (\$000 OMITTED)										11 Current Year Premiums Earned
	1	2	3	4	5	6	7	8	9	10	
	1993	1994	1995	1996	1997	1998	1999	2000	2001	2002	
1. Prior	.0	.0	.0	.0	.0	.0	.0	.0	.0	.0	.0
2. 1993	10	10	10	10	10	10	10	10	10	10	.0
3. 1994	XXX	.0	.0	.0	.0	.0	.0	.0	.0	.0	.0
4. 1995	XXX	XXX	.0	.0	.0	.0	.0	.0	.0	.0	.0
5. 1996	XXX	XXX	XXX	3	3	3	3	3	3	3	.0
6. 1997	XXX	XXX	XXX	XXX	12	12	12	12	12	12	.0
7. 1998	XXX	XXX	XXX	XXX	XXX	11	11	11	11	11	.0
8. 1999	XXX	XXX	XXX	XXX	XXX	XXX	.0	.0	.0	.0	.0
9. 2000	XXX	XXX	XXX	XXX	XXX	XXX	XXX	.0	.0	.0	.0
10. 2001	XXX	XXX	XXX	XXX	XXX	XXX	XXX	XXX	.0	.0	.0
11. 2002	XXX	XXX	XXX	XXX	XXX	XXX	XXX	XXX	XXX	.0	.0
12. Total	XXX	XXX	XXX	XXX	XXX	XXX	XXX	XXX	XXX	XXX	.0
13. Earned Premiums (Sch P, Part 1)	10	.0	.0	3	12	11	.0	.0	.0	.0	XXX

Schedule P - Part 7A - Section 1

**NONE**

Schedule P - Part 7A - Section 2

**NONE**

Schedule P - Part 7A - Section 3

**NONE**

Schedule P - Part 7A - Section 4

**NONE**

Schedule P - Part 7A - Section 5

**NONE**

Schedule P - Part 7B - Section 1

**NONE**

Schedule P - Part 7B - Section 2

**NONE**

Schedule P - Part 7B - Section 3

**NONE**

Schedule P - Part 7B - Section 4

**NONE**

Schedule P - Part 7B - Section 5

**NONE**

Schedule P - Part 7B - Section 6

**NONE**

Schedule P - Part 7B - Section 7

**NONE**

## SCHEDULE P INTERROGATORIES

1. What is the extended loss and expense reserve - direct and assumed - for the following classes? An example of an extended loss and expense reserve is the actuarial reserve for the free-tail coverage arising upon death, disability or retirement in most medical malpractice policies. Such a liability is to be reported here even if it was not reported elsewhere in Schedule P, but otherwise reported as a liability item on Page 3. Show the full reserve amount, not just the change during the current year.

Years in which premiums were earned and losses were incurred		1 Medical Malpractice	2 Other Liability	3 Products Liability
1.01	Prior .....			
1.02	1993 .....			
1.03	1994 .....			
1.04	1995 .....			
1.05	1996 .....			
1.06	1997 .....			
1.07	1998 .....			
1.08	1999 .....			
1.09	2000 .....			
1.10	2001 .....			
1.11	2002 .....			
1.12	Totals	0	0	0

2. The definition of allocated loss adjustment expenses (ALAE) and, therefore, unallocated loss adjustment expenses (ULAE) was changed effective January 1, 1998. This change in definition applies to both paid and unpaid expenses. Are these expenses (now reported as "Defense and Cost Containment" and "Adjusting and Other") reported in compliance with these definitions in this statement? Answer: Yes [ X ] No [ ]

3. The Adjusting and Other expense payments and reserves should be allocated to the years in which the losses were incurred based on the number of claims reported, closed and outstanding in those years. When allocating Adjusting and Other expense between companies in a group or a pool, the Adjusting and Other expense should be allocated in the same percentage used for the loss amounts and the claim counts. For reinsurers, Adjusting and Other expense assumed should be reported according to the reinsurance contract. For Adjusting and Other expense incurred by reinsurers, or in those situations where suitable claim count information is not available, Adjusting and Other expense should be allocated by a reasonable method determined by the company and described in Interrogatory 7, below. Are they so reported in this Statement? Answer: Yes [ X ] No [ ]

4. Do any lines in Schedule P include reserves which are reported gross of any discount to present value of future payments, but are reported net of such discounts on Page 11? Yes [ ] No [ X ]

If Yes, proper reporting must be made in the Notes to Financial Statements, as specified in the Instructions. Also, the discounts must be reported in Schedule P - Part 1, Columns 32 and 33.

Schedule P must be completed gross of non-tabular discounting. Work papers relating to discount calculations must be available for examination upon request.

Discounting is allowed only if expressly permitted by the state insurance department to which this Annual Statement is being filed.

5. What were the net premiums in force at the end of the year for:  
(in thousands of dollars)

5.1 Fidelity .....374  
5.2 Surety .....489

6. Claim count information is reported ..... Per Claim

7.1 The information provided in Schedule P will be used by many persons to estimate the adequacy of the current loss and expense reserves, among other things. Are there any especially significant events, coverage, retention or accounting changes which have occurred which must be considered when making such analyses? Yes [ X ] No [ ]

7.2 An extended statement may be attached.  
The company participates in a reinsurance pooling agreement as described in the Notes to Financial Statements #25. Beginning in 1999, salvage and subrogation receivable is being netted against IBNR for all accident years. Prior to 1999, salvage and subrogation was netted against case reserves. As a result of the 1998 de-affiliation with Wausau Companies, this company neither writes nor reports loss sensitive contracts.....

**ANNUAL STATEMENT FOR THE YEAR 2002 OF THE NATIONWIDE MUTUAL INSURANCE COMPANY**

**SCHEDULE Y (continued)**  
**PART 2 - SUMMARY OF INSURER'S TRANSACTIONS WITH ANY AFFILIATES**

1	2	3	4	5	6	7	8	9	10	11	12	13
NAIC Company Code	Federal ID Number	Names of Insurers and Parent, Subsidiaries or Affiliates	Shareholder Dividends	Capital Contributions	Purchases, Sales or Exchanges of Loans, Securities, Real Estate, Mortgage Loans or Other Investments	Income/ (Disbursements) Incurred in Connection with Guarantees or Undertakings for the Benefit of any Affiliate(s)	Management Agreements and Service Contracts	Income/ (Disbursements) Incurred Under Reinsurance Agreements	*	Any Other Material Activity Not in the Ordinary Course of the Insurer's Business	Totals	Reinsurance Recoverable/ (Payable) on Losses and/or Reserve Credit Taken/(Liability)
00000	42-0958655	ALLIED GROUP, INC.					248,395				248,395	
42579	42-1201931	ALLIED PROPERTY AND CASUALTY					53,111				53,111	
00000	31-4419196	ALLNATIONS, INC.	(1,970)				24,944				22,974	
19100	42-6054959	AMCO INSURANCE COMPANY					620,467				620,467	1,316,944,000
29262	74-1061659	COLONIAL COUNTY MUTUAL INSURANCE COMPANY					(4,610,905)	(18,084,000)			(22,694,905)	68,013,000
00000	47-0463362	COOPERATIVE SERVICE COMPANY		1,844,890			(12,000)				1,832,890	
42587	42-1207150	DEPOSITORS INSURANCE COMPANY					32,563				32,563	
00000	42-0944562	F & B, INC.					(114,561)				(114,561)	
13838	42-0618271	FARMLAND MUTUAL INSURANCE COMPANY		(1,844,890)			676,616				(1,168,274)	(8,996,000)
00000	74-1395229	LONE STAR GENERAL AGENCY					(512,671)				(512,671)	
11991	38-0865250	NATIONAL CASUALTY COMPANY					63,424	(399,937,747)			(399,874,323)	626,365,000
00000	42-1154244	NATIONWIDE ADVANTAGE MORTGAGE COMPANY					660				660	
28223	42-1015537	NATIONWIDE AGRIBUSINESS INSURANCE COMPANY					120,887				120,887	195,821,000
00000	31-1578869	NATIONWIDE ARENA, LLC					22,877				22,877	
10723	95-0639970	NATIONWIDE ASSURANCE COMPANY					74,616				74,616	241,955,000
00000	31-1177951	NATIONWIDE CASH MANAGEMENT COMPANY					140,847				140,847	
00000	34-1935988	NATIONWIDE COMMUNITY DEVELOPMENT CORP.		3,648,384							3,648,384	
00000	31-4416546	NATIONWIDE CORPORATION	(2,092,505)				222,369				(1,870,136)	
00000	31-1486870	NATIONWIDE FINANCIAL SERVICES, INC.	(9,467,787)	155,106,667			2,348,863				147,987,743	
23760	31-4425763	NATIONWIDE GENERAL INSURANCE COMPANY					42,910				42,910	155,383,000
00000	31-1570938	NATIONWIDE GLOBAL HOLDINGS, INC.					872,551				872,551	
10070	31-1399201	NATIONWIDE INDEMNITY COMPANY		(20,366,436)			206,734				(20,159,702)	(348,602,000)
25453	95-2130882	NATIONWIDE INSURANCE COMPANY OF AMERICA					62,327				62,327	19,000
10948	31-1613686	NATIONWIDE INSURANCE COMPANY OF FLORIDA					3,889,933				3,889,933	
00000	31-1684339	NATIONWIDE INSURANCE SALES COMPANY		74,056,358			(191,195,975)				(117,139,617)	
92657	31-1000740	NATIONWIDE LIFE AND ANNUITY INSURANCE COMPANY		95,000,000			(36,631,759)	(247,783,136)			(189,414,895)	
70750	23-1619082	NATIONWIDE LIFE AND ANNUITY COMPANY OF AMERICA					(13,488,736)	260,016			(13,228,720)	565,185
66869	31-4156830	NATIONWIDE LIFE INSURANCE COMPANY	(35,000,000)	(300,106,667)			(576,658,297)	244,400,013			(667,364,951)	
68225	23-0990450	NATIONWIDE LIFE INSURANCE COMPANY OF AMERICA	7,500,000	5,211,360			21,514,846	(157,614)			34,068,592	852,133
79570	51-0329526	NATIONWIDE LIFE INSURANCE COMPANY OF DELAWARE					(20,000)	(102,402)			(122,402)	(1,417,318)
42110	75-1780981	NATIONWIDE LLOYDS					1,364,708				1,364,708	88,451,000
00000	30-0067549	NATIONWIDE MORTGAGE HOLDING INCORPORATED		4,000,161							4,000,161	
23779	31-4177110	NATIONWIDE MUTUAL FIRE INSURANCE COMPANY	2,218,515				73,860,569				76,079,084	209,000
23787	31-4177100	NATIONWIDE MUTUAL INSURANCE COMPANY	44,343,747				746,503,547	641,212,870			1,333,408,234	(2,302,441,000)
37877	31-0970750	NATIONWIDE PROPERTY AND CASUALTY INSURANCE COMPANY					34,778				34,778	460,700,000
00000	23-1705786	NATIONWIDE PROVIDENT HOLDING COMPANY	(7,500,000)	(4,500,000)			(7,985,160)				(19,985,160)	
00000	31-1486309	NATIONWIDE REALTY INVESTORS, LTD.		37,313,463			214,955				37,528,418	
00000	31-1592130	NATIONWIDE TRUST COMPANY, FSF		10,000,000			(15,138,248)				(5,138,248)	
00000	13-4110716	NEWHOUSE CAPITAL PARTNERS, LLC									0	
00000	98-0192521	NATIONWIDE FINANCIAL SERVICE (BERMUDA) LTD.		40,000,000			(7,625,162)				32,374,838	
15580	31-1117969	SCOTTSDALE INDEMNITY COMPANY					30,319	(68,041,000)			(68,010,681)	124,612,000
41297	31-1024978	SCOTTSDALE INSURANCE COMPANY					765,608				765,608	(798,906,000)
10672	86-0835870	SCOTTSDALE SURPLUS LINES INSURANCE COMPANY						(9,980,000)			(9,980,000)	13,730,000
00000	51-0102116	SIGMA AMERICAN CORPORATION		(711,360)			(20,950)				(732,310)	
37150	86-0561941	WESTERN HERITAGE COMPANY						(141,787,000)			(141,787,000)	166,743,000
9999999	Control Totals		0	0	0	0	0	0	XXX	0	0	0

110

# ANNUAL STATEMENT FOR THE YEAR 2002 OF THE NATIONWIDE MUTUAL INSURANCE COMPANY







## SUPPLEMENTAL EXHIBITS AND SCHEDULES INTERROGATORIES

The following supplemental reports are required to be filed as part of your statement filing. However, in the event that your company does not transact the type of business for which the special report must be filed, your response of **NO** to the specific interrogatory will be accepted in lieu of filing a "NONE" report and a bar code will be printed below. If the supplement is required of your company but is not being filed for whatever reason enter **SEE EXPLANATION** and provide an explanation following the interrogatory questions.

	<u>RESPONSES</u>
<b>MARCH FILING</b>	
1. Will Supplement A to Schedule T (Medical Malpractice Supplement) be filed by March 1?	.....Yes.....
2. Will Schedule SIS (Stockholder Information Supplement) be filed with the state of domicile by March 1?	.....No.....
3. Will the Financial Guaranty Insurance Exhibit be filed March 1?	.....No.....
4. Will the Medicare Supplement Insurance Experience Exhibit be filed with the state of domicile and the NAIC by March 1?	.....No.....
5. Will an actuarial opinion be filed by March 1?	.....Yes.....
6. Will the SVO Compliance Certification be filed by March 1?	.....Yes.....
7. Will the Trusteed Surplus Statement be filed with the state of domicile and the NAIC by March 1?	.....No.....
8. Will the Supplemental Compensation Exhibit be filed with the state of domicile by March 1?	.....Yes.....
9. Will the Risk-based Capital Report be filed with the NAIC by March 1?	.....Yes.....
10. Will the Risk-based Capital Report be filed with the state of domicile, if required by March 1?	.....Yes.....
11. Will the Premiums Attributed to Protected Cells Exhibit be filed by March 1?	.....No.....
<b>APRIL FILING</b>	
12. Will the Insurance Expense Exhibit be filed with the state of domicile and the NAIC by April 1?	.....Yes.....
13. Will Management's Discussion and Analysis be filed by April 1?	.....Yes.....
14. Will the Credit Insurance Experience Exhibit be filed with the state of domicile and the NAIC by April 1?	.....No.....
15. Will the Long-term Care Experience Reporting Forms be filed with the state of domicile and the NAIC by April 1?	.....No.....
16. Will the Accident and Health Policy Experience Exhibit be filed by April 1?	.....Yes.....
17. Will the Investment Risk Interrogatories be filed by April 1?	.....Yes.....
<b>MAY FILING</b>	
18. Will this company be included in a combined annual statement which is filed with the NAIC by May 1?	.....Yes.....
<b>JUNE FILING</b>	
19. Will an audited financial report be filed by June 1?	.....Yes.....

**Explanations:**

**Bar Codes:**

2.	 2 3 7 8 7 2 0 0 2 4 2 0 0 0 0 0 0
3.	 2 3 7 8 7 2 0 0 2 2 4 0 0 0 0 0 0
4.	 2 3 7 8 7 2 0 0 2 3 6 0 5 8 0 0 0
7.	 2 3 7 8 7 2 0 0 2 4 9 0 0 0 0 0 0
11.	 2 3 7 8 7 2 0 0 2 3 8 5 0 0 0 0 0
14.	 2 3 7 8 7 2 0 0 2 2 3 0 5 8 0 0 0

ANNUAL STATEMENT FOR THE YEAR 2002 OF THE NATIONWIDE MUTUAL INSURANCE COMPANY  
**SUPPLEMENTAL EXHIBITS AND SCHEDULES INTERROGATORIES**



15.

---

OVERFLOW PAGE FOR WRITE-INS

P002 Additional Aggregate Lines for Page 2 Line 25.

*ASSETS				
2504. Pooling expense receivable.....	19,388,744	0	19,388,744	0
2505. NCI net assets.....	4,809,512	4,809,512	0	0
2506. Recoupment receivable.....	0	0	0	3,722,189
2597. Summary of remaining write-ins for Line 25 from page 2	24,198,256	4,809,512	19,388,744	3,722,189

P003 Additional Aggregate Lines for Page 3 Line 23.

*LIAB				
2304. Reserve for state escheat payment.....			53,736,644	51,278,659
2305. Divestiture payable.....			20,000,000	0
2306. Accrued interest payable on surplus notes.....			16,134,247	13,421,918
2307. 2002 private passenger auto escrow.....			14,347,881	0
2308. Loss based assessment payable.....			4,894,142	3,671,919
2309. State surcharge/recoupment payable.....			4,131,240	3,385,727
2397. Summary of remaining write-ins for Line 23 from page 3			113,244,154	71,758,223

P004 Additional Aggregate Lines for Page 4 Line 14.

*UNINEX				
1404. Pension curtailment benefit.....			8,370,000	0
1497. Summary of remaining write-ins for Line 14 from page 4			8,370,000	0

P005 Additional Aggregate Lines for Page 5 Line 07.4.

*CASH				
07.404 Divestiture expense.....			(16,740,000)	0
07.405 Pension curtailment.....			8,370,000	0
07.497 Summary of remaining write-ins for Line 7.4 from overflow page 5			(8,370,000)	0

P011 Additional Aggregate Lines for Page 11 Line 24.

*EXEXP				
2404. Service fees.....		178,889,120		178,889,120
2405. LAD buyout expense.....		42,755,749		42,755,749
2497. Summary of remaining write-ins for Line 24 from page 11	0	221,644,869	0	221,644,869

P013 Additional Aggregate Lines for Page 13 Line 04.

*EXNONADMIT				
0404. Receivable on securities.....		150,906	14,001	(136,905)
0497. Summary of remaining write-ins for Line 4 from page 13		150,906	14,001	(136,905)



SUPPLEMENT FOR DECEMBER 31, 2002 OF THE NATIONWIDE MUTUAL INSURANCE COMPANY

Designate the type of health care providers reported on this page  
Physicians

**SUPPLEMENT "A" TO SCHEDULE T  
EXHIBIT OF MEDICAL MALPRACTICE PREMIUMS WRITTEN  
ALLOCATED BY STATES AND TERRITORIES**

1 States, Etc.	2 Direct Premiums Written	3 Direct Premiums Earned	Direct Losses Paid		6 Direct Losses Incurred	Direct Losses Unpaid		9 Direct Losses Incurred But Not Reported
			4 Amount	5 Number of Claims		7 Amount Reported	8 Number of Claims	
1. Alabama	AL							
2. Alaska	AK							
3. Arizona	AZ							
4. Arkansas	AR							
5. California	CA							
6. Colorado	CO							
7. Connecticut	CT				(2)			3
8. Delaware	DE							
9. District of Columbia	DC							
10. Florida	FL							
11. Georgia	GA				(4)			4
12. Hawaii	HI							
13. Idaho	ID							
14. Illinois	IL				0			(32)
15. Indiana	IN							
16. Iowa	IA							
17. Kansas	KS							
18. Kentucky	KY							
19. Louisiana	LA							
20. Maine	ME							
21. Maryland	MD				354			1,317
22. Massachusetts	MA							
23. Michigan	MI							
24. Minnesota	MN							
25. Mississippi	MS							
26. Missouri	MO							
27. Montana	MT							
28. Nebraska	NE							
29. Nevada	NV							
30. New Hampshire	NH							
31. New Jersey	NJ							
32. New Mexico	NM							
33. New York	NY				(9)			7
34. North Carolina	NC				(1)			0
35. North Dakota	ND							
36. Ohio	OH							0
37. Oklahoma	OK							
38. Oregon	OR							
39. Pennsylvania	PA				23			220
40. Rhode Island	RI							
41. South Carolina	SC				0			21
42. South Dakota	SD							
43. Tennessee	TN				(1)			29
44. Texas	TX							
45. Utah	UT							
46. Vermont	VT							
47. Virginia	VA				(43)			22
48. Washington	WA							
49. West Virginia	WV				(3)			6
50. Wisconsin	WI							
51. Wyoming	WY							
52. American Samoa	AS							
53. Guam	GU							
54. Puerto Rico	PR							
55. U.S. Virgin Islands	VI							
56. Canada	CN							
57. Aggregate Other Aliens	OT	0	0	0	0	0	0	0
58. Totals		0	0	0	314	0	0	1,597
<b>DETAILS OF WRITE-INS</b>								
5701.								
5702.								
5703.								
5798. Summary of remaining write-ins for Line 57 from overflow page		0	0	0	0	0	0	0
5799. Totals (Lines 5701 thru 5703 plus 5798) (Line 57 above)		0	0	0	0	0	0	0



SUPPLEMENT FOR DECEMBER 31, 2002 OF THE NATIONWIDE MUTUAL INSURANCE COMPANY

Designate the type of health care providers reported on this page  
Hospitals

**SUPPLEMENT "A" TO SCHEDULE T  
EXHIBIT OF MEDICAL MALPRACTICE PREMIUMS WRITTEN  
ALLOCATED BY STATES AND TERRITORIES**

1 States, Etc.	2 Direct Premiums Written	3 Direct Premiums Earned	Direct Losses Paid		6 Direct Losses Incurred	Direct Losses Unpaid		9 Direct Losses Incurred But Not Reported
			4 Amount	5 Number of Claims		7 Amount Reported	8 Number of Claims	
1. Alabama	AL							
2. Alaska	AK							
3. Arizona	AZ							
4. Arkansas	AR							
5. California	CA							
6. Colorado	CO							
7. Connecticut	CT							
8. Delaware	DE							
9. District of Columbia	DC							
10. Florida	FL							
11. Georgia	GA				0			6
12. Hawaii	HI							
13. Idaho	ID							
14. Illinois	IL							
15. Indiana	IN							
16. Iowa	IA							
17. Kansas	KS							
18. Kentucky	KY							
19. Louisiana	LA							
20. Maine	ME							
21. Maryland	MD							
22. Massachusetts	MA							
23. Michigan	MI							
24. Minnesota	MN							
25. Mississippi	MS							
26. Missouri	MO							
27. Montana	MT							
28. Nebraska	NE							
29. Nevada	NV							
30. New Hampshire	NH							
31. New Jersey	NJ							
32. New Mexico	NM							
33. New York	NY							
34. North Carolina	NC							
35. North Dakota	ND							
36. Ohio	OH				7			28
37. Oklahoma	OK							
38. Oregon	OR							
39. Pennsylvania	PA							
40. Rhode Island	RI							
41. South Carolina	SC							
42. South Dakota	SD							
43. Tennessee	TN							
44. Texas	TX							
45. Utah	UT							
46. Vermont	VT							
47. Virginia	VA							
48. Washington	WA							
49. West Virginia	WV							
50. Wisconsin	WI							
51. Wyoming	WY							
52. American Samoa	AS							
53. Guam	GU							
54. Puerto Rico	PR							
55. U.S. Virgin Islands	VI							
56. Canada	CN							
57. Aggregate Other Aliens	OT	0	0	0	0	0	0	0
58. Totals		0	0	0	7	0	0	34
<b>DETAILS OF WRITE-INS</b>								
5701.								
5702.								
5703.								
5798. Summary of remaining write-ins for Line 57 from overflow page		0	0	0	0	0	0	0
5799. Totals (Lines 5701 thru 5703 plus 5798) (Line 57 above)		0	0	0	0	0	0	0



SUPPLEMENT FOR DECEMBER 31, 2002 OF THE NATIONWIDE MUTUAL INSURANCE COMPANY

Designate the type of health care providers reported on this page  
Other Health Care Professionals

**SUPPLEMENT "A" TO SCHEDULE T  
EXHIBIT OF MEDICAL MALPRACTICE PREMIUMS WRITTEN  
ALLOCATED BY STATES AND TERRITORIES**

1 States, Etc.	2 Direct Premiums Written	3 Direct Premiums Earned	Direct Losses Paid		6 Direct Losses Incurred	Direct Losses Unpaid		9 Direct Losses Incurred But Not Reported	
			4 Amount	5 Number of Claims		7 Amount Reported	8 Number of Claims		
1. Alabama	AL	.144			(22)			.990	
2. Alaska	AK								
3. Arizona	AZ								
4. Arkansas	AR				2			.30	
5. California	CA				(68)			.20	
6. Colorado	CO								
7. Connecticut	CT	.579	.521		(419)			2,384	
8. Delaware	DE	.749	.747		(249)			1,805	
9. District of Columbia	DC				(16)			.46	
10. Florida	FL	.647	.507		(5,350)			4,937	
11. Georgia	GA	.617	.625		(187)			1,182	
12. Hawaii	HI								
13. Idaho	ID								
14. Illinois	IL	.928	.928		(267)			1,651	
15. Indiana	IN	.400	.487		(192)			1,797	
16. Iowa	IA								
17. Kansas	KS								
18. Kentucky	KY				18			.328	
19. Louisiana	LA								
20. Maine	ME				.0			.30	
21. Maryland	MD	4,212	4,296		(1,532)			7,718	
22. Massachusetts	MA				(12)			.356	
23. Michigan	MI	.200	.200		(143)			.661	
24. Minnesota	MN								
25. Mississippi	MS				(13)			.334	
26. Missouri	MO								
27. Montana	MT								
28. Nebraska	NE								
29. Nevada	NV								
30. New Hampshire	NH	.101	.100		(44)			.69	
31. New Jersey	NJ				.0			.6	
32. New Mexico	NM								
33. New York	NY				22	1,000	1	1,777	
34. North Carolina	NC	10,025	10,767		(4,510)			11,887	
35. North Dakota	ND								
36. Ohio	OH	54,356	56,832		(24,126)			75,770	
37. Oklahoma	OK								
38. Oregon	OR								
39. Pennsylvania	PA	23,798	25,257		(11,509)			46,155	
40. Rhode Island	RI	.100	.100		(28)			.322	
41. South Carolina	SC				(393)			.893	
42. South Dakota	SD								
43. Tennessee	TN				(13)			1,049	
44. Texas	TX								
45. Utah	UT								
46. Vermont	VT	.300	.300		(128)			.743	
47. Virginia	VA	5,005	5,142		(2,468)			8,648	
48. Washington	WA								
49. West Virginia	WV	5,835	5,984		(2,673)			10,264	
50. Wisconsin	WI								
51. Wyoming	WY								
52. American Samoa	AS								
53. Guam	GU								
54. Puerto Rico	PR								
55. U.S. Virgin Islands	VI								
56. Canada	CN								
57. Aggregate Other Aliens	OT	0	0	0	0	0	0	0	
58. Totals		107,996	112,938	0	0	(54,320)	1,000	1	181,851
<b>DETAILS OF WRITE-INS</b>									
5701.									
5702.									
5703.									
5798. Summary of remaining write-ins for Line 57 from overflow page		.0	.0	.0	.0	.0	.0	.0	.0
5799. Totals (Lines 5701 thru 5703 plus 5798) (Line 57 above)		0	0	0	0	0	0	0	0



SUPPLEMENT FOR DECEMBER 31, 2002 OF THE NATIONWIDE MUTUAL INSURANCE COMPANY

Designate the type of health care providers reported on this page  
Other Health Care Facilities

**SUPPLEMENT "A" TO SCHEDULE T  
EXHIBIT OF MEDICAL MALPRACTICE PREMIUMS WRITTEN  
ALLOCATED BY STATES AND TERRITORIES**

1 States, Etc.	2 Direct Premiums Written	3 Direct Premiums Earned	Direct Losses Paid		6 Direct Losses Incurred	Direct Losses Unpaid		9 Direct Losses Incurred But Not Reported
			4 Amount	5 Number of Claims		7 Amount Reported	8 Number of Claims	
1. Alabama	AL				(1)			3
2. Alaska	AK							
3. Arizona	AZ				0			0
4. Arkansas	AR				0			8
5. California	CA							
6. Colorado	CO							
7. Connecticut	CT				2			26
8. Delaware	DE				2			11
9. District of Columbia	DC							
10. Florida	FL				3			2
11. Georgia	GA				3			6
12. Hawaii	HI							
13. Idaho	ID							
14. Illinois	IL				1			4
15. Indiana	IN							
16. Iowa	IA							
17. Kansas	KS							
18. Kentucky	KY				0			18
19. Louisiana	LA							
20. Maine	ME							
21. Maryland	MD				15			119
22. Massachusetts	MA							
23. Michigan	MI							
24. Minnesota	MN							
25. Mississippi	MS				(1)			51
26. Missouri	MO							
27. Montana	MT							
28. Nebraska	NE							
29. Nevada	NV							
30. New Hampshire	NH				1			3
31. New Jersey	NJ							
32. New Mexico	NM							
33. New York	NY				(40)			549
34. North Carolina	NC				13			116
35. North Dakota	ND							
36. Ohio	OH				39			433
37. Oklahoma	OK							
38. Oregon	OR							
39. Pennsylvania	PA				27			766
40. Rhode Island	RI							
41. South Carolina	SC				12			155
42. South Dakota	SD							
43. Tennessee	TN				4			18
44. Texas	TX							
45. Utah	UT							
46. Vermont	VT							
47. Virginia	VA				22			229
48. Washington	WA							
49. West Virginia	WV				2			106
50. Wisconsin	WI							
51. Wyoming	WY							
52. American Samoa	AS							
53. Guam	GU							
54. Puerto Rico	PR							
55. U.S. Virgin Islands	VI							
56. Canada	CN							
57. Aggregate Other Aliens	OT	0	0	0	0	0	0	0
58. Totals		0	0	0	103	0	0	2,622
<b>DETAILS OF WRITE-INS</b>								
5701.								
5702.								
5703.								
5798. Summary of remaining write-ins for Line 57 from overflow page		0	0	0	0	0	0	0
5799. Totals (Lines 5701 thru 5703 plus 5798) (Line 57 above)		0	0	0	0	0	0	0



SUPPLEMENT FOR DECEMBER 31, 2002 OF THE NATIONWIDE MUTUAL INSURANCE COMPANY

Designate the type of health care providers reported on this page  
 Medical Malpractice Policies

**SUPPLEMENT "A" TO SCHEDULE T  
 EXHIBIT OF MEDICAL MALPRACTICE PREMIUMS WRITTEN  
 ALLOCATED BY STATES AND TERRITORIES**

1 States, Etc.	2 Direct Premiums Written	3 Direct Premiums Earned	Direct Losses Paid		6 Direct Losses Incurred	Direct Losses Unpaid		9 Direct Losses Incurred But Not Reported
			4 Amount	5 Number of Claims		7 Amount Reported	8 Number of Claims	
1. Alabama AL								
2. Alaska AK								
3. Arizona AZ								
4. Arkansas AR								
5. California CA								
6. Colorado CO								
7. Connecticut CT								
8. Delaware DE								
9. District of Columbia DC								
10. Florida FL								
11. Georgia GA								
12. Hawaii HI								
13. Idaho ID								
14. Illinois IL								
15. Indiana IN								
16. Iowa IA								
17. Kansas KS								
18. Kentucky KY								
19. Louisiana LA								
20. Maine ME								
21. Maryland MD								
22. Massachusetts MA								
23. Michigan MI								
24. Minnesota MN								
25. Mississippi MS								
26. Missouri MO								
27. Montana MT								
28. Nebraska NE								
29. Nevada NV								
30. New Hampshire NH								
31. New Jersey NJ								
32. New Mexico NM								
33. New York NY								
34. North Carolina NC								
35. North Dakota ND								
36. Ohio OH								
37. Oklahoma OK								
38. Oregon OR								
39. Pennsylvania PA								
40. Rhode Island RI								
41. South Carolina SC								
42. South Dakota SD								
43. Tennessee TN								
44. Texas TX								
45. Utah UT								
46. Vermont VT								
47. Virginia VA								
48. Washington WA								
49. West Virginia WV								
50. Wisconsin WI								
51. Wyoming WY								
52. American Samoa AS								
53. Guam GU								
54. Puerto Rico PR								
55. U.S. Virgin Islands VI								
56. Canada CN								
57. Aggregate Other Aliens OT	0	0	0	0	0	0	0	0
58. Totals	0	0	0	0	0	0	0	0
<b>DETAILS OF WRITE-INS</b>								
5701.								
5702.								
5703.								
5798. Summary of remaining write-ins for Line 57 from overflow page	0	0	0	0	0	0	0	0
5799. Totals (Lines 5701 thru 5703 plus 5798) (Line 57 above)	0	0	0	0	0	0	0	0

**NONE**