



ANNUAL STATEMENT
FOR THE YEAR ENDED DECEMBER 31, 2002
OF THE CONDITION AND AFFAIRS OF THE
CENTRAL BENEFITS ASSURANCE COMPANY

NAIC Group Code 0759 (Current Period) 0759 (Prior Period) NAIC Company Code 18465 Employer's ID Number 31-1125378

Organized under the Laws of Ohio, State of Domicile or Port of Entry Ohio

Country of Domicile United States of America

Incorporated 01/11/1985 Commenced Business 10/01/1985

Statutory Home Office 716 Mt. Airyshire Blvd. (Street and Number) Columbus, OH 43235 (City or Town, State and Zip Code)

Main Administrative Office 716 Mt. Airyshire Blvd. (Street and Number) Columbus, OH 43235 (City or Town, State and Zip Code) 614-797-5200 (Area Code) (Telephone Number)

Mail Address P.O. Box 16526 (Street and Number or P.O. Box) Columbus, OH 43215 (City or Town, State and Zip Code)

Primary Location of Books and Records 716 Mt. Airyshire Blvd. (Street and Number) Columbus, OH 43235 (City or Town, State and Zip Code) 614-797-5184 (Area Code) (Telephone Number)

Internet Website Address www.centralbenefits.com

Statement Contact Aaron R Hibbs (Name) 614-797-5184 (Area Code) (Telephone Number) (Extension) ahibbs@cenben.com (E-mail Address) 614-797-5106 (Fax Number)

Policyowner Relations Contact 716 Mt. Airyshire Blvd (Street and Number) Columbus, OH 43235 (City or Town, State and Zip Code) 614-797-5200 (Area Code) (Telephone Number) (Extension)

OFFICERS

President John Bertram Reinhardt Jr. Secretary William Charles Mechling
Treasurer Joseph Henry Hoffman

VICE PRESIDENTS

Ted Michael Georges William Charles Mechling Scott Matthew Vandergriff
Joseph Henry Hoffman

DIRECTORS OR TRUSTEES

John Bertram Reinhardt Jr. Ted Michael Georges William Charles Mechling
Joseph Henry Hoffman Scott Matthew Vandergriff

State of Ohio } ss
County of Franklin }

The officers of this reporting entity, being duly sworn, each depose and say that they are the described officers of said reporting entity, and that on the reporting period stated above, all of the herein described assets were the absolute property of the said reporting entity, free and clear from any liens or claims thereon, except as herein stated, and that this statement, together with related exhibits, schedules and explanations therein contained, annexed or referred to, is a full and true statement of all the assets and liabilities and of the condition and affairs of the said reporting entity as of the reporting period stated above, and of its income and deductions therefrom for the period ended, and have been completed in accordance with the NAIC Annual Statement Instructions and Accounting Practices and Procedures manual except to the extent that: (1) state law may differ; or, (2) that state rules or regulations require differences in reporting not related to accounting practices and procedures, according to the best of their information, knowledge and belief, respectively.

John Bertram Reinhardt President William Charles Mechling Secretary Joseph Henry Hoffman Treasurer

Subscribed and sworn to before me this day of February, 2003

a. Is this an original filing? Yes [ X ] No [ ]
b. If no,
1. State the amendment number
2. Date filed
3. Number of pages attached



**ANNUAL STATEMENT FOR THE YEAR 2002 OF THE CENTRAL BENEFITS ASSURANCE COMPANY**

**EXHIBIT OF PREMIUMS AND LOSSES (Statutory Page 14 Data)**

NAIC Group Code **0759**

**BUSINESS IN THE STATE OF Ohio**

**DURING THE YEAR 2002**

NAIC Company Code **18465**

Line of Business	Gross Premiums, Including Policy and Membership Fees Less Return Premiums and Premiums on Policies not Taken		3	4	5	6	7	8	9	10	11	12
	1 Direct Premiums Written	2 Direct Premiums Earned	Dividends Paid or Credited to Policyholders on Direct Business	Direct Unearned Premium Reserves	Direct Losses Paid (deducting salvage)	Direct Losses Incurred	Direct Losses Unpaid	Direct Defense and Cost Containment Expense Paid	Direct Defense and Cost Containment Expense Incurred	Direct Defense and Cost Containment Expense Unpaid	Commissions and Brokerage Expenses	Taxes, Licenses and Fees
1. Fire												
2.1 Allied lines												
2.2 Multiple peril crop												
2.3 Federal flood												
3. Farmowners multiple peril												
4. Homeowners multiple peril												
5.1 Commercial multiple peril (non-liability portion)												
5.2 Commercial multiple peril (liability portion)												
6. Mortgage guaranty												
8. Ocean marine												
9. Inland marine												
10. Financial guaranty												
11. Medical malpractice												
12. Earthquake												
13. Group accident and health												
14. Credit A & H (group and individual)												
15.1 Collectively renewable A & H												
15.2 Non-cancellable A & H												
15.3 Guaranteed renewable A & H												
15.4 Non-renewable for stated reasons only												
15.5 Other accident only												
15.6 All other A & H												
15.7 Federal employees health benefits program premium												
16. Workers' compensation												
17. Other liability												
18. Products liability												
19.1 Private passenger auto no-fault (personal injury protection)												
19.2 Other private passenger auto liability												
19.3 Commercial auto no-fault (personal injury protection)												
19.4 Other commercial auto liability												
21.1 Private passenger auto physical damage												
21.2 Commercial auto physical damage												
22. Aircraft (all perils)												
23. Fidelity												
24. Surety												
26. Burglary and theft												
27. Boiler and machinery												
28. Credit												
33. Aggregate write-ins for other lines of business												
34. TOTALS (a)												
<b>DETAILS OF WRITE-INS</b>												
3301.												
3302.												
3303.												
3398. Summary of remaining write-ins for Line 33 from overflow page												
3399. Totals (Lines 3301 thru 3303 plus 3398) (Line 33 above)												

**NONE**

24.0H

(a) Finance and service charges not included in Line 1 to 34 \$ .....



**ANNUAL STATEMENT FOR THE YEAR 2002 OF THE CENTRAL BENEFITS ASSURANCE COMPANY**

**EXHIBIT OF PREMIUMS AND LOSSES (Statutory Page 14 Data)**

NAIC Group Code **0759**

**BUSINESS IN THE STATE OF Consolidated**

**DURING THE YEAR 2002**

NAIC Company Code **18465**

Line of Business	Gross Premiums, Including Policy and Membership Fees Less Return Premiums and Premiums on Policies not Taken		3 Dividends Paid or Credited to Policyholders on Direct Business	4 Direct Unearned Premium Reserves	5 Direct Losses Paid (deducting salvage)	6 Direct Losses Incurred	7 Direct Losses Unpaid	8 Direct Defense and Cost Containment Expense Paid	9 Direct Defense and Cost Containment Expense Incurred	10 Direct Defense and Cost Containment Expense Unpaid	11 Commissions and Brokerage Expenses	12 Taxes, Licenses, and Fees
	1 Direct Premiums Written	2 Direct Premiums Earned										
1. Fire	0	0	0	0	0	0	0	0	0	0	0	0
2.1 Allied lines	0	0	0	0	0	0	0	0	0	0	0	0
2.2 Multiple peril crop	0	0	0	0	0	0	0	0	0	0	0	0
2.3 Federal flood	0	0	0	0	0	0	0	0	0	0	0	0
3. Farmowners multiple peril	0	0	0	0	0	0	0	0	0	0	0	0
4. Homeowners multiple peril	0	0	0	0	0	0	0	0	0	0	0	0
5.1 Commercial multiple peril (non-liability portion)	0	0	0	0	0	0	0	0	0	0	0	0
5.2 Commercial multiple peril (liability portion)	0	0	0	0	0	0	0	0	0	0	0	0
6. Mortgage guaranty	0	0	0	0	0	0	0	0	0	0	0	0
8. Ocean marine	0	0	0	0	0	0	0	0	0	0	0	0
9. Inland marine	0	0	0	0	0	0	0	0	0	0	0	0
10. Financial guaranty	0	0	0	0	0	0	0	0	0	0	0	0
11. Medical malpractice	0	0	0	0	0	0	0	0	0	0	0	0
12. Earthquake	0	0	0	0	0	0	0	0	0	0	0	0
13. Group accident and health	0	0	0	0	0	0	0	0	0	0	0	0
14. Credit A & H (group and individual)	0	0	0	0	0	0	0	0	0	0	0	0
15.1 Collectively renewable A & H	0	0	0	0	0	0	0	0	0	0	0	0
15.2 Non-cancellable A & H	0	0	0	0	0	0	0	0	0	0	0	0
15.3 Guaranteed renewable A & H	0	0	0	0	0	0	0	0	0	0	0	0
15.4 Non-renewable for stated reasons only	0	0	0	0	0	0	0	0	0	0	0	0
15.5 Other accident only	0	0	0	0	0	0	0	0	0	0	0	0
15.6 All other A & H	0	0	0	0	0	0	0	0	0	0	0	0
15.7 Federal employees health benefits program premium	0	0	0	0	0	0	0	0	0	0	0	0
16. Workers' compensation	0	0	0	0	0	0	0	0	0	0	0	0
17. Other liability	0	0	0	0	0	0	0	0	0	0	0	0
18. Products liability	0	0	0	0	0	0	0	0	0	0	0	0
19.1 Private passenger auto no-fault (personal injury protection)	0	0	0	0	0	0	0	0	0	0	0	0
19.2 Other private passenger auto liability	0	0	0	0	0	0	0	0	0	0	0	0
19.3 Commercial auto no-fault (personal injury protection)	0	0	0	0	0	0	0	0	0	0	0	0
19.4 Other commercial auto liability	0	0	0	0	0	0	0	0	0	0	0	0
21.1 Private passenger auto physical damage	0	0	0	0	0	0	0	0	0	0	0	0
21.2 Commercial auto physical damage	0	0	0	0	0	0	0	0	0	0	0	0
22. Aircraft (all perils)	0	0	0	0	0	0	0	0	0	0	0	0
23. Fidelity	0	0	0	0	0	0	0	0	0	0	0	0
24. Surety	0	0	0	0	0	0	0	0	0	0	0	0
26. Burglary and theft	0	0	0	0	0	0	0	0	0	0	0	0
27. Boiler and machinery	0	0	0	0	0	0	0	0	0	0	0	0
28. Credit	0	0	0	0	0	0	0	0	0	0	0	0
33. Aggregate write-ins for other lines of business	0	0	0	0	0	0	0	0	0	0	0	0
34. TOTALS (a)	0	0	0	0	0	0	0	0	0	0	0	0
<b>DETAILS OF WRITE-INS</b>												
3301.												
3302.												
3303.												
3398. Summary of remaining write-ins for Line 33 from overflow page	0	0	0	0	0	0	0	0	0	0	0	0
3399. Totals (Lines 3301 thru 3303 plus 3398) (Line 33 above)	0	0	0	0	0	0	0	0	0	0	0	0

(a) Finance and service charges not included in Line 1 to 34 \$ 0 .

24.GT

### SCHEDULE A VERIFICATION BETWEEN YEARS

- 1. Book/adjusted carrying value, December 31, prior year (prior year statement).....
- 2. Increase (decrease) by adjustment:
  - 2.1 Totals, Part 1, Column 10.....
  - 2.2 Totals, Part 3, Column 7.....
- 3. Cost of acquired, (Totals, Part 2, Column 6, net of encumbrances, Column 7) and net of additions and permanent improvements (Column 9).....
- 4. Cost of additions and permanent improvements:
  - 4.1 Totals, Part 1, Column 13.....
  - 4.2 Totals, Part 3, Column 9.....
- 5. Total profit (loss) on sales, Part 3, Column 14.....
- 6. Increase (decrease) by foreign exchange adjustment:
  - 6.1 Totals, Part 1, Column 11.....
  - 6.2 Totals, Part 3, Column 8.....
- 7. Amounts received on sales, Part 3, Column 11 and Part 1, Column 12.....
- 8. Book/adjusted carrying value at end of current period.....
- 9. Total valuation allowance.....
- 10. Subtotal (Lines 8 plus 9).....
- 11. Total nonadmitted amounts.....
- 12. Statement value, current period (Page 2, real estate lines, current period).....

**NONE**

### SCHEDULE B VERIFICATION BETWEEN YEARS

- 1. Book value/recorded investment excluding accrued interest of mortgages owned, December 31 of prior year.....
- 2. Amount loaned during year:
  - 2.1 Actual cost at time of acquisitions.....
  - 2.2 Additional investment made after acquisitions.....
- 3. Accrual of discount and mortgage interest points and commitment fees.....
- 4. Increase (decrease) by adjustment.....
- 5. Total profit (loss) on sale.....
- 6. Amounts paid on account or in full during the year.....
- 7. Amortization of premium.....
- 8. Increase (decrease) by foreign exchange adjustment.....
- 9. Book value/recorded investment excluding accrued interest on mortgages owned at end of current period.....
- 10. Total valuation allowance.....
- 11. Subtotal (Lines 9 plus 10).....
- 12. Total nonadmitted amounts.....
- 13. Statement value of mortgages owned at end of current period.....

**NONE**

### SCHEDULE BA VERIFICATION BETWEEN YEARS

- 1. Book/adjusted carrying value of long-term invested assets owned, December 31 of prior year.....
- 2. Cost of acquisitions during year:
  - 2.1 Actual cost at time of acquisitions.....
  - 2.2 Additional investment made after acquisitions.....
- 3. Accrual of discount.....
- 4. Increase (decrease) by adjustment.....
- 5. Total profit (loss) on sale.....
- 6. Amounts paid on account or in full during the year.....
- 7. Amortization of premium.....
- 8. Increase (decrease) by foreign exchange adjustment.....
- 9. Book/adjusted carrying value of long-term invested assets at end of current period.....
- 10. Total valuation allowance.....
- 11. Subtotal (Lines 9 plus 10).....
- 12. Total nonadmitted amounts.....
- 13. Statement value of long-term invested assets at end of current period.....

**NONE**

**ANNUAL STATEMENT FOR THE YEAR 2002 OF THE CENTRAL BENEFITS ASSURANCE COMPANY**

**SCHEDULE D - PART 1A - SECTION 1**

**Quality and Maturity Distribution of All Bonds Owned December 31, at Book/Adjusted Carrying Values by Major Types of Issues and NAIC Designations**

Quality Rating per the NAIC Designation	1 1 Year or Less	2 Over 1 Year Through 5 Years	3 Over 5 Years Through 10 Years	4 Over 10 Years Through 20 Years	5 Over 20 Years	6 Total Current Year	7 Col. 6 as a % of Line 10.7	8 Total from Col. 6 Prior Year	9 % From Col. 7 Prior Year	10 Total Publicly Traded	11 Total Privately Placed (a)
<b>1. U.S. Governments, Schedules D &amp; DA (Group 1)</b>											
1.1 Class 1	995,789	1,517,958	.0	.0	.0	2,513,747	92.1	2,512,857	97.4	2,513,747	.0
1.2 Class 2	.0	.0	.0	.0	.0	.0	0.0	.0	0.0	.0	.0
1.3 Class 3	.0	.0	.0	.0	.0	.0	0.0	.0	0.0	.0	.0
1.4 Class 4	.0	.0	.0	.0	.0	.0	0.0	.0	0.0	.0	.0
1.5 Class 5	.0	.0	.0	.0	.0	.0	0.0	.0	0.0	.0	.0
1.6 Class 6	0	0	0	0	0	0	0.0	0	0.0	0	0
1.7 Totals	995,789	1,517,958	0	0	0	2,513,747	92.1	2,512,857	97.4	2,513,747	0
<b>2. All Other Governments, Schedules D &amp; DA (Group 2)</b>											
2.1 Class 1	.0	.0	.0	.0	.0	.0	0.0	.0	0.0	.0	.0
2.2 Class 2	.0	.0	.0	.0	.0	.0	0.0	.0	0.0	.0	.0
2.3 Class 3	.0	.0	.0	.0	.0	.0	0.0	.0	0.0	.0	.0
2.4 Class 4	.0	.0	.0	.0	.0	.0	0.0	.0	0.0	.0	.0
2.5 Class 5	.0	.0	.0	.0	.0	.0	0.0	.0	0.0	.0	.0
2.6 Class 6	0	0	0	0	0	0	0.0	0	0.0	0	0
2.7 Totals	0	0	0	0	0	0	0.0	0	0.0	0	0
<b>3. States, Territories and Possessions etc., Guaranteed, Schedules D &amp; DA (Group 3)</b>											
3.1 Class 1	.0	.0	.0	.0	.0	.0	0.0	.0	0.0	.0	.0
3.2 Class 2	.0	.0	.0	.0	.0	.0	0.0	.0	0.0	.0	.0
3.3 Class 3	.0	.0	.0	.0	.0	.0	0.0	.0	0.0	.0	.0
3.4 Class 4	.0	.0	.0	.0	.0	.0	0.0	.0	0.0	.0	.0
3.5 Class 5	.0	.0	.0	.0	.0	.0	0.0	.0	0.0	.0	.0
3.6 Class 6	0	0	0	0	0	0	0.0	0	0.0	0	0
3.7 Totals	0	0	0	0	0	0	0.0	0	0.0	0	0
<b>4. Political Subdivisions of States, Territories and Possessions, Guaranteed, Schedules D &amp; DA (Group 4)</b>											
4.1 Class 1	.0	.0	.0	.0	.0	.0	0.0	.0	0.0	.0	.0
4.2 Class 2	.0	.0	.0	.0	.0	.0	0.0	.0	0.0	.0	.0
4.3 Class 3	.0	.0	.0	.0	.0	.0	0.0	.0	0.0	.0	.0
4.4 Class 4	.0	.0	.0	.0	.0	.0	0.0	.0	0.0	.0	.0
4.5 Class 5	.0	.0	.0	.0	.0	.0	0.0	.0	0.0	.0	.0
4.6 Class 6	0	0	0	0	0	0	0.0	0	0.0	0	0
4.7 Totals	0	0	0	0	0	0	0.0	0	0.0	0	0
<b>5. Special Revenue &amp; Special Assessment Obligations etc., Non-Guaranteed, Schedules D &amp; DA (Group 5)</b>											
5.1 Class 1	.0	.0	.0	.0	.0	.0	0.0	.0	0.0	.0	.0
5.2 Class 2	.0	.0	.0	.0	.0	.0	0.0	.0	0.0	.0	.0
5.3 Class 3	.0	.0	.0	.0	.0	.0	0.0	.0	0.0	.0	.0
5.4 Class 4	.0	.0	.0	.0	.0	.0	0.0	.0	0.0	.0	.0
5.5 Class 5	.0	.0	.0	.0	.0	.0	0.0	.0	0.0	.0	.0
5.6 Class 6	0	0	0	0	0	0	0.0	0	0.0	0	0
5.7 Totals	0	0	0	0	0	0	0.0	0	0.0	0	0

**ANNUAL STATEMENT FOR THE YEAR 2002 OF THE CENTRAL BENEFITS ASSURANCE COMPANY**

**SCHEDULE D - PART 1A - SECTION 1 (continued)**

Quality and Maturity Distribution of All Bonds Owned December 31, at Book/Adjusted Carrying Values by Major Types of Issues and NAIC Designations

Quality Rating per the NAIC Designation	1 1 Year or Less	2 Over 1 Year Through 5 Years	3 Over 5 Years Through 10 Years	4 Over 10 Years Through 20 Years	5 Over 20 Years	6 Total Current Year	7 Col. 6 as a % of Line 10.7	8 Total from Col. 6 Prior Year	9 % From Col. 7 Prior Year	10 Total Publicly Traded	11 Total Privately Placed (a)
<b>6. Public Utilities (Unaffiliated), Schedules D &amp; DA (Group 6)</b>											
6.1 Class 1 .....						.0	.0.0	.0	.0.0		
6.2 Class 2 .....						.0	.0.0	.0	.0.0		
6.3 Class 3 .....						.0	.0.0	.0	.0.0		
6.4 Class 4 .....						.0	.0.0	.0	.0.0		
6.5 Class 5 .....						.0	.0.0	.0	.0.0		
6.6 Class 6 .....						0	0.0	0	0.0		
6.7 Totals	0	0	0	0	0	0	0.0	0	0.0	0	0
<b>7. Industrial &amp; Miscellaneous (Unaffiliated), Schedules D &amp; DA (Group 7)</b>											
7.1 Class 1 .....	217,092					217,092	7.9	67,239	2.6	217,092	
7.2 Class 2 .....						.0	.0.0	.0	.0.0		
7.3 Class 3 .....						.0	.0.0	.0	.0.0		
7.4 Class 4 .....						.0	.0.0	.0	.0.0		
7.5 Class 5 .....						.0	.0.0	.0	.0.0		
7.6 Class 6 .....						0	0.0	0	0.0		
7.7 Totals	217,092	0	0	0	0	217,092	7.9	67,239	2.6	217,092	0
<b>8. Credit Tenant Loans, Schedules D &amp; DA (Group 8)</b>											
8.1 Class 1 .....						.0	.0.0	.0	.0.0		
8.2 Class 2 .....						.0	.0.0	.0	.0.0		
8.3 Class 3 .....						.0	.0.0	.0	.0.0		
8.4 Class 4 .....						.0	.0.0	.0	.0.0		
8.5 Class 5 .....						.0	.0.0	.0	.0.0		
8.6 Class 6 .....						0	0.0	0	0.0		
8.7 Totals	0	0	0	0	0	0	0.0	0	0.0	0	0
<b>9. Parent, Subsidiaries and Affiliates, Schedules D &amp; DA (Group 9)</b>											
9.1 Class 1 .....						.0	.0.0	.0	.0.0		
9.2 Class 2 .....						.0	.0.0	.0	.0.0		
9.3 Class 3 .....						.0	.0.0	.0	.0.0		
9.4 Class 4 .....						.0	.0.0	.0	.0.0		
9.5 Class 5 .....						.0	.0.0	.0	.0.0		
9.6 Class 6 .....						0	0.0	0	0.0		
9.7 Totals	0	0	0	0	0	0	0.0	0	0.0	0	0

**ANNUAL STATEMENT FOR THE YEAR 2002 OF THE CENTRAL BENEFITS ASSURANCE COMPANY**

**SCHEDULE D - PART 1A - SECTION 1 (continued)**

Quality and Maturity Distribution of All Bonds Owned December 31, at Book/Adjusted Carrying Values by Major Types of Issues and NAIC Designations

Quality Rating per the NAIC Designation	1 1 Year or Less	2 Over 1 Year Through 5 Years	3 Over 5 Years Through 10 Years	4 Over 10 Years Through 20 Years	5 Over 20 Years	6 Total Current Year	7 Col. 6 as a % of Line 10.7	8 Total from Col. 6 Prior Year	9 % From Col. 7 Prior Year	10 Total Publicly Traded	11 Total Privately Placed (a)
<b>10. Total Bonds Current Year</b>											
10.1 Class 1	1,212,881	1,517,958	.0	.0	.0	2,730,839	100.0	XXX	XXX	2,730,839	.0
10.2 Class 2	.0	.0	.0	.0	.0	.0	0.0	XXX	XXX	.0	.0
10.3 Class 3	.0	.0	.0	.0	.0	.0	0.0	XXX	XXX	.0	.0
10.4 Class 4	.0	.0	.0	.0	.0	.0	0.0	XXX	XXX	.0	.0
10.5 Class 5	.0	.0	.0	.0	.0	.0	0.0	XXX	XXX	.0	.0
10.6 Class 6	.0	.0	.0	.0	.0	.0	0.0	XXX	XXX	.0	.0
10.7 Totals	1,212,881	1,517,958	.0	.0	.0	2,730,839	100.0	XXX	XXX	2,730,839	.0
10.8 Line 10.7 as a % of Col. 6	44.4	55.6	0.0	0.0	0.0	100.0	XXX	XXX	XXX	100.0	0.0
<b>11. Total Bonds Prior Year</b>											
11.1 Class 1	67,239	2,512,857	.0	.0	.0	XXX	XXX	2,580,096	100.0	2,580,096	.0
11.2 Class 2	.0	.0	.0	.0	.0	XXX	XXX	.0	0.0	.0	.0
11.3 Class 3	.0	.0	.0	.0	.0	XXX	XXX	.0	0.0	.0	.0
11.4 Class 4	.0	.0	.0	.0	.0	XXX	XXX	.0	0.0	.0	.0
11.5 Class 5	.0	.0	.0	.0	.0	XXX	XXX	.0	0.0	.0	.0
11.6 Class 6	.0	.0	.0	.0	.0	XXX	XXX	.0	0.0	.0	.0
11.7 Totals	67,239	2,512,857	.0	.0	.0	XXX	XXX	2,580,096	100.0	2,580,096	.0
11.8 Line 11.7 as a % of Col. 8	2.6	97.4	0.0	0.0	0.0	XXX	XXX	100.0	XXX	100.0	0.0
<b>12. Total Publicly Traded Bonds</b>											
12.1 Class 1	1,212,881	1,517,958	.0	.0	.0	2,730,839	100.0	2,580,096	100.0	2,730,839	XXX
12.2 Class 2	.0	.0	.0	.0	.0	.0	0.0	.0	0.0	.0	XXX
12.3 Class 3	.0	.0	.0	.0	.0	.0	0.0	.0	0.0	.0	XXX
12.4 Class 4	.0	.0	.0	.0	.0	.0	0.0	.0	0.0	.0	XXX
12.5 Class 5	.0	.0	.0	.0	.0	.0	0.0	.0	0.0	.0	XXX
12.6 Class 6	.0	.0	.0	.0	.0	.0	0.0	.0	0.0	.0	XXX
12.7 Totals	1,212,881	1,517,958	.0	.0	.0	2,730,839	100.0	2,580,096	100.0	2,730,839	XXX
12.8 Line 12.7 as a % of Col. 6	44.4	55.6	0.0	0.0	0.0	100.0	XXX	XXX	XXX	100.0	XXX
12.9 Line 12.7 as a % of Line 10.7, Col. 6, Section 10	44.4	55.6	0.0	0.0	0.0	100.0	XXX	XXX	XXX	100.0	XXX
<b>13. Total Privately Placed Bonds</b>											
13.1 Class 1	.0	.0	.0	.0	.0	.0	0.0	.0	0.0	XXX	.0
13.2 Class 2	.0	.0	.0	.0	.0	.0	0.0	.0	0.0	XXX	.0
13.3 Class 3	.0	.0	.0	.0	.0	.0	0.0	.0	0.0	XXX	.0
13.4 Class 4	.0	.0	.0	.0	.0	.0	0.0	.0	0.0	XXX	.0
13.5 Class 5	.0	.0	.0	.0	.0	.0	0.0	.0	0.0	XXX	.0
13.6 Class 6	.0	.0	.0	.0	.0	.0	0.0	.0	0.0	XXX	.0
13.7 Totals	.0	.0	.0	.0	.0	.0	0.0	.0	0.0	XXX	.0
13.8 Line 13.7 as a % of Col. 6	0.0	0.0	0.0	0.0	0.0	0.0	XXX	XXX	XXX	XXX	0.0
13.9 Line 13.7 as a % of Line 10.7, Col. 6, Section 10	0.0	0.0	0.0	0.0	0.0	0.0	XXX	XXX	XXX	XXX	0.0

(a) Includes \$ ..... freely tradable under SEC Rule 144 or qualified for resale under SEC Rule 144A.  
 (b) Includes \$ ..... current year, \$ ..... prior year of bonds with Z designations and \$ ..... , current year, \$ ..... prior year of bonds with Z\* designations. The letter "Z" means the NAIC designation was not assigned by the Securities Valuation Office (SVO) at the date of the statement. "Z\*" means the SVO could not evaluate the obligation because valuation procedures for the security class is under regulatory review.  
 (c) Includes \$ ..... current year, \$ ..... prior year of bonds with 5\* designations and \$ ..... , current year, \$ ..... prior year of bonds with 6\* designations. "5\*" means the NAIC designation was assigned by the SVO in reliance on the insurer's certification that the issuer is current in all principal and interest payments. "6\*" means the NAIC designation was assigned by the SVO due to inadequate certification of principal and interest payments.

**ANNUAL STATEMENT FOR THE YEAR 2002 OF THE CENTRAL BENEFITS ASSURANCE COMPANY**

**SCHEDULE D - PART 1A - SECTION 2**

**Maturity Distribution of All Bonds Owned December 31, at Book/Adjusted Carrying Values by Major Type and Subtype of Issues**

Distribution by Type	1 1 Year or Less	2 Over 1 Year Through 5 Years	3 Over 5 Years Through 10 Years	4 Over 10 Years Through 20 Years	5 Over 20 Years	6 Total Current Year	7 Col. 6 as a % of Line 10.7	8 Total from Col 6 Prior Year	9 % From Col. 7 Prior Year	10 Total Publicly Traded	11 Total Privately Placed
<b>1. U.S. Governments, Schedules D &amp; DA (Group 1)</b>											
1.1 Issuer Obligations	995,789	1,517,958	0	0	0	2,513,747	92.1	2,512,857	97.4	2,513,747	0
1.2 Single Class Mortgage-Backed/Asset-Backed Securities	0	0	0	0	0	0	0.0	0	0.0	0	0
1.7 Totals	995,789	1,517,958	0	0	0	2,513,747	92.1	2,512,857	97.4	2,513,747	0
<b>2. All Other Governments, Schedules D &amp; DA (Group 2)</b>											
2.1 Issuer Obligations	0	0	0	0	0	0	0.0	0	0.0	0	0
2.2 Single Class Mortgage-Backed/Asset-Backed Securities	0	0	0	0	0	0	0.0	0	0.0	0	0
MULTI-CLASS RESIDENTIAL MORTGAGE-BACKED SECURITIES	0	0	0	0	0	0	0.0	0	0.0	0	0
2.3 Defined	0	0	0	0	0	0	0.0	0	0.0	0	0
2.4 Other	0	0	0	0	0	0	0.0	0	0.0	0	0
MULTI-CLASS COMMERCIAL MORTGAGE-BACKED/ASSET- BACKED SECURITIES	0	0	0	0	0	0	0.0	0	0.0	0	0
2.5 Defined	0	0	0	0	0	0	0.0	0	0.0	0	0
2.6 Other	0	0	0	0	0	0	0.0	0	0.0	0	0
2.7 Totals	0	0	0	0	0	0	0.0	0	0.0	0	0
<b>3. States, Territories, and Possessions Guaranteed, Schedules D &amp; DA (Group 3)</b>											
3.1 Issuer Obligations	0	0	0	0	0	0	0.0	0	0.0	0	0
3.2 Single Class Mortgage-Backed/Asset-Backed Securities	0	0	0	0	0	0	0.0	0	0.0	0	0
MULTI-CLASS RESIDENTIAL MORTGAGE-BACKED SECURITIES	0	0	0	0	0	0	0.0	0	0.0	0	0
3.3 Defined	0	0	0	0	0	0	0.0	0	0.0	0	0
3.4 Other	0	0	0	0	0	0	0.0	0	0.0	0	0
MULTI-CLASS COMMERCIAL MORTGAGE-BACKED/ASSET- BACKED SECURITIES	0	0	0	0	0	0	0.0	0	0.0	0	0
3.5 Defined	0	0	0	0	0	0	0.0	0	0.0	0	0
3.6 Other	0	0	0	0	0	0	0.0	0	0.0	0	0
3.7 Totals	0	0	0	0	0	0	0.0	0	0.0	0	0
<b>4. Political Subdivisions of States, Territories and Possessions, Guaranteed, Schedules D &amp; DA (Group 4)</b>											
4.1 Issuer Obligations	0	0	0	0	0	0	0.0	0	0.0	0	0
4.2 Single Class Mortgage-Backed/Asset-Backed Securities	0	0	0	0	0	0	0.0	0	0.0	0	0
MULTI-CLASS RESIDENTIAL MORTGAGE-BACKED SECURITIES	0	0	0	0	0	0	0.0	0	0.0	0	0
4.3 Defined	0	0	0	0	0	0	0.0	0	0.0	0	0
4.4 Other	0	0	0	0	0	0	0.0	0	0.0	0	0
MULTI-CLASS COMMERCIAL MORTGAGE-BACKED/ASSET- BACKED SECURITIES	0	0	0	0	0	0	0.0	0	0.0	0	0
4.5 Defined	0	0	0	0	0	0	0.0	0	0.0	0	0
4.6 Other	0	0	0	0	0	0	0.0	0	0.0	0	0
4.7 Totals	0	0	0	0	0	0	0.0	0	0.0	0	0
<b>5. Special Revenue &amp; Special Assessment Obligations etc., Non-Guaranteed, Schedules D &amp; DA (Group 5)</b>											
5.1 Issuer Obligations	0	0	0	0	0	0	0.0	0	0.0	0	0
5.2 Single Class Mortgage-Backed/Asset-Backed Securities	0	0	0	0	0	0	0.0	0	0.0	0	0
MULTI-CLASS RESIDENTIAL MORTGAGE-BACKED SECURITIES	0	0	0	0	0	0	0.0	0	0.0	0	0
5.3 Defined	0	0	0	0	0	0	0.0	0	0.0	0	0
5.4 Other	0	0	0	0	0	0	0.0	0	0.0	0	0
MULTI-CLASS COMMERCIAL MORTGAGE-BACKED/ASSET- BACKED SECURITIES	0	0	0	0	0	0	0.0	0	0.0	0	0
5.5 Defined	0	0	0	0	0	0	0.0	0	0.0	0	0
5.6 Other	0	0	0	0	0	0	0.0	0	0.0	0	0
5.7 Totals	0	0	0	0	0	0	0.0	0	0.0	0	0

**ANNUAL STATEMENT FOR THE YEAR 2002 OF THE CENTRAL BENEFITS ASSURANCE COMPANY**

**SCHEDULE D - PART 1A - SECTION 2 (continued)**

**Maturity Distribution of All Bonds Owned December 31, at Book/Adjusted Carrying Values by Major Type and Subtype of Issues**

Distribution by Type	1 1 Year or Less	2 Over 1 Year Through 5 Years	3 Over 5 Years Through 10 Years	4 Over 10 Years Through 20 Years	5 Over 20 Years	6 Total Current Year	7 Col. 6 as a % of Line 10.7	8 Total from Col. 6 Prior Year	9 % From Col. 7 Prior Year	10 Total Publicly Traded	11 Total Privately Placed
<b>6. Public Utilities (Unaffiliated), Schedules D &amp; DA (Group 6)</b>											
6.1 Issuer Obligations .....						0	0.0	0	0.0		
6.2 Single Class Mortgage-Backed/Asset-Based Securities .....						0	0.0	0	0.0		
MULTI-CLASS RESIDENTIAL MORTGAGE- BACKED SECURITIES											
6.3 Defined .....						0	0.0	0	0.0		
6.4 Other .....						0	0.0	0	0.0		
MULTI-CLASS COMMERCIAL MORTGAGE- BACKED/ASSET-BACKED SECURITIES											
6.5 Defined .....						0	0.0	0	0.0		
6.6 Other .....						0	0.0	0	0.0		
6.7 Totals	0	0	0	0	0	0	0.0	0	0.0	0	0
<b>7. Industrial &amp; Miscellaneous (Unaffiliated), Schedules D &amp; DA (Group 7)</b>											
7.1 Issuer Obligations .....	217,092					217,092	7.9	67,239	2.6	217,092	
7.2 Single Class Mortgage-Backed/Asset-Based Securities .....						0	0.0	0	0.0		
MULTI-CLASS RESIDENTIAL MORTGAGE- BACKED SECURITIES											
7.3 Defined .....						0	0.0	0	0.0		
7.4 Other .....						0	0.0	0	0.0		
MULTI-CLASS COMMERCIAL MORTGAGE- BACKED/ASSET-BACKED SECURITIES											
7.5 Defined .....						0	0.0	0	0.0		
7.6 Other .....						0	0.0	0	0.0		
7.7 Totals	217,092	0	0	0	0	217,092	7.9	67,239	2.6	217,092	0
<b>8. Credit Tenant Loans, Schedules D &amp; DA (Group 8)</b>											
8.1 Issuer Obligations .....						0	0.0	0	0.0		
8.7 Totals	0	0	0	0	0	0	0.0	0	0.0	0	0
<b>9. Parents, Subsidiaries and Affiliates, Schedules D &amp; DA (Group 9)</b>											
9.1 Issuer Obligations .....						0	0.0	0	0.0		
9.2 Single Class Mortgage-Backed/Asset-Based Securities .....						0	0.0	0	0.0		
MULTI-CLASS RESIDENTIAL MORTGAGE- BACKED SECURITIES											
9.3 Defined .....						0	0.0	0	0.0		
9.4 Other .....						0	0.0	0	0.0		
MULTI-CLASS COMMERCIAL MORTGAGE- BACKED/ASSET-BACKED SECURITIES											
9.5 Defined .....						0	0.0	0	0.0		
9.6 Other .....						0	0.0	0	0.0		
9.7 Totals	0	0	0	0	0	0	0.0	0	0.0	0	0

**ANNUAL STATEMENT FOR THE YEAR 2002 OF THE CENTRAL BENEFITS ASSURANCE COMPANY**

**SCHEDULE D - PART 1A - SECTION 2 (continued)**

**Maturity Distribution of All Bonds Owned December 31, at Book/Adjusted Carrying Values by Major Type and Subtype of Issues**

Distribution by Type	1 1 Year or Less	2 Over 1 Year Through 5 Years	3 Over 5 Years Through 10 Years	4 Over 10 Years Through 20 Years	5 Over 20 Years	6 Total Current Year	7 Col. 6 as a % of Line 10.7	8 Total From Col. 6 Prior Year	9 % From Col. 7 Prior Year	10 Total Publicly Traded	11 Total Privately Placed
<b>10. Total Bonds Current Year</b>											
10.1 Issuer Obligations	1,212,881	1,517,958	0	0	0	2,730,839	100.0	XXX	XXX	2,730,839	0
10.2 Single Class Mortgage-Backed/Asset-Backed Bonds MULTI-CLASS RESIDENTIAL MORTGAGE-BACKED SECURITIES	0	0	0	0	0	0	0.0	XXX	XXX	0	0
10.3 Defined	0	0	0	0	0	0	0.0	XXX	XXX	0	0
10.4 Other MULTI-CLASS COMMERCIAL MORTGAGE-BACKED/ASSET-BACKED SECURITIES	0	0	0	0	0	0	0.0	XXX	XXX	0	0
10.5 Defined	0	0	0	0	0	0	0.0	XXX	XXX	0	0
10.6 Other	0	0	0	0	0	0	0.0	XXX	XXX	0	0
10.7 Totals	1,212,881	1,517,958	0	0	0	2,730,839	100.0	XXX	XXX	2,730,839	0
10.8 Line 10.7 as a % of Col. 6	44.4	55.6	0.0	0.0	0.0	100.0	XXX	XXX	XXX	100.0	0.0
<b>11. Total Bonds Prior Year</b>											
11.1 Issuer Obligations	67,239	2,512,857	0	0	0	XXX	XXX	2,580,096	100.0	2,580,096	0
11.2 Single Class Mortgage-Backed/Asset-Backed Bonds MULTI-CLASS RESIDENTIAL MORTGAGE-BACKED SECURITIES	0	0	0	0	0	XXX	XXX	0	0.0	0	0
11.3 Defined	0	0	0	0	0	XXX	XXX	0	0.0	0	0
11.4 Other MULTI-CLASS COMMERCIAL MORTGAGE-BACKED/ASSET-BACKED SECURITIES	0	0	0	0	0	XXX	XXX	0	0.0	0	0
11.5 Defined	0	0	0	0	0	XXX	XXX	0	0.0	0	0
11.6 Other	0	0	0	0	0	XXX	XXX	0	0.0	0	0
11.7 Totals	67,239	2,512,857	0	0	0	XXX	XXX	2,580,096	100.0	2,580,096	0
11.8 Line 11.7 as a % of Col. 8	2.6	97.4	0.0	0.0	0.0	XXX	XXX	100.0	XXX	100.0	0.0
<b>12. Total Publicly Traded Bonds</b>											
12.1 Issuer Obligations	1,212,881	1,517,958				2,730,839	100.0	2,580,096	100.0	2,730,839	XXX
12.2 Single Class Mortgage-Backed/Asset-Backed Bonds MULTI-CLASS RESIDENTIAL MORTGAGE-BACKED SECURITIES						0	0.0	0	0.0	0	XXX
12.3 Defined						0	0.0	0	0.0	0	XXX
12.4 Other MULTI-CLASS COMMERCIAL MORTGAGE-BACKED/ASSET-BACKED SECURITIES						0	0.0	0	0.0	0	XXX
12.5 Defined						0	0.0	0	0.0	0	XXX
12.6 Other						0	0.0	0	0.0	0	XXX
12.7 Totals	1,212,881	1,517,958	0	0	0	2,730,839	100.0	2,580,096	100.0	2,730,839	XXX
12.8 Line 12.7 as a % of Col. 6	44.4	55.6	0.0	0.0	0.0	100.0	XXX	XXX	XXX	100.0	XXX
12.9 Line 12.7 as a % of Line 10.7, Col. 6, Section 10	44.4	55.6	0.0	0.0	0.0	100.0	XXX	XXX	XXX	100.0	XXX
<b>13. Total Privately Placed Bonds</b>											
13.1 Issuer Obligations						0	0.0	0	0.0	XXX	0
13.2 Single Class Mortgage-Backed/Asset-Backed Bonds MULTI-CLASS RESIDENTIAL MORTGAGE-BACKED SECURITIES						0	0.0	0	0.0	XXX	0
13.3 Defined						0	0.0	0	0.0	XXX	0
13.4 Other MULTI-CLASS COMMERCIAL MORTGAGE-BACKED/ASSET-BACKED SECURITIES						0	0.0	0	0.0	XXX	0
13.5 Defined						0	0.0	0	0.0	XXX	0
13.6 Other						0	0.0	0	0.0	XXX	0
13.7 Totals	0	0	0	0	0	0	0.0	0	0.0	XXX	0
13.8 Line 13.7 as a % of Col. 6	0.0	0.0	0.0	0.0	0.0	0.0	XXX	XXX	XXX	XXX	0.0
13.9 Line 13.7 as a % of Line 10.7, Col. 6, Section 10	0.0	0.0	0.0	0.0	0.0	0.0	XXX	XXX	XXX	XXX	0.0

**ANNUAL STATEMENT FOR THE YEAR 2002 OF THE CENTRAL BENEFITS ASSURANCE COMPANY**

**SCHEDULE DA - PART 2**

**Verification of SHORT-TERM INVESTMENTS Between Years**

	1	2	3	4	5
	Total	Bonds	Mortgage Loans	Other Short-term Investment Assets(a)	Investments in Parent, Subsidiaries and Affiliates
1. Book/adjusted carrying value, prior year .....	67,238	67,238	0	0	0
2. Cost of short-term investments acquired .....	1,901,910	1,901,910			
3. Increase (decrease) by adjustment .....	0				
4. Increase (decrease) by foreign exchange adjustment .....	0				
5. Total profit (loss) on disposal of short-term investments .....	0				
6. Consideration received on disposal of short-term investments .....	1,752,056	1,752,056			
7. Book/adjusted carrying value, current year .....	217,092	217,092	0	0	0
8. Total valuation allowance .....	0				
9. Subtotal (Lines 7 plus 8) .....	217,092	217,092	0	0	0
10. Total nonadmitted amounts .....	0				
11. Statement value (Lines 9 minus 10) .....	217,092	217,092	0	0	0
12. Income collected during year .....	1,908	1,908			
13. Income earned during year .....	1,975	1,975			

(a) Indicate the category of such assets, for example, joint ventures, transportation equipment: .....

33

Schedule DB - Part A - VBY

**NONE**

Schedule DB - Part B - VBY

**NONE**

Schedule DB - Part C - VBY

**NONE**

Schedule DB - Part D - VBY

**NONE**

Schedule DB - Part E - VBY

**NONE**

Schedule DB - Part F - Section 1

**NONE**

Schedule DB - Part F - Section 2

**NONE**

Schedule F - Part 1

**NONE**

Schedule F - Part 2

**NONE**

Schedule F - Part 3

**NONE**

Schedule F - Part 4

**NONE**

Schedule F - Part 5

**NONE**

Schedule F - Part 6

**NONE**

Schedule F - Part 7

**NONE**

**SCHEDULE F - PART 8**

Restatement of Balance Sheet to Identify Net Credit for Reinsurance

	1 As Reported (Net of Ceded)	2 Restatement Adjustments	3 Restated (Gross of Ceded)
<u>ASSETS</u> (Page 2, Col. 3)			
1. Cash and invested assets (Line 9) .....	2,730,839		2,730,839
2. Agents' balances or uncollected premiums (Line 10) .....	0		0
3. Funds held by or deposited with reinsured companies (Line 11) .....	0		0
4. Reinsurance recoverable on loss and loss adjustment expense payments (Line 14) .....	0		0
5. Other assets (Lines 12 and 13 and 15 through 25) .....	52,079		52,079
6. Net amount recoverable from reinsurers .....			0
7. Totals (Line 28) .....	2,782,918	0	2,782,918
<u>LIABILITIES</u> (Page 3)			
8. Losses and loss adjustment expenses (Lines 1 through 3) .....	0		0
9. Taxes, expenses, and other obligations (Lines 4 through 8) .....	0		0
10. Unearned premiums (Line 9) .....	0		0
11. Advance Premiums (Line 10) .....	0		0
12. Dividends declared and unpaid (Line 11.1 and 11.2) .....	0		0
13. Ceded reinsurance premiums payable (net of ceded commissions) (Line 12) .....	0		0
14. Funds held by company under reinsurance treaties (Line 13) .....	0		0
15. Amounts withheld or retained by company for account of others (Line 14) .....	0		0
16. Provision for reinsurance (Line 16) .....	0		0
17. Other liabilities (Lines 15 and 17 through 23) .....	0		0
18. Total liabilities (Line 26 minus Line 25) .....	0	0	0
19. Surplus as regards policyholders (Line 35) .....	2,782,918	X X X	2,782,918
20. Totals (Line 36) .....	2,782,918	0	2,782,918

NOTE: Is the restatement of this exhibit the result of grossing up balances ceded to affiliates under 100 percent reinsurance or pooling arrangements? Yes [ ] No [ X ]

If yes, give full explanation:

Schedule H - Part 1

**NONE**

Schedule H - Part 2

**NONE**

Schedule H - Part 3

**NONE**

Schedule H - Part 4

**NONE**

Schedule H - Part 5

**NONE**

Schedule P - Part 1A - Home/Farm

**NONE**

Schedule P - Part 1B - Private Passenger

**NONE**

Schedule P - Part 1C - Comm Auto/Truck

**NONE**

Schedule P - Part 1D - Workers' Comp

**NONE**

Schedule P - Part 1E - Comm Multi Peril

**NONE**

Schedule P - Part 1F - Medical Mal Occur

**NONE**

Schedule P - Part 1F - Medical Mal Claim

**NONE**

Schedule P - Part 1G - Special Liability

**NONE**

Schedule P - Part 1H - Other Liab Occur

**NONE**

Schedule P - Part 1H - Other Liab Claims

**NONE**

Schedule P - Part 1I - Special Property

**NONE**

Schedule P - Part 1J - Auto Physical

**NONE**

Schedule P - Part 1K - Fidelity/Surety

**NONE**

Schedule P - Part 1L - Other

**NONE**

Schedule P - Part 1M - International

**NONE**

Schedule P - Part 1N - Reinsurance A

**NONE**

Schedule P - Part 1O - Reinsurance B

**NONE**

Schedule P - Part 1P - Reinsurance C

**NONE**

Schedule P - Part 1R - Prod Liab Occur

**NONE**

Schedule P - Part 1R - Prod Liab Claims

**NONE**

Schedule P - Part 1S-Fin./Mtg. Guaranty

**NONE**

Schedule P - Part 2A

**NONE**

Schedule P - Part 2B

**NONE**

Schedule P - Part 2C

**NONE**

Schedule P - Part 2D

**NONE**

Schedule P - Part 2E

**NONE**

Schedule P - Part 2F - Medical Mal Occur

**NONE**

Schedule P - Part 2F - Medical Mal Claim

**NONE**

Schedule P - Part 2G

**NONE**

Schedule P - Part 2H - Other Liab Occur

**NONE**

Schedule P - Part 2H - Other Liab Claim

**NONE**

Schedule P - Part 2I

**NONE**

Schedule P - Part 2J

**NONE**

Schedule P - Part 2K

**NONE**

Schedule P - Part 2L

**NONE**

Schedule P - Part 2M

**NONE**

Schedule P - Part 2N

**NONE**

Schedule P - Part 2O

**NONE**

Schedule P - Part 2P

**NONE**

Schedule P - Part 2R - Prod Liab Occur

**NONE**

Schedule P - Part 2R - Prod Liab Claims

**NONE**

Schedule P - Part 2S

**NONE**

Schedule P - Part 3A

**NONE**

Schedule P - Part 3B

**NONE**

Schedule P - Part 3C

**NONE**

Schedule P - Part 3D

**NONE**

Schedule P - Part 3E

**NONE**

Schedule P - Part 3F - Medical Mal Occur

**NONE**

Schedule P - Part 3F - Medical Mal Claim

**NONE**

Schedule P - Part 3G

**NONE**

Schedule P - Part 3H - Other Liab Occur

**NONE**

Schedule P - Part 3H - Other Liab Claims

**NONE**

Schedule P - Part 3I

**NONE**

Schedule P - Part 3J

**NONE**

Schedule P - Part 3K

**NONE**

Schedule P - Part 3L

**NONE**

Schedule P - Part 3M

**NONE**

Schedule P - Part 3N

**NONE**

Schedule P - Part 3O

**NONE**

Schedule P - Part 3P

**NONE**

Schedule P - Part 3R - Prod Liab Occur

**NONE**

Schedule P - Part 3R - Prod Liab Claims

**NONE**

Schedule P - Part 3S

**NONE**

Schedule P - Part 4A

**NONE**

Schedule P - Part 4B

**NONE**

Schedule P - Part 4C

**NONE**

Schedule P - Part 4D

**NONE**

Schedule P - Part 4E

**NONE**

Schedule P - Part 4F - Medical Mal Occur

**NONE**

Schedule P - Part 4F - Medical Mal Claim

**NONE**

Schedule P - Part 4G

**NONE**

Schedule P - Part 4H - Other Liab Occur

**NONE**

Schedule P - Part 4H - Other Liab Claims

**NONE**

Schedule P - Part 4I - Special Property

**NONE**

Schedule P - Part 4J

**NONE**

Schedule P - Part 4K

**NONE**

Schedule P - Part 4L

**NONE**

Schedule P - Part 4M

**NONE**

Schedule P - Part 4N

**NONE**

Schedule P - Part 4O

**NONE**

Schedule P - Part 4P

**NONE**

Schedule P - Part 4R - Prod Liab Occur

**NONE**

Schedule P - Part 4R - Prod Liab Claims

**NONE**

Schedule P - Part 4S

**NONE**

Schedule P - Part 5A- SN1

**NONE**

Schedule P - Part 5A- SN2

**NONE**

Schedule P - Part 5A- SN3

**NONE**

Schedule P - Part 5B- SN1

**NONE**

Schedule P - Part 5B- SN2

**NONE**

Schedule P - Part 5B- SN3

**NONE**

Schedule P - Part 5C- SN1

**NONE**

Schedule P - Part 5C- SN2

**NONE**

Schedule P - Part 5C- SN3

**NONE**

Schedule P - Part 5D- SN1

**NONE**

Schedule P - Part 5D- SN2

**NONE**

Schedule P - Part 5D- SN3

**NONE**

Schedule P - Part 5E- SN1

**NONE**

Schedule P - Part 5E- SN2

**NONE**

Schedule P - Part 5E- SN3

**NONE**

Schedule P - Part 5F- SN1A

**NONE**

Schedule P - Part 5F- SN2A

**NONE**

Schedule P - Part 5F- SN3A

**NONE**

Schedule P - Part 5F- SN1B

**NONE**

Schedule P - Part 5F- SN2B

**NONE**

Schedule P - Part 5F- SN3B

**NONE**

Schedule P - Part 5H- SN1A

**NONE**

Schedule P - Part 5H- SN2A

**NONE**

Schedule P - Part 5H- SN3A

**NONE**

Schedule P - Part 5H- SN1B

**NONE**

Schedule P - Part 5H- SN2B

**NONE**

Schedule P - Part 5H- SN3B

**NONE**

Schedule P - Part 5R- SN1A

**NONE**

Schedule P - Part 5R- SN2A

**NONE**

Schedule P - Part 5R- SN3A

**NONE**

Schedule P - Part 5R- SN1B

**NONE**

Schedule P - Part 5R- SN2B

**NONE**

Schedule P - Part 5R- SN3B

**NONE**

Schedule P - Part 6C - SN1

**NONE**

Schedule P - Part 6C - SN2

**NONE**

Schedule P - Part 6D - SN1

**NONE**

Schedule P - Part 6D - SN2

**NONE**

Schedule P - Part 6E - SN1

**NONE**

Schedule P - Part 6E - SN2

**NONE**

Schedule P - Part 6H - SN1A

**NONE**

Schedule P - Part 6H - SN2A

**NONE**

Schedule P - Part 6H - SN1B

**NONE**

Schedule P - Part 6H - SN2B

**NONE**

Schedule P - Part 6M - SN1

**NONE**

Schedule P - Part 6M - SN2

**NONE**

Schedule P - Part 6N - SN1

**NONE**

Schedule P - Part 6N - SN2

**NONE**

Schedule P - Part 6O - SN1

**NONE**

Schedule P - Part 6O - SN2

**NONE**

Schedule P - Part 6R - SN1A

**NONE**

Schedule P - Part 6R - SN2A

**NONE**

Schedule P - Part 6R - SN1B

**NONE**

Schedule P - Part 6R - SN2B

**NONE**

Schedule P - Part 7A - Section 1

**NONE**

Schedule P - Part 7A - Section 2

**NONE**

Schedule P - Part 7A - Section 3

**NONE**

Schedule P - Part 7A - Section 4

**NONE**

Schedule P - Part 7A - Section 5

**NONE**

Schedule P - Part 7B - Section 1

**NONE**

Schedule P - Part 7B - Section 2

**NONE**

Schedule P - Part 7B - Section 3

**NONE**

Schedule P - Part 7B - Section 4

**NONE**

Schedule P - Part 7B - Section 5

**NONE**

Schedule P - Part 7B - Section 6

**NONE**

Schedule P - Part 7B - Section 7

**NONE**

## SCHEDULE P INTERROGATORIES

1. What is the extended loss and expense reserve - direct and assumed - for the following classes? An example of an extended loss and expense reserve is the actuarial reserve for the free-tail coverage arising upon death, disability or retirement in most medical malpractice policies. Such a liability is to be reported here even if it was not reported elsewhere in Schedule P, but otherwise reported as a liability item on Page 3. Show the full reserve amount, not just the change during the current year.

Years in which premiums were earned and losses were incurred		1 Medical Malpractice	2 Other Liability	3 Products Liability
1.01	Prior .....	0	0	0
1.02	1993 .....	0	0	0
1.03	1994 .....	0	0	0
1.04	1995 .....	0	0	0
1.05	1996 .....	0	0	0
1.06	1997 .....	0	0	0
1.07	1998 .....	0	0	0
1.08	1999 .....	0	0	0
1.09	2000 .....	0	0	0
1.10	2001 .....	0	0	0
1.11	2002 .....	0	0	0
1.12	Totals	0	0	0

2. The definition of allocated loss adjustment expenses (ALAE) and, therefore, unallocated loss adjustment expenses (ULAE) was changed effective January 1, 1998. This change in definition applies to both paid and unpaid expenses. Are these expenses (now reported as "Defense and Cost Containment" and "Adjusting and Other") reported in compliance with these definitions in this statement? Answer: Yes [ ] No [ X ]

3. The Adjusting and Other expense payments and reserves should be allocated to the years in which the losses were incurred based on the number of claims reported, closed and outstanding in those years. When allocating Adjusting and Other expense between companies in a group or a pool, the Adjusting and Other expense should be allocated in the same percentage used for the loss amounts and the claim counts. For reinsurers, Adjusting and Other expense assumed should be reported according to the reinsurance contract. For Adjusting and Other expense incurred by reinsurers, or in those situations where suitable claim count information is not available, Adjusting and Other expense should be allocated by a reasonable method determined by the company and described in Interrogatory 7, below. Are they so reported in this Statement? Answer: Yes [ ] No [ X ]

4. Do any lines in Schedule P include reserves which are reported gross of any discount to present value of future payments, but are reported net of such discounts on Page 11? Yes [ ] No [ X ]

If Yes, proper reporting must be made in the Notes to Financial Statements, as specified in the Instructions. Also, the discounts must be reported in Schedule P - Part 1, Columns 32 and 33.

Schedule P must be completed gross of non-tabular discounting. Work papers relating to discount calculations must be available for examination upon request.

Discounting is allowed only if expressly permitted by the state insurance department to which this Annual Statement is being filed.

5. What were the net premiums in force at the end of the year for:  
(in thousands of dollars)

5.1 Fidelity .....0  
5.2 Surety .....0

6. Claim count information is reported .....

7.1 The information provided in Schedule P will be used by many persons to estimate the adequacy of the current loss and expense reserves, among other things. Are there any especially significant events, coverage, retention or accounting changes which have occurred which must be considered when making such analyses? Yes [ ] No [ X ]

7.2 An extended statement may be attached.  
.....

**SCHEDULE Y (continued)**  
**PART 2 - SUMMARY OF INSURER'S TRANSACTIONS WITH ANY AFFILIATES**

1	2	3	4	5	6	7	8	9	10	11	12	13
NAIC Company Code	Federal ID Number	Names of Insurers and Parent, Subsidiaries or Affiliates	Shareholder Dividends	Capital Contributions	Purchases, Sales or Exchanges of Loans, Securities, Real Estate, Mortgage Loans or Other Investments	Income/ (Disbursements) Incurred in Connection with Guarantees or Undertakings for the Benefit of any Affiliate(s)	Management Agreements and Service Contracts	Income/ (Disbursements) Incurred Under Reinsurance Agreements	*	Any Other Material Activity Not in the Ordinary Course of the Insurer's Business	Totals	Reinsurance Recoverable/ (Payable) on Losses and/or Reserve Credit Taken/(Liability)
<b>NONE</b>												
9999999 Control Totals									XXX			

110

# ANNUAL STATEMENT FOR THE YEAR 2002 OF THE CENTRAL BENEFITS ASSURANCE COMPANY

## SUPPLEMENTAL EXHIBITS AND SCHEDULES INTERROGATORIES





The following supplemental reports are required to be filed as part of your statement filing. However, in the event that your company does not transact the type of business for which the special report must be filed, your response of **NO** to the specific interrogatory will be accepted in lieu of filing a "NONE" report and a bar code will be printed below. If the supplement is required of your company but is not being filed for whatever reason enter **SEE EXPLANATION** and provide an explanation following the interrogatory questions.

	<b>RESPONSES</b>
<b>MARCH FILING</b>	
1. Will Supplement A to Schedule T (Medical Malpractice Supplement) be filed by March 1?	.....No.....
2. Will Schedule SIS (Stockholder Information Supplement) be filed with the state of domicile by March 1?	.....No.....
3. Will the Financial Guaranty Insurance Exhibit be filed March 1?	.....No.....
4. Will the Medicare Supplement Insurance Experience Exhibit be filed with the state of domicile and the NAIC by March 1?	.....No.....
5. Will an actuarial opinion be filed by March 1?	.....See Explanation.....
6. Will the SVO Compliance Certification be filed by March 1?	.....Yes.....
7. Will the Trusteed Surplus Statement be filed with the state of domicile and the NAIC by March 1?	.....No.....
8. Will the Supplemental Compensation Exhibit be filed with the state of domicile by March 1?	.....Yes.....
9. Will the Risk-based Capital Report be filed with the NAIC by March 1?	.....Yes.....
10. Will the Risk-based Capital Report be filed with the state of domicile, if required by March 1?	.....Yes.....
11. Will the Premiums Attributed to Protected Cells Exhibit be filed by March 1?	.....No.....
<b>APRIL FILING</b>	
12. Will the Insurance Expense Exhibit be filed with the state of domicile and the NAIC by April 1?	.....See Explanation.....
13. Will Management's Discussion and Analysis be filed by April 1?	.....Yes.....
14. Will the Credit Insurance Experience Exhibit be filed with the state of domicile and the NAIC by April 1?	.....No.....
15. Will the Long-term Care Experience Reporting Forms be filed with the state of domicile and the NAIC by April 1?	.....No.....
16. Will the Accident and Health Policy Experience Exhibit be filed by April 1?	.....No.....
17. Will the Investment Risk Interrogatories be filed by April 1?	.....Yes.....
<b>MAY FILING</b>	
18. Will this company be included in a combined annual statement which is filed with the NAIC by May 1?	.....No.....
<b>JUNE FILING</b>	
19. Will an audited financial report be filed by June 1?	.....See Explanation.....

**Explanations:**

- 5. No, CBAC currently does not have any written business
- 12. No, CBAC currently has no written business
- 19. No, CBAC has no written business and thus has no operations to report

**Bar Codes:**

1.	 1 8 4 6 5 2 0 0 2 4 5 0 0 0 0 0 0
2.	 1 8 4 6 5 2 0 0 2 4 2 0 0 0 0 0 0
3.	 1 8 4 6 5 2 0 0 2 2 4 0 0 0 0 0 0
4.	 1 8 4 6 5 2 0 0 2 3 6 0 5 8 0 0 0

**SUPPLEMENTAL EXHIBITS AND SCHEDULES INTERROGATORIES**

7.   
1 8 4 6 5 2 0 0 2 4 9 0 0 0 0 0

11.   
1 8 4 6 5 2 0 0 2 3 8 5 0 0 0 0

14.   
1 8 4 6 5 2 0 0 2 2 3 0 5 8 0 0

15.   
1 8 4 6 5 2 0 0 2 3 3 0 5 8 0 0

16.   
1 8 4 6 5 2 0 0 2 2 1 0 0 0 0 0

18.   
1 8 4 6 5 2 0 0 2 2 0 1 0 0 0 0

---

**OVERFLOW PAGE FOR WRITE-INS**

---