



**ANNUAL STATEMENT**  
FOR THE YEAR ENDED DECEMBER 31, 2002  
OF THE CONDITION AND AFFAIRS OF THE

**American Mutual Share Insurance Corporation**

NAIC Group Code 0359 0359 NAIC Company Code 12700 Employer's ID Number 23-7376679  
(Current Period) (Prior Period)

Organized under the Laws of OH, State of Domicile or Port of Entry Ohio

Country of Domicile US

Incorporated May 7, 1974 Commenced Business June 7, 1974

Statutory Home Office 5656 Frantz Road, Dublin, Ohio 43017  
(Street and Number, City or Town, State and Zip Code)

Main Administrative Office 5656 Frantz Road, Dublin, Ohio 43017 614-764-1900  
(Street and Number, City or Town, State and Zip Code) (Area Code) (Telephone Number)

Mail Address 5656 Frantz Road, Dublin, Ohio 43017  
(Street and Number, City or Town, State and Zip Code)

Primary Location of Books and Records 5656 Frantz Road, Dublin, Ohio 43017  
(Street and Number, City or Town, State and Zip Code)  
614-764-1900  
(Area Code) (Telephone Number)

Internet Website Address www.americanshare.com

Statement Contact Curtis Lee Robson 614-764-1900 -133  
(Name) (Area Code) (Telephone Number) (Extension)  
crobson@americanshare.com 614-764-1493  
(E-Mail Address) (Fax Number)

Policyowner Relations Contact 5656 Frantz Rd., Dublin, Ohio 43017 614-764-1900  
(Street and Number, City or Town, State and Zip Code) (Area Code) (Telephone Number) (Extension)

**OFFICERS**

President ..... Dennis Roy Adams  
Secretary ..... Gerald Duane Welsh  
Treasurer ..... Curtis Lee Robson

**VICE PRESIDENTS**

Gerald Duane Welsh  
Christopher Nickolaus Damopoulos  
Curtis Lee Robson  
David Martin Watson

**DIRECTORS OR TRUSTEES**

Dennis Roy Adams  
Jose' Ramon Alonzo  
Peter Hubert Corrigan  
Marjorie Ann Harden  
William Arthur Herring  
Eric Deane Estes

State of Ohio }  
County of Franklin } SS

The officers of this reporting entity being duly sworn, each depose and say that they are the described officers of said reporting entity, and that on the reporting period stated above, all of the herein described assets were the absolute property of the said reporting entity, free and clear from any liens or claims thereon, except as herein stated, and that this statement, together with related exhibits, schedules and explanations therein contained, annexed or referred to, is a full and true statement of all the assets and liabilities and of the condition and affairs of the said reporting entity as of the reporting period stated above, and of its income and deductions therefrom for the period ended, and have been completed in accordance with the NAIC Annual Statement Instructions and Accounting Practices and Procedures manual except to the extent that: (1) state law may differ; or, (2) that state rules or regulations require differences in reporting not related to accounting practices and procedures, according to the best of their information, knowledge and belief, respectively.

\_\_\_\_\_  
Dennis Roy Adams  
President

\_\_\_\_\_  
Gerald Duane Welsh  
Secretary

\_\_\_\_\_  
Curtis Lee Robson  
Treasurer

- a. Is this an original filing? Yes (X) No ( )
- b. If no: 1. State the amendment number \_\_\_\_\_  
2. Date filed \_\_\_\_\_  
3. Number of pages attached \_\_\_\_\_

Subscribed and sworn to before me this  
day of February, 2003



**EXHIBIT OF PREMIUMS AND LOSSES (Statutory Page 14)**  
**BUSINESS IN THE STATE OF ALABAMA DURING THE YEAR 2002**

Line of Business	Gross Premiums, Including Policy and Membership Fees, Less Return Premiums and Premiums on Policies not Taken		3 Dividends Paid or Credited to Policyholders on Direct Business	4 Direct Unearned Premium Reserves	5 Direct Losses Paid (deducting salvage)	6 Direct Losses Incurred	7 Direct Losses Unpaid	8 Direct Defense and Cost Containment Expense Paid	9 Direct Defense and Cost Containment Expense Incurred	10 Direct Defense and Cost Containment Expense Unpaid	11 Commissions and Brokerage Expenses	12 Taxes, Licenses and Fees
	1 Direct Premiums Written	2 Direct Premiums Earned										
1. Fire												
2.1 Allied lines												
2.2 Multiple peril crop												
2.3 Federal flood												
3. Farmowners multiple peril												
4. Homeowners multiple peril												
5.1 Commercial multiple peril (non-liability portion)												
5.2 Commercial multiple peril (liability portion)												
6. Mortgage guaranty												
8. Ocean marine												
9. Inland marine												
10. Financial guaranty												
11. Medical malpractice												
12. Earthquake												
13. Group accident and health												
14. Credit A and H (group and individual)												
15.1 Collectively renewable A and H												
15.2 Non-cancelable A and H												
15.3 Guaranteed renewable A and H												
15.4 Non-renewable for stated reasons only												
15.5 Other accident only												
15.6 All other A and H												
15.7 Federal employees health benefits program premium												
16. Workers' compensation												
17. Other liability												
18. Products liability												
19.1 Private passenger auto no-fault (personal injury protection)												
19.2 Other private passenger auto liability												
19.3 Commercial auto no-fault (personal injury protection)												
19.4 Other commercial auto liability												
21.1 Private passenger auto physical damage												
21.2 Commercial auto physical damage												
22. Aircraft (all perils)												
23. Fidelity												
24. Surety												
26. Burglary and theft												
27. Boiler and machinery												
28. Credit												
33. Aggregate write-ins for other lines of business	73,074	73,074										5,407
34. TOTALS (a)	73,074	73,074										5,407
DETAILS OF WRITE-INS												
3301. Guaranty of Share Deposits in Credit Unions	73,074	73,074										5,407
3302.												
3303.												
3398. Summary of remaining write-ins for Line 33 from overflow page												
3399. Totals (Line 3301 through Line 3303 plus Line 3398) (Line 33 above)	73,074	73,074										5,407

(a) Finance and service charges not included in Line 1 to Line 34 \$ . . . . .

24AL

P/C



**EXHIBIT OF PREMIUMS AND LOSSES (Statutory Page 14)**  
**BUSINESS IN THE STATE OF ARIZONA DURING THE YEAR 2002**

Line of Business	Gross Premiums, Including Policy and Membership Fees, Less Return Premiums and Premiums on Policies not Taken		3 Dividends Paid or Credited to Policyholders on Direct Business	4 Direct Unearned Premium Reserves	5 Direct Losses Paid (deducting salvage)	6 Direct Losses Incurred	7 Direct Losses Unpaid	8 Direct Defense and Cost Containment Expense Paid	9 Direct Defense and Cost Containment Expense Incurred	10 Direct Defense and Cost Containment Expense Unpaid	11 Commissions and Brokerage Expenses	12 Taxes, Licenses and Fees
	1 Direct Premiums Written	2 Direct Premiums Earned										
1. Fire												
2.1 Allied lines												
2.2 Multiple peril crop												
2.3 Federal flood												
3. Farmowners multiple peril												
4. Homeowners multiple peril												
5.1 Commercial multiple peril (non-liability portion)												
5.2 Commercial multiple peril (liability portion)												
6. Mortgage guaranty												
8. Ocean marine												
9. Inland marine												
10. Financial guaranty												
11. Medical malpractice												
12. Earthquake												
13. Group accident and health												
14. Credit A and H (group and individual)												
15.1 Collectively renewable A and H												
15.2 Non-cancelable A and H												
15.3 Guaranteed renewable A and H												
15.4 Non-renewable for stated reasons only												
15.5 Other accident only												
15.6 All other A and H												
15.7 Federal employees health benefits program premium												
16. Workers' compensation												
17. Other liability												
18. Products liability												
19.1 Private passenger auto no-fault (personal injury protection)												
19.2 Other private passenger auto liability												
19.3 Commercial auto no-fault (personal injury protection)												
19.4 Other commercial auto liability												
21.1 Private passenger auto physical damage												
21.2 Commercial auto physical damage												
22. Aircraft (all perils)												
23. Fidelity												
24. Surety												
26. Burglary and theft												
27. Boiler and machinery												
28. Credit												
33. Aggregate write-ins for other lines of business	93,172	93,172										264
34. TOTALS (a)	93,172	93,172										264
DETAILS OF WRITE-INS												
3301. Guaranty of Share Deposits in Credit Unions	93,172	93,172										264
3302.												
3303.												
3398. Summary of remaining write-ins for Line 33 from overflow page												
3399. Totals (Line 3301 through Line 3303 plus Line 3398) (Line 33 above)	93,172	93,172										264

(a) Finance and service charges not included in Line 1 to Line 34 \$ . . . . .

24AZ

P/C



**EXHIBIT OF PREMIUMS AND LOSSES (Statutory Page 14)**  
**BUSINESS IN THE STATE OF CALIFORNIA DURING THE YEAR 2002**

Line of Business	Gross Premiums, Including Policy and Membership Fees, Less Return Premiums and Premiums on Policies not Taken		3 Dividends Paid or Credited to Policyholders on Direct Business	4 Direct Unearned Premium Reserves	5 Direct Losses Paid (deducting salvage)	6 Direct Losses Incurred	7 Direct Losses Unpaid	8 Direct Defense and Cost Containment Expense Paid	9 Direct Defense and Cost Containment Expense Incurred	10 Direct Defense and Cost Containment Expense Unpaid	11 Commissions and Brokerage Expenses	12 Taxes, Licenses and Fees
	1 Direct Premiums Written	2 Direct Premiums Earned										
1. Fire												
2.1 Allied lines												
2.2 Multiple peril crop												
2.3 Federal flood												
3. Farmowners multiple peril												
4. Homeowners multiple peril												
5.1 Commercial multiple peril (non-liability portion)												
5.2 Commercial multiple peril (liability portion)												
6. Mortgage guaranty												
8. Ocean marine												
9. Inland marine												
10. Financial guaranty												
11. Medical malpractice												
12. Earthquake												
13. Group accident and health												
14. Credit A and H (group and individual)												
15.1 Collectively renewable A and H												
15.2 Non-cancelable A and H												
15.3 Guaranteed renewable A and H												
15.4 Non-renewable for stated reasons only												
15.5 Other accident only												
15.6 All other A and H												
15.7 Federal employees health benefits program premium												
16. Workers' compensation												
17. Other liability												
18. Products liability												
19.1 Private passenger auto no-fault (personal injury protection)												
19.2 Other private passenger auto liability												
19.3 Commercial auto no-fault (personal injury protection)												
19.4 Other commercial auto liability												
21.1 Private passenger auto physical damage												
21.2 Commercial auto physical damage												
22. Aircraft (all perils)												
23. Fidelity												
24. Surety												
26. Burglary and theft												
27. Boiler and machinery												
28. Credit												
33. Aggregate write-ins for other lines of business	1,595,999	1,595,999										18,056
34. TOTALS (a)	1,595,999	1,595,999										18,056
DETAILS OF WRITE-INS												
3301. Guaranty of Share Deposits in Credit Unions	1,595,999	1,595,999										18,056
3302.												
3303.												
3398. Summary of remaining write-ins for Line 33 from overflow page												
3399. Totals (Line 3301 through Line 3303 plus Line 3398) (Line 33 above)	1,595,999	1,595,999										18,056

(a) Finance and service charges not included in Line 1 to Line 34 \$ . . . . .

24CA

P/C



**EXHIBIT OF PREMIUMS AND LOSSES (Statutory Page 14)**  
**BUSINESS IN THE STATE OF IDAHO DURING THE YEAR 2002**

Line of Business	Gross Premiums, Including Policy and Membership Fees, Less Return Premiums and Premiums on Policies not Taken		3 Dividends Paid or Credited to Policyholders on Direct Business	4 Direct Unearned Premium Reserves	5 Direct Losses Paid (deducting salvage)	6 Direct Losses Incurred	7 Direct Losses Unpaid	8 Direct Defense and Cost Containment Expense Paid	9 Direct Defense and Cost Containment Expense Incurred	10 Direct Defense and Cost Containment Expense Unpaid	11 Commissions and Brokerage Expenses	12 Taxes, Licenses and Fees
	1 Direct Premiums Written	2 Direct Premiums Earned										
1. Fire												
2.1 Allied lines												
2.2 Multiple peril crop												
2.3 Federal flood												
3. Farmowners multiple peril												
4. Homeowners multiple peril												
5.1 Commercial multiple peril (non-liability portion)												
5.2 Commercial multiple peril (liability portion)												
6. Mortgage guaranty												
8. Ocean marine												
9. Inland marine												
10. Financial guaranty												
11. Medical malpractice												
12. Earthquake												
13. Group accident and health												
14. Credit A and H (group and individual)												
15.1 Collectively renewable A and H												
15.2 Non-cancelable A and H												
15.3 Guaranteed renewable A and H												
15.4 Non-renewable for stated reasons only												
15.5 Other accident only												
15.6 All other A and H												
15.7 Federal employees health benefits program premium												
16. Workers' compensation												
17. Other liability												
18. Products liability												
19.1 Private passenger auto no-fault (personal injury protection)												
19.2 Other private passenger auto liability												
19.3 Commercial auto no-fault (personal injury protection)												
19.4 Other commercial auto liability												
21.1 Private passenger auto physical damage												
21.2 Commercial auto physical damage												
22. Aircraft (all perils)												
23. Fidelity												
24. Surety												
26. Burglary and theft												
27. Boiler and machinery												
28. Credit												
33. Aggregate write-ins for other lines of business							245,000					4,704
34. TOTALS (a)							245,000					4,704
DETAILS OF WRITE-INS												
3301. Guaranty of Share Deposits in Credit Unions							245,000					4,704
3302.												
3303.												
3398. Summary of remaining write-ins for Line 33 from overflow page												
3399. Totals (Line 3301 through Line 3303 plus Line 3398) (Line 33 above)							245,000					4,704

(a) Finance and service charges not included in Line 1 to Line 34 \$ . . . . .

241D

P/C



**EXHIBIT OF PREMIUMS AND LOSSES (Statutory Page 14)**  
**BUSINESS IN THE STATE OF ILLINOIS DURING THE YEAR 2002**

Line of Business	Gross Premiums, Including Policy and Membership Fees, Less Return Premiums and Premiums on Policies not Taken		3 Dividends Paid or Credited to Policyholders on Direct Business	4 Direct Unearned Premium Reserves	5 Direct Losses Paid (deducting salvage)	6 Direct Losses Incurred	7 Direct Losses Unpaid	8 Direct Defense and Cost Containment Expense Paid	9 Direct Defense and Cost Containment Expense Incurred	10 Direct Defense and Cost Containment Expense Unpaid	11 Commissions and Brokerage Expenses	12 Taxes, Licenses and Fees
	1 Direct Premiums Written	2 Direct Premiums Earned										
1. Fire												
2.1 Allied lines												
2.2 Multiple peril crop												
2.3 Federal flood												
3. Farmowners multiple peril												
4. Homeowners multiple peril												
5.1 Commercial multiple peril (non-liability portion)												
5.2 Commercial multiple peril (liability portion)												
6. Mortgage guaranty												
8. Ocean marine												
9. Inland marine												
10. Financial guaranty												
11. Medical malpractice												
12. Earthquake												
13. Group accident and health												
14. Credit A and H (group and individual)												
15.1 Collectively renewable A and H												
15.2 Non-cancelable A and H												
15.3 Guaranteed renewable A and H												
15.4 Non-renewable for stated reasons only												
15.5 Other accident only												
15.6 All other A and H												
15.7 Federal employees health benefits program premium												
16. Workers' compensation												
17. Other liability												
18. Products liability												
19.1 Private passenger auto no-fault (personal injury protection)												
19.2 Other private passenger auto liability												
19.3 Commercial auto no-fault (personal injury protection)												
19.4 Other commercial auto liability												
21.1 Private passenger auto physical damage												
21.2 Commercial auto physical damage												
22. Aircraft (all perils)												
23. Fidelity												
24. Surety												
26. Burglary and theft												
27. Boiler and machinery												
28. Credit												
33. Aggregate write-ins for other lines of business	76,579	76,579			(1,935)		80,000					
34. TOTALS (a)	76,579	76,579			(1,935)		80,000					
DETAILS OF WRITE-INS												
3301. Guaranty of Share Deposits in Credit Unions	76,579	76,579			(1,935)		80,000					
3302.												
3303.												
3398. Summary of remaining write-ins for Line 33 from overflow page												
3399. Totals (Line 3301 through Line 3303 plus Line 3398) (Line 33 above)	76,579	76,579			(1,935)		80,000					

(a) Finance and service charges not included in Line 1 to Line 34 \$ . . . . .

2411

P/C



**EXHIBIT OF PREMIUMS AND LOSSES (Statutory Page 14)**  
**BUSINESS IN THE STATE OF INDIANA DURING THE YEAR 2002**

Line of Business	Gross Premiums, Including Policy and Membership Fees, Less Return Premiums and Premiums on Policies not Taken		3 Dividends Paid or Credited to Policyholders on Direct Business	4 Direct Unearned Premium Reserves	5 Direct Losses Paid (deducting salvage)	6 Direct Losses Incurred	7 Direct Losses Unpaid	8 Direct Defense and Cost Containment Expense Paid	9 Direct Defense and Cost Containment Expense Incurred	10 Direct Defense and Cost Containment Expense Unpaid	11 Commissions and Brokerage Expenses	12 Taxes, Licenses and Fees
	1 Direct Premiums Written	2 Direct Premiums Earned										
1. Fire												
2.1 Allied lines												
2.2 Multiple peril crop												
2.3 Federal flood												
3. Farmowners multiple peril												
4. Homeowners multiple peril												
5.1 Commercial multiple peril (non-liability portion)												
5.2 Commercial multiple peril (liability portion)												
6. Mortgage guaranty												
8. Ocean marine												
9. Inland marine												
10. Financial guaranty												
11. Medical malpractice												
12. Earthquake												
13. Group accident and health												
14. Credit A and H (group and individual)												
15.1 Collectively renewable A and H												
15.2 Non-cancelable A and H												
15.3 Guaranteed renewable A and H												
15.4 Non-renewable for stated reasons only												
15.5 Other accident only												
15.6 All other A and H												
15.7 Federal employees health benefits program premium												
16. Workers' compensation												
17. Other liability												
18. Products liability												
19.1 Private passenger auto no-fault (personal injury protection)												
19.2 Other private passenger auto liability												
19.3 Commercial auto no-fault (personal injury protection)												
19.4 Other commercial auto liability												
21.1 Private passenger auto physical damage												
21.2 Commercial auto physical damage												
22. Aircraft (all perils)												
23. Fidelity												
24. Surety												
26. Burglary and theft												
27. Boiler and machinery												
28. Credit												
33. Aggregate write-ins for other lines of business												244
34. TOTALS (a)												244
DETAILS OF WRITE-INS												
3301. Guaranty of Share Deposits in Credit Unions												244
3302.												
3303.												
3398. Summary of remaining write-ins for Line 33 from overflow page												
3399. Totals (Line 3301 through Line 3303 plus Line 3398) (Line 33 above)												244

(a) Finance and service charges not included in Line 1 to Line 34 \$ . . . . .

24IN

P/C



**EXHIBIT OF PREMIUMS AND LOSSES (Statutory Page 14)**  
**BUSINESS IN THE STATE OF IOWA DURING THE YEAR 2002**

Line of Business	Gross Premiums, Including Policy and Membership Fees, Less Return Premiums and Premiums on Policies not Taken		3 Dividends Paid or Credited to Policyholders on Direct Business	4 Direct Unearned Premium Reserves	5 Direct Losses Paid (deducting salvage)	6 Direct Losses Incurred	7 Direct Losses Unpaid	8 Direct Defense and Cost Containment Expense Paid	9 Direct Defense and Cost Containment Expense Incurred	10 Direct Defense and Cost Containment Expense Unpaid	11 Commissions and Brokerage Expenses	12 Taxes, Licenses and Fees
	1 Direct Premiums Written	2 Direct Premiums Earned										
1. Fire												
2.1 Allied lines												
2.2 Multiple peril crop												
2.3 Federal flood												
3. Farmowners multiple peril												
4. Homeowners multiple peril												
5.1 Commercial multiple peril (non-liability portion)												
5.2 Commercial multiple peril (liability portion)												
6. Mortgage guaranty												
8. Ocean marine												
9. Inland marine												
10. Financial guaranty												
11. Medical malpractice												
12. Earthquake												
13. Group accident and health												
14. Credit A and H (group and individual)												
15.1 Collectively renewable A and H												
15.2 Non-cancelable A and H												
15.3 Guaranteed renewable A and H												
15.4 Non-renewable for stated reasons only												
15.5 Other accident only												
15.6 All other A and H												
15.7 Federal employees health benefits program premium												
16. Workers' compensation												
17. Other liability												
18. Products liability												
19.1 Private passenger auto no-fault (personal injury protection)												
19.2 Other private passenger auto liability												
19.3 Commercial auto no-fault (personal injury protection)												
19.4 Other commercial auto liability												
21.1 Private passenger auto physical damage												
21.2 Commercial auto physical damage												
22. Aircraft (all perils)												
23. Fidelity												
24. Surety												
26. Burglary and theft												
27. Boiler and machinery												
28. Credit												
33. Aggregate write-ins for other lines of business	3,166	3,166										204
34. TOTALS (a)	3,166	3,166										204
DETAILS OF WRITE-INS												
3301. Guaranty of Share Deposits in Credit Unions	3,166	3,166										204
3302.												
3303.												
3398. Summary of remaining write-ins for Line 33 from overflow page												
3399. Totals (Line 3301 through Line 3303 plus Line 3398) (Line 33 above)	3,166	3,166										204

(a) Finance and service charges not included in Line 1 to Line 34 \$ . . . . .

241A

P/C



**EXHIBIT OF PREMIUMS AND LOSSES (Statutory Page 14)**  
**BUSINESS IN THE STATE OF LOUISIANA DURING THE YEAR 2002**

Line of Business	Gross Premiums, Including Policy and Membership Fees, Less Return Premiums and Premiums on Policies not Taken		3 Dividends Paid or Credited to Policyholders on Direct Business	4 Direct Unearned Premium Reserves	5 Direct Losses Paid (deducting salvage)	6 Direct Losses Incurred	7 Direct Losses Unpaid	8 Direct Defense and Cost Containment Expense Paid	9 Direct Defense and Cost Containment Expense Incurred	10 Direct Defense and Cost Containment Expense Unpaid	11 Commissions and Brokerage Expenses	12 Taxes, Licenses and Fees
	1 Direct Premiums Written	2 Direct Premiums Earned										
1. Fire												
2.1 Allied lines												
2.2 Multiple peril crop												
2.3 Federal flood												
3. Farmowners multiple peril												
4. Homeowners multiple peril												
5.1 Commercial multiple peril (non-liability portion)												
5.2 Commercial multiple peril (liability portion)												
6. Mortgage guaranty												
8. Ocean marine												
9. Inland marine												
10. Financial guaranty												
11. Medical malpractice												
12. Earthquake												
13. Group accident and health												
14. Credit A and H (group and individual)												
15.1 Collectively renewable A and H												
15.2 Non-cancelable A and H												
15.3 Guaranteed renewable A and H												
15.4 Non-renewable for stated reasons only												
15.5 Other accident only												
15.6 All other A and H												
15.7 Federal employees health benefits program premium												
16. Workers' compensation												
17. Other liability												
18. Products liability												
19.1 Private passenger auto no-fault (personal injury protection)												
19.2 Other private passenger auto liability												
19.3 Commercial auto no-fault (personal injury protection)												
19.4 Other commercial auto liability												
21.1 Private passenger auto physical damage												
21.2 Commercial auto physical damage												
22. Aircraft (all perils)												
23. Fidelity												
24. Surety												
26. Burglary and theft												
27. Boiler and machinery												
28. Credit												
33. Aggregate write-ins for other lines of business	2,213	2,213										
34. TOTALS (a)	2,213	2,213										
DETAILS OF WRITE-INS												
3301. Guaranty of Share Deposits in Credit Unions	2,213	2,213										
3302.												
3303.												
3398. Summary of remaining write-ins for Line 33 from overflow page												
3399. Totals (Line 3301 through Line 3303 plus Line 3398) (Line 33 above)	2,213	2,213										

(a) Finance and service charges not included in Line 1 to Line 34 \$ . . . . .

24/LA

P/C



**EXHIBIT OF PREMIUMS AND LOSSES (Statutory Page 14)**  
**BUSINESS IN THE STATE OF MAINE DURING THE YEAR 2002**

Line of Business	Gross Premiums, Including Policy and Membership Fees, Less Return Premiums and Premiums on Policies not Taken		3 Dividends Paid or Credited to Policyholders on Direct Business	4 Direct Unearned Premium Reserves	5 Direct Losses Paid (deducting salvage)	6 Direct Losses Incurred	7 Direct Losses Unpaid	8 Direct Defense and Cost Containment Expense Paid	9 Direct Defense and Cost Containment Expense Incurred	10 Direct Defense and Cost Containment Expense Unpaid	11 Commissions and Brokerage Expenses	12 Taxes, Licenses and Fees
	1 Direct Premiums Written	2 Direct Premiums Earned										
1. Fire												
2.1 Allied lines												
2.2 Multiple peril crop												
2.3 Federal flood												
3. Farmowners multiple peril												
4. Homeowners multiple peril												
5.1 Commercial multiple peril (non-liability portion)												
5.2 Commercial multiple peril (liability portion)												
6. Mortgage guaranty												
8. Ocean marine												
9. Inland marine												
10. Financial guaranty												
11. Medical malpractice												
12. Earthquake												
13. Group accident and health												
14. Credit A and H (group and individual)												
15.1 Collectively renewable A and H												
15.2 Non-cancelable A and H												
15.3 Guaranteed renewable A and H												
15.4 Non-renewable for stated reasons only												
15.5 Other accident only												
15.6 All other A and H												
15.7 Federal employees health benefits program premium												
16. Workers' compensation												
17. Other liability												
18. Products liability												
19.1 Private passenger auto no-fault (personal injury protection)												
19.2 Other private passenger auto liability												
19.3 Commercial auto no-fault (personal injury protection)												
19.4 Other commercial auto liability												
21.1 Private passenger auto physical damage												
21.2 Commercial auto physical damage												
22. Aircraft (all perils)												
23. Fidelity												
24. Surety												
26. Burglary and theft												
27. Boiler and machinery												
28. Credit												
33. Aggregate write-ins for other lines of business												200
34. TOTALS (a)												200
DETAILS OF WRITE-INS												
3301. Guaranty of Share Deposits in Credit Unions												200
3302.												
3303.												
3398. Summary of remaining write-ins for Line 33 from overflow page												
3399. Totals (Line 3301 through Line 3303 plus Line 3398) (Line 33 above)												200

(a) Finance and service charges not included in Line 1 to Line 34 \$ . . . . .

24ME

P/C



**EXHIBIT OF PREMIUMS AND LOSSES (Statutory Page 14)**  
**BUSINESS IN THE STATE OF MARYLAND DURING THE YEAR 2002**

Line of Business	Gross Premiums, Including Policy and Membership Fees, Less Return Premiums and Premiums on Policies not Taken		3 Dividends Paid or Credited to Policyholders on Direct Business	4 Direct Unearned Premium Reserves	5 Direct Losses Paid (deducting salvage)	6 Direct Losses Incurred	7 Direct Losses Unpaid	8 Direct Defense and Cost Containment Expense Paid	9 Direct Defense and Cost Containment Expense Incurred	10 Direct Defense and Cost Containment Expense Unpaid	11 Commissions and Brokerage Expenses	12 Taxes, Licenses and Fees
	1 Direct Premiums Written	2 Direct Premiums Earned										
1. Fire												
2.1 Allied lines												
2.2 Multiple peril crop												
2.3 Federal flood												
3. Farmowners multiple peril												
4. Homeowners multiple peril												
5.1 Commercial multiple peril (non-liability portion)												
5.2 Commercial multiple peril (liability portion)												
6. Mortgage guaranty												
8. Ocean marine												
9. Inland marine												
10. Financial guaranty												
11. Medical malpractice												
12. Earthquake												
13. Group accident and health												
14. Credit A and H (group and individual)												
15.1 Collectively renewable A and H												
15.2 Non-cancelable A and H												
15.3 Guaranteed renewable A and H												
15.4 Non-renewable for stated reasons only												
15.5 Other accident only												
15.6 All other A and H												
15.7 Federal employees health benefits program premium												
16. Workers' compensation												
17. Other liability												
18. Products liability												
19.1 Private passenger auto no-fault (personal injury protection)												
19.2 Other private passenger auto liability												
19.3 Commercial auto no-fault (personal injury protection)												
19.4 Other commercial auto liability												
21.1 Private passenger auto physical damage												
21.2 Commercial auto physical damage												
22. Aircraft (all perils)												
23. Fidelity												
24. Surety												
26. Burglary and theft												
27. Boiler and machinery												
28. Credit												
33. Aggregate write-ins for other lines of business												5,488
34. TOTALS (a)												5,488
DETAILS OF WRITE-INS												
3301. Guaranty of Share Deposits in Credit Unions												5,488
3302.												
3303.												
3398. Summary of remaining write-ins for Line 33 from overflow page												
3399. Totals (Line 3301 through Line 3303 plus Line 3398) (Line 33 above)												5,488

(a) Finance and service charges not included in Line 1 to Line 34 \$ . . . . .

24MD

P/C



**EXHIBIT OF PREMIUMS AND LOSSES (Statutory Page 14)**  
**BUSINESS IN THE STATE OF MINNESOTA DURING THE YEAR 2002**

Line of Business	Gross Premiums, Including Policy and Membership Fees, Less Return Premiums and Premiums on Policies not Taken		3 Dividends Paid or Credited to Policyholders on Direct Business	4 Direct Unearned Premium Reserves	5 Direct Losses Paid (deducting salvage)	6 Direct Losses Incurred	7 Direct Losses Unpaid	8 Direct Defense and Cost Containment Expense Paid	9 Direct Defense and Cost Containment Expense Incurred	10 Direct Defense and Cost Containment Expense Unpaid	11 Commissions and Brokerage Expenses	12 Taxes, Licenses and Fees
	1 Direct Premiums Written	2 Direct Premiums Earned										
1. Fire												
2.1 Allied lines												
2.2 Multiple peril crop												
2.3 Federal flood												
3. Farmowners multiple peril												
4. Homeowners multiple peril												
5.1 Commercial multiple peril (non-liability portion)												
5.2 Commercial multiple peril (liability portion)												
6. Mortgage guaranty												
8. Ocean marine												
9. Inland marine												
10. Financial guaranty												
11. Medical malpractice												
12. Earthquake												
13. Group accident and health												
14. Credit A and H (group and individual)												
15.1 Collectively renewable A and H												
15.2 Non-cancelable A and H												
15.3 Guaranteed renewable A and H												
15.4 Non-renewable for stated reasons only												
15.5 Other accident only												
15.6 All other A and H												
15.7 Federal employees health benefits program premium												
16. Workers' compensation												
17. Other liability												
18. Products liability												
19.1 Private passenger auto no-fault (personal injury protection)												
19.2 Other private passenger auto liability												
19.3 Commercial auto no-fault (personal injury protection)												
19.4 Other commercial auto liability												
21.1 Private passenger auto physical damage												
21.2 Commercial auto physical damage												
22. Aircraft (all perils)												
23. Fidelity												
24. Surety												
26. Burglary and theft												
27. Boiler and machinery												
28. Credit												
33. Aggregate write-ins for other lines of business												344
34. TOTALS (a)												344
DETAILS OF WRITE-INS												
3301. Guaranty of Share Deposits in Credit Unions												344
3302.												
3303.												
3398. Summary of remaining write-ins for Line 33 from overflow page												
3399. Totals (Line 3301 through Line 3303 plus Line 3398) (Line 33 above)												344

(a) Finance and service charges not included in Line 1 to Line 34 \$ . . . . .

24MN

P/C



**EXHIBIT OF PREMIUMS AND LOSSES (Statutory Page 14)**  
**BUSINESS IN THE STATE OF NEVADA DURING THE YEAR 2002**

Line of Business	Gross Premiums, Including Policy and Membership Fees, Less Return Premiums and Premiums on Policies not Taken		3 Dividends Paid or Credited to Policyholders on Direct Business	4 Direct Unearned Premium Reserves	5 Direct Losses Paid (deducting salvage)	6 Direct Losses Incurred	7 Direct Losses Unpaid	8 Direct Defense and Cost Containment Expense Paid	9 Direct Defense and Cost Containment Expense Incurred	10 Direct Defense and Cost Containment Expense Unpaid	11 Commissions and Brokerage Expenses	12 Taxes, Licenses and Fees
	1 Direct Premiums Written	2 Direct Premiums Earned										
1. Fire												
2.1 Allied lines												
2.2 Multiple peril crop												
2.3 Federal flood												
3. Farmowners multiple peril												
4. Homeowners multiple peril												
5.1 Commercial multiple peril (non-liability portion)												
5.2 Commercial multiple peril (liability portion)												
6. Mortgage guaranty												
8. Ocean marine												
9. Inland marine												
10. Financial guaranty												
11. Medical malpractice												
12. Earthquake												
13. Group accident and health												
14. Credit A and H (group and individual)												
15.1 Collectively renewable A and H												
15.2 Non-cancelable A and H												
15.3 Guaranteed renewable A and H												
15.4 Non-renewable for stated reasons only												
15.5 Other accident only												
15.6 All other A and H												
15.7 Federal employees health benefits program premium												
16. Workers' compensation												
17. Other liability												
18. Products liability												
19.1 Private passenger auto no-fault (personal injury protection)												
19.2 Other private passenger auto liability												
19.3 Commercial auto no-fault (personal injury protection)												
19.4 Other commercial auto liability												
21.1 Private passenger auto physical damage												
21.2 Commercial auto physical damage												
22. Aircraft (all perils)												
23. Fidelity												
24. Surety												
26. Burglary and theft												
27. Boiler and machinery												
28. Credit												
33. Aggregate write-ins for other lines of business												244
34. TOTALS (a)												244
DETAILS OF WRITE-INS												
3301. Guaranty of Share Deposits in Credit Unions												244
3302.												
3303.												
3398. Summary of remaining write-ins for Line 33 from overflow page												
3399. Totals (Line 3301 through Line 3303 plus Line 3398) (Line 33 above)												244

(a) Finance and service charges not included in Line 1 to Line 34 \$ . . . . .

24NV

P/C



**EXHIBIT OF PREMIUMS AND LOSSES (Statutory Page 14)**  
**BUSINESS IN THE STATE OF NEW HAMPSHIRE DURING THE YEAR 2002**

Line of Business	Gross Premiums, Including Policy and Membership Fees, Less Return Premiums and Premiums on Policies not Taken		3 Dividends Paid or Credited to Policyholders on Direct Business	4 Direct Unearned Premium Reserves	5 Direct Losses Paid (deducting salvage)	6 Direct Losses Incurred	7 Direct Losses Unpaid	8 Direct Defense and Cost Containment Expense Paid	9 Direct Defense and Cost Containment Expense Incurred	10 Direct Defense and Cost Containment Expense Unpaid	11 Commissions and Brokerage Expenses	12 Taxes, Licenses and Fees
	1 Direct Premiums Written	2 Direct Premiums Earned										
1. Fire												
2.1 Allied lines												
2.2 Multiple peril crop												
2.3 Federal flood												
3. Farmowners multiple peril												
4. Homeowners multiple peril												
5.1 Commercial multiple peril (non-liability portion)												
5.2 Commercial multiple peril (liability portion)												
6. Mortgage guaranty												
8. Ocean marine												
9. Inland marine												
10. Financial guaranty												
11. Medical malpractice												
12. Earthquake												
13. Group accident and health												
14. Credit A and H (group and individual)												
15.1 Collectively renewable A and H												
15.2 Non-cancelable A and H												
15.3 Guaranteed renewable A and H												
15.4 Non-renewable for stated reasons only												
15.5 Other accident only												
15.6 All other A and H												
15.7 Federal employees health benefits program premium												
16. Workers' compensation												
17. Other liability												
18. Products liability												
19.1 Private passenger auto no-fault (personal injury protection)												
19.2 Other private passenger auto liability												
19.3 Commercial auto no-fault (personal injury protection)												
19.4 Other commercial auto liability												
21.1 Private passenger auto physical damage												
21.2 Commercial auto physical damage												
22. Aircraft (all perils)												
23. Fidelity												
24. Surety												
26. Burglary and theft												
27. Boiler and machinery												
28. Credit												
33. Aggregate write-ins for other lines of business	26,622	26,622										919
34. TOTALS (a)	26,622	26,622										919
DETAILS OF WRITE-INS												
3301. Guaranty of Share Deposits in Credit Unions	26,622	26,622										919
3302.												
3303.												
3398. Summary of remaining write-ins for Line 33 from overflow page												
3399. Totals (Line 3301 through Line 3303 plus Line 3398) (Line 33 above)	26,622	26,622										919

(a) Finance and service charges not included in Line 1 to Line 34 \$ . . . . .

24NH

P/C



**EXHIBIT OF PREMIUMS AND LOSSES (Statutory Page 14)**  
**BUSINESS IN THE STATE OF NEW JERSEY DURING THE YEAR 2002**

Line of Business	Gross Premiums, Including Policy and Membership Fees, Less Return Premiums and Premiums on Policies not Taken		3 Dividends Paid or Credited to Policyholders on Direct Business	4 Direct Unearned Premium Reserves	5 Direct Losses Paid (deducting salvage)	6 Direct Losses Incurred	7 Direct Losses Unpaid	8 Direct Defense and Cost Containment Expense Paid	9 Direct Defense and Cost Containment Expense Incurred	10 Direct Defense and Cost Containment Expense Unpaid	11 Commissions and Brokerage Expenses	12 Taxes, Licenses and Fees
	1 Direct Premiums Written	2 Direct Premiums Earned										
1. Fire												
2.1 Allied lines												
2.2 Multiple peril crop												
2.3 Federal flood												
3. Farmowners multiple peril												
4. Homeowners multiple peril												
5.1 Commercial multiple peril (non-liability portion)												
5.2 Commercial multiple peril (liability portion)												
6. Mortgage guaranty												
8. Ocean marine												
9. Inland marine												
10. Financial guaranty												
11. Medical malpractice												
12. Earthquake												
13. Group accident and health												
14. Credit A and H (group and individual)												
15.1 Collectively renewable A and H												
15.2 Non-cancelable A and H												
15.3 Guaranteed renewable A and H												
15.4 Non-renewable for stated reasons only												
15.5 Other accident only												
15.6 All other A and H												
15.7 Federal employees health benefits program premium												
16. Workers' compensation												
17. Other liability												
18. Products liability												
19.1 Private passenger auto no-fault (personal injury protection)												
19.2 Other private passenger auto liability												
19.3 Commercial auto no-fault (personal injury protection)												
19.4 Other commercial auto liability												
21.1 Private passenger auto physical damage												
21.2 Commercial auto physical damage												
22. Aircraft (all perils)												
23. Fidelity												
24. Surety												
26. Burglary and theft												
27. Boiler and machinery												
28. Credit												
33. Aggregate write-ins for other lines of business	6,472	6,472										1,204
34. TOTALS (a)	6,472	6,472										1,204
DETAILS OF WRITE-INS												
3301. Guaranty of Share Deposits in Credit Unions	6,472	6,472										1,204
3302.												
3303.												
3398. Summary of remaining write-ins for Line 33 from overflow page												
3399. Totals (Line 3301 through Line 3303 plus Line 3398) (Line 33 above)	6,472	6,472										1,204

(a) Finance and service charges not included in Line 1 to Line 34 \$ . . . . .

24NJ

P/C



**EXHIBIT OF PREMIUMS AND LOSSES (Statutory Page 14)**  
**BUSINESS IN THE STATE OF NORTH DAKOTA DURING THE YEAR 2002**

Line of Business	Gross Premiums, Including Policy and Membership Fees, Less Return Premiums and Premiums on Policies not Taken		3 Dividends Paid or Credited to Policyholders on Direct Business	4 Direct Unearned Premium Reserves	5 Direct Losses Paid (deducting salvage)	6 Direct Losses Incurred	7 Direct Losses Unpaid	8 Direct Defense and Cost Containment Expense Paid	9 Direct Defense and Cost Containment Expense Incurred	10 Direct Defense and Cost Containment Expense Unpaid	11 Commissions and Brokerage Expenses	12 Taxes, Licenses and Fees
	1 Direct Premiums Written	2 Direct Premiums Earned										
1. Fire												
2.1 Allied lines												
2.2 Multiple peril crop												
2.3 Federal flood												
3. Farmowners multiple peril												
4. Homeowners multiple peril												
5.1 Commercial multiple peril (non-liability portion)												
5.2 Commercial multiple peril (liability portion)												
6. Mortgage guaranty												
8. Ocean marine												
9. Inland marine												
10. Financial guaranty												
11. Medical malpractice												
12. Earthquake												
13. Group accident and health												
14. Credit A and H (group and individual)												
15.1 Collectively renewable A and H												
15.2 Non-cancelable A and H												
15.3 Guaranteed renewable A and H												
15.4 Non-renewable for stated reasons only												
15.5 Other accident only												
15.6 All other A and H												
15.7 Federal employees health benefits program premium												
16. Workers' compensation												
17. Other liability												
18. Products liability												
19.1 Private passenger auto no-fault (personal injury protection)												
19.2 Other private passenger auto liability												
19.3 Commercial auto no-fault (personal injury protection)												
19.4 Other commercial auto liability												
21.1 Private passenger auto physical damage												
21.2 Commercial auto physical damage												
22. Aircraft (all perils)												
23. Fidelity												
24. Surety												
26. Burglary and theft												
27. Boiler and machinery												
28. Credit												
33. Aggregate write-ins for other lines of business	13,053	13,053										
34. TOTALS (a)	13,053	13,053										
DETAILS OF WRITE-INS												
3301. Guaranty of Share Deposits in Credit Unions	13,053	13,053										
3302.												
3303.												
3398. Summary of remaining write-ins for Line 33 from overflow page												
3399. Totals (Line 3301 through Line 3303 plus Line 3398) (Line 33 above)	13,053	13,053										

(a) Finance and service charges not included in Line 1 to Line 34 \$ . . . . .

24ND

P/C



**EXHIBIT OF PREMIUMS AND LOSSES (Statutory Page 14)**  
**BUSINESS IN THE STATE OF OHIO DURING THE YEAR 2002**

Line of Business	Gross Premiums, Including Policy and Membership Fees, Less Return Premiums and Premiums on Policies not Taken		3 Dividends Paid or Credited to Policyholders on Direct Business	4 Direct Unearned Premium Reserves	5 Direct Losses Paid (deducting salvage)	6 Direct Losses Incurred	7 Direct Losses Unpaid	8 Direct Defense and Cost Containment Expense Paid	9 Direct Defense and Cost Containment Expense Incurred	10 Direct Defense and Cost Containment Expense Unpaid	11 Commissions and Brokerage Expenses	12 Taxes, Licenses and Fees
	1 Direct Premiums Written	2 Direct Premiums Earned										
1. Fire												
2.1 Allied lines												
2.2 Multiple peril crop												
2.3 Federal flood												
3. Farmowners multiple peril												
4. Homeowners multiple peril												
5.1 Commercial multiple peril (non-liability portion)												
5.2 Commercial multiple peril (liability portion)												
6. Mortgage guaranty												
8. Ocean marine												
9. Inland marine												
10. Financial guaranty												
11. Medical malpractice												
12. Earthquake												
13. Group accident and health												
14. Credit A and H (group and individual)												
15.1 Collectively renewable A and H												
15.2 Non-cancelable A and H												
15.3 Guaranteed renewable A and H												
15.4 Non-renewable for stated reasons only												
15.5 Other accident only												
15.6 All other A and H												
15.7 Federal employees health benefits program premium												
16. Workers' compensation												
17. Other liability												
18. Products liability												
19.1 Private passenger auto no-fault (personal injury protection)												
19.2 Other private passenger auto liability												
19.3 Commercial auto no-fault (personal injury protection)												
19.4 Other commercial auto liability												
21.1 Private passenger auto physical damage												
21.2 Commercial auto physical damage												
22. Aircraft (all perils)												
23. Fidelity												
24. Surety												
26. Burglary and theft												
27. Boiler and machinery												
28. Credit												
33. Aggregate write-ins for other lines of business					3,679,470		114,000					11,564
34. TOTALS (a)					3,679,470		114,000					11,564
DETAILS OF WRITE-INS												
3301. Guaranty of Share Deposits in Credit Unions					3,679,470		114,000					11,564
3302.												
3303.												
3398. Summary of remaining write-ins for Line 33 from overflow page												
3399. Totals (Line 3301 through Line 3303 plus Line 3398) (Line 33 above)					3,679,470		114,000					11,564

(a) Finance and service charges not included in Line 1 to Line 34 \$ . . . . .

240H

P/C



**EXHIBIT OF PREMIUMS AND LOSSES (Statutory Page 14)**  
**BUSINESS IN THE STATE OF OKLAHOMA DURING THE YEAR 2002**

Line of Business	Gross Premiums, Including Policy and Membership Fees, Less Return Premiums and Premiums on Policies not Taken		3 Dividends Paid or Credited to Policyholders on Direct Business	4 Direct Unearned Premium Reserves	5 Direct Losses Paid (deducting salvage)	6 Direct Losses Incurred	7 Direct Losses Unpaid	8 Direct Defense and Cost Containment Expense Paid	9 Direct Defense and Cost Containment Expense Incurred	10 Direct Defense and Cost Containment Expense Unpaid	11 Commissions and Brokerage Expenses	12 Taxes, Licenses and Fees
	1 Direct Premiums Written	2 Direct Premiums Earned										
1. Fire												
2.1 Allied lines												
2.2 Multiple peril crop												
2.3 Federal flood												
3. Farmowners multiple peril												
4. Homeowners multiple peril												
5.1 Commercial multiple peril (non-liability portion)												
5.2 Commercial multiple peril (liability portion)												
6. Mortgage guaranty												
8. Ocean marine												
9. Inland marine												
10. Financial guaranty												
11. Medical malpractice												
12. Earthquake												
13. Group accident and health												
14. Credit A and H (group and individual)												
15.1 Collectively renewable A and H												
15.2 Non-cancelable A and H												
15.3 Guaranteed renewable A and H												
15.4 Non-renewable for stated reasons only												
15.5 Other accident only												
15.6 All other A and H												
15.7 Federal employees health benefits program premium												
16. Workers' compensation												
17. Other liability												
18. Products liability												
19.1 Private passenger auto no-fault (personal injury protection)												
19.2 Other private passenger auto liability												
19.3 Commercial auto no-fault (personal injury protection)												
19.4 Other commercial auto liability												
21.1 Private passenger auto physical damage												
21.2 Commercial auto physical damage												
22. Aircraft (all perils)												
23. Fidelity												
24. Surety												
26. Burglary and theft												
27. Boiler and machinery												
28. Credit												
33. Aggregate write-ins for other lines of business												304
34. TOTALS (a)												304
DETAILS OF WRITE-INS												
3301. Guaranty of Share Deposits in Credit Unions												304
3302.												
3303.												
3398. Summary of remaining write-ins for Line 33 from overflow page												
3399. Totals (Line 3301 through Line 3303 plus Line 3398) (Line 33 above)												304

(a) Finance and service charges not included in Line 1 to Line 34 \$ . . . . .

24OK

P/C



**EXHIBIT OF PREMIUMS AND LOSSES (Statutory Page 14)**  
**BUSINESS IN THE STATE OF PENNSYLVANIA DURING THE YEAR 2002**

Line of Business	Gross Premiums, Including Policy and Membership Fees, Less Return Premiums and Premiums on Policies not Taken		3 Dividends Paid or Credited to Policyholders on Direct Business	4 Direct Unearned Premium Reserves	5 Direct Losses Paid (deducting salvage)	6 Direct Losses Incurred	7 Direct Losses Unpaid	8 Direct Defense and Cost Containment Expense Paid	9 Direct Defense and Cost Containment Expense Incurred	10 Direct Defense and Cost Containment Expense Unpaid	11 Commissions and Brokerage Expenses	12 Taxes, Licenses and Fees
	1 Direct Premiums Written	2 Direct Premiums Earned										
1. Fire												
2.1 Allied lines												
2.2 Multiple peril crop												
2.3 Federal flood												
3. Farmowners multiple peril												
4. Homeowners multiple peril												
5.1 Commercial multiple peril (non-liability portion)												
5.2 Commercial multiple peril (liability portion)												
6. Mortgage guaranty												
8. Ocean marine												
9. Inland marine												
10. Financial guaranty												
11. Medical malpractice												
12. Earthquake												
13. Group accident and health												
14. Credit A and H (group and individual)												
15.1 Collectively renewable A and H												
15.2 Non-cancelable A and H												
15.3 Guaranteed renewable A and H												
15.4 Non-renewable for stated reasons only												
15.5 Other accident only												
15.6 All other A and H												
15.7 Federal employees health benefits program premium												
16. Workers' compensation												
17. Other liability												
18. Products liability												
19.1 Private passenger auto no-fault (personal injury protection)												
19.2 Other private passenger auto liability												
19.3 Commercial auto no-fault (personal injury protection)												
19.4 Other commercial auto liability												
21.1 Private passenger auto physical damage												
21.2 Commercial auto physical damage												
22. Aircraft (all perils)												
23. Fidelity												
24. Surety												
26. Burglary and theft												
27. Boiler and machinery												
28. Credit												
33. Aggregate write-ins for other lines of business												204
34. TOTALS (a)												204
DETAILS OF WRITE-INS												
3301. Guaranty of Share Deposits in Credit Unions												204
3302.												
3303.												
3398. Summary of remaining write-ins for Line 33 from overflow page												
3399. Totals (Line 3301 through Line 3303 plus Line 3398) (Line 33 above)												204

(a) Finance and service charges not included in Line 1 to Line 34 \$ . . . . .

24PA

P/C



**EXHIBIT OF PREMIUMS AND LOSSES (Statutory Page 14)**  
**BUSINESS IN THE STATE OF WEST VIRGINIA DURING THE YEAR 2002**

Line of Business	Gross Premiums, Including Policy and Membership Fees, Less Return Premiums and Premiums on Policies not Taken		3 Dividends Paid or Credited to Policyholders on Direct Business	4 Direct Unearned Premium Reserves	5 Direct Losses Paid (deducting salvage)	6 Direct Losses Incurred	7 Direct Losses Unpaid	8 Direct Defense and Cost Containment Expense Paid	9 Direct Defense and Cost Containment Expense Incurred	10 Direct Defense and Cost Containment Expense Unpaid	11 Commissions and Brokerage Expenses	12 Taxes, Licenses and Fees
	1 Direct Premiums Written	2 Direct Premiums Earned										
1. Fire												
2.1 Allied lines												
2.2 Multiple peril crop												
2.3 Federal flood												
3. Farmowners multiple peril												
4. Homeowners multiple peril												
5.1 Commercial multiple peril (non-liability portion)												
5.2 Commercial multiple peril (liability portion)												
6. Mortgage guaranty												
8. Ocean marine												
9. Inland marine												
10. Financial guaranty												
11. Medical malpractice												
12. Earthquake												
13. Group accident and health												
14. Credit A and H (group and individual)												
15.1 Collectively renewable A and H												
15.2 Non-cancelable A and H												
15.3 Guaranteed renewable A and H												
15.4 Non-renewable for stated reasons only												
15.5 Other accident only												
15.6 All other A and H												
15.7 Federal employees health benefits program premium												
16. Workers' compensation												
17. Other liability												
18. Products liability												
19.1 Private passenger auto no-fault (personal injury protection)												
19.2 Other private passenger auto liability												
19.3 Commercial auto no-fault (personal injury protection)												
19.4 Other commercial auto liability												
21.1 Private passenger auto physical damage												
21.2 Commercial auto physical damage												
22. Aircraft (all perils)												
23. Fidelity												
24. Surety												
26. Burglary and theft												
27. Boiler and machinery												
28. Credit												
33. Aggregate write-ins for other lines of business												125
34. TOTALS (a)												125
DETAILS OF WRITE-INS												
3301. Guaranty of Share Deposits in Credit Unions												125
3302.												
3303.												
3398. Summary of remaining write-ins for Line 33 from overflow page												
3399. Totals (Line 3301 through Line 3303 plus Line 3398) (Line 33 above)												125

(a) Finance and service charges not included in Line 1 to Line 34 \$ . . . . .

24WV

P/C



**EXHIBIT OF PREMIUMS AND LOSSES (Statutory Page 14)**  
**BUSINESS IN THE STATE OF OTHER ALIEN DURING THE YEAR 2002**

Line of Business	Gross Premiums, Including Policy and Membership Fees, Less Return Premiums and Premiums on Policies not Taken		3 Dividends Paid or Credited to Policyholders on Direct Business	4 Direct Unearned Premium Reserves	5 Direct Losses Paid (deducting salvage)	6 Direct Losses Incurred	7 Direct Losses Unpaid	8 Direct Defense and Cost Containment Expense Paid	9 Direct Defense and Cost Containment Expense Incurred	10 Direct Defense and Cost Containment Expense Unpaid	11 Commissions and Brokerage Expenses	12 Taxes, Licenses and Fees
	1 Direct Premiums Written	2 Direct Premiums Earned										
1. Fire												
2.1 Allied lines												
2.2 Multiple peril crop												
2.3 Federal flood												
3. Farmowners multiple peril												
4. Homeowners multiple peril												
5.1 Commercial multiple peril (non-liability portion)												
5.2 Commercial multiple peril (liability portion)												
6. Mortgage guaranty												
8. Ocean marine												
9. Inland marine												
10. Financial guaranty												
11. Medical malpractice												
12. Earthquake												
13. Group accident and health												
14. Credit A and H (group and individual)												
15.1 Collectively renewable A and H												
15.2 Non-cancelable A and H												
15.3 Guaranteed renewable A and H												
15.4 Non-renewable for stated reasons only												
15.5 Other accident only												
15.6 All other A and H												
15.7 Federal employees health benefits program premium												
16. Workers' compensation												
17. Other liability												
18. Products liability												
19.1 Private passenger auto no-fault (personal injury protection)												
19.2 Other private passenger auto liability												
19.3 Commercial auto no-fault (personal injury protection)												
19.4 Other commercial auto liability												
21.1 Private passenger auto physical damage												
21.2 Commercial auto physical damage												
22. Aircraft (all perils)												
23. Fidelity												
24. Surety												
26. Burglary and theft												
27. Boiler and machinery												
28. Credit												
33. Aggregate write-ins for other lines of business						1,392,535	3,623,000					
34. TOTALS (a)						1,392,535	3,623,000					
DETAILS OF WRITE-INS												
3301. Guaranty of Share Deposits in Credit Unions						1,392,535	3,623,000					
3302.												
3303.												
3398. Summary of remaining write-ins for Line 33 from overflow page												
3399. Totals (Line 3301 through Line 3303 plus Line 3398) (Line 33 above)						1,392,535	3,623,000					

(a) Finance and service charges not included in Line 1 to Line 34 \$ . . . . .

2401

P/C



**EXHIBIT OF PREMIUMS AND LOSSES (Statutory Page 14)**  
**BUSINESS IN THE STATE OF GRAND TOTAL DURING THE YEAR 2002**

Line of Business	Gross Premiums, Including Policy and Membership Fees, Less Return Premiums and Premiums on Policies not Taken		3 Dividends Paid or Credited to Policyholders on Direct Business	4 Direct Unearned Premium Reserves	5 Direct Losses Paid (deducting salvage)	6 Direct Losses Incurred	7 Direct Losses Unpaid	8 Direct Defense and Cost Containment Expense Paid	9 Direct Defense and Cost Containment Expense Incurred	10 Direct Defense and Cost Containment Expense Unpaid	11 Commissions and Brokerage Expenses	12 Taxes, Licenses and Fees
	1 Direct Premiums Written	2 Direct Premiums Earned										
1. Fire												
2.1 Allied lines												
2.2 Multiple peril crop												
2.3 Federal flood												
3. Farmowners multiple peril												
4. Homeowners multiple peril												
5.1 Commercial multiple peril (non-liability portion)												
5.2 Commercial multiple peril (liability portion)												
6. Mortgage guaranty												
8. Ocean marine												
9. Inland marine												
10. Financial guaranty												
11. Medical malpractice												
12. Earthquake												
13. Group accident and health												
14. Credit A and H (group and individual)												
15.1 Collectively renewable A and H												
15.2 Non-cancelable A and H												
15.3 Guaranteed renewable A and H												
15.4 Non-renewable for stated reasons only												
15.5 Other accident only												
15.6 All other A and H												
15.7 Federal employees health benefits program premium												
16. Workers' compensation												
17. Other liability												
18. Products liability												
19.1 Private passenger auto no-fault (personal injury protection)												
19.2 Other private passenger auto liability												
19.3 Commercial auto no-fault (personal injury protection)												
19.4 Other commercial auto liability												
21.1 Private passenger auto physical damage												
21.2 Commercial auto physical damage												
22. Aircraft (all perils)												
23. Fidelity												
24. Surety												
26. Burglary and theft												
27. Boiler and machinery												
28. Credit												
33. Aggregate write-ins for other lines of business	1,890,350	1,890,350			3,677,535	1,392,535	4,062,000					49,475
34. TOTALS (a)	1,890,350	1,890,350			3,677,535	1,392,535	4,062,000					49,475
DETAILS OF WRITE-INS												
3301. Guaranty of Share Deposits in Credit Unions	1,890,350	1,890,350			3,677,535	1,392,535	4,062,000					49,475
3302.												
3303.												
3398. Summary of remaining write-ins for Line 33 from overflow page												
3399. Totals (Line 3301 through Line 3303 plus Line 3398) (Line 33 above)	1,890,350	1,890,350			3,677,535	1,392,535	4,062,000					49,475

(a) Finance and service charges not included in Line 1 to Line 34 \$ . . . . .

24GT

P/C

**SCHEDULE A - VERIFICATION BETWEEN YEARS**

1. Book/adjusted carrying value, December 31, prior year (prior year statement)	905,245
2. Increase (decrease) by adjustment:	
2.1 Totals, Part 1, Column 10	(37,970)
2.2 Totals, Part 3, Column 7	
3. Cost of acquired, (Totals, Part 2, Column 6, net of encumbrances (Column 7) and net of additions and permanent improvements (Column 9))	
4. Cost of additions and permanent improvements:	
4.1 Totals, Part 1, Column 13	
4.2 Totals, Part 3, Column 9	
5. Total profit (loss) on sales, Part 3, Column 14	
6. Increase (decrease) by foreign exchange adjustment:	
6.1 Totals, Part 1, Column 11	
6.2 Totals, Part 3, Column 8	
7. Amounts received on sales, Part 3, Column 11 and Part 1, Column 12	
8. Book/adjusted carrying value at end of current period	867,275
9. Total valuation allowance	
10. Subtotal (Line 8 plus Line 9)	867,275
11. Total nonadmitted amounts	
12. Statement value, current period (Page 2, real estate lines, current period)	867,275

**SCHEDULE B - VERIFICATION BETWEEN YEARS**

1. Book value/recorded investment excluding accrued interest on mortgages owned, December 31 of prior year	15,133
2. Amount loaned during year:	
2.1 Actual cost at time of acquisitions	
2.2 Additional investment made after acquisitions	
3. Accrual of discount and mortgage interest points and commitment fees	
4. Increase (decrease) by adjustment	
5. Total profit (loss) on sale	
6. Amounts paid on account or in full during the year	2,230
7. Amortization of premium	
8. Increase (decrease) by foreign exchange adjustment	
9. Book value/recorded investment excluding accrued interest on mortgages owned at end of current period	12,903
10. Total valuation allowance	
11. Subtotal (Line 9 plus Line 10)	12,903
12. Total nonadmitted amounts	
13. Statement value of mortgages owned at end of current period	12,903

**SCHEDULE BA - VERIFICATION BETWEEN YEARS**

1. Book/adjusted carrying value of long-term invested assets owned, December 31 of prior year	2,067,860
2. Cost of acquisitions during year:	
2.1 Actual cost at time of acquisitions	148,916
2.2 Additional investment made after acquisitions	264,593
3. Accrual of discount	156
4. Increase (decrease) by adjustment	
5. Total profit (loss) on sale	
6. Amounts paid on account or in full during the year	223,053
7. Amortization of premium	7,320
8. Increase (decrease) by foreign exchange adjustment	
9. Book/adjusted carrying value of long-term invested assets at end of current period	2,251,152
10. Total valuation allowance	
11. Subtotal (Line 9 plus Line 10)	2,251,152
12. Total nonadmitted amounts	2,251,152
13. Statement value of long-term invested assets at end of current period	

ANNUAL STATEMENT FOR THE YEAR 2002 OF THE American Mutual Share Insurance Corporation

**SCHEDULE D - PART 1A - SECTION 1**

Quality and Maturity Distribution of All Bonds Owned December 31, at Book/Adjusted Carrying Values by Major Types of Issues and NAIC Designations

Quality Rating per the NAIC Designation	1 1 Year or Less	2 Over 1 Year Through 5 Years	3 Over 5 Years Through 10 Years	4 Over 10 Years Through 20 Years	5 Over 20 Years	6 Total Current Year	7 Column 6 as a % of Line 10.7	8 Total from Column 6 Prior Year	9 % From Column 7 Prior Year	10 Total Publicly Traded	11 Total Privately Placed (a)
<b>1. U.S. Governments, Schedules D and DA (Group 1)</b>											
1.1 Class 1	19,242,026	86,595,279	15,036,139			120,873,444	96.5	93,695,961	97.9	120,873,444	
1.2 Class 2											
1.3 Class 3											
1.4 Class 4											
1.5 Class 5											
1.6 Class 6											
1.7 Totals	19,242,026	86,595,279	15,036,139			120,873,444	96.5	93,695,961	97.9	120,873,444	
<b>2. All Other Governments, Schedules D and DA (Group 2)</b>											
2.1 Class 1	187,313	1,046,952	3,139,688			4,373,953	3.5	2,032,341	2.1	4,373,953	
2.2 Class 2											
2.3 Class 3											
2.4 Class 4											
2.5 Class 5											
2.6 Class 6											
2.7 Totals	187,313	1,046,952	3,139,688			4,373,953	3.5	2,032,341	2.1	4,373,953	
<b>3. States, Territories and Possessions etc., Guaranteed, Schedules D and DA (Group 3)</b>											
3.1 Class 1											
3.2 Class 2											
3.3 Class 3											
3.4 Class 4											
3.5 Class 5											
3.6 Class 6											
3.7 Totals											
<b>4. Political Subdivisions of States, Territories and Possessions, Guaranteed, Schedules D and DA (Group 4)</b>											
4.1 Class 1											
4.2 Class 2											
4.3 Class 3											
4.4 Class 4											
4.5 Class 5											
4.6 Class 6											
4.7 Totals											
<b>5. Special Revenue and Special Assessment Obligations etc., Non-Guaranteed, Schedules D and DA (Group 5)</b>											
5.1 Class 1											
5.2 Class 2											
5.3 Class 3											
5.4 Class 4											
5.5 Class 5											
5.6 Class 6											
5.7 Totals											

ANNUAL STATEMENT FOR THE YEAR 2002 OF THE American Mutual Share Insurance Corporation

**SCHEDULE D - PART 1A - SECTION 1 (continued)**

Quality and Maturity Distribution of All Bonds Owned December 31, at Book/Adjusted Carrying Values by Major Types of Issues and NAIC Designations

Quality Rating per the NAIC Designation	1 1 Year or Less	2 Over 1 Year Through 5 Years	3 Over 5 Years Through 10 Years	4 Over 10 Years Through 20 Years	5 Over 20 Years	6 Total Current Year	7 Column 6 as a % of Line 10.7	8 Total from Column 6 Prior Year	9 % From Column 7 Prior Year	10 Total Publicly Traded	11 Total Privately Placed (a)
<b>6. Public Utilities (Unaffiliated), Schedules D and DA (Group 6)</b>											
6.1 Class 1											
6.2 Class 2											
6.3 Class 3											
6.4 Class 4											
6.5 Class 5											
6.6 Class 6											
6.7 Totals											
<b>7. Industrial and Miscellaneous (Unaffiliated), Schedules D and DA (Group 7)</b>											
7.1 Class 1											
7.2 Class 2											
7.3 Class 3											
7.4 Class 4											
7.5 Class 5											
7.6 Class 6											
7.7 Totals											
<b>8. Credit Tenant Loans, Schedules D and DA (Group 8)</b>											
8.1 Class 1											
8.2 Class 2											
8.3 Class 3											
8.4 Class 4											
8.5 Class 5											
8.6 Class 6											
8.7 Totals											
<b>9. Parent, Subsidiaries and Affiliates, Schedules D and DA (Group 9)</b>											
9.1 Class 1											
9.2 Class 2											
9.3 Class 3											
9.4 Class 4											
9.5 Class 5											
9.6 Class 6											
9.7 Totals											

ANNUAL STATEMENT FOR THE YEAR 2002 OF THE American Mutual Share Insurance Corporation

**SCHEDULE D - PART 1A - SECTION 1 (continued)**

Quality and Maturity Distribution of All Bonds Owned December 31, at Book/Adjusted Carrying Values by Major Types of Issues and NAIC Designations

Quality Rating per the NAIC Designation	1 1 Year or Less	2 Over 1 Year Through 5 Years	3 Over 5 Years Through 10 Years	4 Over 10 Years Through 20 Years	5 Over 20 Years	6 Total Current Year	7 Column 6 as a % of Line 10.7	8 Total from Column 6 Prior Year	9 % From Column 7 Prior Year	10 Total Publicly Traded	11 Total Privately Placed (a)
<b>10. Total Bonds Current Year</b>											
10.1 Class 1	19,429,339	87,642,231	18,175,827			125,247,397	100.0	XXX	XXX	125,247,397	
10.2 Class 2								XXX	XXX		
10.3 Class 3								XXX	XXX		
10.4 Class 4								XXX	XXX		
10.5 Class 5						(c)		XXX	XXX		
10.6 Class 6						(c)		XXX	XXX		
10.7 Totals	19,429,339	87,642,231	18,175,827			(b) 125,247,397	100.0	XXX	XXX	125,247,397	
10.8 Line 10.7 as a % of Column 6	15.5	70.0	14.5			100.0	XXX	XXX	XXX	100.0	
<b>11. Total Bonds Prior Year</b>											
11.1 Class 1	22,726,290	60,966,095	12,035,917			XXX	XXX	95,728,302	100.0	95,728,302	
11.2 Class 2						XXX	XXX				
11.3 Class 3						XXX	XXX				
11.4 Class 4						XXX	XXX				
11.5 Class 5						XXX	XXX	(c)			
11.6 Class 6						XXX	XXX	(c)			
11.7 Totals	22,726,290	60,966,095	12,035,917			XXX	XXX	(b) 95,728,302	100.0	95,728,302	
11.8 Line 11.7 as a % of Column 8	23.7	63.7	12.6			XXX	XXX	100.0	XXX	100.0	
<b>12. Total Publicly Traded Bonds</b>											
12.1 Class 1	19,429,339	87,642,231	18,175,827			125,247,397	100.0	95,728,302	100.0	125,247,397	XXX
12.2 Class 2											XXX
12.3 Class 3											XXX
12.4 Class 4											XXX
12.5 Class 5											XXX
12.6 Class 6											XXX
12.7 Totals	19,429,339	87,642,231	18,175,827			125,247,397	100.0	95,728,302	100.0	125,247,397	XXX
12.8 Line 12.7 as a % of Column 6	15.5	70.0	14.5			100.0	XXX	XXX	XXX	100.0	XXX
12.9 Line 12.7 as a % of Line 10.7, Column 6, Section 10	15.5	70.0	14.5			100.0	XXX	XXX	XXX	100.0	XXX
<b>13. Total Privately Placed Bonds</b>											
13.1 Class 1										XXX	
13.2 Class 2										XXX	
13.3 Class 3										XXX	
13.4 Class 4										XXX	
13.5 Class 5										XXX	
13.6 Class 6										XXX	
13.7 Totals										XXX	
13.8 Line 13.7 as a % of Column 6							XXX	XXX	XXX	XXX	
13.9 Line 13.7 as a % of Line 10.7, Column 6, Section 10							XXX	XXX	XXX	XXX	

(a) Includes \$ ..... freely tradable under SEC Rule 144 or qualified for resale under SEC Rule 144A.  
 (b) Includes \$ ..... current year, \$ ..... prior year of bonds with Z designations and \$ ..... current year, \$ ..... prior year of bonds with Z\* designations. The letter "Z" means the NAIC designation was not assigned by the Securities Valuation Office (SVO) at the date of the statement. "Z\*" means the SVO could not evaluate the obligation because valuation procedures for the security class is under regulatory review.  
 (c) Includes \$ ..... current year, \$ ..... prior year of bonds with 5\* designations and \$ ..... current year, \$ ..... prior year of bonds with 6\* designations. "5\*" means the NAIC designation was assigned by the SVO in reliance on the insurer's certification that the issuer is current in all principal and interest payments. "6\*" means the NAIC designation was assigned by the SVO due to inadequate certification of principal and interest payments.

**SCHEDULE D - PART 1A - SECTION 2**

Maturity Distribution of All Bonds Owned December 31 , At Statement Values by Major Type and Subtype of Issues

Distribution by Type	1 1 Year or Less	2 Over 1 Year Through 5 Years	3 Over 5 Years Through 10 Years	4 Over 10 Years Through 20 Years	5 Over 20 Years	6 Total Current Year	7 Column 6 as a % of Line 10.7	8 Total From Column 6 Prior Year	9 % From Column 7 Prior Year	10 Total Publicly Traded	11 Total Privately Placed
1. U.S. Governments, Schedules D and DA (Group 1)											
1.1 Issuer Obligations	19,242,026	86,595,279	15,036,139			120,873,444	96.5	93,695,961	97.9	120,873,444	
1.2 Single Class Mortgage-Backed/Asset-Backed Securities											
1.7 Totals	19,242,026	86,595,279	15,036,139			120,873,444	96.5	93,695,961	97.9	120,873,444	
2. All Other Governments, Schedules D and DA (Group 2)											
2.1 Issuer Obligations											
2.2 Single Class Mortgage-Backed/Asset-Backed Securities											
MULTI-CLASS RESIDENTIAL MORTGAGE-BACKED SECURITIES:											
2.3 Defined	187,313	1,046,952	3,139,688			4,373,953	3.5	2,032,341	2.1	4,373,953	
2.4 Other											
MULTI-CLASS COMMERCIAL MORTGAGE-BACKED/ASSET-BACKED SECURITIES:											
2.5 Defined											
2.6 Other											
2.7 Totals	187,313	1,046,952	3,139,688			4,373,953	3.5	2,032,341	2.1	4,373,953	
3. States, Territories and Possessions, Guaranteed, Schedules D and DA (Group 3)											
3.1 Issuer Obligations											
3.2 Single Class Mortgage-Backed/Asset-Backed Securities											
MULTI-CLASS RESIDENTIAL MORTGAGE-BACKED SECURITIES:											
3.3 Defined											
3.4 Other											
MULTI-CLASS COMMERCIAL MORTGAGE-BACKED/ASSET-BACKED SECURITIES:											
3.5 Defined											
3.6 Other											
3.7 Totals											
4. Political Subdivisions of States, Territories and Possessions, Guaranteed, Schedules D and DA (Group 4)											
4.1 Issuer Obligations											
4.2 Single Class Mortgage-Backed/Asset-Backed Securities											
MULTI-CLASS RESIDENTIAL MORTGAGE-BACKED SECURITIES:											
4.3 Defined											
4.4 Other											
MULTI-CLASS COMMERCIAL MORTGAGE-BACKED/ASSET-BACKED SECURITIES:											
4.5 Defined											
4.6 Other											
4.7 Totals											
5. Special Revenue and Special Assessment Obligations etc., Non-Guaranteed, Schedules D and DA (Group 5)											
5.1 Issuer Obligations											
5.2 Single Class Mortgage-Backed/Asset-Backed Securities											
MULTI-CLASS RESIDENTIAL MORTGAGE-BACKED SECURITIES:											
5.3 Defined											
5.4 Other											
MULTI-CLASS COMMERCIAL MORTGAGE-BACKED/ASSET-BACKED SECURITIES:											
5.5 Defined											
5.6 Other											
5.7 Totals											

ANNUAL STATEMENT FOR THE YEAR 2002 OF THE American Mutual Share Insurance Corporation

**SCHEDULE D - PART 1A - SECTION 2 (continued)**

Maturity Distribution of All Bonds Owned December 31, At Book/Adjusted Carrying Values by Major Type and Subtype of Issues

Distribution by Type	1 1 Year or Less	2 Over 1 Year Through 5 Years	3 Over 5 Years Through 10 Years	4 Over 10 Years Through 20 Years	5 Over 20 Years	6 Total Current Year	7 Column 6 as a % of Line 10.7	8 Total From Column 6 Prior Year	9 % From Column 7 Prior Year	10 Total Publicly Traded	11 Total Privately Placed
6. Public Utilities (Unaffiliated), Schedules D and DA (Group 6)											
6.1 Issuer Obligations											
6.2 Single Class Mortgage-Backed/Asset-Backed Bonds											
MULTI-CLASS RESIDENTIAL MORTGAGE-BACKED SECURITIES:											
6.3 Defined											
6.4 Other											
MULTI-CLASS COMMERCIAL MORTGAGE-BACKED/ASSET-BACKED SECURITIES:											
6.5 Defined											
6.6 Other											
6.7 Totals											
7. Industrial and Miscellaneous (Unaffiliated), Schedules D and DA (Group 7)											
7.1 Issuer Obligations											
7.2 Single Class Mortgage-Backed/Asset-Backed Bonds											
MULTI-CLASS RESIDENTIAL MORTGAGE-BACKED SECURITIES:											
7.3 Defined											
7.4 Other											
MULTI-CLASS COMMERCIAL MORTGAGE-BACKED/ASSET-BACKED SECURITIES:											
7.5 Defined											
7.6 Other											
7.7 Totals											
8. Credit Tenant Loans, Schedules D and DA (Group 8)											
8.1 Issuer Obligations											
8.7 Totals											
9. Parent, Subsidiaries and Affiliates, Schedules D and DA (Group 9)											
9.1 Issuer Obligations											
9.2 Single Class Mortgage-Backed/Asset-Backed Bonds											
MULTI-CLASS RESIDENTIAL MORTGAGE-BACKED SECURITIES:											
9.3 Defined											
9.4 Other											
MULTI-CLASS COMMERCIAL MORTGAGE-BACKED/ASSET-BACKED SECURITIES:											
9.5 Defined											
9.6 Other											
9.7 Totals											

ANNUAL STATEMENT FOR THE YEAR 2002 OF THE American Mutual Share Insurance Corporation

**SCHEDULE D - PART 1A - SECTION 2 (continued)**

Maturity Distribution of All Bonds Owned December 31, At Book/Adjusted Carrying Values by Major Type and Subtype of Issues

Distribution by Type	1 1 Year or Less	2 Over 1 Year Through 5 Years	3 Over 5 Years Through 10 Years	4 Over 10 Years Through 20 Years	5 Over 20 Years	6 Total Current Year	7 Column 6 as a % of Line 10.7	8 Total From Column 6 Prior Year	9 % From Column 7 Prior Year	10 Total Publicly Traded	11 Total Privately Placed
10. Total Bonds Current Year											
10.1 Issuer Obligations	19,242,026	86,595,279	15,036,139			120,873,444	96.5	XXX	XXX	120,873,444	
10.2 Single Class Mortgage-Backed/Asset-Backed Bonds								XXX	XXX		
MULTI-CLASS RESIDENTIAL MORTGAGE-BACKED SECURITIES:											
10.3 Defined	187,313	1,046,952	3,139,688			4,373,953	3.5	XXX	XXX	4,373,953	
10.4 Other								XXX	XXX		
MULTI-CLASS COMMERCIAL MORTGAGE-BACKED/ASSET-BACKED SECURITIES:											
10.5 Defined								XXX	XXX		
10.6 Other								XXX	XXX		
10.7 Totals	19,429,339	87,642,231	18,175,827			125,247,397	100.0	XXX	XXX	125,247,397	
10.8 Line 10.7 as a % of Column 6	15.5	70.0	14.5			100.0	XXX	XXX	XXX	100.0	
11. Total Bonds Prior Year											
11.1 Issuer Obligations	22,726,290	58,933,754	12,035,917			XXX	XXX	93,695,961	97.9	93,695,961	
11.2 Single Class Mortgage-Backed/Asset-Backed Bonds						XXX	XXX				
MULTI-CLASS RESIDENTIAL MORTGAGE-BACKED SECURITIES:											
11.3 Defined		2,032,341				XXX	XXX	2,032,341	2.1	2,032,341	
11.4 Other						XXX	XXX				
MULTI-CLASS COMMERCIAL MORTGAGE-BACKED/ASSET-BACKED SECURITIES:											
11.5 Defined						XXX	XXX				
11.6 Other						XXX	XXX				
11.7 Totals	22,726,290	60,966,095	12,035,917			XXX	XXX	95,728,302	100.0	95,728,302	
11.8 Line 11.7 as a % of Column 8	23.7	63.7	12.6			XXX	XXX	100.0	XXX	100.0	
12. Total Publicly Traded Bonds											
12.1 Issuer Obligations	19,242,026	86,595,279	15,036,139			120,873,444	96.5	93,695,961	97.9	120,873,444	XXX
12.2 Single Class Mortgage-Backed/Asset-Backed Bonds											XXX
MULTI-CLASS RESIDENTIAL MORTGAGE-BACKED SECURITIES:											
12.3 Defined	187,313	1,046,952	3,139,688			4,373,953	3.5	2,032,341	2.1	4,373,953	XXX
12.4 Other											XXX
MULTI-CLASS COMMERCIAL MORTGAGE-BACKED/ASSET-BACKED SECURITIES:											
12.5 Defined											XXX
12.6 Other											XXX
12.7 Totals	19,429,339	87,642,231	18,175,827			125,247,397	100.0	95,728,302	100.0	125,247,397	XXX
12.8 Line 12.7 as a % of Column 6	15.5	70.0	14.5			100.0	XXX	XXX	XXX	100.0	XXX
12.9 Line 12.7 as a % of Line 10.7, Column 6, Section 10	15.5	70.0	14.5			100.0	XXX	XXX	XXX	100.0	XXX
13. Total Privately Placed Bonds											
13.1 Issuer Obligations										XXX	
13.2 Single Class Mortgage-Backed/Asset-Backed Bonds										XXX	
MULTI-CLASS RESIDENTIAL MORTGAGE-BACKED SECURITIES:											
13.3 Defined										XXX	
13.4 Other										XXX	
MULTI-CLASS COMMERCIAL MORTGAGE-BACKED/ASSET-BACKED SECURITIES:											
13.5 Defined										XXX	
13.6 Other										XXX	
13.7 Totals										XXX	
13.8 Line 13.7 as a % of Column 6							XXX	XXX	XXX	XXX	
13.9 Line 13.7 as a % of Line 10.7, Column 6, Section 10							XXX	XXX	XXX	XXX	

**SCHEDULE DA - PART 2**

Verification of SHORT-TERM INVESTMENTS Between Years

	1	2	3	4	5
	Total	Bonds	Mortgage Loans	Other Short-term Investment Asset (a)	Investments in Parent Subsidiaries and Affiliates
1. Book/adjusted carrying value, prior year .....	1,690,893			1,690,893	
2. Cost of short-term investments acquired .....	66,493,857			66,493,857	
3. Increase (decrease) by adjustment .....					
4. Increase (decrease) by foreign exchange adjustment .....					
5. Total profit (loss) on disposal of short-term investments .....					
6. Consideration received on disposal of short-term investments .....	66,410,900			66,410,900	
7. Book/adjusted carrying value, current year .....	1,773,850			1,773,850	
8. Total valuation allowance .....					
9. Subtotal (Line 7 plus Line 8) .....	1,773,850			1,773,850	
10. Total nonadmitted amounts .....					
11. Statement value (Line 9 minus Line 10) .....	1,773,850			1,773,850	
12. Income collected during year .....	90,666			90,666	
13. Income earned during year .....	65,791			65,791	

(a) Indicate the category of such assets, for example, joint ventures, transportation equipment: .....

**Page 34**

Schedule DB, Part A, Verification Between Years  
**NONE**

Schedule DB, Part B, Verification Between Years  
**NONE**

**Page 35**

Schedule DB, Part C, Verification Between Years  
**NONE**

Schedule DB, Part D, Verification Between Years  
**NONE**

Schedule DB, Part E, Verification of Statement and Fair Values  
**NONE**

**Page 36**

Sch. DB, Pt. F, Sn. 1, Summary Replicated (Syn.) Assets Open  
**NONE**

**Page 37**

Sch. DB, Pt. F, Sn. 2, Reconciliation Replicated (Syn.) Assets  
**NONE**

**Page 38**

Sch. F, Pt. 1, Assumed Reinsurance  
**NONE**

**Page 39**

Sch. F, Pt. 2, Premium Portfolio Reinsurance Effected or Canceled  
**NONE**

ANNUAL STATEMENT FOR THE YEAR 2002 OF THE American Mutual Share Insurance Corporation

**SCHEDULE F - PART 3**

Ceded Reinsurance as of December 31, Current Year (000 Omitted)

1 Federal ID Number	2 NAIC Company Code	3 Name of Reinsurer	4 Domiciliary Jurisdiction	5 Reinsurance Contracts Ceding 75% or More of Direct Premiums Written	6 Reinsurance Premiums Ceded	Reinsurance Recoverable On									Reinsurance Payable		18 Net Amount Recoverable From Reinsurers Columns 15 - [16 + 17]	19 Funds Held by Company Under Reinsurance Treaties				
						7 Paid Losses	8 Paid LAE	9 Known Case Loss Reserves	10 Known Case LAE Reserves	11 IBNR Loss Reserves	12 IBNR LAE Reserves	13 Unearned Premiums	14 Contingent Commissions	15 Columns 7 through 14 Totals	16 Ceded Balances Payable	17 Other Amounts Due to Reinsurers						
Authorized - Other U. S. Unaffiliated Insurers																						
13-1963496	20281	FEDERAL INSURANCE COMPANY	INDIANA		268																	
0599999 - Subtotal - Authorized - Other U. S. Unaffiliated Insurers						268																
0999999 - Subtotal - Authorized						268																
1999999 - Subtotal - Authorized and Unauthorized						268																
9999999 - TOTAL - Schedule F, Part 3						268																

NOTE: Report the five largest provisional commission rates included in the cedant's reinsurance treaties. The commission rate to be reported is by contract with ceded premium in excess of \$50,000:

	1 Name of Company	2 Commission Rate	3 Ceded Premium
1)	.....	.....	.....
2)	.....	.....	.....
3)	.....	.....	.....
4)	.....	.....	.....
5)	.....	.....	.....

**Page 41**

Sch. F, Pt. 4, Aging of Ceded Reinsurance

**NONE**

**Page 42**

Sch. F, Pt. 5, Provision for Unauthorized Reinsurance

**NONE**

**Page 43**

Sch. F, Pt. 6, Provision for Overdue Authorized Reinsurance

**NONE**

**Page 44**

Sch. F, Pt. 7, Provision for Overdue Reinsurance

**NONE**

**Page 45**

Sch. F, Pt. 8, Balance Sheet, Identify Net Credit for Reinsurance

**NONE**

**Page 46**

Sch. H, Accident and Health Exhibit, Part 1

**NONE**

**Page 47**

Sch. H, Accident and Health Exhibit, Part 2

**NONE**

Sch. H, Accident and Health Exhibit, Part 3

**NONE**

Sch. H, Accident and Health Exhibit, Part 4

**NONE**

**Page 48**

Sch. H, Pt. 5, Health Claims

**NONE**

**Page 51**

Sch. P, Pt. 1A, Homeowners/Farmowners  
**NONE**

**Page 52**

Sch. P, Pt. 1B, Private Passenger Auto Liability/Medical  
**NONE**

**Page 53**

Sch. P, Pt. 1C, Commercial Auto/Truck Liability/Medical  
**NONE**

**Page 54**

Sch. P, Pt. 1D, Workers' Compensation  
**NONE**

**Page 55**

Sch. P, Pt. 1E, Commercial Multiple Peril  
**NONE**

**Page 56**

Sch. P, Pt. 1F, Sn. 1, Medical Malpractice, Occurrence  
**NONE**

**Page 57**

Sch. P, Pt. 1F, Sn. 2, Medical Malpractice, Claims Made  
**NONE**

**Page 58**

Sch. P, Pt. 1G, Special Liability  
**NONE**

**Page 59**

Sch. P, Pt. 1H, Sn. 1, Other Liability, Occurrence  
**NONE**

**Page 60**

Sch. P, Pt. 1H, Sn. 2, Other Liability, Claims Made  
**NONE**

**Page 61**

Sch. P, Pt. 1I, Special Property  
**NONE**

**Page 62**

Sch. P, Pt. 1J, Auto Physical Damage  
**NONE**

**Page 63**

Sch. P, Pt. 1K, Fidelity/Surety  
**NONE**

**SCHEDULE P - PART 1L - OTHER  
(INCLUDING CREDIT, ACCIDENT AND HEALTH)**

(\$000 Omitted)

Years in Which Premiums Were Earned and Losses Were Incurred	Premiums Earned			Loss and Loss Expense Payments								12 Number of Claims Reported - Direct and Assumed
	1 Direct and Assumed	2 Ceded	3 Net (Columns 1 - 2)	Loss Payments		Defense and Cost Containment Payments		Adjusting and Other Payments		10 Salvage and Subrogation Received	11 Total Net Paid (Columns 4 - 5 + 6 - 7 + 8 - 9)	
				4 Direct and Assumed	5 Ceded	6 Direct and Assumed	7 Ceded	8 Direct and Assumed	9 Ceded			
1. Prior .....	XXX	XXX	XXX	5,437							5,437	XXX
2. 2001 .....	1,748	290	1,458									XXX
3. 2002 .....	1,890	268	1,622	3,948							3,948	XXX
4. Totals .....	XXX	XXX	XXX	9,385							9,385	XXX

	Losses Unpaid				Defense and Cost Containment Unpaid				Adjusting and Other Unpaid		23 Salvage and Subrogation Anticipated	24 Total Net Losses and Expenses Unpaid	25 Number of Claims Outstanding - Direct & Assumed
	Case Basis		Bulk + IBNR		Case Basis		Bulk + IBNR		21 Direct and Assumed	22 Ceded			
	13 Direct and Assumed	14 Ceded	15 Direct and Assumed	16 Ceded	17 Direct and Assumed	18 Ceded	19 Direct and Assumed	20 Ceded					
1. ....			406								3	406	
2. ....			1,219									1,219	
3. ....			2,437					40			143	2,477	
4. ....			4,062					40			146	4,102	

	Total Losses and Loss Expenses Incurred			Loss and Loss Expense Percentage (Incurred/Premiums Earned)			Nontabular Discount		34 Inter-Company Pooling Participation Percentage	Net Balance Sheet Reserves After Discount	
	26 Direct and Assumed	27 Ceded	28 Net	29 Direct and Assumed	30 Ceded	31 Net	32 Loss	33 Loss Expense		35 Losses Unpaid	36 Loss Expenses Unpaid
1. ....	XXX	XXX	XXX	XXX	XXX	XXX			XXX	406	
2. ....	1,219		1,219	69.7		83.6				1,219	
3. ....	6,425		6,425	339.9		396.1				2,437	40
4. ....	XXX	XXX	XXX	XXX	XXX	XXX			XXX	4,062	40

**Page 65**

Sch. P, Pt. 1M, International  
**NONE**

**Page 66**

Sch. P, Pt. 1N, Reinsurance  
**NONE**

**Page 67**

Sch. P, Pt. 1O, Reinsurance  
**NONE**

**Page 68**

Sch. P, Pt. 1P, Reinsurance  
**NONE**

**Page 69**

Sch. P, Pt. 1R, Sn. 1, Products Liability, Occurrence  
**NONE**

**Page 70**

Sch. P, Pt. 1R, Sn. 2, Products Liability, Claims Made  
**NONE**

**Page 71**

Sch. P, Pt. 1S, Financial Guaranty/Mortgage Guaranty  
**NONE**

**Page 72**

Sch. P, Pt. 2A, Homeowners/Farmowners  
**NONE**

Sch. P, Pt. 2B, Private Passenger Auto Liability/Medical  
**NONE**

Sch. P, Pt. 2C, Commercial Auto/Truck Liability/Medical  
**NONE**

Sch. P, Pt. 2D, Workers' Compensation  
**NONE**

Sch. P, Pt. 2E, Commercial Multiple Peril  
**NONE**

**Page 73**

Sch. P, Pt. 2F, Sn. 1, Medical Malpractice, Occurrence  
**NONE**

Sch. P, Pt. 2F, Sn. 2, Medical Malpractice, Claims - Made  
**NONE**

Sch. P, Pt. 2G, Special Liability  
**NONE**

Sch. P, Pt. 2H, Sn. 1, Other Liability, Occurrence  
**NONE**

Sch. P, Pt. 2H, Sn. 2, Other Liability, Claims - Made  
**NONE**

**SCHEDULE P - PART 2I - SPECIAL PROPERTY (FIRE, ALLIED LINES, INLAND MARINE, EARTHQUAKE, BURGLARY, AND THEFT)**

Years in Which Losses Were Incurred	INCURRED NET LOSSES AND DEFENSE AND COST CONTAINMENT EXPENSES REPORTED AT YEAR END (\$000 OMITTED)										DEVELOPMENT	
	1 1993	2 1994	3 1995	4 1996	5 1997	6 1998	7 1999	8 2000	9 2001	10 2002	11 One Year	12 Two Year
1. Prior .....	XXX	XXX	XXX	XXX	XXX	XXX	XXX					
2. 2001 .....	XXX	XXX	XXX	XXX	XXX	XXX	XXX	XXX				XXX
3. 2002 .....	XXX	XXX	XXX	XXX	XXX	XXX	XXX	XXX	XXX			XXX
4. Totals												

**SCHEDULE P - PART 2J - AUTO PHYSICAL DAMAGE**

1. Prior .....	XXX	XXX	XXX	XXX	XXX	XXX	XXX					
2. 2001 .....	XXX	XXX	XXX	XXX	XXX	XXX	XXX	XXX				XXX
3. 2002 .....	XXX	XXX	XXX	XXX	XXX	XXX	XXX	XXX	XXX			XXX
4. Totals												

**SCHEDULE P - PART 2K - FIDELITY, SURETY**

1. Prior .....	XXX	XXX	XXX	XXX	XXX	XXX	XXX					
2. 2001 .....	XXX	XXX	XXX	XXX	XXX	XXX	XXX	XXX				XXX
3. 2002 .....	XXX	XXX	XXX	XXX	XXX	XXX	XXX	XXX	XXX			XXX
4. Totals												

**SCHEDULE P - PART 2L - OTHER (INCLUDING CREDIT, ACCIDENT AND HEALTH)**

1. Prior .....	XXX	XXX	XXX	XXX	XXX	XXX	XXX	11,219	8,018	5,843	(2,175)	(5,376)
2. 2001 .....	XXX	XXX	XXX	XXX	XXX	XXX	XXX	XXX	3,808	1,219	(2,589)	XXX
3. 2002 .....	XXX	XXX	XXX	XXX	XXX	XXX	XXX	XXX	XXX	6,385	XXX	XXX
4. Totals											(4,764)	(5,376)

**SCHEDULE P - PART 2M - INTERNATIONAL**

1. Prior .....												
2. 1993 .....												
3. 1994 .....	XXX											
4. 1995 .....	XXX	XXX										
5. 1996 .....	XXX	XXX	XXX									
6. 1997 .....	XXX	XXX	XXX	XXX								
7. 1998 .....	XXX	XXX	XXX	XXX	XXX							
8. 1999 .....	XXX	XXX	XXX	XXX	XXX	XXX						
9. 2000 .....	XXX	XXX	XXX	XXX	XXX	XXX	XXX					
10. 2001 .....	XXX	XXX	XXX	XXX	XXX	XXX	XXX	XXX				XXX
11. 2002 .....	XXX	XXX	XXX	XXX	XXX	XXX	XXX	XXX	XXX			XXX
12. Totals												

**Page 75**

Sch. P, Pt. 2N, Reinsurance  
**NONE**

Sch. P, Pt. 2O, Reinsurance  
**NONE**

Sch. P, Pt. 2P, Reinsurance  
**NONE**

**Page 76**

Sch. P, Pt. 2R, Sn. 1, Products Liability, Occurrence  
**NONE**

Sch. P, Pt. 2R, Sn. 2, Products Liability, Claims Made  
**NONE**

Sch. P, Pt. 2S, Financial Guaranty/Mortgage Guaranty  
**NONE**

**Page 77**

Sch. P, Pt. 3A, Homeowners/Farmowners  
**NONE**

Sch. P, Pt. 3B, Private Passenger Auto Liability/Medical  
**NONE**

Sch. P, Pt. 3C, Commercial Auto/Truck Liability/Medical  
**NONE**

Sch. P, Pt. 3D, Workers' Compensation  
**NONE**

Sch. P, Pt. 3E, Commercial Multiple Peril  
**NONE**

**Page 78**

Sch. P, Pt. 3F, Sn. 1, Medical Malpractice, Occurrence  
**NONE**

Sch. P, Pt. 3F, Sn. 2, Medical Malpractice, Claims Made  
**NONE**

Sch. P, Pt. 3G, Special Liability  
**NONE**

Sch. P, Pt. 3H, Sn. 1, Other Liability, Occurrence  
**NONE**

Sch. P, Pt. 3H, Sn. 2, Other Liability, Claims Made  
**NONE**

**SCHEDULE P - PART 3I - SPECIAL PROPERTY (FIRE,  
ALLIED LINES, INLAND MARINE, EARTHQUAKE,  
BURGLARY, AND THEFT)**

Years in Which Losses Were Incurred	CUMULATIVE PAID NET LOSSES AND DEFENSE AND COST CONTAINMENT EXPENSES REPORTED AT YEAR END (\$000 OMITTED)										11 Number of Claims Closed With Loss Payment	12 Number of Claims Closed Without Loss Payment
	1 1993	2 1994	3 1995	4 1996	5 1997	6 1998	7 1999	8 2000	9 2001	10 2002		
1. Prior .....	XXX	XXX	XXX	XXX	XXX	XXX	XXX	000	.....	.....	XXX	XXX
2. 2001 .....	XXX	XXX	XXX	XXX	XXX	XXX	XXX	XXX	.....	.....	XXX	XXX
3. 2002 .....	XXX	XXX	XXX	XXX	XXX	XXX	XXX	XXX	XXX	.....	XXX	XXX

**SCHEDULE P - PART 3J - AUTO PHYSICAL DAMAGE**

1. Prior .....	XXX	XXX	XXX	XXX	XXX	XXX	XXX	000	.....	.....	.....	.....
2. 2001 .....	XXX	XXX	XXX	XXX	XXX	XXX	XXX	XXX	.....	.....	.....	.....
3. 2002 .....	XXX	XXX	XXX	XXX	XXX	XXX	XXX	XXX	XXX	.....	.....	.....

**SCHEDULE P - PART 3K - FIDELITY/SURETY**

1. Prior .....	XXX	XXX	XXX	XXX	XXX	XXX	XXX	000	.....	.....	XXX	XXX
2. 2001 .....	XXX	XXX	XXX	XXX	XXX	XXX	XXX	XXX	.....	.....	XXX	XXX
3. 2002 .....	XXX	XXX	XXX	XXX	XXX	XXX	XXX	XXX	XXX	.....	XXX	XXX

**SCHEDULE P - PART 3L - OTHER  
(INCLUDING CREDIT, ACCIDENT AND HEALTH)**

1. Prior .....	XXX	XXX	XXX	XXX	XXX	XXX	XXX	000	..... 5,479	..... 5,437	XXX	XXX
2. 2001 .....	XXX	XXX	XXX	XXX	XXX	XXX	XXX	XXX	.....	.....	XXX	XXX
3. 2002 .....	XXX	XXX	XXX	XXX	XXX	XXX	XXX	XXX	XXX	..... 3,948	XXX	XXX

**SCHEDULE P - PART 3M - INTERNATIONAL**

1. Prior .....	000	.....	.....	.....	.....	.....	.....	.....	.....	.....	XXX	XXX
2. 1993 .....	.....	.....	.....	.....	.....	.....	.....	.....	.....	.....	XXX	XXX
3. 1994 .....	XXX	.....	.....	.....	.....	.....	.....	.....	.....	.....	XXX	XXX
4. 1995 .....	XXX	XXX	.....	.....	.....	.....	.....	.....	.....	.....	XXX	XXX
5. 1996 .....	XXX	XXX	XXX	.....	.....	.....	.....	.....	.....	.....	XXX	XXX
6. 1997 .....	XXX	XXX	XXX	XXX	.....	.....	.....	.....	.....	.....	XXX	XXX
7. 1998 .....	XXX	XXX	XXX	XXX	XXX	.....	.....	.....	.....	.....	XXX	XXX
8. 1999 .....	XXX	XXX	XXX	XXX	XXX	XXX	.....	.....	.....	.....	XXX	XXX
9. 2000 .....	XXX	XXX	XXX	XXX	XXX	XXX	XXX	.....	.....	.....	XXX	XXX
10. 2001 .....	XXX	XXX	XXX	XXX	XXX	XXX	XXX	XXX	.....	.....	XXX	XXX
11. 2002 .....	XXX	XXX	XXX	XXX	XXX	XXX	XXX	XXX	XXX	.....	XXX	XXX

**Page 80**

Sch. P, Pt. 3N, Reinsurance  
**NONE**

Sch. P, Pt. 3O, Reinsurance  
**NONE**

Sch. P, Pt. 3P, Reinsurance  
**NONE**

**Page 81**

Sch. P, Pt. 3R, Sn. 1, Product Liability, Occurrence  
**NONE**

Sch. P, Pt. 3R, Sn. 2, Product Liability, Claims Made  
**NONE**

Sch. P, Pt. 3S, Financial Guaranty/Mortgage Guaranty  
**NONE**

**Page 82**

Sch. P, Pt. 4A, Homeowners/Farmowners  
**NONE**

Sch. P, Pt. 4B, Private Passenger Auto Liability/Medical  
**NONE**

Sch. P, Pt. 4C, Commercial Auto/Truck Liability/Medical  
**NONE**

Sch. P, Pt. 4D, Workers' Compensation  
**NONE**

Sch. P, Pt. 4E, Commercial Multiple Peril  
**NONE**

**Page 83**

Sch. P, Pt. 4F, Sn. 1, Medical Malpractice, Occurrence  
**NONE**

Sch. P, Pt. 4F, Sn. 2, Medical Malpractice, Claims Made  
**NONE**

Sch. P, Pt. 4G, Special Liability  
**NONE**

Sch. P, Pt. 4H, Sn. 1, Other Liability, Occurrence  
**NONE**

Sch. P, Pt. 4H, Sn. 2, Other Liability, Claims Made  
**NONE**

**SCHEDULE P - PART 4I - SPECIAL PROPERTY (FIRE,  
ALLIED LINES, INLAND MARINE, EARTHQUAKE,  
BURGLARY AND THEFT)**

Years in Which Losses Were Incurred	BULK AND IBNR RESERVES ON NET LOSSES AND DEFENSE AND COST CONTAINMENT EXPENSES REPORTED AT YEAR END (\$000 OMITTED)									
	1 1993	2 1994	3 1995	4 1996	5 1997	6 1998	7 1999	8 2000	9 2001	10 2002
1. Prior .....	XXX	XXX	XXX	XXX	XXX	XXX	XXX	XXX	XXX	XXX
2. 2001 .....	XXX	XXX	XXX	XXX	XXX	XXX	XXX	XXX	XXX	XXX
3. 2002 .....	XXX	XXX	XXX	XXX	XXX	XXX	XXX	XXX	XXX	XXX

**SCHEDULE P - PART 4J - AUTO PHYSICAL DAMAGE**

1. Prior .....	XXX	XXX	XXX	XXX	XXX	XXX	XXX	XXX	XXX	XXX
2. 2001 .....	XXX	XXX	XXX	XXX	XXX	XXX	XXX	XXX	XXX	XXX
3. 2002 .....	XXX	XXX	XXX	XXX	XXX	XXX	XXX	XXX	XXX	XXX

**SCHEDULE P - PART 4K - FIDELITY/SURETY**

1. Prior .....	XXX	XXX	XXX	XXX	XXX	XXX	XXX	XXX	XXX	XXX
2. 2001 .....	XXX	XXX	XXX	XXX	XXX	XXX	XXX	XXX	XXX	XXX
3. 2002 .....	XXX	XXX	XXX	XXX	XXX	XXX	XXX	XXX	XXX	XXX

**SCHEDULE P - PART 4L - OTHER  
(INCLUDING CREDIT, ACCIDENT AND HEALTH)**

1. Prior .....	XXX	XXX	XXX	XXX	XXX	XXX	XXX	5,691	2,539	406
2. 2001 .....	XXX	XXX	XXX	XXX	XXX	XXX	XXX	XXX	3,808	1,219
3. 2002 .....	XXX	XXX	XXX	XXX	XXX	XXX	XXX	XXX	XXX	2,437

**SCHEDULE P - PART 4M - INTERNATIONAL**

1. Prior .....										
2. 1993 .....										
3. 1994 .....	XXX									
4. 1995 .....	XXX	XXX								
5. 1996 .....	XXX	XXX	XXX							
6. 1997 .....	XXX	XXX	XXX	XXX						
7. 1998 .....	XXX	XXX	XXX	XXX	XXX					
8. 1999 .....	XXX	XXX	XXX	XXX	XXX	XXX				
9. 2000 .....	XXX	XXX	XXX	XXX	XXX	XXX	XXX			
10. 2001 .....	XXX	XXX	XXX	XXX	XXX	XXX	XXX	XXX		
11. 2002 .....	XXX	XXX	XXX	XXX	XXX	XXX	XXX	XXX	XXX	

**Page 85**

Sch. P, Pt. 4N, Reinsurance

**NONE**

Sch. P, Pt. 4O, Reinsurance

**NONE**

Sch. P, Pt. 4P, Reinsurance

**NONE**

**Page 86**

Sch. P, Pt. 4R, Sn. 1, Products Liability, Occurrence

**NONE**

Sch. P, Pt. 4R, Sn. 2, Products Liability, Claims Made

**NONE**

Sch. P, Pt. 4S, Financial Guaranty/Mortgage Guaranty

**NONE**

**Page 87**

Sch. P, Pt. 5A, Sn. 1, Homeowners/Farmowners

**NONE**

Sch. P, Pt. 5A, Sn. 2, Homeowners/Farmowners

**NONE**

Sch. P, Pt. 5A, Sn. 3, Homeowners/Farmowners

**NONE**

**Page 88**

Sch. P, Pt. 5B, Sn. 1, Private Passenger Auto Liability/Medical

**NONE**

Sch. P, Pt. 5B, Sn. 2, Private Passenger Auto Liability/Medical

**NONE**

Sch. P, Pt. 5B, Sn. 3, Private Passenger Auto Liability/Medical

**NONE**

**Page 89**

Sch. P, Pt. 5C, Sn. 1, Commercial Auto/Truck Liability/Medical

**NONE**

Sch. P, Pt. 5C, Sn. 2, Commercial Auto/Truck Liability/Medical

**NONE**

Sch. P, Pt. 5C, Sn. 3, Commercial Auto/Truck Liability/Medical

**NONE**

**Page 90**

Sch. P, Pt. 5D, Sn. 1, Workers' Compensation  
**NONE**

Sch. P, Pt. 5D, Sn. 2, Workers' Compensation  
**NONE**

Sch. P, Pt. 5D, Sn. 3, Workers' Compensation  
**NONE**

**Page 91**

Sch. P, Pt. 5E, Sn. 1, Commercial Multiple Peril  
**NONE**

Sch. P, Pt. 5E, Sn. 2, Commercial Multiple Peril  
**NONE**

Sch. P, Pt. 5E, Sn. 3, Commercial Multiple Peril  
**NONE**

**Page 92**

Sch. P, Pt. 5F, Sn. 1A, Medical Malpractice, Occurrence  
**NONE**

Sch. P, Pt. 5F, Sn. 2A, Medical Malpractice, Occurrence  
**NONE**

Sch. P, Pt. 5F, Sn. 3A, Medical Malpractice, Occurrence  
**NONE**

**Page 93**

Sch. P, Pt. 5F, Sn. 1B, Medical Malpractice, Claims Made  
**NONE**

Sch. P, Pt. 5F, Sn. 2B, Medical Malpractice, Claims Made  
**NONE**

Sch. P, Pt. 5F, Sn. 3B, Medical Malpractice, Claims Made  
**NONE**

**Page 94**

Sch. P, Pt. 5H, Sn. 1A, Other Liability, Occurrence  
**NONE**

Sch. P, Pt. 5H, Sn. 2A, Other Liability, Occurrence  
**NONE**

Sch. P, Pt. 5H, Sn. 3A, Other Liability, Occurrence  
**NONE**

**Page 95**

Sch. P, Pt. 5H, Sn. 1B, Other Liability, Claims Made  
**NONE**

Sch. P, Pt. 5H, Sn. 2B, Other Liability, Claims Made  
**NONE**

Sch. P, Pt. 5H, Sn. 3B, Other Liability, Claims Made  
**NONE**

**Page 96**

Sch. P, Pt. 5R, Sn. 1A, Products Liability, Occurrence  
**NONE**

Sch. P, Pt. 5R, Sn. 2A, Products Liability, Occurrence  
**NONE**

Sch. P, Pt. 5R, Sn. 3A, Products Liability, Occurrence  
**NONE**

**Page 97**

Sch. P, Pt. 5R, Sn. 1B, Products Liability, Claims Made  
**NONE**

Sch. P, Pt. 5R, Sn. 2B, Products Liability, Claims Made  
**NONE**

Sch. P, Pt. 5R, Sn. 3B, Products Liability, Claims Made  
**NONE**

**Page 98**

Sch. P, Pt. 6C, Sn. 1, Commercial Auto/Truck Liability/Medical  
**NONE**

Sch. P, Pt. 6C, Sn. 2, Commercial Auto/Truck Liability/Medical  
**NONE**

Sch. P, Pt. 6D, Sn. 1, Workers' Compensation  
**NONE**

Sch. P, Pt. 6D, Sn. 2, Workers' Compensation  
**NONE**

**Page 99**

Sch. P, Pt. 6E, Sn. 1, Commercial Multiple Peril  
**NONE**

Sch. P, Pt. 6E, Sn. 2, Commercial Multiple Peril  
**NONE**

Sch. P, Pt. 6H, Sn. 1A, Other Liability, Occurrence  
**NONE**

Sch. P, Pt. 6H, Sn. 2A, Other Liability, Occurrence  
**NONE**

**Page 100**

Sch. P, Pt. 6H, Sn. 1B, Other Liability, Claims Made  
**NONE**

Sch. P, Pt. 6H, Sn. 2B, Other Liability, Claims Made  
**NONE**

Sch. P, Pt. 6M, Sn. 1, International  
**NONE**

Sch. P, Pt. 6M, Sn. 2, International  
**NONE**

**Page 101**

Sch. P, Pt. 6N, Sn. 1, Reinsurance  
**NONE**

Sch. P, Pt. 6N, Sn. 2, Reinsurance  
**NONE**

Sch. P, Pt. 6O, Sn. 1, Reinsurance  
**NONE**

Sch. P, Pt. 6O, Sn. 2, Reinsurance  
**NONE**

**Page 102**

Sch. P, Pt. 6R, Sn. 1A, Products Liability, Occurrence  
**NONE**

Sch. P, Pt. 6R, Sn. 2A, Products Liability, Occurrence  
**NONE**

Sch. P, Pt. 6R, Sn. 1B, Products Liability, Claims Made  
**NONE**

Sch. P, Pt. 6R, Sn. 2B, Products Liability, Claims Made  
**NONE**

**Page 103**

Sch. P, Pt. 7A, Sn. 1, Primary, Loss Sensitive Contracts  
**NONE**

Sch. P, Pt. 7A, Sn. 2, Incurred Losses and Allocated Expenses  
**NONE**

Sch. P, Pt. 7A, Sn. 3, Bulk and Incurred But Not Reported Res.  
**NONE**

**Page 104**

Sch. P, Pt. 7A, Sn. 4, Net Earned Premiums Reported  
**NONE**

Sch. P, Pt. 7A, Sn. 5, Net Reserve for Premium Adjustments  
**NONE**

**Page 105**

Sch. P, Pt. 7B, Sn. 1, Reinsurance Loss Sensitive Contracts  
**NONE**

Sch. P, Pt. 7B, Sn. 2, Incurred Losses and Cost Containment Exp.  
**NONE**

Sch. P, Pt. 7B, Sn. 3, Bulk Incurred But Not Reported Reserves  
**NONE**

**Page 106**

Sch. P, Pt. 7B, Sn. 4, Net Earned Premiums Reported at Year End  
**NONE**

Sch. P, Pt. 7B, Sn. 5, Net Reserve for Premium Adjustments  
**NONE**

Sch. P, Pt. 7B, Sn. 6, Incurred Adjustable Commissions  
**NONE**

Sch. P, Pt. 7B, Sn. 7, Reserves for Commission Adjustments  
**NONE**

**SCHEDULE P INTERROGATORIES**

1. What is the extended loss and expense reserve - direct and assumed - for the following classes? An example of an extended loss and expense reserve is the actuarial reserve for the free-tail coverage arising upon death, disability or retirement in most medical malpractice policies. Such a liability is to be reported here even if it was not reported elsewhere in Schedule P, but otherwise reported as a liability item on Page 3. Show the full reserve amount, not just the change during the current year.

Years in which premiums were earned and losses were incurred	1 Medical Malpractice	2 Other Liability	3 Products Liability
1.01 Prior .....	.....	.....	.....
1.02 1993 .....	.....	.....	.....
1.03 1994 .....	.....	.....	.....
1.04 1995 .....	.....	.....	.....
1.05 1996 .....	.....	.....	.....
1.06 1997 .....	.....	.....	.....
1.07 1998 .....	.....	.....	.....
1.08 1999 .....	.....	.....	.....
1.09 2000 .....	.....	.....	.....
1.10 2001 .....	.....	.....	.....
1.11 2002 .....	.....	.....	.....
1.12 TOTALS .....	.....	.....	.....

2. The definition of allocated loss adjustment expenses (ALAE) and, therefore, unallocated loss adjustment expenses (ULAE) was changed effective January 1, 1998. This change in definition applies to both paid and unpaid expenses. Are these expenses (now reported as "Defense and Cost Containment" and "Adjusting and Other") reported in compliance with these definitions in this statement? Yes ( ) No (X)

3. The Adjusting and Other expense payments and reserves should be allocated to the years in which the losses were incurred based on the number of claims reported, closed and outstanding in those years. When allocating Adjusting and Other expense between companies in a group or a pool, the Adjusting and Other expense should be allocated in the same percentage used for the loss amounts and the claim counts. For reinsurers, Adjusting and Other expense assumed should be reported according to the reinsurance contract. For Adjusting and Other expense incurred by reinsurers, or in those situations where suitable claim count information is not available, Adjusting and Other expense should be allocated by a reasonable method determined by the company and described in Interrogatory 7, below. Are they so reported in this Statement? Yes ( ) No (X)

4. Do any lines in Schedule P include reserves which are reported gross of any discount to present value of future payments, but are reported net of such discounts on Page 10? Yes ( ) No (X)

If Yes, proper reporting must be made in the Notes to Financial Statements, as specified in the Instructions. Also, the discounts must be reported in Schedule P - Part 1, Columns 32 and 33.

Schedule P must be completed gross of non-tabular discounting. Work papers relating to discount calculations must be available for examination upon request.

Discounting is allowed only if expressly permitted by the state insurance department to which this Annual Statement is being filed.

5. What were the net premiums in force at the end of the year for: 5.1 Fidelity \$ .....  
 (in thousands of dollars) 5.2 Surety \$ .....

6. Claim count information is reported (check one): 6.1 per claim ( )  
 If not the same in all years, explain in Interrogatory 7. 6.2 per claimant ( )

7.1 The information provided in Schedule P will be used by many persons to estimate the adequacy of the current loss and expense reserves, among other things. Are there any especially significant events, coverage, retention or accounting changes which have occurred which must be considered when making such analyses? Yes ( ) No (X)

7.2 (An extended statement may be attached)

.....  
 .....  
 .....

**SCHEDULE Y (Continued)**

**PART 2 - SUMMARY OF INSURER'S TRANSACTIONS WITH ANY AFFILIATES**






1	2	3	4	5	6	7	8	9	10	11	12	13
NAIC Company Code	Federal ID Number	Names of Insurers and Parent, Subsidiaries or Affiliates	Shareholder Dividends	Capital Contributions	Purchases, Sales or Exchanges of Loans, Securities, Real Estate, Mortgage Loans or Other Investments	Income/ (Disbursements) Incurred in Connection with Guarantees or Undertakings for the Benefit of any Affiliate(s)	Management Agreements and Service Contracts	Income/ (Disbursements) Incurred Under Reinsurance Agreements	*	Any Other Material Activity Not in the Ordinary Course of the Insurer's Business	Totals	Reinsurance Recoverable/ (Payable) on Losses and/or Reserve Credit Taken/ (Liability)
10003	31-1383517	EXCESS SHARE INSURANCE CORPORATION						(757,258)			(757,258)	
12700	23-7376679	AMERICAN MUTUAL SHARE INSURANCE CORPORAT						757,258			757,258	
9999999 - CONTROL TOTALS												

If the nature of the transactions reported in Part 2 requires explanation, report such in the following explanatory note:

.....  
 .....  
 .....

**SUPPLEMENTAL EXHIBITS AND SCHEDULES INTERROGATORIES**

The following supplemental reports are required to be filed as part of your annual statement filing. However, in the event that your company does not transact the type of business for which the special report must be filed, your response of NO to the specific interrogatory will be accepted in lieu of filing a "NONE" report and a bar code will be printed below. If the supplement is required of your company but is not being filed for whatever reason enter SEE EXPLANATION and provide an explanation following the interrogatory questions.

MARCH FILING	RESPONSE
1. Will Supplement A to Schedule T (Medical Malpractice Supplement) be filed by March 1?	No
EXPLANATION: ..... .....	
BARCODE: Document Identifier 450:	<div style="text-align: center;">                     1 2 7 0 0 2 0 0 2 4 5 0 0 0 0 0 0   </div>
2. Will Schedule SIS (Stockholder Information Supplement) be filed with the state of domicile by March 1?	No
EXPLANATION: ..... .....	
BARCODE: Document Identifier 420:	<div style="text-align: center;">                     1 2 7 0 0 2 0 0 2 4 2 0 0 0 0 0 0   </div>
3. Will the Financial Guaranty Insurance Exhibit be filed by March 1?	No
EXPLANATION: ..... .....	
BARCODE: Document Identifier 240:	<div style="text-align: center;">                     1 2 7 0 0 2 0 0 2 2 4 0 0 0 0 0 0   </div>
4. Will the Medicare Supplement Insurance Experience Exhibit be filed with the state of domicile and the NAIC by March 1?	No
EXPLANATION: ..... .....	
BARCODE: Document Identifier 360:	<div style="text-align: center;">                     1 2 7 0 0 2 0 0 2 3 6 0 0 0 0 0 0   </div>
5. Will an actuarial opinion be filed by March 1?	Yes
EXPLANATION: ..... .....	
BARCODE: Document Identifier 440:	
6. Will the SVO Compliance Certification be filed by March 1?	Yes
EXPLANATION: ..... .....	
BARCODE: Document Identifier 470:	
7. Will the Trusteed Surplus Statement be filed with the state of domicile and the NAIC by March 1?	No
EXPLANATION: ..... .....	
BARCODE: Document Identifier 490:	<div style="text-align: center;">                     1 2 7 0 0 2 0 0 2 4 9 0 0 0 0 0 0   </div>

### SUPPLEMENTAL EXHIBITS AND SCHEDULES INTERROGATORIES

The following supplemental reports are required to be filed as part of your annual statement filing. However, in the event that your company does not transact the type of business for which the special report must be filed, your response of NO to the specific interrogatory will be accepted in lieu of filing a "NONE" report and a bar code will be printed below. If the supplement is required of your company but is not being filed for whatever reason enter SEE EXPLANATION and provide an explanation following the interrogatory questions.

RESPONSE

8. Will the Supplemental Compensation Exhibit be filed with the state of domicile by March 1?

Yes

EXPLANATION:

.....

BARCODE:

Document Identifier 460:

9. Will the Risk-based Capital Report be filed with the NAIC by March 1?

Yes

EXPLANATION:

.....

BARCODE:

Document Identifier 390:

10. Will the Risk-based Capital Report be filed with the state of domicile, if required, by March 1?

Yes

EXPLANATION:

.....

BARCODE:

Document Identifier 390:

11. Will the Premiums Attributed to Protected Cells Exhibit be filed by March 1?

No

EXPLANATION:

.....

BARCODE:

Document Identifier 385:



#### APRIL FILING

12. Will the Insurance Expense Exhibit be filed with the state of domicile and the NAIC by April 1?

Yes

EXPLANATION:

.....

BARCODE:

Document Identifier 270:

13. Will Management's Discussion and Analysis be filed by April 1?

Yes

EXPLANATION:

.....

BARCODE:

Document Identifier 350:

14. Will the Credit Insurance Experience Exhibit be filed with the state of domicile and the NAIC by April 1?

No

EXPLANATION:

.....

BARCODE:

Document Identifier 230:



### SUPPLEMENTAL EXHIBITS AND SCHEDULES INTERROGATORIES

The following supplemental reports are required to be filed as part of your annual statement filing. However, in the event that your company does not transact the type of business for which the special report must be filed, your response of NO to the specific interrogatory will be accepted in lieu of filing a "NONE" report and a bar code will be printed below. If the supplement is required of your company but is not being filed for whatever reason enter SEE EXPLANATION and provide an explanation following the interrogatory questions.

RESPONSE

15. Will the Long-term Care Experience Reporting Forms be filed with the state of domicile and the NAIC by April 1?

No

EXPLANATION:

.....

BARCODE:

Document Identifier 330:



16. Will the Accident and Health Policy Experience Exhibit be filed by April 1?

No

EXPLANATION:

.....

BARCODE:

Document Identifier 210:



17. Will the Investment Risks Interrogatories be filed by April 1?

Yes

EXPLANATION:

.....

BARCODE:

Document Identifier 285:

MAY FILING

18. Will this company be included in a combined annual statement which is filed with the NAIC by May 1?

Yes

EXPLANATION:

.....

BARCODE:

Document Identifier 201:

JUNE FILING

19. Will an audited financial report be filed by June 1?

Yes

EXPLANATION:

.....

BARCODE:

Document Identifier 220: