



ANNUAL STATEMENT

FOR THE YEAR ENDED DECEMBER 31, 2002

OF THE CONDITION AND AFFAIRS OF THE

Victoria Select Insurance Company

NAIC Group Code 0304 0304 NAIC Company Code 10105 Employer's ID Number 34-1777972
(Current Period) (Prior Period)

Organized under the Laws of Ohio, State of Domicile or Port of Entry Ohio

Country of Domicile United States of America

Incorporated May 25, 1994 Commenced Business September 1, 1995

Statutory Home Office 5915 Landerbrook Drive, Cleveland, OH 44124-4058
(Street and Number) (City or Town, State and Zip Code)

Main Administrative Office 5915 Landerbrook Drive
(Street and Number)
Cleveland, OH 44124-4058 440-461-3461
(City or Town, State and Zip Code) (Area Code) (Telephone Number)

Mail Address 5915 Landerbrook Drive, Cleveland, OH 44124-4058
(Street and Number or P.O. Box) (City or Town, State and Zip Code)

Primary Location of Books and Records 5915 Landerbrook Drive
(Street and Number)
Cleveland, OH 44124-4058 440-461-3461-321
(City or Town, State and Zip Code) (Area Code) (Telephone Number) (Extension)

Internet Website Address www.victoriainsurance.com

Statement Contact Raymond Karl Mueller 440-461-3461-321
(Name) (Area Code) (Telephone Number) (Extension)
ray.mueller@victoriainsurance.com 440-461-0492
(E-mail Address) (Fax Number)

Policyowner Relations Contact 5915 Landerbrook Drive
(Street and Number)
Cleveland, OH 44124-4058 440-461-3461-441
(City or Town, State and Zip Code) (Area Code) (Telephone Number) (Extension)

OFFICERS

President	<u>Robert William Mueller</u>	Secretary	<u>Carl Arthur Peterson</u>
Chief Financial Officer	<u>Joseph William Metz</u>	Treasurer	<u>Nicholas Adam Hencoski</u>
Vice President	<u>Howard Veail Dempster</u>	Assistant Secretary	<u>Assunta Rossi</u>
Vice President	<u>David Alan Nachman</u>	Assistant Treasurer	<u>Raymond Karl Mueller</u>

VICE PRESIDENTS

<u>Howard Veail Dempster</u>	<u>Joseph William Metz</u>	<u>David Alan Nachman</u>
<u>Thomas Owen Ramsbacher</u>		

DIRECTORS OR TRUSTEES

<u>James Thomas Byron</u>	<u>Howard Veail Dempster</u>	<u>Roger Louis Desjadon</u>
<u>Sharon Leslie Helldorfer</u>	<u>Brendan Patrick Houlihan</u>	<u>Robert William Mueller</u>
<u>Joseph John Pecoraro</u>	<u>James Andrew Tignanelli</u>	

State of Ohio }
County of Cuyahoga } ss

The officers of this reporting entity, being duly sworn, each depose and say that they are the described officers of said reporting entity, and that on the reporting period stated above, all of the herein described assets were the absolute property of the said reporting entity, free and clear from any liens or claims thereon, except as herein stated, and that this statement, together with related exhibits, schedules and explanations therein contained, annexed or referred to, is a full and true statement of all the assets and liabilities and of the condition and affairs of the said reporting entity as of the reporting period stated above, and of its income and deductions therefrom for the period ended, and have been completed in accordance with the NAIC *Annual Statement Instructions and Accounting Practices and Procedures* manual except to the extent that: (1) state law may differ; or, (2) that state rules or regulations require differences in reporting not related to accounting practices and procedures, according to the best of their information, knowledge and belief, respectively.

<u>Robert William Mueller</u> President	<u>Assunta Rossi, Assistant Secretary</u> Secretary	<u>Raymond Karl Mueller, Assistant Treasurer</u> Treasurer
--	--	---

Subscribed and sworn to before me this _____ day of _____, 2003

a. Is this an original filing? Yes [X] No []

b. If no,

1. State the amendment number _____

2. Date filed _____

3. Number of pages attached _____



ANNUAL STATEMENT FOR THE YEAR 2002 OF THE Victoria Select Insurance Company

EXHIBIT OF PREMIUMS AND LOSSES (Statutory Page 14 Data)

NAIC Group Code **0304**

BUSINESS IN THE STATE OF Alabama

DURING THE YEAR 2002

NAIC Company Code **10105**

Line of Business	Gross Premiums, Including Policy and Membership Fees Less Return Premiums and Premiums on Policies not Taken		3	4	5	6	7	8	9	10	11	12
	1 Direct Premiums Written	2 Direct Premiums Earned	Dividends Paid or Credited to Policyholders on Direct Business	Direct Unearned Premium Reserves	Direct Losses Paid (deducting salvage)	Direct Losses Incurred	Direct Losses Unpaid	Direct Defense and Cost Containment Expense Paid	Direct Defense and Cost Containment Expense Incurred	Direct Defense and Cost Containment Expense Unpaid	Commissions and Brokerage Expenses	Taxes, Licenses and Fees
1. Fire												
2.1 Allied lines												
2.2 Multiple peril crop												
2.3 Federal flood												
3. Farmowners multiple peril												
4. Homeowners multiple peril												
5.1 Commercial multiple peril (non-liability portion)												
5.2 Commercial multiple peril (liability portion)												
6. Mortgage guaranty												
8. Ocean marine												
9. Inland marine												
10. Financial guaranty												
11. Medical malpractice												
12. Earthquake												
13. Group accident and health												
14. Credit A & H (group and individual)												
15.1 Collectively renewable A & H												
15.2 Non-cancellable A & H												
15.3 Guaranteed renewable A & H												
15.4 Non-renewable for stated reasons only												
15.5 Other accident only												
15.6 All other A & H												
15.7 Federal employees health benefits program premium												
16. Workers' compensation												
17. Other liability												
18. Products liability												
19.1 Private passenger auto no-fault (personal injury protection)												
19.2 Other private passenger auto liability												
19.3 Commercial auto no-fault (personal injury protection)												
19.4 Other commercial auto liability												
21.1 Private passenger auto physical damage												
21.2 Commercial auto physical damage												
22. Aircraft (all perils)												
23. Fidelity												
24. Surety												
26. Burglary and theft												
27. Boiler and machinery												
28. Credit												
33. Aggregate write-ins for other lines of business	0	0	0	0	0	0	0	0	0	0	0	0
34. TOTALS (a)	0	0	0	0	0	0	0	0	0	0	0	0
DETAILS OF WRITE-INS												
3301.												
3302.												
3303.												
3398. Summary of remaining write-ins for Line 33 from overflow page	0	0	0	0	0	0	0	0	0	0	0	0
3399. Totals (Lines 3301 thru 3303 plus 3398) (Line 33 above)	0	0	0	0	0	0	0	0	0	0	0	0

NONE

24 AL

(a) Finance and service charges not included in Line 1 to 34 \$



ANNUAL STATEMENT FOR THE YEAR 2002 OF THE Victoria Select Insurance Company

EXHIBIT OF PREMIUMS AND LOSSES (Statutory Page 14 Data)

NAIC Group Code **0304**

BUSINESS IN THE STATE OF Arizona

DURING THE YEAR 2002

NAIC Company Code **10105**

Line of Business	Gross Premiums, Including Policy and Membership Fees Less Return Premiums and Premiums on Policies not Taken		3 Dividends Paid or Credited to Policyholders on Direct Business	4 Direct Unearned Premium Reserves	5 Direct Losses Paid (deducting salvage)	6 Direct Losses Incurred	7 Direct Losses Unpaid	8 Direct Defense and Cost Containment Expense Paid	9 Direct Defense and Cost Containment Expense Incurred	10 Direct Defense and Cost Containment Expense Unpaid	11 Commissions and Brokerage Expenses	12 Taxes, Licenses, and Fees
	1 Direct Premiums Written	2 Direct Premiums Earned										
1. Fire												
2.1 Allied lines												
2.2 Multiple peril crop												
2.3 Federal flood												
3. Farmowners multiple peril												
4. Homeowners multiple peril												
5.1 Commercial multiple peril (non-liability portion)												
5.2 Commercial multiple peril (liability portion)												
6. Mortgage guaranty												
8. Ocean marine												
9. Inland marine												
10. Financial guaranty												
11. Medical malpractice												
12. Earthquake												
13. Group accident and health												
14. Credit A & H (group and individual)												
15.1 Collectively renewable A & H												
15.2 Non-cancellable A & H												
15.3 Guaranteed renewable A & H												
15.4 Non-renewable for stated reasons only												
15.5 Other accident only												
15.6 All other A & H												
15.7 Federal employees health benefits program premium												
16. Workers' compensation												
17. Other liability												
18. Products liability												
19.1 Private passenger auto no-fault (personal injury protection)												
19.2 Other private passenger auto liability	886,286	818,598		255,537	457,130	381,671	288,006	21,345	(18,580)	50,016	83,410	23,637
19.3 Commercial auto no-fault (personal injury protection)	0	0		0								
19.4 Other commercial auto liability												
21.1 Private passenger auto physical damage	551,123	475,993		169,589	253,987	278,402	42,603	1,040	3,937	7,399	51,867	14,699
21.2 Commercial auto physical damage												
22. Aircraft (all perils)												
23. Fidelity												
24. Surety												
26. Burglary and theft												
27. Boiler and machinery												
28. Credit												
33. Aggregate write-ins for other lines of business	0	0	0	0	0	0	0	0	0	0	0	0
34. TOTALS (a)	1,437,409	1,294,591	0	425,126	711,117	660,073	330,609	22,385	(14,643)	57,415	135,277	38,336
DETAILS OF WRITE-INS												
3301.												
3302.												
3303.												
3398. Summary of remaining write-ins for Line 33 from overflow page	0	0	0	0	0	0	0	0	0	0	0	0
3399. Totals (Lines 3301 thru 3303 plus 3398) (Line 33 above)	0	0	0	0	0	0	0	0	0	0	0	0

(a) Finance and service charges not included in Line 1 to 34 \$ 150,249 .

24.AZ



ANNUAL STATEMENT FOR THE YEAR 2002 OF THE Victoria Select Insurance Company

EXHIBIT OF PREMIUMS AND LOSSES (Statutory Page 14 Data)

NAIC Group Code **0304**

BUSINESS IN THE STATE OF Colorado

DURING THE YEAR 2002

NAIC Company Code **10105**

Line of Business	Gross Premiums, Including Policy and Membership Fees Less Return Premiums and Premiums on Policies not Taken		3	4	5	6	7	8	9	10	11	12
	1 Direct Premiums Written	2 Direct Premiums Earned	Dividends Paid or Credited to Policyholders on Direct Business	Direct Unearned Premium Reserves	Direct Losses Paid (deducting salvage)	Direct Losses Incurred	Direct Losses Unpaid	Direct Defense and Cost Containment Expense Paid	Direct Defense and Cost Containment Expense Incurred	Direct Defense and Cost Containment Expense Unpaid	Commissions and Brokerage Expenses	Taxes, Licenses and Fees
1. Fire												
2.1 Allied lines												
2.2 Multiple peril crop												
2.3 Federal flood												
3. Farmowners multiple peril												
4. Homeowners multiple peril												
5.1 Commercial multiple peril (non-liability portion)												
5.2 Commercial multiple peril (liability portion)												
6. Mortgage guaranty												
8. Ocean marine												
9. Inland marine												
10. Financial guaranty												
11. Medical malpractice												
12. Earthquake												
13. Group accident and health												
14. Credit A & H (group and individual)												
15.1 Collectively renewable A & H												
15.2 Non-cancellable A & H												
15.3 Guaranteed renewable A & H												
15.4 Non-renewable for stated reasons only												
15.5 Other accident only												
15.6 All other A & H												
15.7 Federal employees health benefits program premium												
16. Workers' compensation												
17. Other liability												
18. Products liability												
19.1 Private passenger auto no-fault (personal injury protection)												
19.2 Other private passenger auto liability												
19.3 Commercial auto no-fault (personal injury protection)												
19.4 Other commercial auto liability												
21.1 Private passenger auto physical damage												
21.2 Commercial auto physical damage												
22. Aircraft (all perils)												
23. Fidelity												
24. Surety												
26. Burglary and theft												
27. Boiler and machinery												
28. Credit												
33. Aggregate write-ins for other lines of business	0	0	0	0	0	0	0	0	0	0	0	0
34. TOTALS (a)	0	0	0	0	0	0	0	0	0	0	0	0
DETAILS OF WRITE-INS												
3301.												
3302.												
3303.												
3398. Summary of remaining write-ins for Line 33 from overflow page	0	0	0	0	0	0	0	0	0	0	0	0
3399. Totals (Lines 3301 thru 3303 plus 3398) (Line 33 above)	0	0	0	0	0	0	0	0	0	0	0	0

NONE

24.CO

(a) Finance and service charges not included in Line 1 to 34 \$



ANNUAL STATEMENT FOR THE YEAR 2002 OF THE Victoria Select Insurance Company

EXHIBIT OF PREMIUMS AND LOSSES (Statutory Page 14 Data)

NAIC Group Code **0304**

BUSINESS IN THE STATE OF Florida

DURING THE YEAR 2002

NAIC Company Code **10105**

Line of Business	Gross Premiums, Including Policy and Membership Fees Less Return Premiums and Premiums on Policies not Taken		3 Dividends Paid or Credited to Policyholders on Direct Business	4 Direct Unearned Premium Reserves	5 Direct Losses Paid (deducting salvage)	6 Direct Losses Incurred	7 Direct Losses Unpaid	8 Direct Defense and Cost Containment Expense Paid	9 Direct Defense and Cost Containment Expense Incurred	10 Direct Defense and Cost Containment Expense Unpaid	11 Commissions and Brokerage Expenses	12 Taxes, Licenses, and Fees
	1 Direct Premiums Written	2 Direct Premiums Earned										
1. Fire												
2.1 Allied lines												
2.2 Multiple peril crop												
2.3 Federal flood												
3. Farmowners multiple peril												
4. Homeowners multiple peril												
5.1 Commercial multiple peril (non-liability portion)												
5.2 Commercial multiple peril (liability portion)												
6. Mortgage guaranty												
8. Ocean marine												
9. Inland marine												
10. Financial guaranty												
11. Medical malpractice												
12. Earthquake												
13. Group accident and health												
14. Credit A & H (group and individual)												
15.1 Collectively renewable A & H												
15.2 Non-cancellable A & H												
15.3 Guaranteed renewable A & H												
15.4 Non-renewable for stated reasons only												
15.5 Other accident only												
15.6 All other A & H												
15.7 Federal employees health benefits program premium												
16. Workers' compensation												
17. Other liability												
18. Products liability												
19.1 Private passenger auto no-fault (personal injury protection)	27,202	37,240		6,357	52,008	(790)	16,420	33,435	19,158	2,852	2,652	1,189
19.2 Other private passenger auto liability	42,512	58,404		10,306	59,627	45,043	11,292	3,030	(1,412)	1,961	4,319	2,962
19.3 Commercial auto no-fault (personal injury protection)												
19.4 Other commercial auto liability												
21.1 Private passenger auto physical damage	45,079	65,074		9,881	48,532	50,179	4,383		84	761	4,508	2,684
21.2 Commercial auto physical damage												
22. Aircraft (all perils)												
23. Fidelity												
24. Surety												
26. Burglary and theft												
27. Boiler and machinery												
28. Credit												
33. Aggregate write-ins for other lines of business	0	0	0	0	0	0	0	0	0	0	0	0
34. TOTALS (a)	114,793	160,718	0	26,544	160,167	94,432	32,095	36,465	17,830	5,574	11,479	6,835
DETAILS OF WRITE-INS												
3301.												
3302.												
3303.												
3398. Summary of remaining write-ins for Line 33 from overflow page	0	0	0	0	0	0	0	0	0	0	0	0
3399. Totals (Lines 3301 thru 3303 plus 3398) (Line 33 above)	0	0	0	0	0	0	0	0	0	0	0	0

(a) Finance and service charges not included in Line 1 to 34 \$ 1,124

24.FL



ANNUAL STATEMENT FOR THE YEAR 2002 OF THE Victoria Select Insurance Company

EXHIBIT OF PREMIUMS AND LOSSES (Statutory Page 14 Data)

NAIC Group Code **0304**

BUSINESS IN THE STATE OF Georgia

DURING THE YEAR 2002

NAIC Company Code **10105**

Line of Business	Gross Premiums, Including Policy and Membership Fees Less Return Premiums and Premiums on Policies not Taken		3 Dividends Paid or Credited to Policyholders on Direct Business	4 Direct Unearned Premium Reserves	5 Direct Losses Paid (deducting salvage)	6 Direct Losses Incurred	7 Direct Losses Unpaid	8 Direct Defense and Cost Containment Expense Paid	9 Direct Defense and Cost Containment Expense Incurred	10 Direct Defense and Cost Containment Expense Unpaid	11 Commissions and Brokerage Expenses	12 Taxes, Licenses, and Fees
	1 Direct Premiums Written	2 Direct Premiums Earned										
1. Fire												
2.1 Allied lines												
2.2 Multiple peril crop												
2.3 Federal flood												
3. Farmowners multiple peril												
4. Homeowners multiple peril												
5.1 Commercial multiple peril (non-liability portion)												
5.2 Commercial multiple peril (liability portion)												
6. Mortgage guaranty												
8. Ocean marine												
9. Inland marine												
10. Financial guaranty												
11. Medical malpractice												
12. Earthquake												
13. Group accident and health												
14. Credit A & H (group and individual)												
15.1 Collectively renewable A & H												
15.2 Non-cancellable A & H												
15.3 Guaranteed renewable A & H												
15.4 Non-renewable for stated reasons only												
15.5 Other accident only												
15.6 All other A & H												
15.7 Federal employees health benefits program premium												
16. Workers' compensation												
17. Other liability												
18. Products liability												
19.1 Private passenger auto no-fault (personal injury protection)												
19.2 Other private passenger auto liability	240,165	289,817		79,734	419,375	322,212	213,667	18,137	(21,672)	37,106	26,565	13,485
19.3 Commercial auto no-fault (personal injury protection)	0	0		0								
19.4 Other commercial auto liability												
21.1 Private passenger auto physical damage	154,028	181,529		56,808	92,425	80,924	6,623	(500)	(3,835)	1,150	17,037	8,649
21.2 Commercial auto physical damage												
22. Aircraft (all perils)												
23. Fidelity												
24. Surety												
26. Burglary and theft												
27. Boiler and machinery												
28. Credit												
33. Aggregate write-ins for other lines of business	0	0	0	0	0	0	0	0	0	0	0	0
34. TOTALS (a)	394,193	471,346	0	136,542	511,800	403,136	220,290	17,637	(25,507)	38,256	43,602	22,134
DETAILS OF WRITE-INS												
3301.												
3302.												
3303.												
3398. Summary of remaining write-ins for Line 33 from overflow page	0	0	0	0	0	0	0	0	0	0	0	0
3399. Totals (Lines 3301 thru 3303 plus 3398) (Line 33 above)	0	0	0	0	0	0	0	0	0	0	0	0

(a) Finance and service charges not included in Line 1 to 34 \$ 16,122

24.GA



ANNUAL STATEMENT FOR THE YEAR 2002 OF THE Victoria Select Insurance Company

EXHIBIT OF PREMIUMS AND LOSSES (Statutory Page 14 Data)

NAIC Group Code **0304**

BUSINESS IN THE STATE OF Illinois

DURING THE YEAR 2002

NAIC Company Code **10105**

Line of Business	Gross Premiums, Including Policy and Membership Fees Less Return Premiums and Premiums on Policies not Taken		3 Dividends Paid or Credited to Policyholders on Direct Business	4 Direct Unearned Premium Reserves	5 Direct Losses Paid (deducting salvage)	6 Direct Losses Incurred	7 Direct Losses Unpaid	8 Direct Defense and Cost Containment Expense Paid	9 Direct Defense and Cost Containment Expense Incurred	10 Direct Defense and Cost Containment Expense Unpaid	11 Commissions and Brokerage Expenses	12 Taxes, Licenses, and Fees
	1 Direct Premiums Written	2 Direct Premiums Earned										
1. Fire												
2.1 Allied lines												
2.2 Multiple peril crop												
2.3 Federal flood												
3. Farmowners multiple peril												
4. Homeowners multiple peril												
5.1 Commercial multiple peril (non-liability portion)												
5.2 Commercial multiple peril (liability portion)												
6. Mortgage guaranty												
8. Ocean marine												
9. Inland marine												
10. Financial guaranty												
11. Medical malpractice												
12. Earthquake												
13. Group accident and health												
14. Credit A & H (group and individual)												
15.1 Collectively renewable A & H												
15.2 Non-cancellable A & H												
15.3 Guaranteed renewable A & H												
15.4 Non-renewable for stated reasons only												
15.5 Other accident only												
15.6 All other A & H												
15.7 Federal employees health benefits program premium												
16. Workers' compensation												
17. Other liability												
18. Products liability												
19.1 Private passenger auto no-fault (personal injury protection)												
19.2 Other private passenger auto liability	441,023	406,892		125,614	233,165	256,966	177,453	8,299	1,094	30,817	43,299	7,552
19.3 Commercial auto no-fault (personal injury protection)	0	0										
19.4 Other commercial auto liability												
21.1 Private passenger auto physical damage	187,730	181,778		49,925	133,640	135,083	10,844	(443)		1,883	18,431	3,215
21.2 Commercial auto physical damage												
22. Aircraft (all perils)												
23. Fidelity												
24. Surety												
26. Burglary and theft												
27. Boiler and machinery												
28. Credit												
33. Aggregate write-ins for other lines of business	0	0	0	0	0	0	0	0	0	0	0	0
34. TOTALS (a)	628,753	588,670	0	175,539	366,805	392,049	188,297	8,299	651	32,700	61,730	10,767
DETAILS OF WRITE-INS												
3301.												
3302.												
3303.												
3398. Summary of remaining write-ins for Line 33 from overflow page	0	0	0	0	0	0	0	0	0	0	0	0
3399. Totals (Lines 3301 thru 3303 plus 3398) (Line 33 above)	0	0	0	0	0	0	0	0	0	0	0	0

(a) Finance and service charges not included in Line 1 to 34 \$ 26,810

24.1L



ANNUAL STATEMENT FOR THE YEAR 2002 OF THE Victoria Select Insurance Company

EXHIBIT OF PREMIUMS AND LOSSES (Statutory Page 14 Data)

NAIC Group Code **0304**

BUSINESS IN THE STATE OF Indiana

DURING THE YEAR 2002

NAIC Company Code **10105**

Line of Business	Gross Premiums, Including Policy and Membership Fees Less Return Premiums and Premiums on Policies not Taken		3 Dividends Paid or Credited to Policyholders on Direct Business	4 Direct Unearned Premium Reserves	5 Direct Losses Paid (deducting salvage)	6 Direct Losses Incurred	7 Direct Losses Unpaid	8 Direct Defense and Cost Containment Expense Paid	9 Direct Defense and Cost Containment Expense Incurred	10 Direct Defense and Cost Containment Expense Unpaid	11 Commissions and Brokerage Expenses	12 Taxes, Licenses, and Fees
	1 Direct Premiums Written	2 Direct Premiums Earned										
1. Fire												
2.1 Allied lines												
2.2 Multiple peril crop												
2.3 Federal flood												
3. Farmowners multiple peril												
4. Homeowners multiple peril												
5.1 Commercial multiple peril (non-liability portion)												
5.2 Commercial multiple peril (liability portion)												
6. Mortgage guaranty												
8. Ocean marine												
9. Inland marine												
10. Financial guaranty												
11. Medical malpractice												
12. Earthquake												
13. Group accident and health												
14. Credit A & H (group and individual)												
15.1 Collectively renewable A & H												
15.2 Non-cancellable A & H												
15.3 Guaranteed renewable A & H												
15.4 Non-renewable for stated reasons only												
15.5 Other accident only												
15.6 All other A & H												
15.7 Federal employees health benefits program premium												
16. Workers' compensation												
17. Other liability												
18. Products liability												
19.1 Private passenger auto no-fault (personal injury protection)												
19.2 Other private passenger auto liability	248,543	243,242		88,842	143,734	84,536	36,808	3,591	(13,774)	6,392	16,306	5,690
19.3 Commercial auto no-fault (personal injury protection)												
19.4 Other commercial auto liability												
21.1 Private passenger auto physical damage	112,303	116,166		36,820	37,748	42,046	9,178	(500)	(114)	1,594	7,368	2,571
21.2 Commercial auto physical damage												
22. Aircraft (all perils)												
23. Fidelity												
24. Surety												
26. Burglary and theft												
27. Boiler and machinery												
28. Credit												
33. Aggregate write-ins for other lines of business	0	0	0	0	0	0	0	0	0	0	0	0
34. TOTALS (a)	360,846	359,408	0	125,662	181,482	126,582	45,986	3,091	(13,888)	7,986	23,674	8,261
DETAILS OF WRITE-INS												
3301.												
3302.												
3303.												
3398. Summary of remaining write-ins for Line 33 from overflow page	0	0	0	0	0	0	0	0	0	0	0	0
3399. Totals (Lines 3301 thru 3303 plus 3398) (Line 33 above)	0	0	0	0	0	0	0	0	0	0	0	0

(a) Finance and service charges not included in Line 1 to 34 \$ 20,740

24.IN



ANNUAL STATEMENT FOR THE YEAR 2002 OF THE Victoria Select Insurance Company

EXHIBIT OF PREMIUMS AND LOSSES (Statutory Page 14 Data)

NAIC Group Code **0304**

BUSINESS IN THE STATE OF Kentucky

DURING THE YEAR 2002

NAIC Company Code **10105**

Line of Business	Gross Premiums, Including Policy and Membership Fees Less Return Premiums and Premiums on Policies not Taken		3 Dividends Paid or Credited to Policyholders on Direct Business	4 Direct Unearned Premium Reserves	5 Direct Losses Paid (deducting salvage)	6 Direct Losses Incurred	7 Direct Losses Unpaid	8 Direct Defense and Cost Containment Expense Paid	9 Direct Defense and Cost Containment Expense Incurred	10 Direct Defense and Cost Containment Expense Unpaid	11 Commissions and Brokerage Expenses	12 Taxes, Licenses and Fees
	1 Direct Premiums Written	2 Direct Premiums Earned										
1. Fire												
2.1 Allied lines												
2.2 Multiple peril crop												
2.3 Federal flood												
3. Farmowners multiple peril												
4. Homeowners multiple peril												
5.1 Commercial multiple peril (non-liability portion)												
5.2 Commercial multiple peril (liability portion)												
6. Mortgage guaranty												
8. Ocean marine												
9. Inland marine												
10. Financial guaranty												
11. Medical malpractice												
12. Earthquake												
13. Group accident and health												
14. Credit A & H (group and individual)												
15.1 Collectively renewable A & H												
15.2 Non-cancellable A & H												
15.3 Guaranteed renewable A & H												
15.4 Non-renewable for stated reasons only												
15.5 Other accident only												
15.6 All other A & H												
15.7 Federal employees health benefits program premium												
16. Workers' compensation												
17. Other liability												
18. Products liability												
19.1 Private passenger auto no-fault (personal injury protection)												
19.2 Other private passenger auto liability												
19.3 Commercial auto no-fault (personal injury protection)												
19.4 Other commercial auto liability												
21.1 Private passenger auto physical damage												
21.2 Commercial auto physical damage												
22. Aircraft (all perils)												
23. Fidelity												
24. Surety												
26. Burglary and theft												
27. Boiler and machinery												
28. Credit												
33. Aggregate write-ins for other lines of business	0	0	0	0	0	0	0	0	0	0	0	0
34. TOTALS (a)	0	0	0	0	0	0	0	0	0	0	0	0
DETAILS OF WRITE-INS												
3301.												
3302.												
3303.												
3398. Summary of remaining write-ins for Line 33 from overflow page	0	0	0	0	0	0	0	0	0	0	0	0
3399. Totals (Lines 3301 thru 3303 plus 3398) (Line 33 above)	0	0	0	0	0	0	0	0	0	0	0	0

NONE

(a) Finance and service charges not included in Line 1 to 34 \$

24.KY



ANNUAL STATEMENT FOR THE YEAR 2002 OF THE Victoria Select Insurance Company

EXHIBIT OF PREMIUMS AND LOSSES (Statutory Page 14 Data)

NAIC Group Code **0304**

BUSINESS IN THE STATE OF Mississippi

DURING THE YEAR 2002

NAIC Company Code **10105**

Line of Business	Gross Premiums, Including Policy and Membership Fees Less Return Premiums and Premiums on Policies not Taken		3 Dividends Paid or Credited to Policyholders on Direct Business	4 Direct Unearned Premium Reserves	5 Direct Losses Paid (deducting salvage)	6 Direct Losses Incurred	7 Direct Losses Unpaid	8 Direct Defense and Cost Containment Expense Paid	9 Direct Defense and Cost Containment Expense Incurred	10 Direct Defense and Cost Containment Expense Unpaid	11 Commissions and Brokerage Expenses	12 Taxes, Licenses and Fees
	1 Direct Premiums Written	2 Direct Premiums Earned										
1. Fire												
2.1 Allied lines												
2.2 Multiple peril crop												
2.3 Federal flood												
3. Farmowners multiple peril												
4. Homeowners multiple peril												
5.1 Commercial multiple peril (non-liability portion)												
5.2 Commercial multiple peril (liability portion)												
6. Mortgage guaranty												
8. Ocean marine												
9. Inland marine												
10. Financial guaranty												
11. Medical malpractice												
12. Earthquake												
13. Group accident and health												
14. Credit A & H (group and individual)												
15.1 Collectively renewable A & H												
15.2 Non-cancellable A & H												
15.3 Guaranteed renewable A & H												
15.4 Non-renewable for stated reasons only												
15.5 Other accident only												
15.6 All other A & H												
15.7 Federal employees health benefits program premium												
16. Workers' compensation												
17. Other liability												
18. Products liability												
19.1 Private passenger auto no-fault (personal injury protection)												
19.2 Other private passenger auto liability												
19.3 Commercial auto no-fault (personal injury protection)												
19.4 Other commercial auto liability												
21.1 Private passenger auto physical damage												
21.2 Commercial auto physical damage												
22. Aircraft (all perils)												
23. Fidelity												
24. Surety												
26. Burglary and theft												
27. Boiler and machinery												
28. Credit												
33. Aggregate write-ins for other lines of business	0	0	0	0	0	0	0	0	0	0	0	0
34. TOTALS (a)	0	0	0	0	0	0	0	0	0	0	0	0
DETAILS OF WRITE-INS												
3301.												
3302.												
3303.												
3398. Summary of remaining write-ins for Line 33 from overflow page	0	0	0	0	0	0	0	0	0	0	0	0
3399. Totals (Lines 3301 thru 3303 plus 3398) (Line 33 above)	0	0	0	0	0	0	0	0	0	0	0	0

NONE

24.MS

(a) Finance and service charges not included in Line 1 to 34 \$



ANNUAL STATEMENT FOR THE YEAR 2002 OF THE Victoria Select Insurance Company

EXHIBIT OF PREMIUMS AND LOSSES (Statutory Page 14 Data)

NAIC Group Code **0304**

BUSINESS IN THE STATE OF New York

DURING THE YEAR 2002

NAIC Company Code **10105**

Line of Business	Gross Premiums, Including Policy and Membership Fees Less Return Premiums and Premiums on Policies not Taken		3 Dividends Paid or Credited to Policyholders on Direct Business	4 Direct Unearned Premium Reserves	5 Direct Losses Paid (deducting salvage)	6 Direct Losses Incurred	7 Direct Losses Unpaid	8 Direct Defense and Cost Containment Expense Paid	9 Direct Defense and Cost Containment Expense Incurred	10 Direct Defense and Cost Containment Expense Unpaid	11 Commissions and Brokerage Expenses	12 Taxes, Licenses, and Fees
	1 Direct Premiums Written	2 Direct Premiums Earned										
1. Fire												
2.1 Allied lines												
2.2 Multiple peril crop												
2.3 Federal flood												
3. Farmowners multiple peril												
4. Homeowners multiple peril												
5.1 Commercial multiple peril (non-liability portion)												
5.2 Commercial multiple peril (liability portion)												
6. Mortgage guaranty												
8. Ocean marine												
9. Inland marine												
10. Financial guaranty												
11. Medical malpractice												
12. Earthquake												
13. Group accident and health												
14. Credit A & H (group and individual)												
15.1 Collectively renewable A & H												
15.2 Non-cancellable A & H												
15.3 Guaranteed renewable A & H												
15.4 Non-renewable for stated reasons only												
15.5 Other accident only												
15.6 All other A & H												
15.7 Federal employees health benefits program premium												
16. Workers' compensation												
17. Other liability												
18. Products liability												
19.1 Private passenger auto no-fault (personal injury protection)	175,198	186,352		38,847	365,335	230,561	108,769	50,043	8,667	18,889	8,760	5,949
19.2 Other private passenger auto liability	323,328	377,881		63,260	1,120,889	380,862	1,042,219	194,247	(65,780)	180,996	16,182	6,310
19.3 Commercial auto no-fault (personal injury protection)												
19.4 Other commercial auto liability												
21.1 Private passenger auto physical damage	125,111	147,413		22,820	48,040	52,385	9,186	(500)	(103)	1,595	6,260	3,076
21.2 Commercial auto physical damage												
22. Aircraft (all perils)												
23. Fidelity												
24. Surety												
26. Burglary and theft												
27. Boiler and machinery												
28. Credit												
33. Aggregate write-ins for other lines of business	0	0	0	0	0	0	0	0	0	0	0	0
34. TOTALS (a)	623,637	711,646	0	124,927	1,534,264	663,808	1,160,174	243,790	(57,216)	201,480	31,202	15,335
DETAILS OF WRITE-INS												
3301.												
3302.												
3303.												
3398. Summary of remaining write-ins for Line 33 from overflow page	0	0	0	0	0	0	0	0	0	0	0	0
3399. Totals (Lines 3301 thru 3303 plus 3398) (Line 33 above)	0	0	0	0	0	0	0	0	0	0	0	0

(a) Finance and service charges not included in Line 1 to 34 \$ 50,847

24.NY



ANNUAL STATEMENT FOR THE YEAR 2002 OF THE Victoria Select Insurance Company

EXHIBIT OF PREMIUMS AND LOSSES (Statutory Page 14 Data)

NAIC Group Code **0304**

BUSINESS IN THE STATE OF Ohio

DURING THE YEAR 2002

NAIC Company Code **10105**

Line of Business	Gross Premiums, Including Policy and Membership Fees Less Return Premiums and Premiums on Policies not Taken		3 Dividends Paid or Credited to Policyholders on Direct Business	4 Direct Unearned Premium Reserves	5 Direct Losses Paid (deducting salvage)	6 Direct Losses Incurred	7 Direct Losses Unpaid	8 Direct Defense and Cost Containment Expense Paid	9 Direct Defense and Cost Containment Expense Incurred	10 Direct Defense and Cost Containment Expense Unpaid	11 Commissions and Brokerage Expenses	12 Taxes, Licenses, and Fees
	1 Direct Premiums Written	2 Direct Premiums Earned										
1. Fire												
2.1 Allied lines												
2.2 Multiple peril crop												
2.3 Federal flood												
3. Farmowners multiple peril												
4. Homeowners multiple peril												
5.1 Commercial multiple peril (non-liability portion)												
5.2 Commercial multiple peril (liability portion)												
6. Mortgage guaranty												
8. Ocean marine												
9. Inland marine												
10. Financial guaranty												
11. Medical malpractice												
12. Earthquake												
13. Group accident and health												
14. Credit A & H (group and individual)												
15.1 Collectively renewable A & H												
15.2 Non-cancellable A & H												
15.3 Guaranteed renewable A & H												
15.4 Non-renewable for stated reasons only												
15.5 Other accident only												
15.6 All other A & H												
15.7 Federal employees health benefits program premium												
16. Workers' compensation												
17. Other liability												
18. Products liability												
19.1 Private passenger auto no-fault (personal injury protection)					10,000	10,000						
19.2 Other private passenger auto liability	1,332,247	1,697,309		413,620	1,542,092	1,128,295	894,117	94,562	(73,810)	155,276	125,997	69,726
19.3 Commercial auto no-fault (personal injury protection)											0	0
19.4 Other commercial auto liability												
21.1 Private passenger auto physical damage	509,563	689,976		155,998	394,983	329,091	35,475	6,631	(12,293)	6,161	48,192	26,669
21.2 Commercial auto physical damage												
22. Aircraft (all perils)												
23. Fidelity												
24. Surety												
26. Burglary and theft												
27. Boiler and machinery												
28. Credit												
33. Aggregate write-ins for other lines of business	0	0	0	0	0	0	0	0	0	0	0	0
34. TOTALS (a)	1,841,810	2,387,285	0	569,618	1,947,075	1,467,386	929,592	101,193	(86,103)	161,437	174,189	96,395
DETAILS OF WRITE-INS												
3301.												
3302.												
3303.												
3398. Summary of remaining write-ins for Line 33 from overflow page	0	0	0	0	0	0	0	0	0	0	0	0
3399. Totals (Lines 3301 thru 3303 plus 3398) (Line 33 above)	0	0	0	0	0	0	0	0	0	0	0	0

(a) Finance and service charges not included in Line 1 to 34 \$ 195,685 .

24.0H



ANNUAL STATEMENT FOR THE YEAR 2002 OF THE Victoria Select Insurance Company

EXHIBIT OF PREMIUMS AND LOSSES (Statutory Page 14 Data)

NAIC Group Code **0304**

BUSINESS IN THE STATE OF Oregon

DURING THE YEAR 2002

NAIC Company Code **10105**

Line of Business	Gross Premiums, Including Policy and Membership Fees Less Return Premiums and Premiums on Policies not Taken		3	4	5	6	7	8	9	10	11	12
	1 Direct Premiums Written	2 Direct Premiums Earned	Dividends Paid or Credited to Policyholders on Direct Business	Direct Unearned Premium Reserves	Direct Losses Paid (deducting salvage)	Direct Losses Incurred	Direct Losses Unpaid	Direct Defense and Cost Containment Expense Paid	Direct Defense and Cost Containment Expense Incurred	Direct Defense and Cost Containment Expense Unpaid	Commissions and Brokerage Expenses	Taxes, Licenses and Fees
1. Fire												
2.1 Allied lines												
2.2 Multiple peril crop												
2.3 Federal flood												
3. Farmowners multiple peril												
4. Homeowners multiple peril												
5.1 Commercial multiple peril (non-liability portion)												
5.2 Commercial multiple peril (liability portion)												
6. Mortgage guaranty												
8. Ocean marine												
9. Inland marine												
10. Financial guaranty												
11. Medical malpractice												
12. Earthquake												
13. Group accident and health												
14. Credit A & H (group and individual)												
15.1 Collectively renewable A & H												
15.2 Non-cancellable A & H												
15.3 Guaranteed renewable A & H												
15.4 Non-renewable for stated reasons only												
15.5 Other accident only												
15.6 All other A & H												
15.7 Federal employees health benefits program premium												
16. Workers' compensation												
17. Other liability												
18. Products liability												
19.1 Private passenger auto no-fault (personal injury protection)												
19.2 Other private passenger auto liability												
19.3 Commercial auto no-fault (personal injury protection)												
19.4 Other commercial auto liability												
21.1 Private passenger auto physical damage												
21.2 Commercial auto physical damage												
22. Aircraft (all perils)												
23. Fidelity												
24. Surety												
26. Burglary and theft												
27. Boiler and machinery												
28. Credit												
33. Aggregate write-ins for other lines of business	0	0	0	0	0	0	0	0	0	0	0	0
34. TOTALS (a)	0	0	0	0	0	0	0	0	0	0	0	0
DETAILS OF WRITE-INS												
3301.												
3302.												
3303.												
3398. Summary of remaining write-ins for Line 33 from overflow page	0	0	0	0	0	0	0	0	0	0	0	0
3399. Totals (Lines 3301 thru 3303 plus 3398) (Line 33 above)	0	0	0	0	0	0	0	0	0	0	0	0

NONE

24. OR

(a) Finance and service charges not included in Line 1 to 34 \$



ANNUAL STATEMENT FOR THE YEAR 2002 OF THE Victoria Select Insurance Company

EXHIBIT OF PREMIUMS AND LOSSES (Statutory Page 14 Data)

NAIC Group Code **0304**

BUSINESS IN THE STATE OF Pennsylvania

DURING THE YEAR 2002

NAIC Company Code **10105**

Line of Business	Gross Premiums, Including Policy and Membership Fees Less Return Premiums and Premiums on Policies not Taken		3 Dividends Paid or Credited to Policyholders on Direct Business	4 Direct Unearned Premium Reserves	5 Direct Losses Paid (deducting salvage)	6 Direct Losses Incurred	7 Direct Losses Unpaid	8 Direct Defense and Cost Containment Expense Paid	9 Direct Defense and Cost Containment Expense Incurred	10 Direct Defense and Cost Containment Expense Unpaid	11 Commissions and Brokerage Expenses	12 Taxes, Licenses, and Fees
	1 Direct Premiums Written	2 Direct Premiums Earned										
1. Fire												
2.1 Allied lines												
2.2 Multiple peril crop												
2.3 Federal flood												
3. Farmowners multiple peril												
4. Homeowners multiple peril												
5.1 Commercial multiple peril (non-liability portion)												
5.2 Commercial multiple peril (liability portion)												
6. Mortgage guaranty												
8. Ocean marine												
9. Inland marine												
10. Financial guaranty												
11. Medical malpractice												
12. Earthquake												
13. Group accident and health												
14. Credit A & H (group and individual)												
15.1 Collectively renewable A & H												
15.2 Non-cancellable A & H												
15.3 Guaranteed renewable A & H												
15.4 Non-renewable for stated reasons only												
15.5 Other accident only												
15.6 All other A & H												
15.7 Federal employees health benefits program premium												
16. Workers' compensation												
17. Other liability												
18. Products liability												
19.1 Private passenger auto no-fault (personal injury protection)	514,174	549,661		125,371	250,160	303,334	91,662	12,256	18,649	15,918	50,125	17,546
19.2 Other private passenger auto liability	1,615,103	1,808,915		371,286	994,689	1,350,483	749,925	12,068	44,776	130,235	146,745	39,737
19.3 Commercial auto no-fault (personal injury protection)	2,177	110		2,067							212	4
19.4 Other commercial auto liability	29,734	1,679		28,055		1,443	1,443		185	185	3,282	854
21.1 Private passenger auto physical damage	620,565	739,220		139,973	490,641	482,458	46,650	(5,468)	8,101	8,101	57,377	16,695
21.2 Commercial auto physical damage	10,054	550		9,504		1,487	1,487		190	190	1,101	270
22. Aircraft (all perils)												
23. Fidelity												
24. Surety												
26. Burglary and theft												
27. Boiler and machinery												
28. Credit												
33. Aggregate write-ins for other lines of business	0	0	0	0	0	0	0	0	0	0	0	0
34. TOTALS (a)	2,791,807	3,100,135	0	676,256	1,735,490	2,139,205	891,167	24,324	58,332	154,629	258,842	75,106
DETAILS OF WRITE-INS												
3301.												
3302.												
3303.												
3398. Summary of remaining write-ins for Line 33 from overflow page	0	0	0	0	0	0	0	0	0	0	0	0
3399. Totals (Lines 3301 thru 3303 plus 3398) (Line 33 above)	0	0	0	0	0	0	0	0	0	0	0	0

(a) Finance and service charges not included in Line 1 to 34 \$ 198,784

24.PA



ANNUAL STATEMENT FOR THE YEAR 2002 OF THE Victoria Select Insurance Company

EXHIBIT OF PREMIUMS AND LOSSES (Statutory Page 14 Data)

NAIC Group Code **0304**

BUSINESS IN THE STATE OF Tennessee

DURING THE YEAR 2002

NAIC Company Code **10105**

Line of Business	Gross Premiums, Including Policy and Membership Fees Less Return Premiums and Premiums on Policies not Taken		3	4	5	6	7	8	9	10	11	12
	1 Direct Premiums Written	2 Direct Premiums Earned	Dividends Paid or Credited to Policyholders on Direct Business	Direct Unearned Premium Reserves	Direct Losses Paid (deducting salvage)	Direct Losses Incurred	Direct Losses Unpaid	Direct Defense and Cost Containment Expense Paid	Direct Defense and Cost Containment Expense Incurred	Direct Defense and Cost Containment Expense Unpaid	Commissions and Brokerage Expenses	Taxes, Licenses and Fees
1. Fire												
2.1 Allied lines												
2.2 Multiple peril crop												
2.3 Federal flood												
3. Farmowners multiple peril												
4. Homeowners multiple peril												
5.1 Commercial multiple peril (non-liability portion)												
5.2 Commercial multiple peril (liability portion)												
6. Mortgage guaranty												
8. Ocean marine												
9. Inland marine												
10. Financial guaranty												
11. Medical malpractice												
12. Earthquake												
13. Group accident and health												
14. Credit A & H (group and individual)												
15.1 Collectively renewable A & H												
15.2 Non-cancellable A & H												
15.3 Guaranteed renewable A & H												
15.4 Non-renewable for stated reasons only												
15.5 Other accident only												
15.6 All other A & H												
15.7 Federal employees health benefits program premium												
16. Workers' compensation												
17. Other liability												
18. Products liability												
19.1 Private passenger auto no-fault (personal injury protection)												
19.2 Other private passenger auto liability												
19.3 Commercial auto no-fault (personal injury protection)												
19.4 Other commercial auto liability												
21.1 Private passenger auto physical damage												
21.2 Commercial auto physical damage												
22. Aircraft (all perils)												
23. Fidelity												
24. Surety												
26. Burglary and theft												
27. Boiler and machinery												
28. Credit												
33. Aggregate write-ins for other lines of business	0	0	0	0	0	0	0	0	0	0	0	0
34. TOTALS (a)	0	0	0	0	0	0	0	0	0	0	0	0
DETAILS OF WRITE-INS												
3301.												
3302.												
3303.												
3398. Summary of remaining write-ins for Line 33 from overflow page	0	0	0	0	0	0	0	0	0	0	0	0
3399. Totals (Lines 3301 thru 3303 plus 3398) (Line 33 above)	0	0	0	0	0	0	0	0	0	0	0	0

NONE

24.TN

(a) Finance and service charges not included in Line 1 to 34 \$



ANNUAL STATEMENT FOR THE YEAR 2002 OF THE Victoria Select Insurance Company

EXHIBIT OF PREMIUMS AND LOSSES (Statutory Page 14 Data)

NAIC Group Code **0304**

BUSINESS IN THE STATE OF Virginia

DURING THE YEAR 2002

NAIC Company Code **10105**

Line of Business	Gross Premiums, Including Policy and Membership Fees Less Return Premiums and Premiums on Policies not Taken		3 Dividends Paid or Credited to Policyholders on Direct Business	4 Direct Unearned Premium Reserves	5 Direct Losses Paid (deducting salvage)	6 Direct Losses Incurred	7 Direct Losses Unpaid	8 Direct Defense and Cost Containment Expense Paid	9 Direct Defense and Cost Containment Expense Incurred	10 Direct Defense and Cost Containment Expense Unpaid	11 Commissions and Brokerage Expenses	12 Taxes, Licenses, and Fees
	1 Direct Premiums Written	2 Direct Premiums Earned										
1. Fire												
2.1 Allied lines												
2.2 Multiple peril crop												
2.3 Federal flood												
3. Farmowners multiple peril												
4. Homeowners multiple peril												
5.1 Commercial multiple peril (non-liability portion)												
5.2 Commercial multiple peril (liability portion)												
6. Mortgage guaranty												
8. Ocean marine												
9. Inland marine												
10. Financial guaranty												
11. Medical malpractice												
12. Earthquake												
13. Group accident and health												
14. Credit A & H (group and individual)												
15.1 Collectively renewable A & H												
15.2 Non-cancellable A & H												
15.3 Guaranteed renewable A & H												
15.4 Non-renewable for stated reasons only												
15.5 Other accident only												
15.6 All other A & H												
15.7 Federal employees health benefits program premium												
16. Workers' compensation												
17. Other liability												
18. Products liability												
19.1 Private passenger auto no-fault (personal injury protection)					3,235	3,235		1,063	1,063			
19.2 Other private passenger auto liability	2,305,339	2,482,268		943,497	1,613,615	1,576,890	1,019,053	74,162	(10,121)	176,973	261,458	66,249
19.3 Commercial auto no-fault (personal injury protection)	0	0										
19.4 Other commercial auto liability												
21.1 Private passenger auto physical damage	1,413,785	1,534,685		578,400	1,040,589	1,057,491	104,003	1,757	(1,735)	18,062	160,343	40,628
21.2 Commercial auto physical damage												
22. Aircraft (all perils)												
23. Fidelity												
24. Surety												
26. Burglary and theft												
27. Boiler and machinery												
28. Credit												
33. Aggregate write-ins for other lines of business	0	0	0	0	0	0	0	0	0	0	0	0
34. TOTALS (a)	3,719,124	4,016,953	0	1,521,897	2,657,439	2,637,616	1,123,056	76,982	(10,793)	195,035	421,801	106,877
DETAILS OF WRITE-INS												
3301.												
3302.												
3303.												
3398. Summary of remaining write-ins for Line 33 from overflow page	0	0	0	0	0	0	0	0	0	0	0	0
3399. Totals (Lines 3301 thru 3303 plus 3398) (Line 33 above)	0	0	0	0	0	0	0	0	0	0	0	0

(a) Finance and service charges not included in Line 1 to 34 \$ 295,543

24.VA



ANNUAL STATEMENT FOR THE YEAR 2002 OF THE Victoria Select Insurance Company

EXHIBIT OF PREMIUMS AND LOSSES (Statutory Page 14 Data)

NAIC Group Code **0304**

BUSINESS IN THE STATE OF Consolidated

DURING THE YEAR 2002

NAIC Company Code **10105**

Line of Business	Gross Premiums, Including Policy and Membership Fees Less Return Premiums and Premiums on Policies not Taken		3 Dividends Paid or Credited to Policyholders on Direct Business	4 Direct Unearned Premium Reserves	5 Direct Losses Paid (deducting salvage)	6 Direct Losses Incurred	7 Direct Losses Unpaid	8 Direct Defense and Cost Containment Expense Paid	9 Direct Defense and Cost Containment Expense Incurred	10 Direct Defense and Cost Containment Expense Unpaid	11 Commissions and Brokerage Expenses	12 Taxes, Licenses, and Fees
	1 Direct Premiums Written	2 Direct Premiums Earned										
1. Fire	0	0	0	0	0	0	0	0	0	0	0	0
2.1 Allied lines	0	0	0	0	0	0	0	0	0	0	0	0
2.2 Multiple peril crop	0	0	0	0	0	0	0	0	0	0	0	0
2.3 Federal flood	0	0	0	0	0	0	0	0	0	0	0	0
3. Farmowners multiple peril	0	0	0	0	0	0	0	0	0	0	0	0
4. Homeowners multiple peril	0	0	0	0	0	0	0	0	0	0	0	0
5.1 Commercial multiple peril (non-liability portion)	0	0	0	0	0	0	0	0	0	0	0	0
5.2 Commercial multiple peril (liability portion)	0	0	0	0	0	0	0	0	0	0	0	0
6. Mortgage guaranty	0	0	0	0	0	0	0	0	0	0	0	0
8. Ocean marine	0	0	0	0	0	0	0	0	0	0	0	0
9. Inland marine	0	0	0	0	0	0	0	0	0	0	0	0
10. Financial guaranty	0	0	0	0	0	0	0	0	0	0	0	0
11. Medical malpractice	0	0	0	0	0	0	0	0	0	0	0	0
12. Earthquake	0	0	0	0	0	0	0	0	0	0	0	0
13. Group accident and health	0	0	0	0	0	0	0	0	0	0	0	0
14. Credit A & H (group and individual)	0	0	0	0	0	0	0	0	0	0	0	0
15.1 Collectively renewable A & H	0	0	0	0	0	0	0	0	0	0	0	0
15.2 Non-cancellable A & H	0	0	0	0	0	0	0	0	0	0	0	0
15.3 Guaranteed renewable A & H	0	0	0	0	0	0	0	0	0	0	0	0
15.4 Non-renewable for stated reasons only	0	0	0	0	0	0	0	0	0	0	0	0
15.5 Other accident only	0	0	0	0	0	0	0	0	0	0	0	0
15.6 All other A & H	0	0	0	0	0	0	0	0	0	0	0	0
15.7 Federal employees health benefits program premium	0	0	0	0	0	0	0	0	0	0	0	0
16. Workers' compensation	0	0	0	0	0	0	0	0	0	0	0	0
17. Other liability	0	0	0	0	0	0	0	0	0	0	0	0
18. Products liability	0	0	0	0	0	0	0	0	0	0	0	0
19.1 Private passenger auto no-fault (personal injury protection)	716,574	773,253	0	170,575	680,738	546,340	216,851	96,797	47,537	37,659	61,537	24,684
19.2 Other private passenger auto liability	7,434,546	8,183,326	0	2,351,696	6,584,316	5,526,958	4,432,540	429,441	(159,279)	769,772	724,281	235,348
19.3 Commercial auto no-fault (personal injury protection)	2,177	110	0	2,067	0	0	0	0	0	0	212	4
19.4 Other commercial auto liability	29,734	1,679	0	28,055	0	1,443	1,443	0	185	185	3,282	854
21.1 Private passenger auto physical damage	3,719,287	4,131,834	0	1,220,214	2,540,585	2,508,059	268,945	7,928	(19,970)	46,706	371,383	118,886
21.2 Commercial auto physical damage	10,054	550	0	9,504	0	1,487	1,487	0	190	190	1,101	270
22. Aircraft (all perils)	0	0	0	0	0	0	0	0	0	0	0	0
23. Fidelity	0	0	0	0	0	0	0	0	0	0	0	0
24. Surety	0	0	0	0	0	0	0	0	0	0	0	0
26. Burglary and theft	0	0	0	0	0	0	0	0	0	0	0	0
27. Boiler and machinery	0	0	0	0	0	0	0	0	0	0	0	0
28. Credit	0	0	0	0	0	0	0	0	0	0	0	0
33. Aggregate write-ins for other lines of business	0	0	0	0	0	0	0	0	0	0	0	0
34. TOTALS (a)	11,912,372	13,090,752	0	3,782,111	9,805,639	8,584,287	4,921,266	534,166	(131,337)	854,512	1,161,796	380,046
DETAILS OF WRITE-INS												
3301.												
3302.												
3303.												
3398. Summary of remaining write-ins for Line 33 from overflow page	0	0	0	0	0	0	0	0	0	0	0	0
3399. Totals (Lines 3301 thru 3303 plus 3398) (Line 33 above)	0	0	0	0	0	0	0	0	0	0	0	0

(a) Finance and service charges not included in Line 1 to 34 \$ 955,904

24.GT

SCHEDULE A VERIFICATION BETWEEN YEARS

1. Book/adjusted carrying value, December 31, prior year (prior year statement).....	0
2. Increase (decrease) by adjustment:	
2.1 Totals, Part 1, Column 10.....	0
2.2 Totals, Part 3, Column 7.....	0
3. Cost of acquired, (Totals, Part 2, Column 6, net of encumbrances (Column 7) and net of additions and permanent improvements (Column 9).....	0
4. Cost of additions and permanent improvements:	
4.1 Totals, Part 1, Column 13.....	0
4.2 Totals, Part 3, Column 9.....	0
5. Total profit (loss) on sales, Part 3, Column 14.....	0
6. Increase (decrease) by foreign exchange adjustment:	
6.1 Totals, Part 1, Column 11.....	0
6.2 Totals, Part 3, Column 8.....	0
7. Amounts received on sales, Part 3, Column 11 and Part 1, Column 12.....	0
8. Book/adjusted carrying value at end of current period.....	0
9. Total valuation allowance.....	0
10. Subtotal (Lines 8 plus 9).....	0
11. Total nonadmitted amounts.....	0
12. Statement value, current period (Page 2, real estate lines, current period).....	0

NONE

SCHEDULE B VERIFICATION BETWEEN YEARS

1. Book value/recorded investment excluding accrued interest of mortgages owned, December 31 of prior year.....	0
2. Amount loaned during year:	
2.1 Actual cost at time of acquisitions.....	0
2.2 Additional investment made after acquisitions.....	0
3. Accrual of discount and mortgage interest points and commitment fees.....	0
4. Increase (decrease) by adjustment.....	0
5. Total profit (loss) on sale.....	0
6. Amounts paid on account or in full during the year.....	0
7. Amortization of premium.....	0
8. Increase (decrease) by foreign exchange adjustment.....	0
9. Book value/recorded investment excluding accrued interest on mortgages owned at end of current period.....	0
10. Total valuation allowance.....	0
11. Subtotal (Lines 9 plus 10).....	0
12. Total nonadmitted amounts.....	0
13. Statement value of mortgages owned at end of current period.....	0

NONE

SCHEDULE BA VERIFICATION BETWEEN YEARS

1. Book/adjusted carrying value of long-term invested assets owned, December 31 of prior year.....	0
2. Cost of acquisitions during year:	
2.1 Actual cost at time of acquisitions.....	0
2.2 Additional investment made after acquisitions.....	0
3. Accrual of discount.....	0
4. Increase (decrease) by adjustment.....	0
5. Total profit (loss) on sale.....	0
6. Amounts paid on account or in full during the year.....	0
7. Amortization of premium.....	0
8. Increase (decrease) by foreign exchange adjustment.....	0
9. Book/adjusted carrying value of long-term invested assets at end of current period.....	0
10. Total valuation allowance.....	0
11. Subtotal (Lines 9 plus 10).....	0
12. Total nonadmitted amounts.....	0
13. Statement value of long-term invested assets at end of current period.....	0

NONE

ANNUAL STATEMENT FOR THE YEAR 2002 OF THE Victoria Select Insurance Company

SCHEDULE D - PART 1A - SECTION 1

Quality and Maturity Distribution of All Bonds Owned December 31, at Book/Adjusted Carrying Values by Major Types of Issues and NAIC Designations

Quality Rating per the NAIC Designation	1 1 Year or Less	2 Over 1 Year Through 5 Years	3 Over 5 Years Through 10 Years	4 Over 10 Years Through 20 Years	5 Over 20 Years	6 Total Current Year	7 Col. 6 as a % of Line 10.7	8 Total from Col. 6 Prior Year	9 % From Col. 7 Prior Year	10 Total Publicly Traded	11 Total Privately Placed (a)
1. U.S. Governments, Schedules D & DA (Group 1)											
1.1 Class 1	698,820	2,089,057	618,525	1,006,205	2,379,515	6,792,122	100.0	6,781,898	100.0	6,792,122	
1.2 Class 2						0	0.0	0	0.0		
1.3 Class 3						0	0.0	0	0.0		
1.4 Class 4						0	0.0	0	0.0		
1.5 Class 5						0	0.0	0	0.0		
1.6 Class 6						0	0.0	0	0.0		
1.7 Totals	698,820	2,089,057	618,525	1,006,205	2,379,515	6,792,122	100.0	6,781,898	100.0	6,792,122	0
2. All Other Governments, Schedules D & DA (Group 2)											
2.1 Class 1						0	0.0	0	0.0		
2.2 Class 2						0	0.0	0	0.0		
2.3 Class 3						0	0.0	0	0.0		
2.4 Class 4						0	0.0	0	0.0		
2.5 Class 5						0	0.0	0	0.0		
2.6 Class 6						0	0.0	0	0.0		
2.7 Totals	0	0	0	0	0	0	0.0	0	0.0	0	0
3. States, Territories and Possessions etc., Guaranteed, Schedules D & DA (Group 3)											
3.1 Class 1						0	0.0	0	0.0		
3.2 Class 2						0	0.0	0	0.0		
3.3 Class 3						0	0.0	0	0.0		
3.4 Class 4						0	0.0	0	0.0		
3.5 Class 5						0	0.0	0	0.0		
3.6 Class 6						0	0.0	0	0.0		
3.7 Totals	0	0	0	0	0	0	0.0	0	0.0	0	0
4. Political Subdivisions of States, Territories and Possessions, Guaranteed, Schedules D & DA (Group 4)											
4.1 Class 1						0	0.0	0	0.0		
4.2 Class 2						0	0.0	0	0.0		
4.3 Class 3						0	0.0	0	0.0		
4.4 Class 4						0	0.0	0	0.0		
4.5 Class 5						0	0.0	0	0.0		
4.6 Class 6						0	0.0	0	0.0		
4.7 Totals	0	0	0	0	0	0	0.0	0	0.0	0	0
5. Special Revenue & Special Assessment Obligations etc., Non-Guaranteed, Schedules D & DA (Group 5)											
5.1 Class 1						0	0.0	0	0.0		
5.2 Class 2						0	0.0	0	0.0		
5.3 Class 3						0	0.0	0	0.0		
5.4 Class 4						0	0.0	0	0.0		
5.5 Class 5						0	0.0	0	0.0		
5.6 Class 6						0	0.0	0	0.0		
5.7 Totals	0	0	0	0	0	0	0.0	0	0.0	0	0

ANNUAL STATEMENT FOR THE YEAR 2002 OF THE Victoria Select Insurance Company

SCHEDULE D - PART 1A - SECTION 1 (continued)

Quality and Maturity Distribution of All Bonds Owned December 31, at Book/Adjusted Carrying Values by Major Types of Issues and NAIC Designations

Quality Rating per the NAIC Designation	1 1 Year or Less	2 Over 1 Year Through 5 Years	3 Over 5 Years Through 10 Years	4 Over 10 Years Through 20 Years	5 Over 20 Years	6 Total Current Year	7 Col. 6 as a % of Line 10.7	8 Total from Col. 6 Prior Year	9 % From Col. 7 Prior Year	10 Total Publicly Traded	11 Total Privately Placed (a)
6. Public Utilities (Unaffiliated), Schedules D & DA (Group 6)											
6.1 Class 10	.0.0	.0	.0.0		
6.2 Class 20	.0.0	.0	.0.0		
6.3 Class 30	.0.0	.0	.0.0		
6.4 Class 40	.0.0	.0	.0.0		
6.5 Class 50	.0.0	.0	.0.0		
6.6 Class 6						0	0.0	0	0.0		
6.7 Totals	0	0	0	0	0	0	0.0	0	0.0	0	0
7. Industrial & Miscellaneous (Unaffiliated), Schedules D & DA (Group 7)											
7.1 Class 10	.0.0	.0	.0.0		
7.2 Class 20	.0.0	.0	.0.0		
7.3 Class 30	.0.0	.0	.0.0		
7.4 Class 40	.0.0	.0	.0.0		
7.5 Class 50	.0.0	.0	.0.0		
7.6 Class 6						0	0.0	0	0.0		
7.7 Totals	0	0	0	0	0	0	0.0	0	0.0	0	0
8. Credit Tenant Loans, Schedules D & DA (Group 8)											
8.1 Class 10	.0.0	.0	.0.0		
8.2 Class 20	.0.0	.0	.0.0		
8.3 Class 30	.0.0	.0	.0.0		
8.4 Class 40	.0.0	.0	.0.0		
8.5 Class 50	.0.0	.0	.0.0		
8.6 Class 6						0	0.0	0	0.0		
8.7 Totals	0	0	0	0	0	0	0.0	0	0.0	0	0
9. Parent, Subsidiaries and Affiliates, Schedules D & DA (Group 9)											
9.1 Class 10	.0.0	.0	.0.0		
9.2 Class 20	.0.0	.0	.0.0		
9.3 Class 30	.0.0	.0	.0.0		
9.4 Class 40	.0.0	.0	.0.0		
9.5 Class 50	.0.0	.0	.0.0		
9.6 Class 6						0	0.0	0	0.0		
9.7 Totals	0	0	0	0	0	0	0.0	0	0.0	0	0

ANNUAL STATEMENT FOR THE YEAR 2002 OF THE Victoria Select Insurance Company

SCHEDULE D - PART 1A - SECTION 1 (continued)

Quality and Maturity Distribution of All Bonds Owned December 31, at Book/Adjusted Carrying Values by Major Types of Issues and NAIC Designations

Quality Rating per the NAIC Designation	1 1 Year or Less	2 Over 1 Year Through 5 Years	3 Over 5 Years Through 10 Years	4 Over 10 Years Through 20 Years	5 Over 20 Years	6 Total Current Year	7 Col. 6 as a % of Line 10.7	8 Total from Col. 6 Prior Year	9 % From Col. 7 Prior Year	10 Total Publicly Traded	11 Total Privately Placed (a)
10. Total Bonds Current Year											
10.1 Class 1	698,820	2,089,057	618,525	1,006,205	2,379,515	6,792,122	100.0	XXX	XXX	6,792,122	.0
10.2 Class 2	.0	.0	.0	.0	.0	.0	0.0	XXX	XXX	.0	.0
10.3 Class 3	.0	.0	.0	.0	.0	.0	0.0	XXX	XXX	.0	.0
10.4 Class 4	.0	.0	.0	.0	.0	.0	0.0	XXX	XXX	.0	.0
10.5 Class 5	.0	.0	.0	.0	.0	.0	0.0	XXX	XXX	.0	.0
10.6 Class 6	.0	.0	.0	.0	.0	.0	0.0	XXX	XXX	.0	.0
10.7 Totals	698,820	2,089,057	618,525	1,006,205	2,379,515	6,792,122	100.0	XXX	XXX	6,792,122	.0
10.8 Line 10.7 as a % of Col. 6	10.3	30.8	9.1	14.8	35.0	100.0	XXX	XXX	XXX	100.0	0.0
11. Total Bonds Prior Year											
11.1 Class 1	1,495,157	2,124,445	.0	.0	3,162,296	XXX	XXX	6,781,898	100.0	6,781,898	.0
11.2 Class 2	.0	.0	.0	.0	.0	XXX	XXX	.0	0.0	.0	.0
11.3 Class 3	.0	.0	.0	.0	.0	XXX	XXX	.0	0.0	.0	.0
11.4 Class 4	.0	.0	.0	.0	.0	XXX	XXX	.0	0.0	.0	.0
11.5 Class 5	.0	.0	.0	.0	.0	XXX	XXX	.0	0.0	.0	.0
11.6 Class 6	.0	.0	.0	.0	.0	XXX	XXX	.0	0.0	.0	.0
11.7 Totals	1,495,157	2,124,445	.0	.0	3,162,296	XXX	XXX	6,781,898	100.0	6,781,898	.0
11.8 Line 11.7 as a % of Col. 8	22.0	31.3	0.0	0.0	46.6	XXX	XXX	100.0	XXX	100.0	0.0
12. Total Publicly Traded Bonds											
12.1 Class 1	698,820	2,089,057	618,525	1,006,205	2,379,515	6,792,122	100.0	6,781,898	100.0	6,792,122	XXX
12.2 Class 2	.0	.0	.0	.0	.0	.0	0.0	.0	0.0	.0	XXX
12.3 Class 3	.0	.0	.0	.0	.0	.0	0.0	.0	0.0	.0	XXX
12.4 Class 4	.0	.0	.0	.0	.0	.0	0.0	.0	0.0	.0	XXX
12.5 Class 5	.0	.0	.0	.0	.0	.0	0.0	.0	0.0	.0	XXX
12.6 Class 6	.0	.0	.0	.0	.0	.0	0.0	.0	0.0	.0	XXX
12.7 Totals	698,820	2,089,057	618,525	1,006,205	2,379,515	6,792,122	100.0	6,781,898	100.0	6,792,122	XXX
12.8 Line 12.7 as a % of Col. 6	10.3	30.8	9.1	14.8	35.0	100.0	XXX	XXX	XXX	100.0	XXX
12.9 Line 12.7 as a % of Line 10.7, Col. 6, Section 10	10.3	30.8	9.1	14.8	35.0	100.0	XXX	XXX	XXX	100.0	XXX
13. Total Privately Placed Bonds											
13.1 Class 1	.0	.0	.0	.0	.0	.0	0.0	.0	0.0	XXX	.0
13.2 Class 2	.0	.0	.0	.0	.0	.0	0.0	.0	0.0	XXX	.0
13.3 Class 3	.0	.0	.0	.0	.0	.0	0.0	.0	0.0	XXX	.0
13.4 Class 4	.0	.0	.0	.0	.0	.0	0.0	.0	0.0	XXX	.0
13.5 Class 5	.0	.0	.0	.0	.0	.0	0.0	.0	0.0	XXX	.0
13.6 Class 6	.0	.0	.0	.0	.0	.0	0.0	.0	0.0	XXX	.0
13.7 Totals	.0	.0	.0	.0	.0	.0	0.0	.0	0.0	XXX	.0
13.8 Line 13.7 as a % of Col. 6	.0	.0	.0	.0	.0	.0	0.0	XXX	XXX	XXX	.0
13.9 Line 13.7 as a % of Line 10.7, Col. 6, Section 10	0.0	0.0	0.0	0.0	0.0	0.0	0.0	XXX	XXX	XXX	0.0

(a) Includes \$ freely tradable under SEC Rule 144 or qualified for resale under SEC Rule 144A.
 (b) Includes \$ current year, \$ prior year of bonds with Z designations and \$, current year, \$ prior year of bonds with Z* designations. The letter "Z" means the NAIC designation was not assigned by the Securities Valuation Office (SVO) at the date of the statement. "Z*" means the SVO could not evaluate the obligation because valuation procedures for the security class is under regulatory review.
 (c) Includes \$ current year, \$ prior year of bonds with 5* designations and \$, current year, \$ prior year of bonds with 6* designations. "5*" means the NAIC designation was assigned by the SVO in reliance on the insurer's certification that the issuer is current in all principal and interest payments. "6*" means the NAIC designation was assigned by the SVO due to inadequate certification of principal and interest payments.

ANNUAL STATEMENT FOR THE YEAR 2002 OF THE Victoria Select Insurance Company

SCHEDULE D - PART 1A - SECTION 2

Maturity Distribution of All Bonds Owned December 31, at Book/Adjusted Carrying Values by Major Type and Subtype of Issues

Distribution by Type	1 1 Year or Less	2 Over 1 Year Through 5 Years	3 Over 5 Years Through 10 Years	4 Over 10 Years Through 20 Years	5 Over 20 Years	6 Total Current Year	7 Col. 6 as a % of Line 10.7	8 Total from Col 6 Prior Year	9 % From Col. 7 Prior Year	10 Total Publicly Traded	11 Total Privately Placed
1. U.S. Governments, Schedules D & DA (Group 1)											
1.1 Issuer Obligations	698,820	2,089,057	618,525	1,006,205	297,480	4,710,086	69.3	3,619,602	53.4	4,710,086	
1.2 Single Class Mortgage-Backed/Asset-Backed Securities					2,082,036	2,082,036	30.7	3,162,296	46.6	2,082,036	
1.7 Totals	698,820	2,089,057	618,525	1,006,205	2,379,515	6,792,122	100.0	6,781,898	100.0	6,792,122	0
2. All Other Governments, Schedules D & DA (Group 2)											
2.1 Issuer Obligations						0	0.0	0	0.0		
2.2 Single Class Mortgage-Backed/Asset-Backed Securities						0	0.0	0	0.0		
MULTI-CLASS RESIDENTIAL MORTGAGE-BACKED SECURITIES						0	0.0	0	0.0		
2.3 Defined						0	0.0	0	0.0		
2.4 Other						0	0.0	0	0.0		
MULTI-CLASS COMMERCIAL MORTGAGE-BACKED/ASSET- BACKED SECURITIES						0	0.0	0	0.0		
2.5 Defined						0	0.0	0	0.0		
2.6 Other						0	0.0	0	0.0		
2.7 Totals	0	0	0	0	0	0	0.0	0	0.0	0	0
3. States, Territories, and Possessions Guaranteed, Schedules D & DA (Group 3)											
3.1 Issuer Obligations						0	0.0	0	0.0		
3.2 Single Class Mortgage-Backed/Asset-Backed Securities						0	0.0	0	0.0		
MULTI-CLASS RESIDENTIAL MORTGAGE-BACKED SECURITIES						0	0.0	0	0.0		
3.3 Defined						0	0.0	0	0.0		
3.4 Other						0	0.0	0	0.0		
MULTI-CLASS COMMERCIAL MORTGAGE-BACKED/ASSET- BACKED SECURITIES						0	0.0	0	0.0		
3.5 Defined						0	0.0	0	0.0		
3.6 Other						0	0.0	0	0.0		
3.7 Totals	0	0	0	0	0	0	0.0	0	0.0	0	0
4. Political Subdivisions of States, Territories and Possessions, Guaranteed, Schedules D & DA (Group 4)											
4.1 Issuer Obligations						0	0.0	0	0.0		
4.2 Single Class Mortgage-Backed/Asset-Backed Securities						0	0.0	0	0.0		
MULTI-CLASS RESIDENTIAL MORTGAGE-BACKED SECURITIES						0	0.0	0	0.0		
4.3 Defined						0	0.0	0	0.0		
4.4 Other						0	0.0	0	0.0		
MULTI-CLASS COMMERCIAL MORTGAGE-BACKED/ASSET- BACKED SECURITIES						0	0.0	0	0.0		
4.5 Defined						0	0.0	0	0.0		
4.6 Other						0	0.0	0	0.0		
4.7 Totals	0	0	0	0	0	0	0.0	0	0.0	0	0
5. Special Revenue & Special Assessment Obligations etc., Non-Guaranteed, Schedules D & DA (Group 5)											
5.1 Issuer Obligations						0	0.0	0	0.0		
5.2 Single Class Mortgage-Backed/Asset-Backed Securities						0	0.0	0	0.0		
MULTI-CLASS RESIDENTIAL MORTGAGE-BACKED SECURITIES						0	0.0	0	0.0		
5.3 Defined						0	0.0	0	0.0		
5.4 Other						0	0.0	0	0.0		
MULTI-CLASS COMMERCIAL MORTGAGE-BACKED/ASSET- BACKED SECURITIES						0	0.0	0	0.0		
5.5 Defined						0	0.0	0	0.0		
5.6 Other						0	0.0	0	0.0		
5.7 Totals	0	0	0	0	0	0	0.0	0	0.0	0	0

30

ANNUAL STATEMENT FOR THE YEAR 2002 OF THE Victoria Select Insurance Company

SCHEDULE D - PART 1A - SECTION 2 (continued)

Maturity Distribution of All Bonds Owned December 31, at Book/Adjusted Carrying Values by Major Type and Subtype of Issues

Distribution by Type	1 1 Year or Less	2 Over 1 Year Through 5 Years	3 Over 5 Years Through 10 Years	4 Over 10 Years Through 20 Years	5 Over 20 Years	6 Total Current Year	7 Col. 6 as a % of Line 10.7	8 Total from Col. 6 Prior Year	9 % From Col. 7 Prior Year	10 Total Publicly Traded	11 Total Privately Placed
6. Public Utilities (Unaffiliated), Schedules D & DA (Group 6)											
6.1 Issuer Obligations						0	0.0	0	0.0		
6.2 Single Class Mortgage-Backed/Asset-Based Securities						0	0.0	0	0.0		
MULTI-CLASS RESIDENTIAL MORTGAGE- BACKED SECURITIES											
6.3 Defined						0	0.0	0	0.0		
6.4 Other						0	0.0	0	0.0		
MULTI-CLASS COMMERCIAL MORTGAGE- BACKED/ASSET-BACKED SECURITIES											
6.5 Defined						0	0.0	0	0.0		
6.6 Other						0	0.0	0	0.0		
6.7 Totals	0	0	0	0	0	0	0.0	0	0.0	0	0
7. Industrial & Miscellaneous (Unaffiliated), Schedules D & DA (Group 7)											
7.1 Issuer Obligations						0	0.0	0	0.0		
7.2 Single Class Mortgage-Backed/Asset-Based Securities						0	0.0	0	0.0		
MULTI-CLASS RESIDENTIAL MORTGAGE- BACKED SECURITIES											
7.3 Defined						0	0.0	0	0.0		
7.4 Other						0	0.0	0	0.0		
MULTI-CLASS COMMERCIAL MORTGAGE- BACKED/ASSET-BACKED SECURITIES											
7.5 Defined						0	0.0	0	0.0		
7.6 Other						0	0.0	0	0.0		
7.7 Totals	0	0	0	0	0	0	0.0	0	0.0	0	0
8. Credit Tenant Loans, Schedules D & DA (Group 8)											
8.1 Issuer Obligations						0	0.0	0	0.0		
8.7 Totals	0	0	0	0	0	0	0.0	0	0.0	0	0
9. Parents, Subsidiaries and Affiliates, Schedules D & DA (Group 9)											
9.1 Issuer Obligations						0	0.0	0	0.0		
9.2 Single Class Mortgage-Backed/Asset-Based Securities						0	0.0	0	0.0		
MULTI-CLASS RESIDENTIAL MORTGAGE- BACKED SECURITIES											
9.3 Defined						0	0.0	0	0.0		
9.4 Other						0	0.0	0	0.0		
MULTI-CLASS COMMERCIAL MORTGAGE- BACKED/ASSET-BACKED SECURITIES											
9.5 Defined						0	0.0	0	0.0		
9.6 Other						0	0.0	0	0.0		
9.7 Totals	0	0	0	0	0	0	0.0	0	0.0	0	0

ANNUAL STATEMENT FOR THE YEAR 2002 OF THE Victoria Select Insurance Company

SCHEDULE D - PART 1A - SECTION 2 (continued)

Maturity Distribution of All Bonds Owned December 31, at Book/Adjusted Carrying Values by Major Type and Subtype of Issues

Distribution by Type	1 1 Year or Less	2 Over 1 Year Through 5 Years	3 Over 5 Years Through 10 Years	4 Over 10 Years Through 20 Years	5 Over 20 Years	6 Total Current Year	7 Col. 6 as a % of Line 10.7	8 Total From Col. 6 Prior Year	9 % From Col. 7 Prior Year	10 Total Publicly Traded	11 Total Privately Placed
10. Total Bonds Current Year											
10.1 Issuer Obligations	698,820	2,089,057	618,525	1,006,205	297,480	4,710,086	69.3	XXX	XXX	4,710,086	.0
10.2 Single Class Mortgage-Backed/Asset-Backed Bonds MULTI-CLASS RESIDENTIAL MORTGAGE-BACKED SECURITIES	.0	.0	.0	.0	2,082,036	2,082,036	30.7	XXX	XXX	2,082,036	.0
10.3 Defined	.0	.0	.0	.0	.0	.0	0.0	XXX	XXX	.0	.0
10.4 Other	.0	.0	.0	.0	.0	.0	0.0	XXX	XXX	.0	.0
MULTI-CLASS COMMERCIAL MORTGAGE-BACKED/ASSET-BACKED SECURITIES											
10.5 Defined	.0	.0	.0	.0	.0	.0	0.0	XXX	XXX	.0	.0
10.6 Other	.0	.0	.0	.0	.0	.0	0.0	XXX	XXX	.0	.0
10.7 Totals	698,820	2,089,057	618,525	1,006,205	2,379,515	6,792,122	100.0	XXX	XXX	6,792,122	.0
10.8 Line 10.7 as a % of Col. 6	10.3	30.8	9.1	14.8	35.0	100.0	XXX	XXX	XXX	100.0	0.0
11. Total Bonds Prior Year											
11.1 Issuer Obligations	1,495,157	2,124,445	.0	.0	.0	XXX	XXX	3,619,602	53.4	3,619,602	.0
11.2 Single Class Mortgage-Backed/Asset-Backed Bonds MULTI-CLASS RESIDENTIAL MORTGAGE-BACKED SECURITIES	.0	.0	.0	.0	3,162,296	XXX	XXX	3,162,296	46.6	3,162,296	.0
11.3 Defined	.0	.0	.0	.0	.0	XXX	XXX	.0	0.0	.0	.0
11.4 Other	.0	.0	.0	.0	.0	XXX	XXX	.0	0.0	.0	.0
MULTI-CLASS COMMERCIAL MORTGAGE-BACKED/ASSET-BACKED SECURITIES											
11.5 Defined	.0	.0	.0	.0	.0	XXX	XXX	.0	0.0	.0	.0
11.6 Other	.0	.0	.0	.0	.0	XXX	XXX	.0	0.0	.0	.0
11.7 Totals	1,495,157	2,124,445	.0	.0	3,162,296	XXX	XXX	6,781,898	100.0	6,781,898	.0
11.8 Line 11.7 as a % of Col. 8	22.0	31.3	0.0	0.0	46.6	XXX	XXX	100.0	XXX	100.0	0.0
12. Total Publicly Traded Bonds											
12.1 Issuer Obligations	698,820	2,089,057	618,525	1,006,205	297,480	4,710,086	69.3	3,619,602	53.4	4,710,086	XXX
12.2 Single Class Mortgage-Backed/Asset-Backed Bonds MULTI-CLASS RESIDENTIAL MORTGAGE-BACKED SECURITIES					2,082,036	2,082,036	30.7	3,162,296	46.6	2,082,036	XXX
12.3 Defined						.0	0.0	.0	0.0	.0	XXX
12.4 Other						.0	0.0	.0	0.0	.0	XXX
MULTI-CLASS COMMERCIAL MORTGAGE-BACKED/ASSET-BACKED SECURITIES											
12.5 Defined						.0	0.0	.0	0.0	.0	XXX
12.6 Other						.0	0.0	.0	0.0	.0	XXX
12.7 Totals	698,820	2,089,057	618,525	1,006,205	2,379,515	6,792,122	100.0	6,781,898	100.0	6,792,122	XXX
12.8 Line 12.7 as a % of Col. 6	10.3	30.8	9.1	14.8	35.0	100.0	XXX	XXX	XXX	100.0	XXX
12.9 Line 12.7 as a % of Line 10.7, Col. 6, Section 10	10.3	30.8	9.1	14.8	35.0	100.0	XXX	XXX	XXX	100.0	XXX
13. Total Privately Placed Bonds											
13.1 Issuer Obligations						.0	0.0	.0	0.0	XXX	.0
13.2 Single Class Mortgage-Backed/Asset-Backed Bonds MULTI-CLASS RESIDENTIAL MORTGAGE-BACKED SECURITIES						.0	0.0	.0	0.0	XXX	.0
13.3 Defined						.0	0.0	.0	0.0	XXX	.0
13.4 Other						.0	0.0	.0	0.0	XXX	.0
MULTI-CLASS COMMERCIAL MORTGAGE-BACKED/ASSET-BACKED SECURITIES											
13.5 Defined						.0	0.0	.0	0.0	XXX	.0
13.6 Other						.0	0.0	.0	0.0	XXX	.0
13.7 Totals	.0	.0	.0	.0	.0	.0	0.0	.0	0.0	XXX	.0
13.8 Line 13.7 as a % of Col. 6	0.0	0.0	0.0	0.0	0.0	0.0	XXX	XXX	XXX	XXX	0.0
13.9 Line 13.7 as a % of Line 10.7, Col. 6, Section 10	0.0	0.0	0.0	0.0	0.0	0.0	XXX	XXX	XXX	XXX	0.0

32

ANNUAL STATEMENT FOR THE YEAR 2002 OF THE Victoria Select Insurance Company

SCHEDULE DA - PART 2

Verification of SHORT-TERM INVESTMENTS Between Years

	1	2	3	4	5
	Total	Bonds	Mortgage Loans	Other Short-term Investment Assets(a)	Investments in Parent, Subsidiaries and Affiliates
1. Book/adjusted carrying value, prior year0	.0	.0	.0	.0
2. Cost of short-term investments acquired	727,926	727,926			
3. Increase (decrease) by adjustment0				
4. Increase (decrease) by foreign exchange adjustment0				
5. Total profit (loss) on disposal of short-term investments	(66)	(66)			
6. Consideration received on disposal of short-term investments	727,861	727,861			
7. Book/adjusted carrying value, current year0	.0	.0	.0	.0
8. Total valuation allowance0				
9. Subtotal (Lines 7 plus 8)0	.0	.0	.0	.0
10. Total nonadmitted amounts0				
11. Statement value (Lines 9 minus 10)0	.0	.0	.0	.0
12. Income collected during year	2,912	2,912			
13. Income earned during year	2,912	2,912			

(a) Indicate the category of such assets, for example, joint ventures, transportation equipment:

Schedule DB - Part A - VBY

NONE

Schedule DB - Part B - VBY

NONE

Schedule DB - Part C - VBY

NONE

Schedule DB - Part D - VBY

NONE

Schedule DB - Part E - VBY

NONE

Schedule DB - Part F - Section 1

NONE

Schedule DB - Part F - Section 2

NONE

Schedule F - Part 1

NONE

Schedule F - Part 2

NONE

ANNUAL STATEMENT FOR THE YEAR 2002 OF THE Victoria Select Insurance Company

SCHEDULE F - PART 3

Ceded Reinsurance as of December 31, Current Year (000 Omitted)

1 Federal ID Number	2 NAIC Company Code	3 Name of Reinsurer	4 Domiciliary Jurisdiction	5 Reinsurance Contracts Ceding 75% or More of Direct Premiums Written	6 Reinsurance Premiums Ceded	Reinsurance Recoverable On										Reinsurance Payable		18 Net Amount Recoverable From Reinsurers Cols. 15 - [16 + 17]	19 Funds Held By Company Under Reinsurance Treaties
						7 Paid Losses	8 Paid LAE	9 Known Case Loss Reserves	10 Known Case LAE Reserves	11 IBNR Loss Reserves	12 IBNR LAE Reserves	13 Unearned Premiums	14 Contingent Commissions	15 Cols. 7 thru 14 Totals	16 Ceded Balances Payable	17 Other Amounts Due to Reinsurers			
34-1394913	42889	Victoria Fire & Casualty Company	OH	Yes	11,912			4,244	741	677	446	3,782		9,890			9,890		
		0199999 - Authorized - Affiliates - U.S. Intercompany Pooling			11,912			4,244	741	677	446	3,782		9,890			9,890		
		0499999 - Total - Authorized - Affiliates			11,912			4,244	741	677	446	3,782		9,890			9,890		
		0599998 - Other U.S. Unaffil Insurers (Under \$100,000)												0			0		
		0899998 - Authorized - Other Non-U.S. Insurers (Under \$100,000)												0			0		
		0999999 - Total - Authorized			11,912			4,244	741	677	446	3,782		9,890			9,890		
		1399999 - Total - Unauthorized - Affiliates												0			0		
		1499998 - Unauthorized - Other U.S. Unaffiliated Insurers (Under \$100,000)												0			0		
		1799998 - Unauthorized - Other Non-U.S. Insurers (Under \$100,000)												0			0		
		1899999 - Total - Unauthorized												0			0		
		1999999 - Total - Authorized and Unauthorized			11,912	0	0	4,244	741	677	446	3,782	0	9,890	0	0	9,890	0	
		2099999 - Total - Protected Cells												0			0		
9999999 Totals					11,912	0	0	4,244	741	677	446	3,782	0	9,890	0	0	9,890	0	

NOTE: Report the five largest provisional commission rates included in the cedant's reinsurance treaties. The commission rate to be reported is by contract with ceded premium in excess of \$50,000:

	1 Name of Company	2 Commission Rate	3 Ceded Premium
1.		
2.		
3.		
4.		
5.		

40

Schedule F - Part 4

NONE

Schedule F - Part 5

NONE

Schedule F - Part 6

NONE

Schedule F - Part 7

NONE

SCHEDULE F - PART 8

Restatement of Balance Sheet to Identify Net Credit for Reinsurance

	1 As Reported (Net of Ceded)	2 Restatement Adjustments	3 Restated (Gross of Ceded)
<u>ASSETS</u> (Page 2, Col. 3)			
1. Cash and invested assets (Line 9)	7,561,826		7,561,826
2. Agents' balances or uncollected premiums (Line 10)	0	2,242,017	2,242,017
3. Funds held by or deposited with reinsured companies (Line 11)	0		0
4. Reinsurance recoverable on loss and loss adjustment expense payments (Line 14)	0		0
5. Other assets (Lines 12 and 13 and 15 through 25)	76,416		76,416
6. Net amount recoverable from reinsurers		8,808,348	8,808,348
7. Totals (Line 28)	7,638,242	11,050,365	18,688,607
<u>LIABILITIES</u> (Page 3)			
8. Losses and loss adjustment expenses (Lines 1 through 3)	0	6,108,201	6,108,201
9. Taxes, expenses, and other obligations (Lines 4 through 8)	124,532	1,160,056	1,284,588
10. Unearned premiums (Line 9)	0	3,782,108	3,782,108
11. Advance Premiums (Line 10)	0		0
12. Dividends declared and unpaid (Line 11.1 and 11.2)	0		0
13. Ceded reinsurance premiums payable (net of ceded commissions) (Line 12)	0		0
14. Funds held by company under reinsurance treaties (Line 13)	0		0
15. Amounts withheld or retained by company for account of others (Line 14)	0		0
16. Provision for reinsurance (Line 16)	0		0
17. Other liabilities (Lines 15 and 17 through 23)	0		0
18. Total liabilities (Line 26 minus Line 25)	124,532	11,050,365	11,174,897
19. Surplus as regards policyholders (Line 35)	7,513,710	X X X	7,513,710
20. Totals (Line 36)	7,638,242	11,050,365	18,688,607

NOTE: Is the restatement of this exhibit the result of grossing up balances ceded to affiliates under 100 percent reinsurance or pooling arrangements? Yes [X] No []

If yes, give full explanation:

The Company is 100% reinsured by its parent, Victoria Fire & Casualty Company via 100% reinsurance pooling agreement. The reinsurance restatement above reflects the operation of this agreement

Schedule H - Part 1

NONE

Schedule H - Part 2

NONE

Schedule H - Part 3

NONE

Schedule H - Part 4

NONE

Schedule H - Part 5

NONE

Schedule P - Part 1A - Home/Farm

NONE

Schedule P - Part 1B - Private Passenger

NONE

Schedule P - Part 1C - Comm Auto/Truck

NONE

Schedule P - Part 1D - Workers' Comp

NONE

Schedule P - Part 1E - Comm Multi Peril

NONE

Schedule P - Part 1F - Medical Mal Occur

NONE

Schedule P - Part 1F - Medical Mal Claim

NONE

Schedule P - Part 1G - Special Liability

NONE

Schedule P - Part 1H - Other Liab Occur

NONE

Schedule P - Part 1H - Other Liab Claims

NONE

Schedule P - Part 1I - Special Property

NONE

Schedule P - Part 1J - Auto Physical

NONE

Schedule P - Part 1K - Fidelity/Surety

NONE

Schedule P - Part 1L - Other

NONE

Schedule P - Part 1M - International

NONE

Schedule P - Part 1N - Reinsurance A

NONE

Schedule P - Part 1O - Reinsurance B

NONE

Schedule P - Part 1P - Reinsurance C

NONE

Schedule P - Part 1R - Prod Liab Occur

NONE

Schedule P - Part 1R - Prod Liab Claims

NONE

Schedule P - Part 1S-Fin./Mtg. Guaranty

NONE

Schedule P - Part 2A

NONE

Schedule P - Part 2B

NONE

Schedule P - Part 2C

NONE

Schedule P - Part 2D

NONE

Schedule P - Part 2E

NONE

Schedule P - Part 2F - Medical Mal Occur

NONE

Schedule P - Part 2F - Medical Mal Claim

NONE

Schedule P - Part 2G

NONE

Schedule P - Part 2H - Other Liab Occur

NONE

Schedule P - Part 2H - Other Liab Claim

NONE

Schedule P - Part 2I

NONE

Schedule P - Part 2J

NONE

Schedule P - Part 2K

NONE

Schedule P - Part 2L

NONE

Schedule P - Part 2M

NONE

Schedule P - Part 2N

NONE

Schedule P - Part 2O

NONE

Schedule P - Part 2P

NONE

Schedule P - Part 2R - Prod Liab Occur

NONE

Schedule P - Part 2R - Prod Liab Claims

NONE

Schedule P - Part 2S

NONE

Schedule P - Part 3A

NONE

Schedule P - Part 3B

NONE

Schedule P - Part 3C

NONE

Schedule P - Part 3D

NONE

Schedule P - Part 3E

NONE

Schedule P - Part 3F - Medical Mal Occur

NONE

Schedule P - Part 3F - Medical Mal Claim

NONE

Schedule P - Part 3G

NONE

Schedule P - Part 3H - Other Liab Occur

NONE

Schedule P - Part 3H - Other Liab Claims

NONE

Schedule P - Part 3I

NONE

Schedule P - Part 3J

NONE

Schedule P - Part 3K

NONE

Schedule P - Part 3L

NONE

Schedule P - Part 3M

NONE

Schedule P - Part 3N

NONE

Schedule P - Part 3O

NONE

Schedule P - Part 3P

NONE

Schedule P - Part 3R - Prod Liab Occur

NONE

Schedule P - Part 3R - Prod Liab Claims

NONE

Schedule P - Part 3S

NONE

Schedule P - Part 4A

NONE

Schedule P - Part 4B

NONE

Schedule P - Part 4C

NONE

Schedule P - Part 4D

NONE

Schedule P - Part 4E

NONE

Schedule P - Part 4F - Medical Mal Occur

NONE

Schedule P - Part 4F - Medical Mal Claim

NONE

Schedule P - Part 4G

NONE

Schedule P - Part 4H - Other Liab Occur

NONE

Schedule P - Part 4H - Other Liab Claims

NONE

Schedule P - Part 4I - Special Property

NONE

Schedule P - Part 4J

NONE

Schedule P - Part 4K

NONE

Schedule P - Part 4L

NONE

Schedule P - Part 4M

NONE

Schedule P - Part 4N

NONE

Schedule P - Part 4O

NONE

Schedule P - Part 4P

NONE

Schedule P - Part 4R - Prod Liab Occur

NONE

Schedule P - Part 4R - Prod Liab Claims

NONE

Schedule P - Part 4S

NONE

Schedule P - Part 5A- SN1

NONE

Schedule P - Part 5A- SN2

NONE

Schedule P - Part 5A- SN3

NONE

Schedule P - Part 5B- SN1

NONE

Schedule P - Part 5B- SN2

NONE

Schedule P - Part 5B- SN3

NONE

Schedule P - Part 5C- SN1

NONE

Schedule P - Part 5C- SN2

NONE

Schedule P - Part 5C- SN3

NONE

Schedule P - Part 5D- SN1

NONE

Schedule P - Part 5D- SN2

NONE

Schedule P - Part 5D- SN3

NONE

Schedule P - Part 5E- SN1

NONE

Schedule P - Part 5E- SN2

NONE

Schedule P - Part 5E- SN3

NONE

Schedule P - Part 5F- SN1A

NONE

Schedule P - Part 5F- SN2A

NONE

Schedule P - Part 5F- SN3A

NONE

Schedule P - Part 5F- SN1B

NONE

Schedule P - Part 5F- SN2B

NONE

Schedule P - Part 5F- SN3B

NONE

Schedule P - Part 5H- SN1A

NONE

Schedule P - Part 5H- SN2A

NONE

Schedule P - Part 5H- SN3A

NONE

Schedule P - Part 5H- SN1B

NONE

Schedule P - Part 5H- SN2B

NONE

Schedule P - Part 5H- SN3B

NONE

Schedule P - Part 5R- SN1A

NONE

Schedule P - Part 5R- SN2A

NONE

Schedule P - Part 5R- SN3A

NONE

Schedule P - Part 5R- SN1B

NONE

Schedule P - Part 5R- SN2B

NONE

Schedule P - Part 5R- SN3B

NONE

Schedule P - Part 6C - SN1

NONE

Schedule P - Part 6C - SN2

NONE

Schedule P - Part 6D - SN1

NONE

Schedule P - Part 6D - SN2

NONE

Schedule P - Part 6E - SN1

NONE

Schedule P - Part 6E - SN2

NONE

Schedule P - Part 6H - SN1A

NONE

Schedule P - Part 6H - SN2A

NONE

Schedule P - Part 6H - SN1B

NONE

Schedule P - Part 6H - SN2B

NONE

Schedule P - Part 6M - SN1

NONE

Schedule P - Part 6M - SN2

NONE

Schedule P - Part 6N - SN1

NONE

Schedule P - Part 6N - SN2

NONE

Schedule P - Part 6O - SN1

NONE

Schedule P - Part 6O - SN2

NONE

Schedule P - Part 6R - SN1A

NONE

Schedule P - Part 6R - SN2A

NONE

Schedule P - Part 6R - SN1B

NONE

Schedule P - Part 6R - SN2B

NONE

Schedule P - Part 7A - Section 1

NONE

Schedule P - Part 7A - Section 2

NONE

Schedule P - Part 7A - Section 3

NONE

Schedule P - Part 7A - Section 4

NONE

Schedule P - Part 7A - Section 5

NONE

Schedule P - Part 7B - Section 1

NONE

Schedule P - Part 7B - Section 2

NONE

Schedule P - Part 7B - Section 3

NONE

Schedule P - Part 7B - Section 4

NONE

Schedule P - Part 7B - Section 5

NONE

Schedule P - Part 7B - Section 6

NONE

Schedule P - Part 7B - Section 7

NONE

SCHEDULE P INTERROGATORIES

1. What is the extended loss and expense reserve - direct and assumed - for the following classes? An example of an extended loss and expense reserve is the actuarial reserve for the free-tail coverage arising upon death, disability or retirement in most medical malpractice policies. Such a liability is to be reported here even if it was not reported elsewhere in Schedule P, but otherwise reported as a liability item on Page 3. Show the full reserve amount, not just the change during the current year.

Years in which premiums were earned and losses were incurred		1 Medical Malpractice	2 Other Liability	3 Products Liability
1.01	Prior			
1.02	1993			
1.03	1994			
1.04	1995			
1.05	1996			
1.06	1997			
1.07	1998			
1.08	1999			
1.09	2000			
1.10	2001			
1.11	2002			
1.12	Totals	0	0	0

2. The definition of allocated loss adjustment expenses (ALAE) and, therefore, unallocated loss adjustment expenses (ULAE) was changed effective January 1, 1998. This change in definition applies to both paid and unpaid expenses. Are these expenses (now reported as "Defense and Cost Containment" and "Adjusting and Other") reported in compliance with these definitions in this statement? Answer: Yes [X] No []

3. The Adjusting and Other expense payments and reserves should be allocated to the years in which the losses were incurred based on the number of claims reported, closed and outstanding in those years. When allocating Adjusting and Other expense between companies in a group or a pool, the Adjusting and Other expense should be allocated in the same percentage used for the loss amounts and the claim counts. For reinsurers, Adjusting and Other expense assumed should be reported according to the reinsurance contract. For Adjusting and Other expense incurred by reinsurers, or in those situations where suitable claim count information is not available, Adjusting and Other expense should be allocated by a reasonable method determined by the company and described in Interrogatory 7, below. Are they so reported in this Statement? Answer: Yes [X] No []

4. Do any lines in Schedule P include reserves which are reported gross of any discount to present value of future payments, but are reported net of such discounts on Page 11? Yes [] No [X]

If Yes, proper reporting must be made in the Notes to Financial Statements, as specified in the Instructions. Also, the discounts must be reported in Schedule P - Part 1, Columns 32 and 33.

Schedule P must be completed gross of non-tabular discounting. Work papers relating to discount calculations must be available for examination upon request.

Discounting is allowed only if expressly permitted by the state insurance department to which this Annual Statement is being filed.

5. What were the net premiums in force at the end of the year for:
(in thousands of dollars)

5.1 Fidelity

5.2 Surety

6. Claim count information is reported Per Claimant

7.1 The information provided in Schedule P will be used by many persons to estimate the adequacy of the current loss and expense reserves, among other things. Are there any especially significant events, coverage, retention or accounting changes which have occurred which must be considered when making such analyses? Yes [] No [X]

7.2 An extended statement may be attached.
.....

ANNUAL STATEMENT FOR THE YEAR 2002 OF THE Victoria Select Insurance Company

SCHEDULE Y (continued)
PART 2 - SUMMARY OF INSURER'S TRANSACTIONS WITH ANY AFFILIATES

1	2	3	4	5	6	7	8	9	10	11	12	13
NAIC Company Code	Federal ID Number	Names of Insurers and Parent, Subsidiaries or Affiliates	Shareholder Dividends	Capital Contributions	Purchases, Sales or Exchanges of Loans, Securities, Real Estate, Mortgage Loans or Other Investments	Income/ (Disbursements) Incurred in Connection with Guarantees or Undertakings for the Benefit of any Affiliate(s)	Management Agreements and Service Contracts	Income/ (Disbursements) Incurred Under Reinsurance Agreements	*	Any Other Material Activity Not in the Ordinary Course of the Insurer's Business	Totals	Reinsurance Recoverable/ (Payable) on Losses and/or Reserve Credit Taken/(Liability)
	51-0405043	ARL Holdings, Inc.		50,000							50,000	
		Bree Investments Limited	(1,700,000)	(3,696,127)							(5,396,127)	
	22-1211670	CB Investment, LLC	(205,148,430)	(609,145,935)							(814,294,365)	
	22-2808571	Enhanced Investment Technologies, Inc.					244,207				244,207	
	22-2354448	Flor-Ag Corporation	(496,915)	(2,278,085)							(2,775,000)	
	22-3451935	Gateway Holdings, Inc.	(13,792,868)	(94,509,243)							(108,302,111)	
	04-3474810	Heritage Properties		(1,510,406)							(1,510,406)	
	22-1211670	HHV, LLC	(40,635,990)		(1,803,642,672)						(1,844,278,662)	
	52-2069785	Jennison Associates LLC					8,043,485				8,043,485	
31968	62-0928337	Merastar Insurance Company						12,566,851			12,566,851	51,100,512
	06-1201557	ML/MSB Acquisition, Inc.		(25,329,655)							(25,329,655)	
	22-1211670	PCG Finance Company II, LLC	(3,672,465)	(20,772,918)	(7,159,438)						(31,604,821)	
		PGA Asian Holdings, Ltd.		(3,965,595)			3,500,000				(465,595)	
		PGA Asian Retail Limited		1,332,853							1,332,853	
	22-3610035	PGA European Holdings, Inc.	(517,676)								(517,676)	
		PGA European Limited	(15,914,619)	(16,161,417)							(32,076,036)	
		PGA Kilimanjaro Limited		(333,000)							(333,000)	
		PIC Realty Canada Limited		(1,000,000)							(1,000,000)	
	22-1856768	PIC Realty Corporation	(26,221,783)	237,705,725							211,483,942	
	22-3776860	PMCC Holding Company					42,474,282				42,474,282	
		PRICOA Capital Group, Ltd.					246,839				246,839	
		PRICOA GA Paterson, Limited	(58,699)	(44,603,109)							(44,661,808)	
	22-1944557	Pruco Life Insurance Company						(10,925,879)			(10,925,879)	
	22-2426091	Pruco Life Insurance Company of New Jersey						(68,712)			(68,712)	
	22-1921421	Pruco Securities Corporation		(7,000,000)							(7,000,000)	
		Prudential Brazilian Capital Fund		6,854,335							6,854,335	
36439	22-2227331	Prudential Commercial Insurance Company						17,718,271			17,718,271	56,088,233
		Prudential Financial Securities Investment Trust Enterprise		32,253,151							32,253,151	
	22-2231168	Prudential Funding LLC	(5,345,128)	(2,154,872)			(2,807,733)				(10,307,733)	
36447	22-2227328	Prudential General Insurance Company						41,986,771			41,986,771	81,201,333
	22-2429252	Prudential Global Funding		(2,900,000)							(2,900,000)	
	22-3703799	Prudential Holdings, LLC	228,000,000	(2,495,000)							225,505,000	
	51-0339672	Prudential Human Resource Management Company, Inc.	49,234,665	(121,884,235)							(72,649,570)	
	51-0389061	Prudential International Insurance Holdings, Ltd.		(18,290,000)							(18,290,000)	
	51-0339673	Prudential Mortgage Asset Corporation II	146,495,451	(146,565,186)							(69,735)	
	52-2145772	Prudential P&C Holdings, Inc.	100,000,000	60,000,000							160,000,000	
32352	22-2053189	Prudential Property and Casualty Insurance Company	18,000,000	(60,000,000)				(73,010,189)			(115,010,189)	(190,787,043)
	22-2474608	Prudential Realty Securities II, Inc.	(2,514,149)	(70,524,198)							(73,038,347)	
	22-2474608	Prudential Realty Securities, Inc.	(42,993,139)								(42,993,139)	
		Prudential Seguros, S.A.						7,464,746			7,464,746	
66133	41-1760577	Prudential Select Life Insurance Company of America						(31,546)			(31,546)	
	23-2189568	Prudential Trust Company					1,579,557				1,579,557	
		Prudential-Bradesco Seguros, S.A.		18,290,000							18,290,000	
		Prumerica Life S.P.A.						7,939,366		10,071	7,949,437	
		Prumerica Towarzystwo Ubezpieczen na Zycie S.A.						17,453,516			17,453,516	
	52-1618675	Residential Services Corporation of America		(6,000,000)							(6,000,000)	
	22-3451931	SMP Holdings, Inc.	(1,940,000)	(5,196,127)							(7,136,127)	
	22-3451932	SVIIT Holdings, Inc.	(4,177,212)	(100,522,788)							(104,700,000)	

110

ANNUAL STATEMENT FOR THE YEAR 2002 OF THE Victoria Select Insurance Company

**SCHEDULE Y (continued)
PART 2 - SUMMARY OF INSURER'S TRANSACTIONS WITH ANY AFFILIATES**

1	2	3	4	5	6	7	8	9	10	11	12	13
NAIC Company Code	Federal ID Number	Names of Insurers and Parent, Subsidiaries or Affiliates	Shareholder Dividends	Capital Contributions	Purchases, Sales or Exchanges of Loans, Securities, Real Estate, Mortgage Loans or Other Investments	Income/ (Disbursements) Incurred in Connection with Guarantees or Undertakings for the Benefit of any Affiliate(s)	Management Agreements and Service Contracts	Income/ (Disbursements) Incurred Under Reinsurance Agreements	*	Any Other Material Activity Not in the Ordinary Course of the Insurer's Business	Totals	Reinsurance Recoverable/ (Payable) on Losses and/or Reserve Credit Taken/(Liability)
10931	22-3560539	The Prudential Commercial Insurance Company of New Jersey						(25,666,755)			(25,666,755)	136,103,984
10930	22-3560542	The Prudential General Insurance Company of New Jersey						13,430,776			13,430,776	88,346,402
68241	22-1211670	The Prudential Insurance Company of America	(55,701,043)	1,007,451,832	1,810,802,110		(187,942,921)	20,400,005		(10,071)	2,594,999,912	(107,583,868)
	22-2540245	The Prudential Investment Management, Inc.					172,304,677				172,304,677	
		The Prudential Life Insurance Company of Korea, Ltd.						(5,082,527)			(5,082,527)	4,800,059
		The Prudential Life Insurance Company of Taiwan, Inc.						(755,895)			(755,895)	1,247,133
		The Prudential Life Insurance Company, Ltd.					(37,642,393)	(40,965,317)			(78,607,710)	101,536,676
28959	22-2567570	The Prudential Property and Casualty Insurance Company of New Jersey	(100,000,000)					12,235,979			(87,764,021)	(224,450,386)
		The Prumerica Life Insurance Company, Inc.						4,572,243			4,572,243	
13242	74-2286759	Titan Indemnity Company	12,000,000					(120,538)			11,879,462	(18,881)
36269	86-0619597	Titan Insurance Company	(20,000,000)					(925,854)			(20,925,854)	2,684,091
10644	34-1785903	Victoria Automobile Insurance Company							*		.0	
42889	34-1394913	Victoria Fire & Casualty Company	(10,000,000)					1,784,688	*		(8,215,312)	(268,245)
10778	34-1842604	Victoria National Insurance Company							*		.0	
10105	34-1777972	Victoria Select Insurance Company							*		.0	
10777	34-1842602	Victoria Specialty Insurance Company							*		.0	
9999999 Control Totals			0	0	0	0	0	0	XXX	0	0	0

110.1

SUPPLEMENTAL EXHIBITS AND SCHEDULES INTERROGATORIES

The following supplemental reports are required to be filed as part of your statement filing. However, in the event that your company does not transact the type of business for which the special report must be filed, your response of **NO** to the specific interrogatory will be accepted in lieu of filing a "NONE" report and a bar code will be printed below. If the supplement is required of your company but is not being filed for whatever reason enter **SEE EXPLANATION** and provide an explanation following the interrogatory questions.

MARCH FILING

RESPONSES

- 1. Will Supplement A to Schedule T (Medical Malpractice Supplement) be filed by March 1?No.....
- 2. Will Schedule SIS (Stockholder Information Supplement) be filed with the state of domicile by March 1?No.....
- 3. Will the Financial Guaranty Insurance Exhibit be filed March 1?No.....
- 4. Will the Medicare Supplement Insurance Experience Exhibit be filed with the state of domicile and the NAIC by March 1?No.....
- 5. Will an actuarial opinion be filed by March 1?Yes.....
- 6. Will the SVO Compliance Certification be filed by March 1?Yes.....
- 7. Will the Trusteed Surplus Statement be filed with the state of domicile and the NAIC by March 1?No.....
- 8. Will the Supplemental Compensation Exhibit be filed with the state of domicile by March 1?Yes.....
- 9. Will the Risk-based Capital Report be filed with the NAIC by March 1?Yes.....
- 10. Will the Risk-based Capital Report be filed with the state of domicile, if required by March 1?Yes.....
- 11. Will the Premiums Attributed to Protected Cells Exhibit be filed by March 1?No.....

APRIL FILING

- 12. Will the Insurance Expense Exhibit be filed with the state of domicile and the NAIC by April 1?Yes.....
- 13. Will Management's Discussion and Analysis be filed by April 1?Yes.....
- 14. Will the Credit Insurance Experience Exhibit be filed with the state of domicile and the NAIC by April 1?No.....
- 15. Will the Long-term Care Experience Reporting Forms be filed with the state of domicile and the NAIC by April 1?No.....
- 16. Will the Accident and Health Policy Experience Exhibit be filed by April 1?No.....
- 17. Will the Investment Risk Interrogatories be filed by April 1?Yes.....

MAY FILING







- 18. Will this company be included in a combined annual statement which is filed with the NAIC by May 1?Yes.....

JUNE FILING

- 19. Will an audited financial report be filed by June 1?Yes.....

Explanations:

Bar Codes:

- 1.  1 0 1 0 5 2 0 0 2 4 5 0 0 0 0 0 0
- 2.  1 0 1 0 5 2 0 0 2 4 2 0 0 0 0 0 0
- 3.  1 0 1 0 5 2 0 0 2 2 4 0 0 0 0 0 0
- 4.  1 0 1 0 5 2 0 0 2 3 6 0 5 8 0 0 0
- 7.  1 0 1 0 5 2 0 0 2 4 9 0 0 0 0 0 0
- 11.  1 0 1 0 5 2 0 0 2 3 8 5 0 0 0 0 0

SUPPLEMENTAL EXHIBITS AND SCHEDULES INTERROGATORIES

14. 
1 0 1 0 5 2 0 0 2 2 3 0 5 8 0 0 0

15. 
1 0 1 0 5 2 0 0 2 3 3 0 5 8 0 0 0

16. 
1 0 1 0 5 2 0 0 2 2 1 0 0 0 0 0 0

OVERFLOW PAGE FOR WRITE-INS
